



US00D722501S

(12) **United States Design Patent**
Landrum et al.

(10) **Patent No.:** **US D722,501 S**

(45) **Date of Patent:** **** Feb. 17, 2015**

(54) **CLOSURE**

(71) Applicant: **The Procter & Gamble Company**,
Cincinnati, OH (US)

(72) Inventors: **Benjamin Patrick Landrum**,
Cincinnati, OH (US); **Graham Clive**
Hufton, Manhattan, NY (US); **Shaun**
Shang-Yun Chan, Montgomery, OH
(US); **Lindsey Christine Barker**
Sunderhaus, Hamilton, OH (US)

(73) Assignee: **The Procter & Gamble Company**,
Cincinnati, OH (US)

(**) Term: **14 Years**

(21) Appl. No.: **29/479,893**

(22) Filed: **Jan. 21, 2014**

(51) **LOC (10) Cl.** **09-07**

(52) **U.S. Cl.**
USPC **D9/449**

(58) **Field of Classification Search**
USPC D6/542-545; D7/300, 321, 392.1,
D7/396.2, 500, 507, 509, 510, 511, 900;
D9/434-449, 452-455, 682, 685;
215/200, 235, 236, 252, 259, 329,
215/355-364; 220/200, 203.04-203.07,
220/220, 254.1, 254.4, 556, 703, 704, 705;
D28/4, 76, 88, 89, 91.1

See application file for complete search history.

(56) **References Cited**

U.S. PATENT DOCUMENTS

D414,650	S	*	10/1999	Lillelund et al.	D7/392.1
D432,017	S	*	10/2000	Alvarado	D9/529
D432,723	S	*	10/2000	Crosta	D28/82
D595,577	S	*	7/2009	Uneno	D9/504
D599,953	S	*	9/2009	Gibson et al.	D27/190
D602,354	S	*	10/2009	Dibnah et al.	D9/449
D642,333	S	*	7/2011	Praster	D28/82
D664,849	S	*	8/2012	Fracasso	D9/449
D664,850	S	*	8/2012	Fracasso	D9/449
D689,243	S	*	9/2013	Parker	D28/82
D702,551	S	*	4/2014	Wisniewski et al.	D9/449
2008/0296247	A1	*	12/2008	Ribadeneira Mejia	215/235
2012/0199610	A1	*	8/2012	Cain	222/212

* cited by examiner

Primary Examiner — Robert M Spear

Assistant Examiner — Marissa J Cash

(74) *Attorney, Agent, or Firm* — Linda M. Sivik

(57) **CLAIM**

The ornamental design for a closure, as shown and described.

DESCRIPTION

FIG. 1 is a perspective view of a closure, embodying our new design;

FIG. 2 is a first side view of the closure of FIG. 1;

FIG. 3 is a second side view of the closure of FIG. 1;

FIG. 4 is a front view of the closure of FIG. 1;

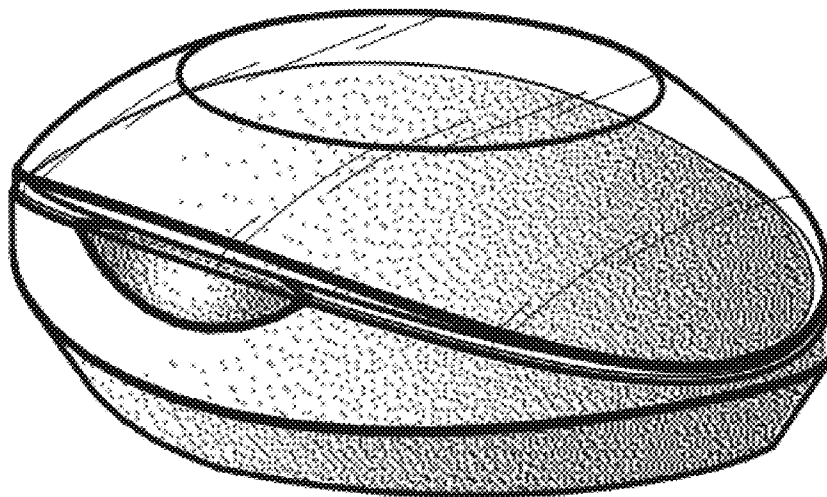
FIG. 5 is a back view of the closure of FIG. 1;

FIG. 6 is a top view of the closure of FIG. 1; and,

FIG. 7 is a bottom view of the closure of FIG. 1.

In the drawings, the broken lines depict environmental subject matter only and form no part of the claimed design.

1 Claim, 1 Drawing Sheet



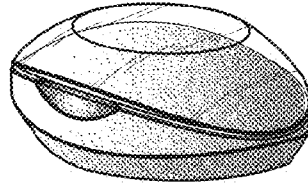


FIG. 1

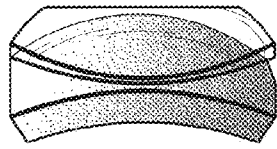


FIG. 2

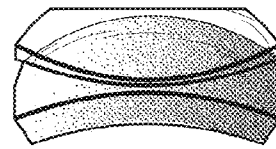


FIG. 3

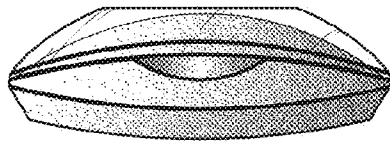


FIG. 4

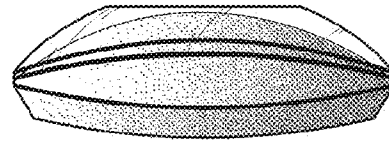


FIG. 5

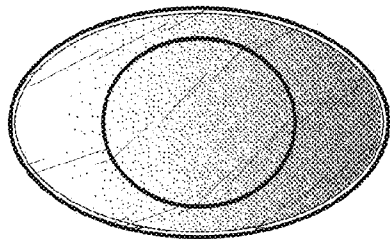


FIG. 6

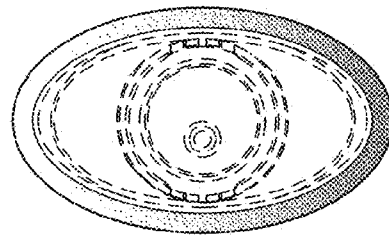


FIG. 7