

Feb. 21, 1939.

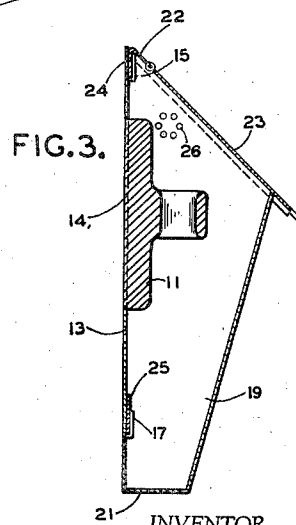
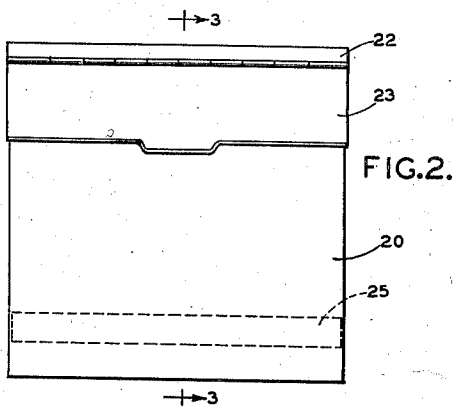
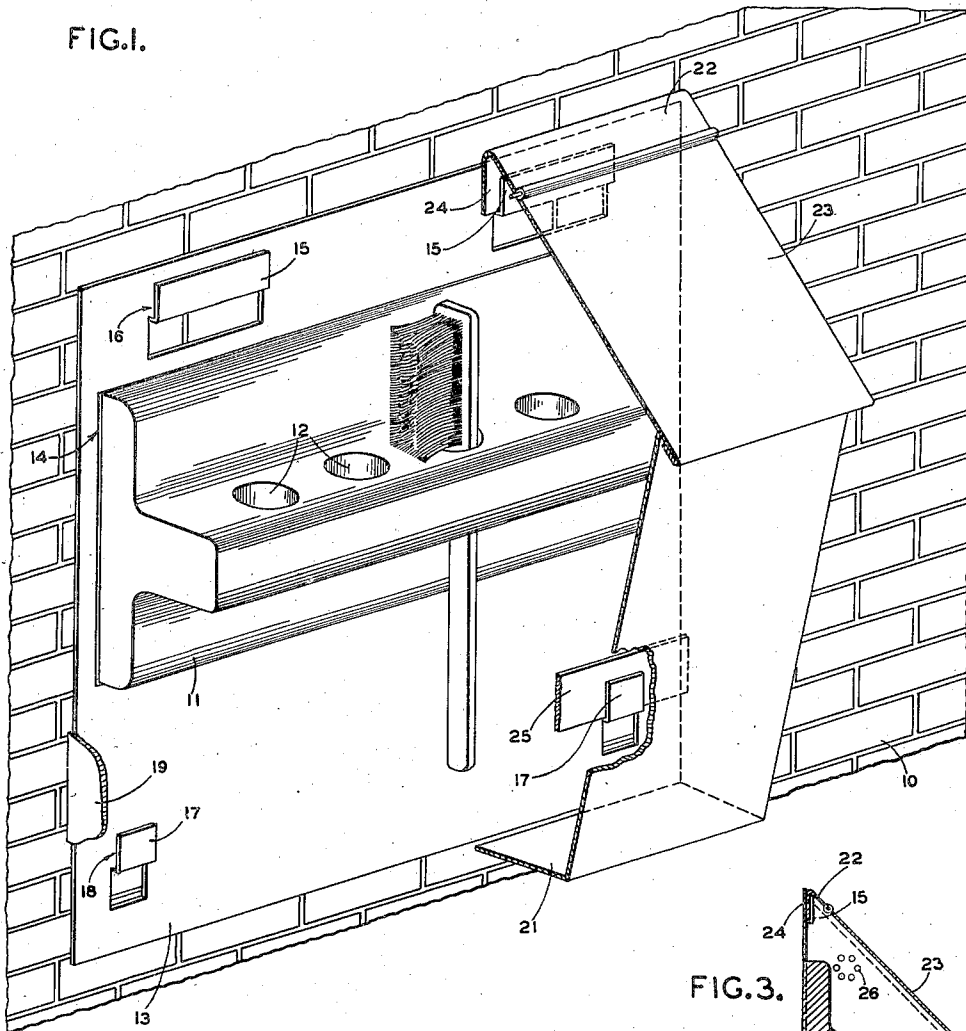
J. ZERO

2,148,043

COVERING FOR TILE TOOTH BRUSH HOLDERS

Filed April 4, 1938

FIG. 1.



BY

*J. Ledermann*

ATTORNEY.

# UNITED STATES PATENT OFFICE

2,148,043

## COVERING FOR TILE TOOTH BRUSH HOLDERS

James Zero, Brooklyn, N. Y.

Application April 4, 1938, Serial No. 199,937

2 Claims. (Cl. 312-112.5)

This invention relates to coverings or housings for tile toothbrush holders such as are commonly provided as a part of standard bathroom equipment, and aims to provide such a covering of novel construction having the characteristics of being simple and inexpensive in cost of manufacture and practical and efficient in operation.

The above and other objects will become apparent in the description below, in which characters of reference refer to like-named parts in the accompanying drawing.

Referring briefly to the drawing, Figure 1 is an isometric view, partly in section and with parts broken away, of the housing mounted in position.

Figure 2 is a front view of the housing.

Figure 3 is a cross-sectional view taken on the line 3-3 of Figure 2.

Referring in detail to the drawing, the numeral 10 represents the tile wall of a bathroom, into which the projecting toothbrush holder 11 is set, the latter being provided with a row of holes or slots 12 into which the toothbrushes are adapted to rest in upright position.

The primary object of providing such a housing is to keep the brushes free from dust, in other words, to provide a sanitary covering for the brushes.

A rectangular plate 13 has a transverse slot 14, of substantially the same dimensions as the holder block 11, cut out thereof, so that the plate 13 may be placed snug against the tile wall with the block 11 projecting through the slot 14. Before the plate is so mounted, the back of the plate or the tile wall, is first coated with a quantity of suitable cement or glue to retain the plate against the wall. When thus applied to the wall, the upper edge of the slot 14 may rest on the upper edge of the block 11 to support a good part of the weight of the housing. Near the upper edge of the plate 13 the same is provided with two or more upwardly-projecting tongues 15 separated by a space 16 from the plate, and which may be formed by cutting them out of the plate and turning them upward, in an obvious and common manner. Similarly, two or more tongues 17, of like characteristics except that they are narrower, are provided near the lower edge of the plate 13, separated by a space 18 from the plate.

The housing comprises, in addition to the rear wall or plate 13, a pair of side walls 19, an inclined front wall 20, the bottom 21, the top wall 22, and the lid 23. All of said additional members of the housing are integral, so that the complete housing consists of two parts, i. e., the back plate 13 and the said additional members.

The top wall 22 is bent back downward to provide a web 24 which registers in the spaces 16 behind the tongues 15 and thereby supports the housing at the top. A beam 25, which is sup-

ported at its extremities in the opposite side walls 19, registers in the spaces 18 behind the tongues 17 and thus supports the housing at the bottom. Thus the complete housing, with the exception of the back wall 13, may readily be lifted from the wall or mounted thereon.

With the device in place and in use, the lid 23 is lifted about its hinges to obtain access to the block 11, so that a toothbrush may be readily removed or inserted. Vent holes 26 in the side walls provide for air circulation, although such holes may be provided in other parts, or in other manners, if desired. If the owner of such a device moves from one apartment to another, he may easily separate the plate 13 from the tile wall with a suitable implement and re-cement it to the wall of his new location.

The device may be made of any suitable material, but one of the modern composition or plastic materials, of attractive color or of a color to match the tile, would be preferable.

Obviously, modifications in form and structure may be made without departing from the spirit and scope of the invention.

I claim:

1. A two-piece covering adapted to cover a toothbrush block on a tile bathroom wall, comprising a back plate having a slot therein and adapted to be secured to said wall with said block projecting through said slot, and a front housing releasably secured to said back plate, said housing having a hinged lid, and means partly on said back plate and partly on said housing for releasably securing said housing on said back plate, said means comprising upwardly projecting tongues on said back plate near the top thereof and a transverse web on said housing near the top thereof, said web being insertable between said tongues and said plate.

2. A two-piece covering adapted to cover a toothbrush block on a tile bathroom wall, comprising a back plate having a slot therein and adapted to be secured to said wall with said block projecting through said slot, and a front housing releasably secured to said back plate, said housing having a hinged lid, and means partly on said back plate and partly on said housing for releasably securing said housing on said back plate, said means comprising a pair of upwardly projecting tongues on said back plate near the top thereof and a similar pair of tongues on said back plate near the bottom thereof, a transverse web on said housing near the top thereof and a transverse beam having its extremities supported in the side walls of said housing, said web being insertable between said top tongues and said plate, said beam being insertable between said bottom tongues and said plate.

JAMES ZERO.