

J. A. French,

Earth Closet.

No. 104,296.

Patented June 14, 1870.

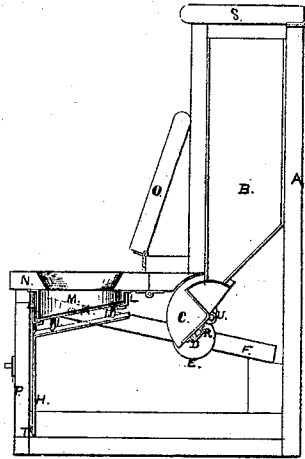


FIG. I.

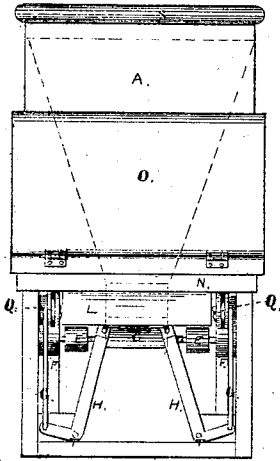


FIG. II.

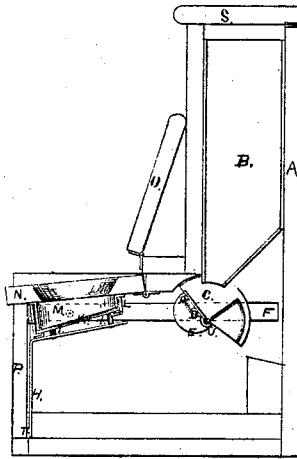


FIG. III.

WITNESSES.

J. B. Smith
W. M. Hornor.

INVENTOR

John A. French

UNITED STATES PATENT OFFICE.

JOHN A. FRENCH, OF MILWAUKEE, WISCONSIN, ASSIGNOR TO HIMSELF
AND RIVERIOUS P. ELMORE, OF SAME PLACE.

IMPROVEMENT IN EARTH-CLOSETS.

Specification forming part of Letters Patent No. 104,296, dated June 14, 1870.

I, JOHN A. FRENCH, of Milwaukee, in the county of Milwaukee, in the State of Wisconsin, have invented certain Improvements in Earth-Closets, of which the following is a specification:

Nature and Object of the Invention.

The object of my invention is to use dry earth in a closet to cover excrements, and the arrangement of machinery for the purpose of throwing the earth automatically and cover up every particle is an object sought to be obtained, and also machinery to open and close the opening of the seat to prevent dust rising.

Description of the Drawing forming part of this Specification.

Figure I is a vertical side section with the cup discharging the earth. Fig. II is a front view with forward part removed. Fig. III is a vertical side section with seat down and the cup filled with earth.

General Description.

A is the box or closet; B, the hopper; C, the cup which discharges the earth; D, shaft; E E, weights on shaft D; F F, levers which the ends of shaft D enter; G G, rods that connect with levers F; H H, levers which connect with rods G G; I I, pins in the top of levers H H; K, slides with holes in them, through which pins I pass, and which move them when the levers are moved; L L, ways fastened to cover N, the bottom turned up, and in which slides K move. These slides are held in position by pieces turned up on their ends, and press on the bottom of this turned-up piece, forming a groove in the ends of slides

K; M, a projection around the hole, fastened to seat N; N, seat with a hole in it; O, upper cover; P, door in front; Q, rollers in the end of lever F for cover N to press on and work easy; R, slot in the bottom of cup C, through which passes shaft D; S, cover of the hopper; T, fulcrum of levers H H; U, shaft passing through cup C, its ends resting on the two sides of the hopper B.

When a person sits down on seat N it rests on rollers Q in the ends of levers F F, and tips up the back end of said levers, the front end pressing on a fulcrum, and raises shaft D, which throws cup C back, and it fills with earth. This shaft D enters the slot R in the bottom of cup C, in front of shaft U, and at the same motion the rods G G, attached at their upper ends to levers F F and at their bottom ends with levers H H, throw levers H H back, and the pins I I open the slides K, and when one rises from the seat the weights E E will bring the cup forward, and the earth is discharged upon or covers up the excrements, and the slides K are closed.

Claims.

I claim as my invention—

1. Hopper B, cup C, shaft D, weights E E, levers F F, shaft U, and seat N, operated substantially as described.
2. Seat N, rods G, levers H, pins I, slides K, ways L, projection M, rollers Q, and fulcrum T, operating substantially as described.

JOHN A. FRENCH.

Witnesses:

J. B. SMITH,
W. M. HORNER.