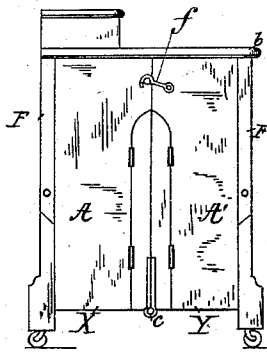


L. C. BOYINGTON.  
Cabinet-Bed.

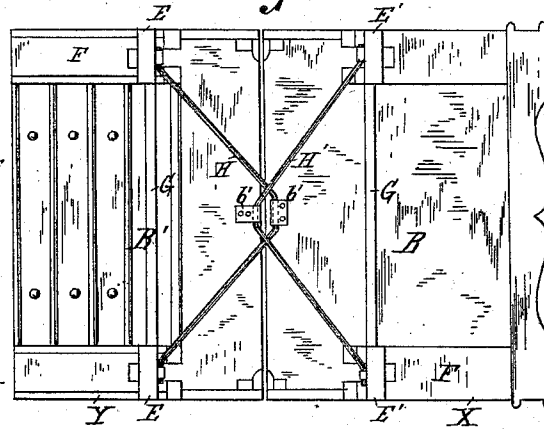
No. 219,342.

Patented Sept. 9, 1879.

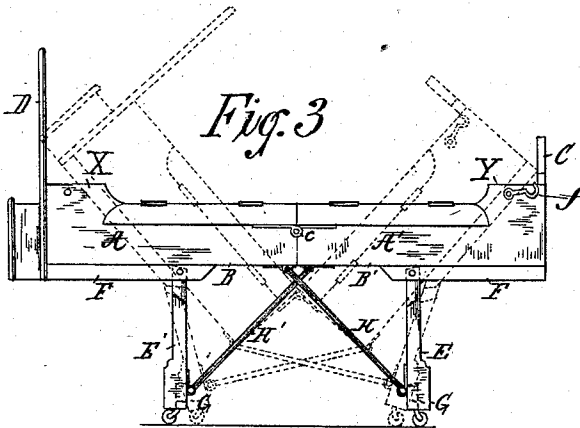
*Fig. 1*



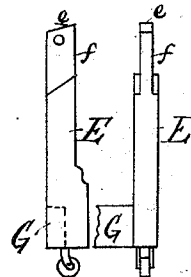
*Fig. 2*



*Fig. 3*



*Fig. 4*



*Witnesses*  
*E. R. Hoffmann*  
*N. Croles*

*Inventor*  
*Levi C. Boyington*  
*By Gridley & Co.*  
*Atty.*

# UNITED STATES PATENT OFFICE.

LEVI C. BOYINGTON, OF CHICAGO, ILLINOIS.

## IMPROVEMENT IN CABINET-BEDS.

Specification forming part of Letters Patent No. **219,342**, dated September 9, 1879; application filed April 1, 1879.

*To all whom it may concern:*

Be it known that I, LEVI C. BOYINGTON, of Chicago, county of Cook, and State of Illinois, have invented a new and useful Improvement in Cabinet-Beds; and I do hereby declare the following to be a full, clear, and exact description of the invention, which will enable others skilled in the art to which my invention appertains to make and use the same, reference being had to the accompanying drawings, forming part of this specification, in which—

Figure 1 represents a side view of my cabinet-bed when folded or not in use. Fig. 2 represents a plan view of the bottom of the cabinet-bed when unfolded and ready for use. Fig. 3 represents a side view of the same when unfolded and when partly folded. Fig. 4 represents an enlarged side and end view of one of the legs.

Like letters of reference indicate like parts.

My invention relates to that class of cabinet-beds which are so constructed that when not in use they may be readily folded into compact form, and bear resemblance to a bureau, wash-stand, or other similar article of chamber furniture; and my invention consists in the construction and arrangement of the several parts, as hereinafter described and claimed.

In the drawings, X Y represent the two sections, hinged together, of which the bed-cabinet is made, each section consisting of side rails, bed-bottom, two legs, one brace, and either head or foot board.

The side rails, A A', are made in two parts in length, and are united by hinges *c*. The side rails, A A', being of sufficient width to contain the bedding when closed or folded, are too wide or high for easy access to the bed when in use. Therefore a portion of the top of these rails A A' are cut out and hinged in the same position, and are turned down against the side rails proper, as shown.

B B' is the bed-bottom, also made in two parts, to correspond with the side rails, A A', so that when folded, as shown in Fig. 1, B forms the back and B' the front to the bureau.

C is the foot-board, permanently attached to the side rails, A' A', and bottom B', and so that the outer surface thereof will come flush with the ends of the side rails, A' A'.

D is the head-board, which may be so constructed or designed as to represent the upper portion of a bureau, dressing-case, or wash-stand. The head-board D, which also forms the top to the bureau, is connected to the bottom B and to the ends of the side rails, A A, and its ends project beyond the outer surface of the latter, and form the molding *b* of the top of the bureau when folded together.

The section Y is shorter than the section X, so that when they are folded together the upward-projecting portion of the foot-board C will rest under the head-board or bureau-top D.

E E' are the legs, which are pivoted to the bolsters F, and are slightly beveled or curved at their extreme upper end, as shown at *e*, so that when the bed is opened or unfolded the ends of the legs so beveled or curved are wedged between the lower surface of the bed and the pivot, relieving the latter from the weight or strain of the bed. By this means the support of the bed is more durable than if resting upon the pivot, which is liable to sag and get out of order. These legs E E' are also cut bevel at their sides, and their upper portion narrowed, forming a tenon, both bevel and tenon *f* corresponding with a converse bevel and mortise in the bolster F, the latter being firmly secured to the under side of the bed, so that when folded together or transformed into a bureau the legs E E' and bolster F will form continuous uprights or legs to the bureau.

G are cross-ties or braces, for the purpose of preserving the lateral rigidity of the legs E E', and also for the purpose of forming the base-molding to the bureau.

H H' are rods, bent at or near their center, as shown. The ends of these rods H H' are pivoted to the legs E E', respectively, while their centers or bent portions are pivoted to the opposite sections X Y, respectively, thus forming, when the bed is unfolded, both lateral and longitudinal braces in holding the legs E E' in a perpendicular position, as shown in Fig. 3. The two ends of each of these rods or braces are pivoted to the legs E E', so that the middle or angled portion of each crosses the other, and extends and is pivoted to the edge of the opposite section, as shown at *b' b'*.

When the bed is folded the braces cross

each other diagonally, and form a rest or support for the bedding.

In folding or converting my said improved cabinet-bed into a bureau, as shown in Fig. 1, the hinged or cut-out portion of the side rails, A A', are folded upward into their original position. The middle portion of the bed is then depressed, causing the legs E E', by means of the braces H H', to be drawn inward until the inner faces of the legs come in contact with the bottom of the side rails, and folding therewith the respective sections X Y within or against each other, and thereby forming a cabinet representing a bureau, and which is held permanently in position by means of catch-hooks *f*, as shown in Fig. 1.

Having thus described my invention, what I claim as new, and desire to secure by Letters Patent, is—

In a cabinet-bed, the combination of the sections X Y, hinged together, with the pivoted legs E E' and the combined lateral and longitudinal and pivoted braces H H', arranged to cross each other, substantially as and for the purpose specified.

LEVI C. BOYINGTON.

Witnesses:

G. R. HOFFMAN,  
N. COWLES.