



US00D339299S

United States Patent [19]

[11] Patent Number: **Des. 339,299**

Kawashima

[45] Date of Patent: **** Sep. 14, 1993**

[54] **COMBINED WRIST WATCH CALCULATOR, AND TELEPHONE INDEX**

4,202,607 5/1980 Washizuka et al. 368/10 X
5,050,138 9/1991 Yamada et al. 368/10
5,138,590 8/1992 Masuda et al. 368/10

[75] Inventor: **Kazuyo Kawashima**, Tachikawa, Japan

Primary Examiner—Nelson C. Holtje
Assistant Examiner—Martha Thompson
Attorney, Agent, or Firm—Frishauf, Holtz, Goodman & Woodward

[73] Assignee: **Casio Computer Co., Ltd.**, Tokyo, Japan

[**] Term: **14 Years**

[57] CLAIM

[21] Appl. No.: **812,207**

The ornamental design for a combined wrist watch, calculator and telephone index, as shown and described.

[22] Filed: **Dec. 23, 1991**

DESCRIPTION

[52] U.S. Cl. **D10/31; D18/2; D10/38; D10/2**

[58] **Field of Search** **D10/1-39, D10/122-126, 128, 129; 368/82-84, 239-242, 276-278, 280-282, 285, 318, 322-323**

FIG. 1 is a front elevation view of a combined wrist watch, calculator and telephone index showing my new design;

FIG. 2 is a right side elevation view thereof;

FIG. 3 is a left side elevation view thereof;

FIG. 4 is a top plan view thereof;

FIG. 5 is a bottom plan view thereof;

FIG. 6 is a rear elevation view thereof;

FIG. 7 is a perspective view thereof;

FIG. 8 is a front elevation view thereof with the front cover open; and,

FIG. 9 is a left side elevational view of **FIG. 8**.

[56] References Cited

U.S. PATENT DOCUMENTS

D. 163,378 5/1951 Gibbons D10/31
D. 300,514 4/1989 Morishima D10/31
D. 303,503 9/1989 Kai D10/31
D. 329,818 9/1992 Lam D10/30 X





FIG. 4




FIG. 3



FIG. 1

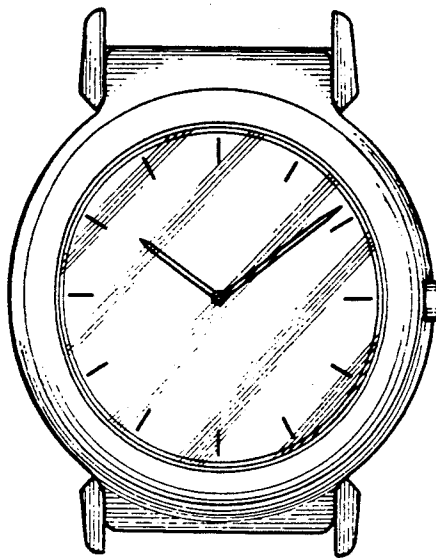


FIG. 2



FIG. 5



FIG. 6

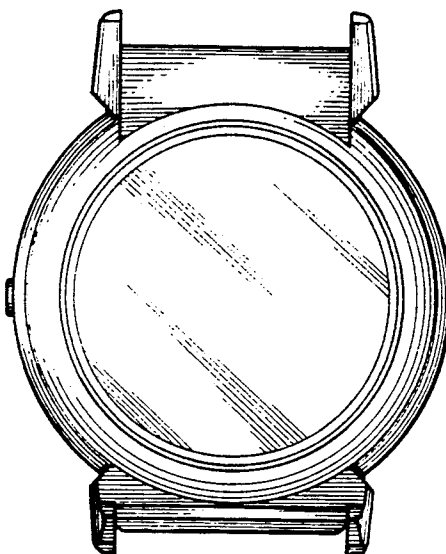


FIG.9

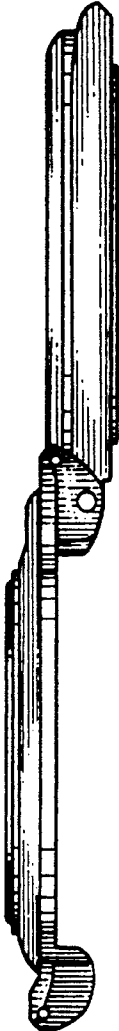


FIG.8

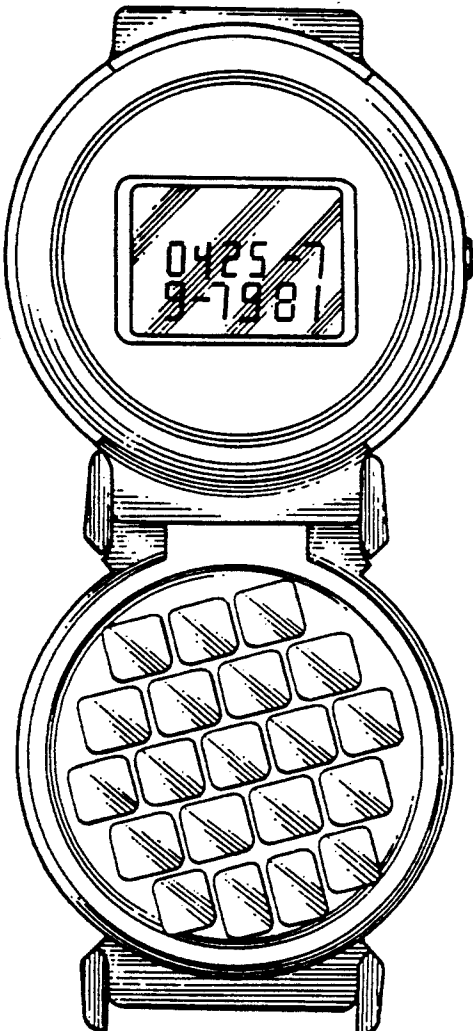


FIG.7

