



US00D327394S

United States Patent [19]

[11] Patent Number: Des. 327,394

Scherer

[45] Date of Patent: ** Jun. 30, 1992

[54] PLATE OR SIMILAR ARTICLE

[75] Inventor: Bernard Scherer, Luxembourg, Luxembourg

[73] Assignee: Villeroy & Boch S.a.r.l., Luxembourg

[**] Term: 14 Years

[21] Appl. No.: 301,693

[22] Filed: Jan. 25, 1989

[52] U.S. Cl. D7/584; D7/585; D7/586; D7/588

[58] Field of Search D7/570, 584, 585, 564, D7/572, 500, 505, 550, 548

[56] References Cited

U.S. PATENT DOCUMENTS

D. 75,735	7/1928	Kintz	D7/548
D. 84,865	8/1931	Wesp	D7/570
D. 95,246	4/1935	Guild	D7/565
D. 97,417	11/1935	Slobodkin	D7/585
D. 309,551	7/1990	Seitz	D7/585
2,770,957	11/1956	Bronson	D7/584 X

OTHER PUBLICATIONS

Bloomington's Made-in-the-Shade Sale, p. 6, "Jazz" by Adams/Div. of Wedgwood Top Right Panel B.

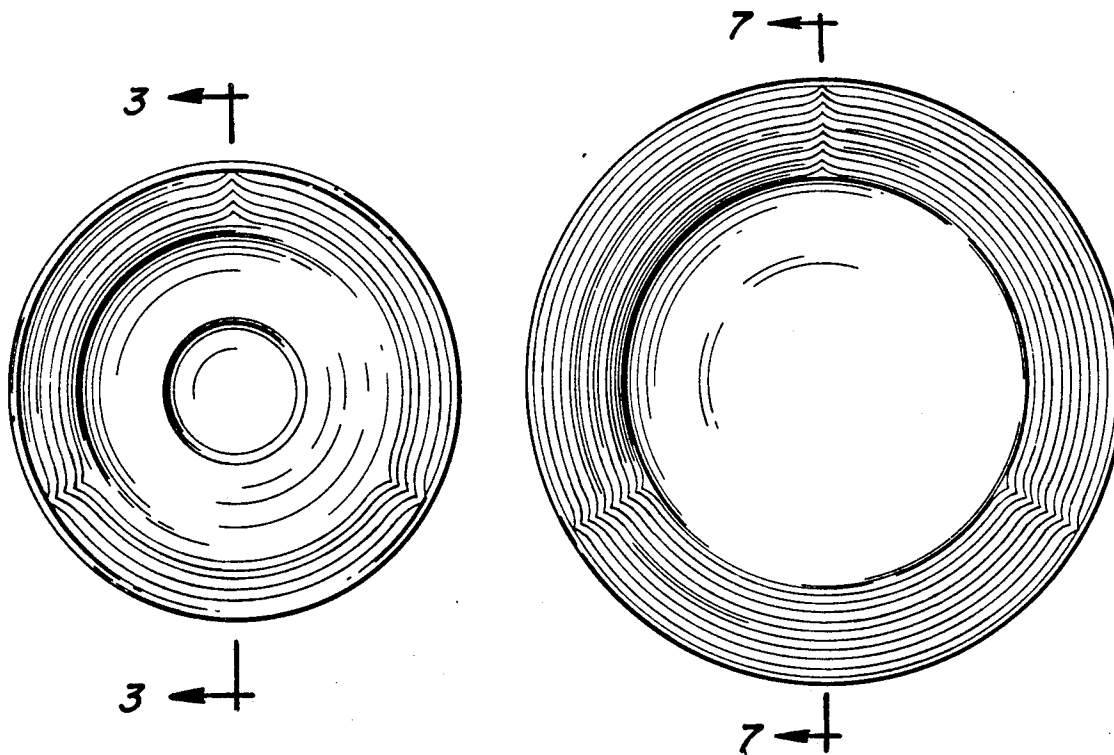
Primary Examiner—Donald P. Walsh
Assistant Examiner—Caron D. Veynar
Attorney, Agent, or Firm—Fishman, Dionne & Cantor

[57] CLAIM

The ornamental design of a plate or similar article, as shown and described.

DESCRIPTION

FIG. 1 is a top plan view of a plate or similar article showing my new design as embodied in a saucer; FIG. 2 is a side elevational view thereof; FIG. 3 is a cross-sectional view thereof taken on line 3-3 of FIG. 1; FIG. 4 is a bottom plan view thereof; FIG. 5 is a top plan view of a plate or similar article showing my new design as embodied in a dinner plate; FIG. 6 is a side elevational view of FIG. 5; FIG. 7 is a cross-sectional view taken on line 7-7 of FIG. 5; and, FIG. 8 is a bottom plan view of FIG. 5.



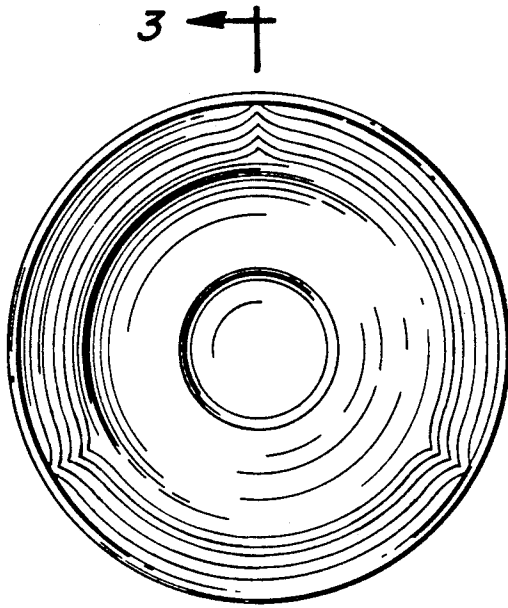


FIG. 1

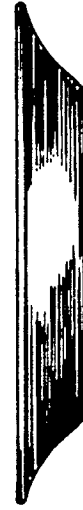


FIG. 2

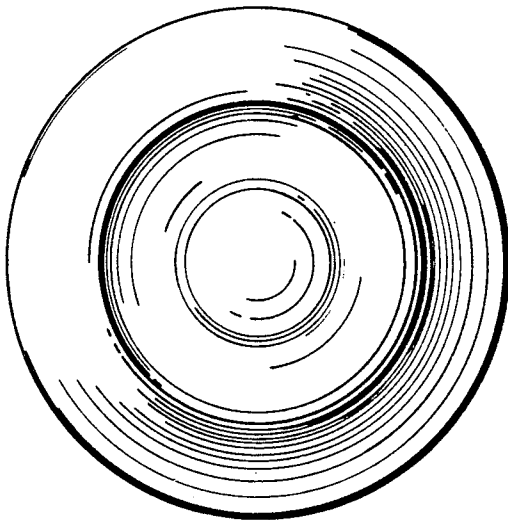


FIG. 4



FIG. 3

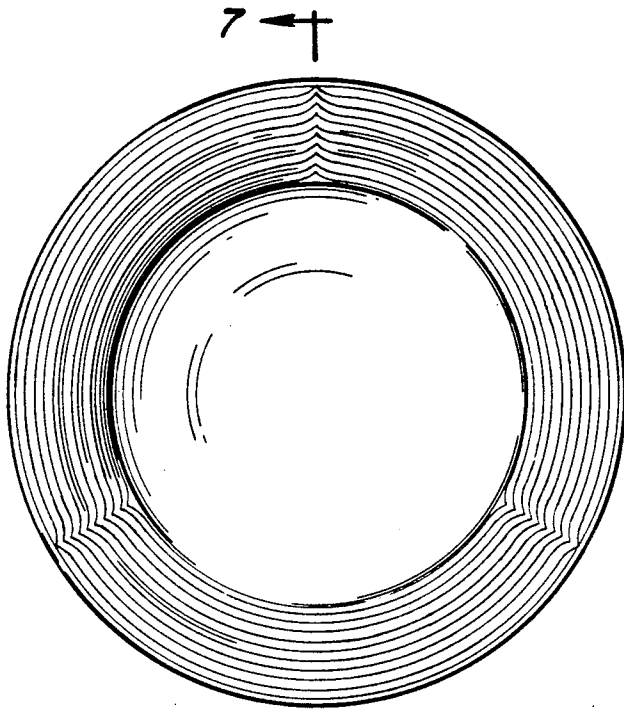


FIG. 5



FIG. 6

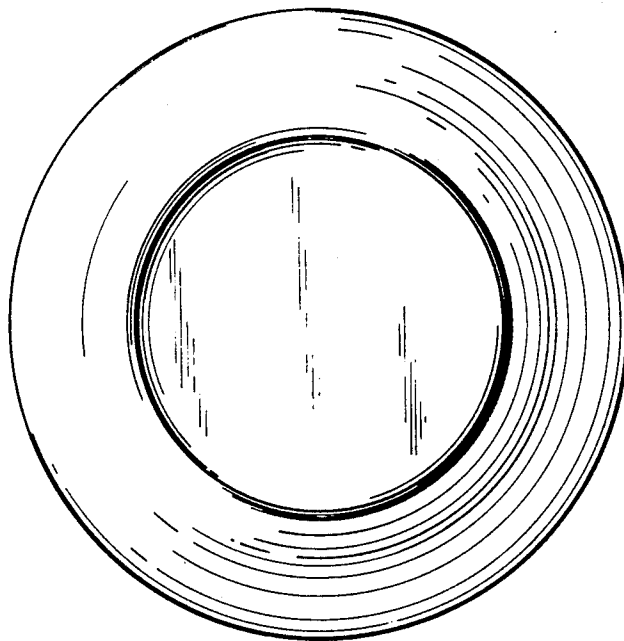


FIG. 8



FIG. 7