



US00D358635S

United States Patent [19]

[11] Patent Number: **Des. 358,635**

Maxwell

[45] Date of Patent: **** May 23, 1995**

[54] **COMBINED TOILET SEAT AND COVER**

[57] **CLAIM**

[76] Inventor: **Marvin D. Maxwell, R.R.1., Nabb, Ind. 47147**

The ornamental design for a combined toilet seat and cover, as shown and described.

[**] Term: **14 Years**

DESCRIPTION

[21] Appl. No.: **24,136**

[22] Filed: **Jun. 9, 1994**

[52] U.S. Cl. **D23/312**

[58] Field of Search **D23/309, 310, 311; D17/14, 17, 18, 19; 4/217, 234, 236, 242.1, 245.1, 245.2, 245.3, 252.1, 253**

FIG. 1 is a top plan view with cover open of the combined toilet seat and cover;

FIG. 2 is a top plan view with cover closed of the combined toilet seat and cover;

FIG. 3 is a bottom plan view with cover closed of the combined toilet seat and cover;

FIG. 4 is a side elevation view with cover closed of the combined toilet seat and cover;

FIG. 5 is a revised side elevation view of the opposite side of FIG. 4 with cover closed of the combined toilet seat and cover;

FIG. 6 is a rear elevation view with cover closed of the combined toilet seat and cover; and,

FIG. 7 is a front elevation view with cover closed of the combined toilet seat and cover.

[56] **References Cited**

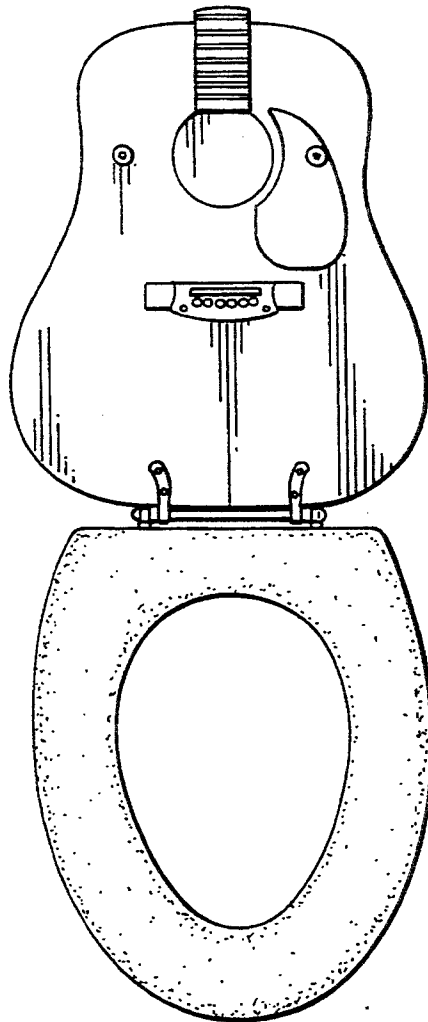
U.S. PATENT DOCUMENTS

D. 215,353 9/1969 Broussard D17/14
1,599,820 9/1926 Kolstad 4/236

Primary Examiner—A. Hugo Word

Assistant Examiner—Eric M. Watterson

Attorney, Agent, or Firm—Gipple & Hale; John S. Hale



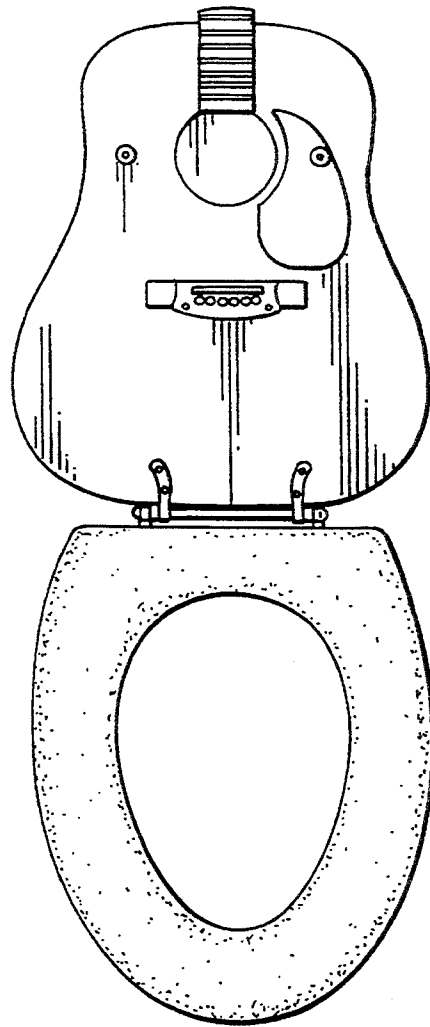


Fig. 1

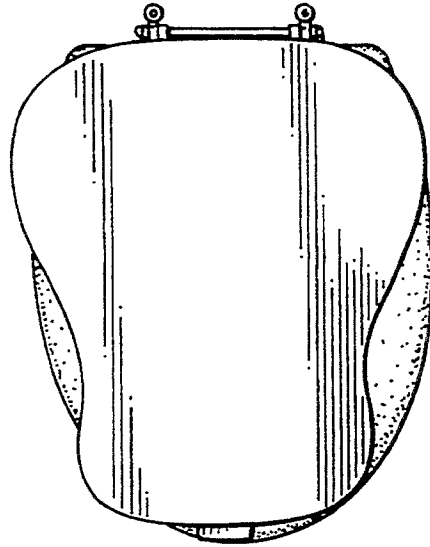


Fig. 2

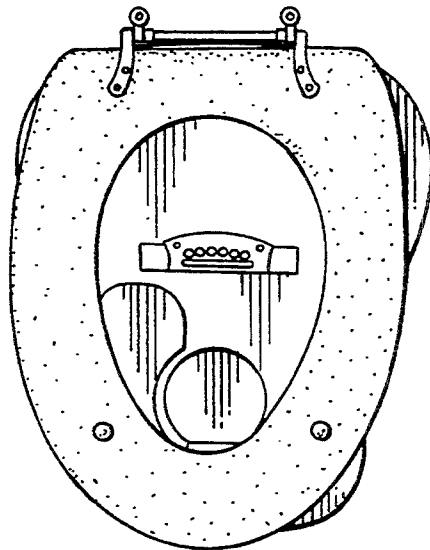


Fig. 3

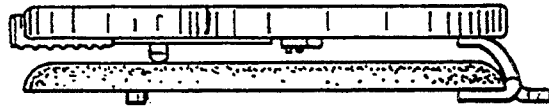


Fig. 4

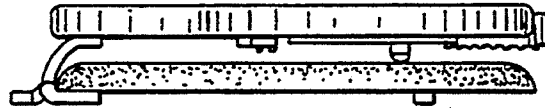


Fig. 5

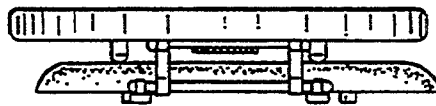


Fig. 6

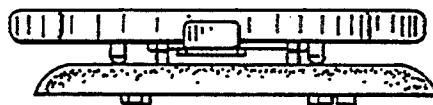


Fig. 7