



US00D341340S

United States Patent [19]

[11] Patent Number: **Des. 341,340**

Pothering et al.

[45] Date of Patent: **** Nov. 16, 1993**

[54] **R. V. DECK FOR MOTOR HOME AND TRAILERS**

[76] Inventors: **Michael F. Pothering; Leona J. Pothering**, both of P.O. Box 115, Llewellyn, Pa. 17944

[**] Term: **14 Years**

[21] Appl. No.: **807,391**

[22] Filed: **Dec. 16, 1991**

[52] U.S. Cl. **D12/106; D25/62**

[58] Field of Search **D12/106; 280/166; 296/162; 52/79.6; D25/62, 66, 63**

[56] **References Cited**

U.S. PATENT DOCUMENTS

D. 191,161	8/1961	Bigalow	D25/62
D. 220,673	5/1971	Holbrook	D25/62
D. 230,354	2/1974	Roth	D25/63
D. 262,827	1/1982	Reinhard	D25/62

D. 270,004	8/1983	Struben et al.	D25/63
4,852,309	8/1989	Stamp, Sr.	D25/62
4,869,030	9/1989	Clark	296/162
4,874,197	10/1989	Grable	296/162
4,883,306	11/1989	Stucke	296/162
4,917,402	4/1990	Reynolds et al.	280/63

Primary Examiner—Wallace R. Burke
Assistant Examiner—Melody Brown
Attorney, Agent, or Firm—Leon Gilden

[57] **CLAIM**

The ornamental design for a R. V. deck for motor home and trailers, as shown.

DESCRIPTION

FIG. 1 is a front elevational view of the R. V. deck for motor home and trailers showing our new design; FIG. 2 is a rear elevational view thereof; FIG. 3 is a left side elevational view thereof; FIG. 4 is a right side elevational view thereof; FIG. 5 is a top plan view thereof; and, FIG. 6 is a bottom plan view thereof.

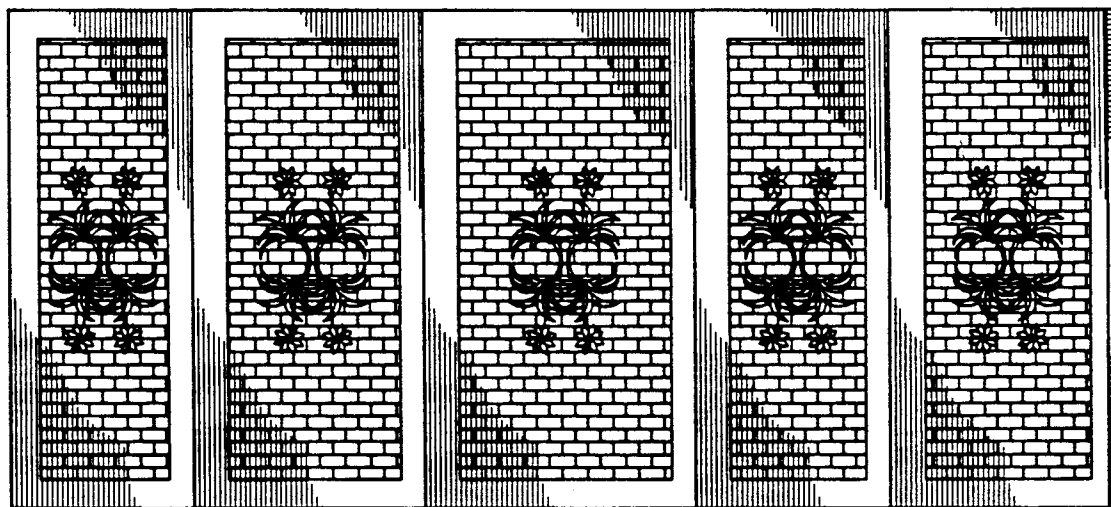


FIG. 1




FIG. 2

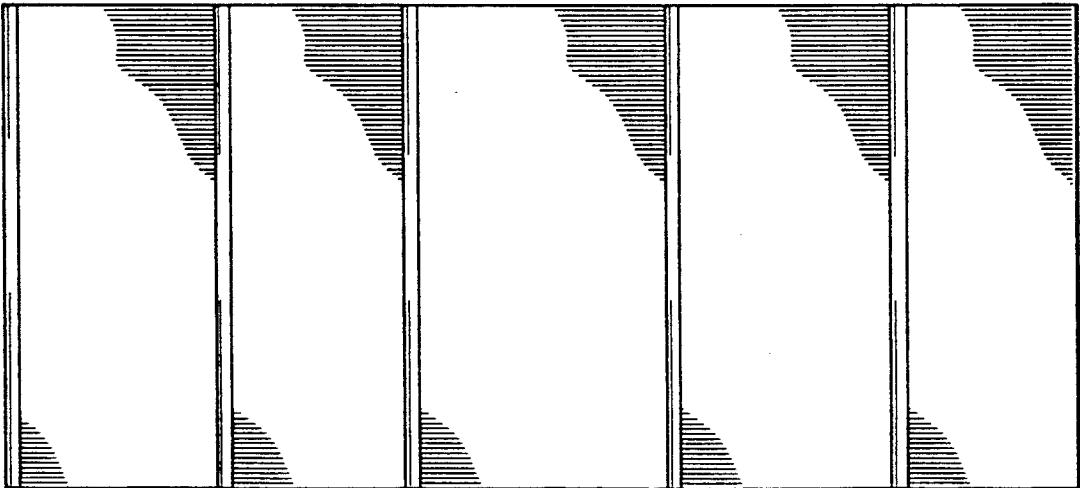


FIG. 3



FIG. 4



FIG. 5



FIG. 6

