



US00D34555S

# United States Patent [19]

[11] Patent Number: Des. 345,555

Yokouchi et al.

[45] Date of Patent: \*\* Mar. 29, 1994

## [54] PORTABLE RADIO TELEPHONE

[75] Inventors: **Takato Yokouchi; Takashi Kajita; Akihiko Konno**, all of Tokyo; **Tadao Nakamura**, Yokohama, all of Japan

[73] Assignee: **Kabushiki Kaisha Toshiba**, Kawasaki, Japan

[\*\*] Term: **14 Years**

[21] Appl. No.: **948,762**

[22] Filed: **Sep. 15, 1992**

[52] U.S. Cl. .... **D14/138**

[58] Field of Search ..... 379/58-61, 379/433, 434, 440, 419, 428; D14/138, 140, 142, 150, 149, 151, 137, 240, 147, 148, 248

## [56] References Cited

### U.S. PATENT DOCUMENTS

- D. 250,109 10/1978 Genaro et al. .... D14/138
- D. 283,126 3/1986 Marshall ..... D14/147
- D. 301,882 6/1989 Watanabe ..... D14/142 X
- D. 302,271 7/1989 Watanabe ..... D14/142 X
- D. 315,558 3/1991 Watanabe ..... D14/147 X
- D. 336,471 6/1993 Kawakami et al. .... D14/147 X

## OTHER PUBLICATIONS

Japanese Official Gazette No. 714513 published Oct. 6, 1992.

*Primary Examiner*—Alan P. Douglas  
*Assistant Examiner*—Jeffrey Asch  
*Attorney, Agent, or Firm*—Oblon, Spivak, McClelland, Maier & Neustadt

## [57] CLAIM

The ornamental design for a portable radio telephone, as shown and described.

## DESCRIPTION

FIG. 1 is a front, bottom, and left side perspective view of a portable radio telephone showing our new design, numerals being shown in the display area for illustrative purposes only;

FIG. 2 is a front elevational view thereof;

FIG. 3 is a right side elevational view thereof;

FIG. 4 is a bottom plan view thereof;

FIG. 5 is a top plan view thereof;

FIG. 6 is a left side elevational view thereof; and,

FIG. 7 is a rear elevational view thereof.

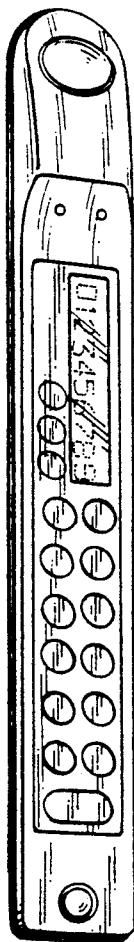


FIG. 1

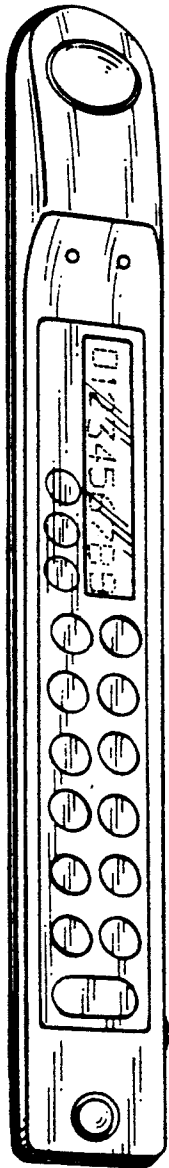


FIG. 2

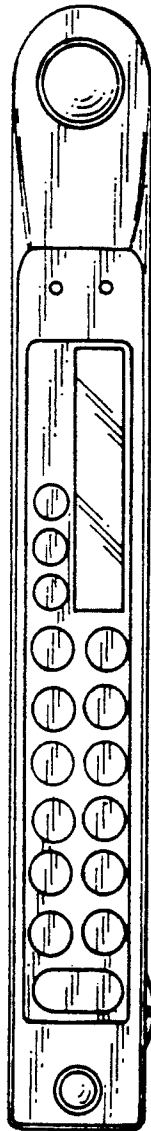


FIG. 3

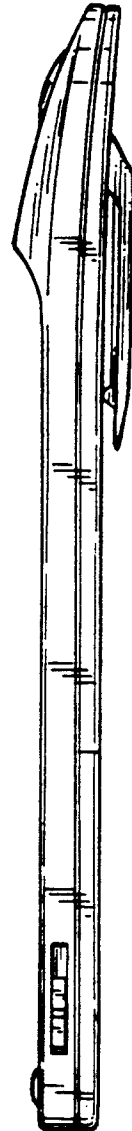


FIG. 4

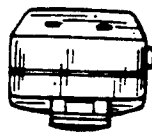


FIG. 5



FIG. 6

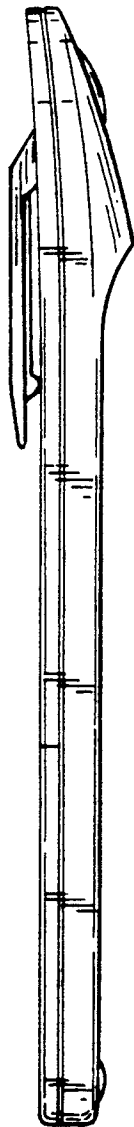


FIG. 7

