



(12) **United States Design Patent**  
**Klase et al.**

(10) **Patent No.:** **US D922,650 S**  
(45) **Date of Patent:** **\*\* Jun. 15, 2021**

(54) **LUMINAIRE**

(56) **References Cited**

(71) Applicants: **Nicholas Klase**, Driftwood, TX (US);  
**Randall Johnson**, Austin, TX (US)

U.S. PATENT DOCUMENTS

(72) Inventors: **Nicholas Klase**, Driftwood, TX (US);  
**Randall Johnson**, Austin, TX (US)

D558,379	S	*	12/2007	Citterio	.....	D26/76
D603,548	S	*	11/2009	Pei	.....	D26/76
D608,487	S	*	1/2010	Pei	.....	D26/76
D619,292	S	*	7/2010	Pei	.....	D26/76
D629,554	S	*	12/2010	Gielen	.....	D26/76
D695,443	S	*	12/2013	Kaule	.....	D26/76
D756,553	S	*	5/2016	Kim	.....	D26/76
D764,092	S	*	8/2016	Cai	.....	D26/76
D782,095	S	*	3/2017	Fletcher	.....	D26/76
D844,880	S	*	4/2019	Zeng	.....	D26/76
D846,787	S	*	4/2019	Lu	.....	D26/76

(73) Assignee: **Fluence Bioengineering, Inc.**, Austin, TX (US)

(\*\*) Term: **15 Years**

\* cited by examiner

(21) Appl. No.: **29/707,408**

*Primary Examiner* — Zenia I Bennett

(22) Filed: **Sep. 27, 2019**

(74) *Attorney, Agent, or Firm* — Edward S. Podszus

**Related U.S. Application Data**

(57) **CLAIM**

(63) Continuation of application No. 15/950,951, filed on Apr. 11, 2018, now Pat. No. 10,571,113, which is a continuation of application No. 15/215,923, filed on Jul. 21, 2016, now Pat. No. 9,970,649.

The ornamental design for a luminaire, as shown and described.

(51) **LOC (13) Cl.** ..... **26-03**

**DESCRIPTION**

(52) **U.S. Cl.**  
USPC ..... **D26/76**

FIG. 1 is a perspective view of the new design for a luminaire as seen from the top, right side;

(58) **Field of Classification Search**  
USPC ..... D26/24, 63, 72, 75, 76, 80, 84, 88, 89, D26/113

FIG. 2 is a right side elevational view, the left side being a mirror image thereof;

CPC ..... F21S 8/00; F21S 8/02; F21S 8/04; F21S 8/024; F21S 8/08; F21V 21/00; F21V 21/041

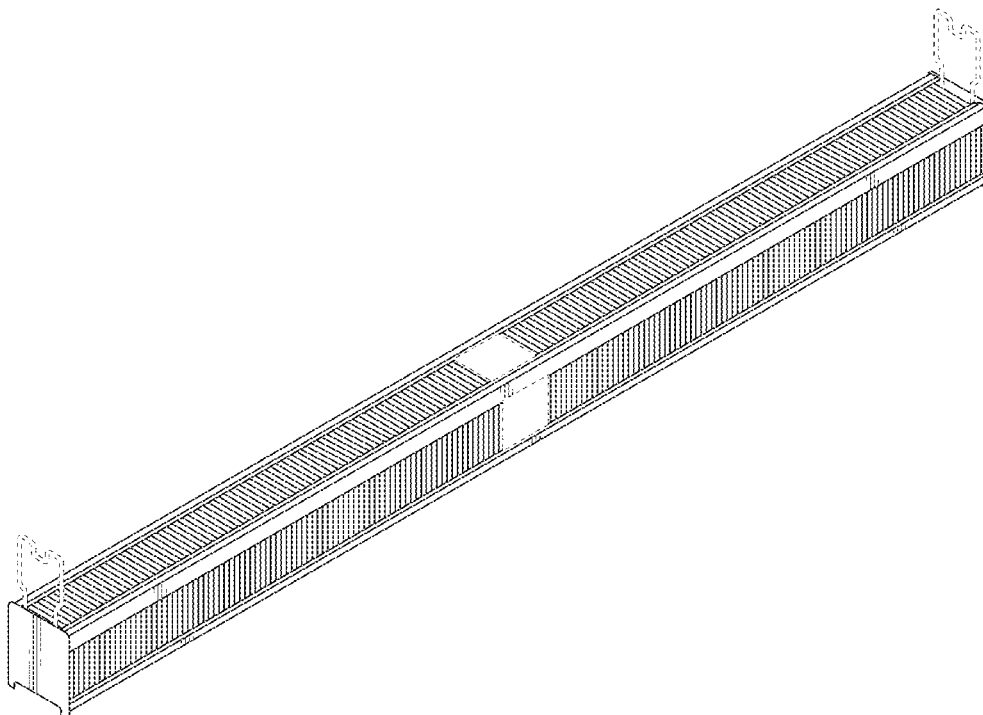
FIG. 3 is a front elevational view, the rear elevational view being a mirror image thereof;

See application file for complete search history.

FIG. 4 is a top plan view thereof; and,  
FIG. 5 is a bottom plan view thereof.

The broken lines depicting portions of the luminaire in the drawing are for illustrative purposes only and form no part of the claimed design.

**1 Claim, 3 Drawing Sheets**



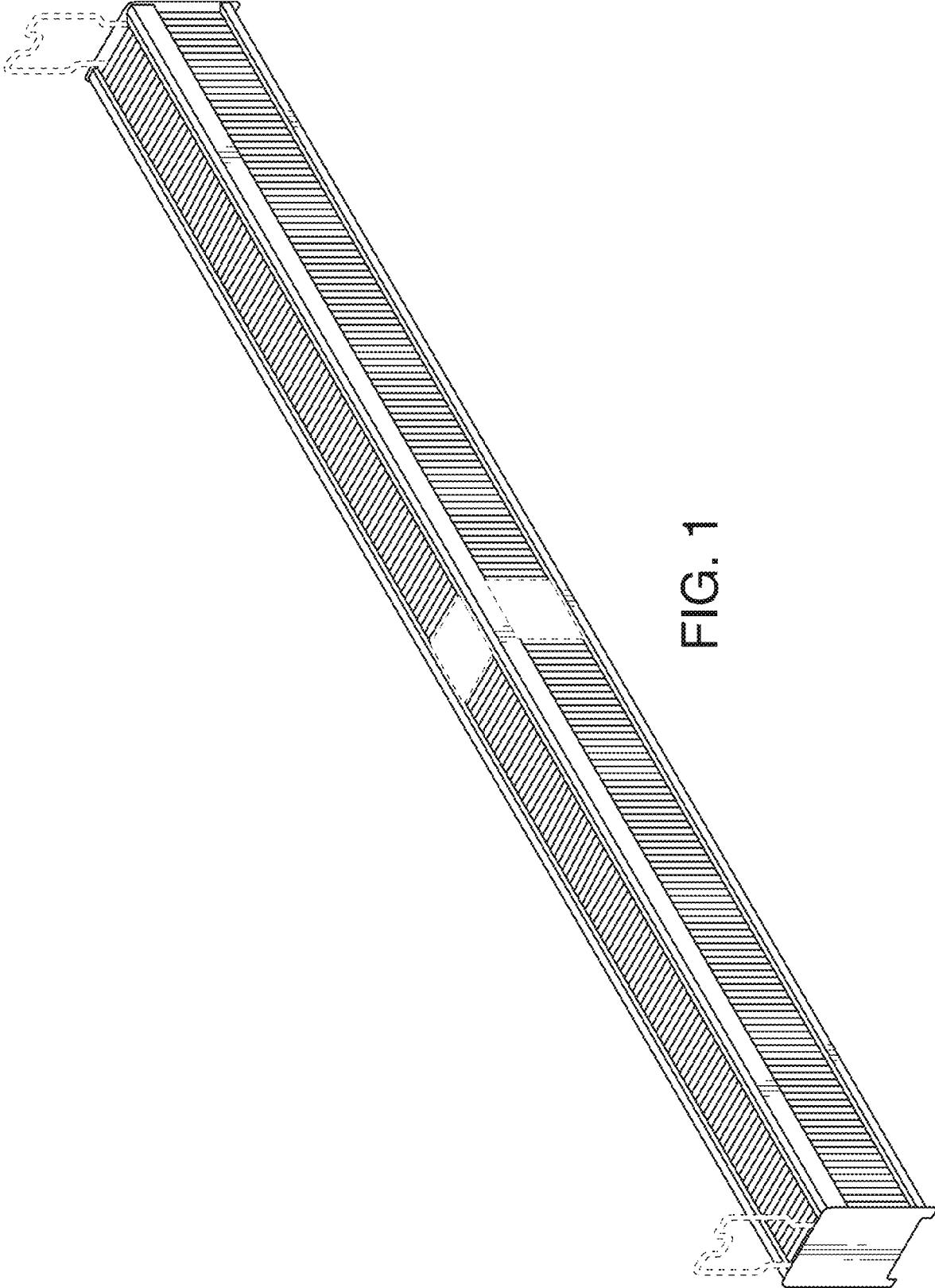


FIG. 1

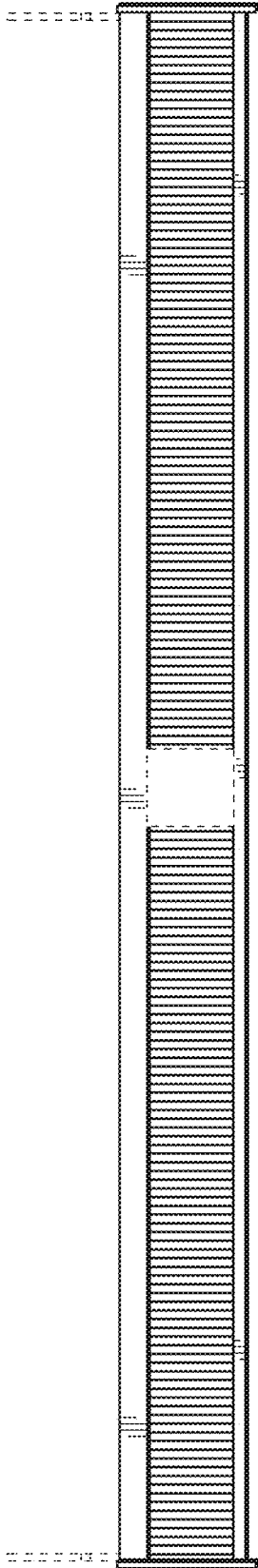


FIG. 2

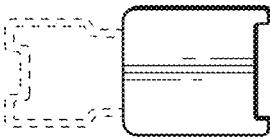


FIG. 3

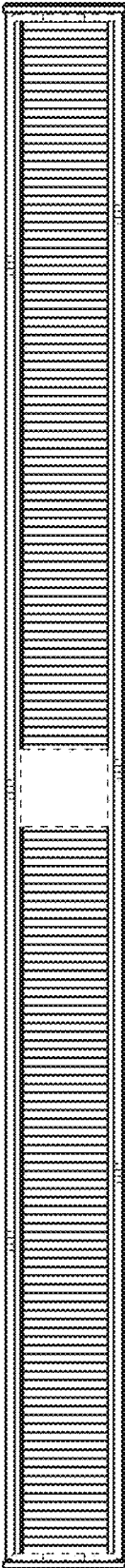


FIG. 4




FIG. 5