



US00D456830S

(12) **United States Design Patent**
Chen

(10) **Patent No.:** **US D456,830 S**

(45) **Date of Patent:** **** May 7, 2002**

(54) **DIGITAL CAMERA**

D448,785 S * 10/2001 Chou D16/202

(76) Inventor: **Win-How Chen**, 12F, No. 100, Sec. 1,
Hsin Tai Wu Road, Sichi City, Taipei
Shien (TW)

OTHER PUBLICATIONS

MYCOM PCWEB, New article home page., Apr. 2000.*

(**) Term: **14 Years**

* cited by examiner

(21) Appl. No.: **29/140,604**

Primary Examiner—Adir Aronovich

(22) Filed: **Apr. 23, 2001**

(74) *Attorney, Agent, or Firm*—Rosenberg, Klein & Lee

(51) **LOC (7) Cl.** **16-01**

(52) **U.S. Cl.** **D16/202; D16/218**

(58) **Field of Search** **D16/200–205,**
D16/208, 218; 348/373–376; 358/909.1;
396/535–541

(57) **CLAIM**

The ornamental design for a digital camera, as shown and described.

DESCRIPTION

FIG. 1 is a perspective view of a digital camera showing my new design;

FIG. 2 is a front elevational view thereof;

FIG. 3 is a rear elevational view thereof;

FIG. 4 is a top plan view thereof;

FIG. 5 is a bottom plan view thereof;

FIG. 6 is a left side elevational view thereof; and,

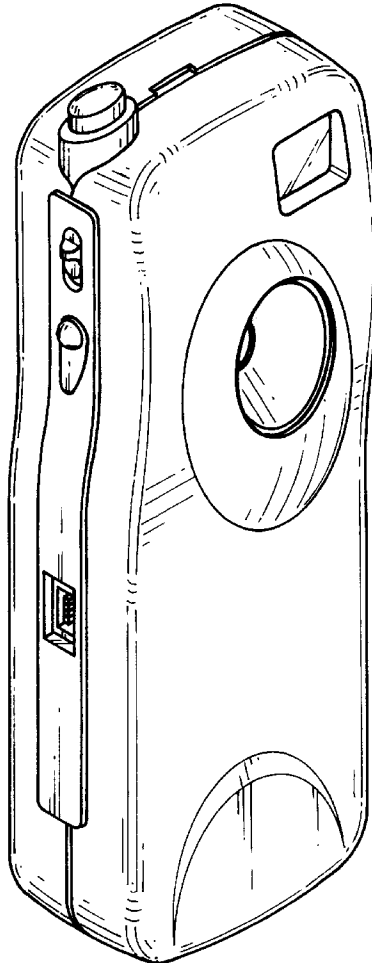
FIG. 7 is a right side elevational view thereof.

(56) **References Cited**

U.S. PATENT DOCUMENTS

D384,964 S	*	10/1997	Ito et al.	D16/202
D412,003 S	*	7/1999	Sumida et al.	D16/202
D414,505 S	*	9/1999	Yatabe	D16/208
6,188,432 B1	*	2/2001	Ejima	348/374
D445,441 S	*	7/2001	Liu	D16/202

1 Claim, 4 Drawing Sheets



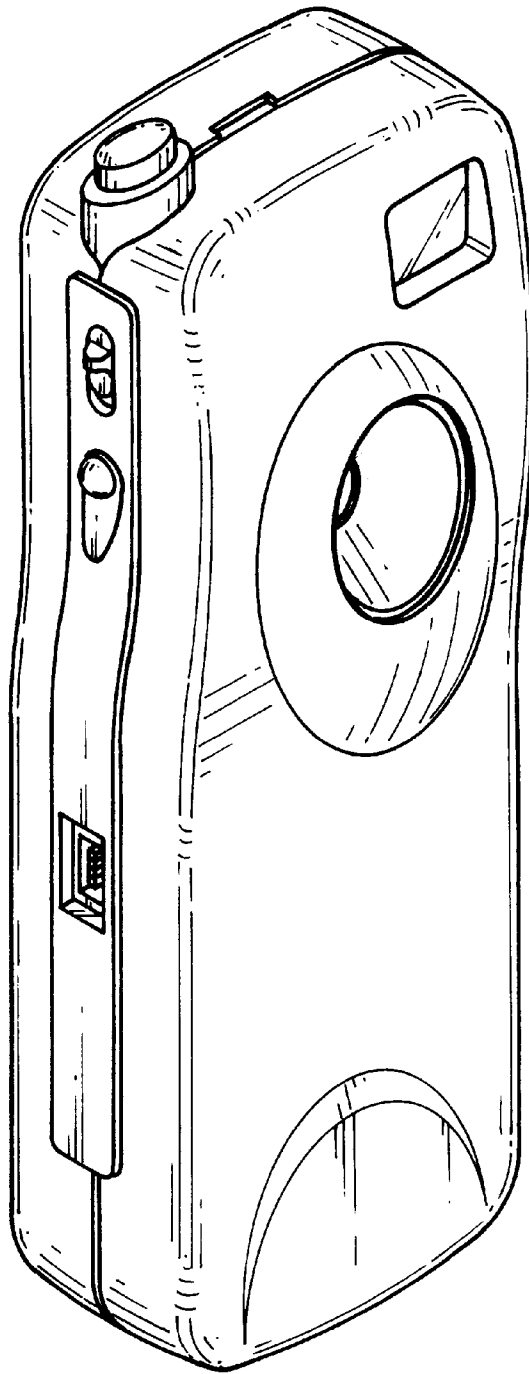


FIG. 1

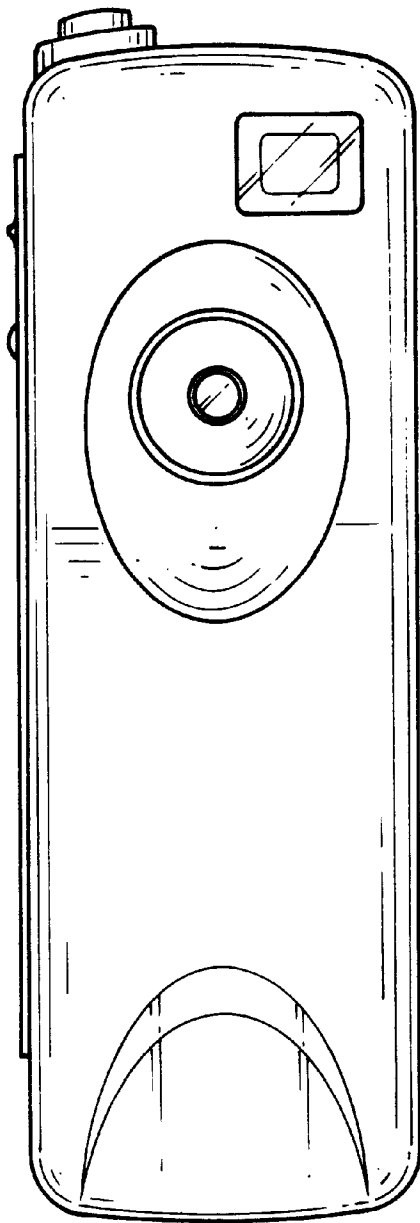


FIG. 2

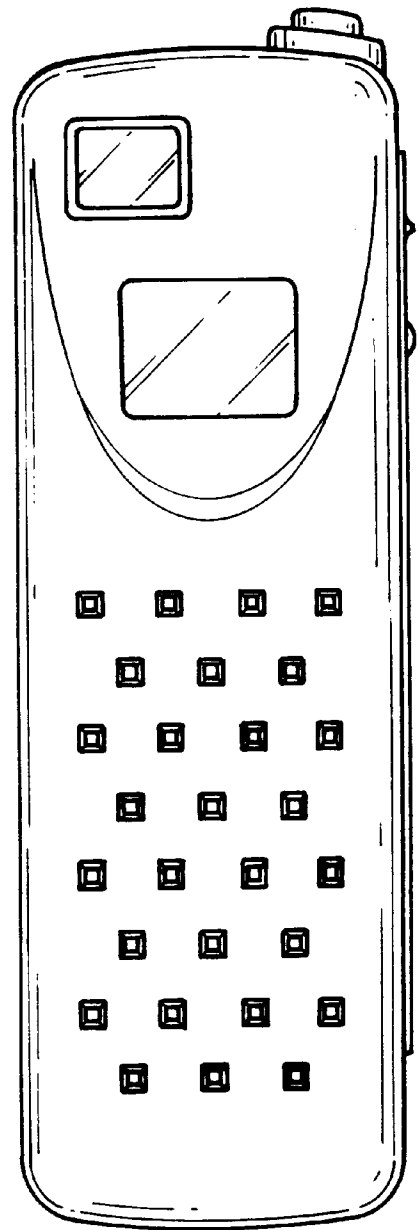


FIG. 3

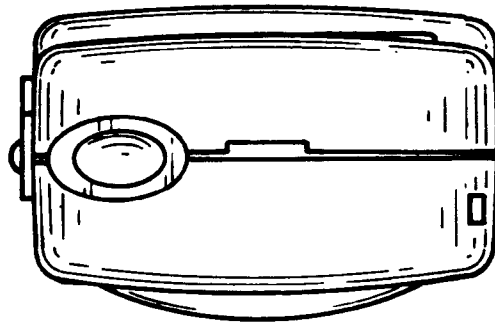


FIG. 4

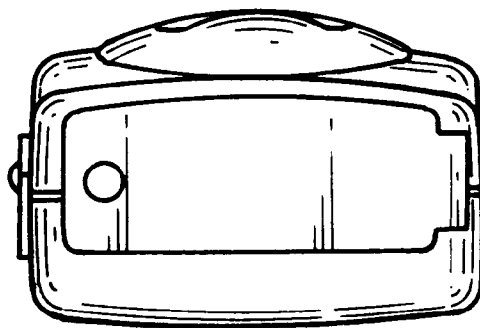


FIG. 5

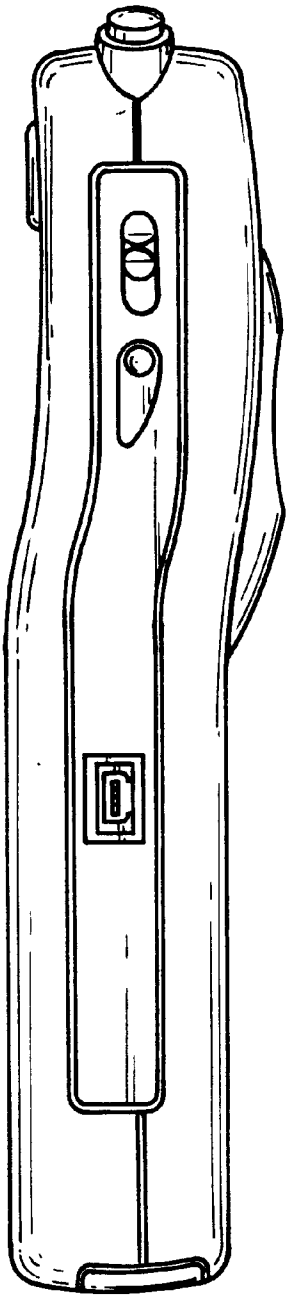


FIG. 6

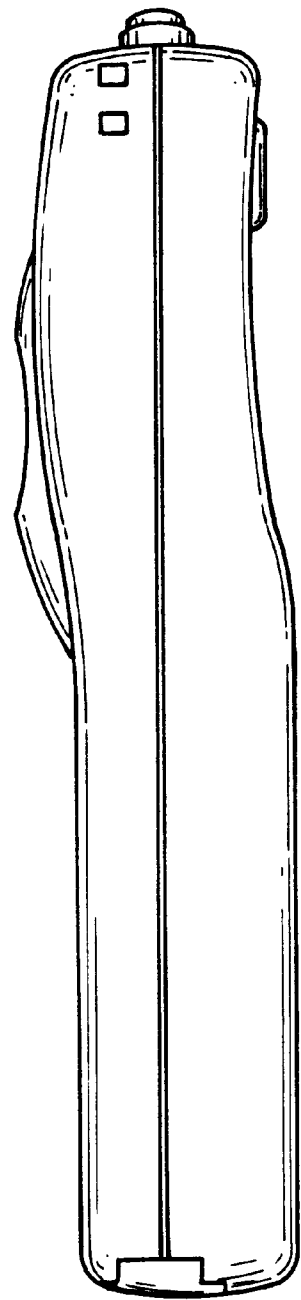


FIG. 7