



US00D733816S

(12) **United States Design Patent**  
**Rockhill**

(10) **Patent No.:** **US D733,816 S**

(45) **Date of Patent:** **\*\* Jul. 7, 2015**

(54) **BAT**  
(71) Applicant: **Keith Rockhill**, Fallston, MD (US)  
(72) Inventor: **Keith Rockhill**, Fallston, MD (US)  
(73) Assignee: **HEAVYSWING HOLDING, LLC**,  
Baltimore, MD (US)  
(\*\*) Term: **14 Years**

D398,680 S *	9/1998	Kennedy et al.	.....	D21/725
D418,869 S *	1/2000	Nussinow et al.	.....	D21/725
D482,749 S *	11/2003	Gumpel	.....	D21/725
D547,814 S *	7/2007	Sims et al.	.....	D21/725
D590,900 S *	4/2009	Sass	.....	D21/725
D626,612 S *	11/2010	Fitzgerald et al.	.....	D21/725
7,878,930 B2 *	2/2011	Leinert	.....	473/568
8,066,594 B2 *	11/2011	Leinert	.....	473/568
8,167,744 B2 *	5/2012	Silvain et al.	.....	473/457
D667,065 S *	9/2012	Cavanagh	.....	D21/725
8,323,131 B2 *	12/2012	Leinert	.....	473/568
8,827,846 B2	9/2014	Shocklee		

(21) Appl. No.: **29/480,781**  
(22) Filed: **Jan. 29, 2014**

\* cited by examiner

**Related U.S. Application Data**

*Primary Examiner* — Mitchell Siegel  
(74) *Attorney, Agent, or Firm* — Oblon, McClelland, Maier & Neustadt, L.L.P.

(60) Division of application No. 29/451,212, filed on Mar. 28, 2013, now Pat. No. Des. 702,302, which is a continuation of application No. 13/372,220, filed on Feb. 13, 2012, now Pat. No. 8,864,608.

(51) **LOC (10) Cl.** ..... **15-07**

(52) **U.S. Cl.**  
USPC ..... **D21/725**

(58) **Field of Classification Search**  
USPC ..... D21/725; 473/564–568  
CPC ..... A63B 59/00; A63B 59/06; A63B 59/0092  
See application file for complete search history.

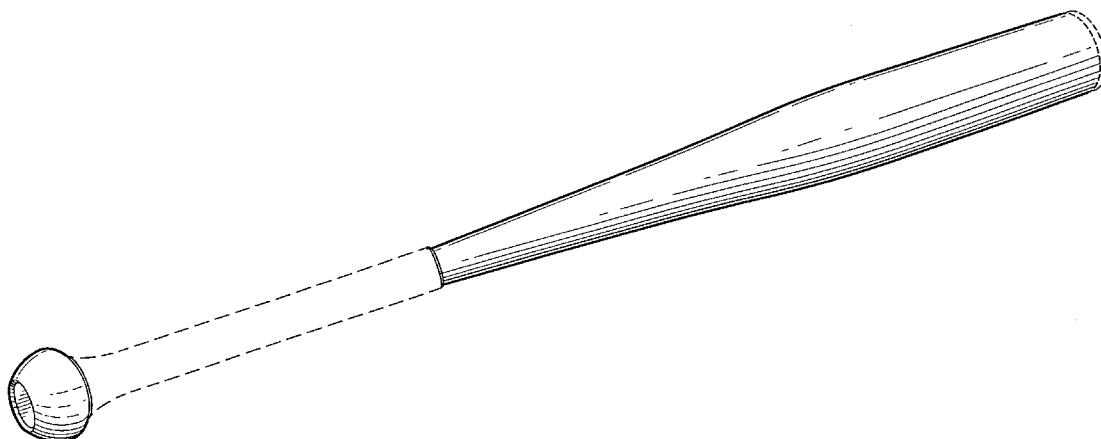
(57) **CLAIM**  
The ornamental design for a bat, as shown and described.

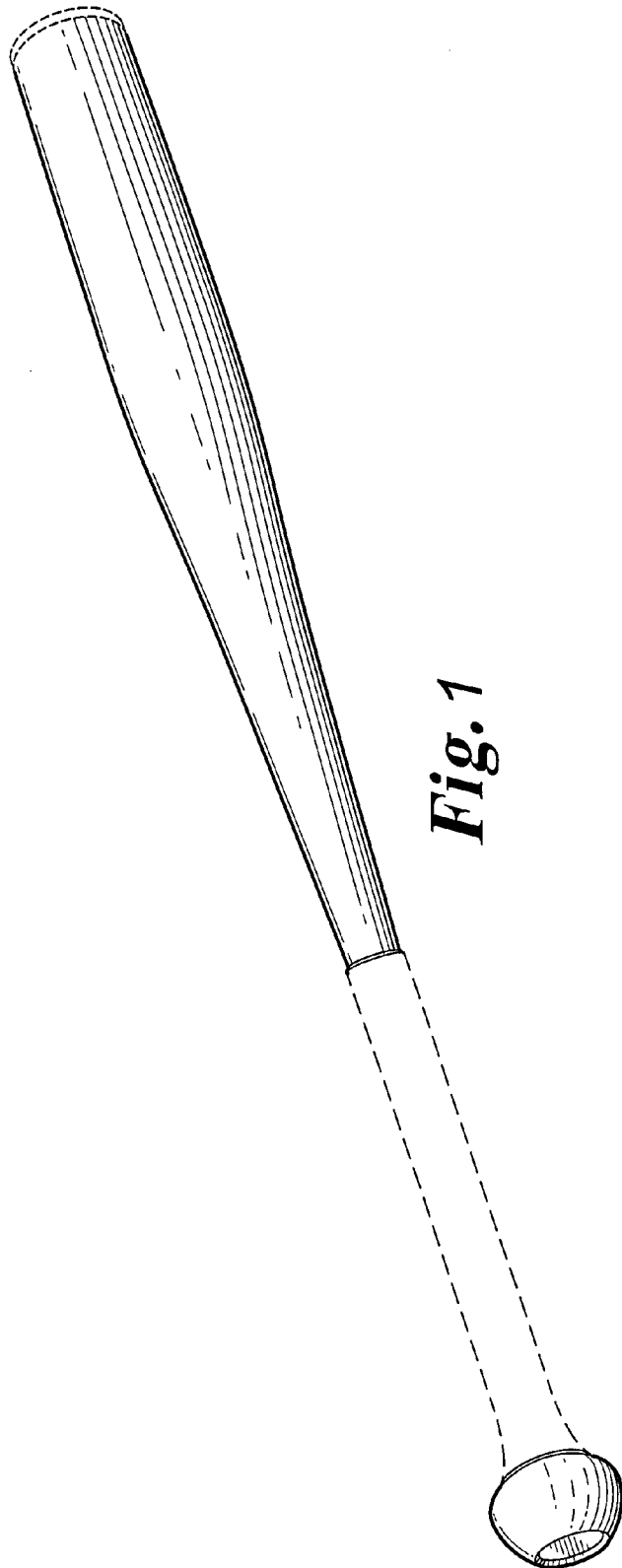
**DESCRIPTION**

(56) **References Cited**  
**U.S. PATENT DOCUMENTS**  
796,184 A \* 8/1905 Brown ..... 473/564  
1,026,990 A \* 5/1912 Matson ..... 473/519

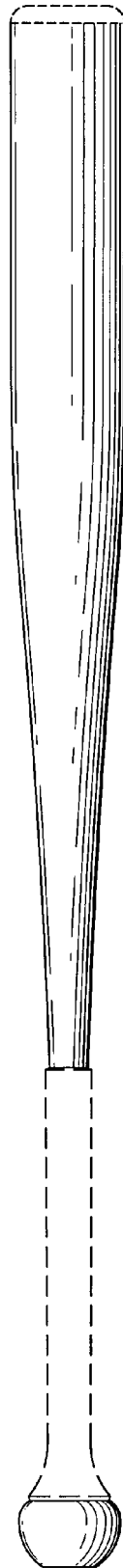
FIG. 1 is a front, left, and bottom perspective view of a bat according to the present invention;  
FIG. 2 is a front elevational view thereof;  
FIG. 3 is a left side elevational view thereof;  
FIG. 4 is a top plan view thereof; and,  
FIG. 5 is a bottom plan view thereof.  
The broken lines in the drawings depict environmental subject matter only and form no part of the claimed design.

**1 Claim, 4 Drawing Sheets**

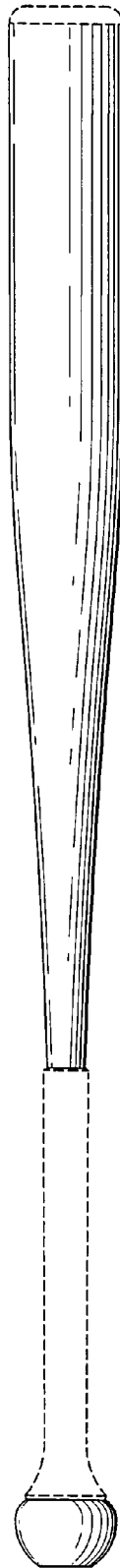




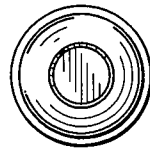
**Fig. 1**



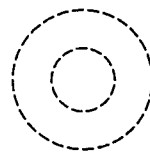
*Fig. 2*



*Fig. 3*



*Fig. 4*



*Fig. 5*