



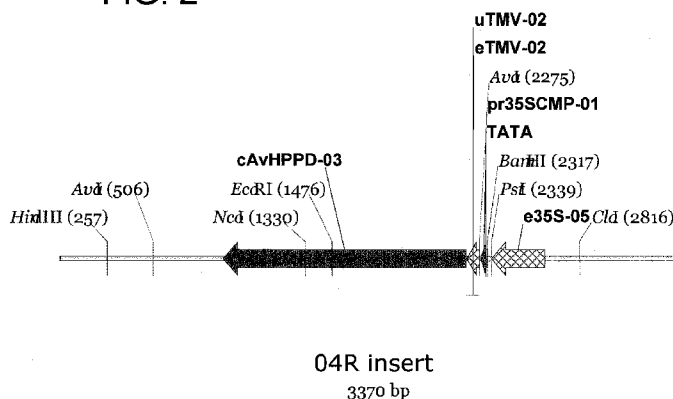
- (51) International Patent Classification: Not classified
- (21) International Application Number: PCT/US2011/064100
- (22) International Filing Date: 9 December 2011 (09.12.2011)
- (25) Filing Language: English
- (26) Publication Language: English
- (30) Priority Data:
61/423,121 15 December 2010 (15.12.2010) US
61/467,580 25 March 2011 (25.03.2011) US
- (71) Applicant (for all designated States except US): SYNGENTA PARTICIPATIONS AG [CH/CH]; Schwarzwaldallee 215, CH-4058 Basel (CH).
- (72) Inventors; and
- (75) Inventors/Applicants (for US only): **HIPSKIND, John** [US/US]; 3054 E. Cornwallis Rd., Research Triangle Park, North Carolina 27709 (US). **BURGIN, Kristina** [US/US]; 3054 E. Cornwallis Rd., Research Triangle Park, North Carolina 27709 (US). **JAIN, Rakesh** [IN/US]; 7145 58th Avenue, Vero Beach, Florida 32967 (US). **TERPSTRA, Karolyn** [US/US]; 3 Ultraway Drive, Highland, Illinois 62249 (US). **DAWSON, John** [US/US]; 3054 E. Cornwallis Rd., Research Triangle Park, North Carolina 27709 (US). **DEFRAMOND, Annick** [FR/US]; 3054 E. Cornwallis Rd., Research Triangle Park, North Carolina 27709 (US). **BREITINGER, Becky** [US/US]; 3054 E. Cornwallis Rd., Research Triangle Park, North Carolina 27709 (US).
- (74) Common Representative: SYNGENTA PARTICIPATIONS AG; 3054 E. Cornwallis Rd., Research Triangle Park, NC 27709 (US).
- (81) Designated States (unless otherwise indicated, for every kind of national protection available): AE, AG, AL, AM, AO, AT, AU, AZ, BA, BB, BG, BH, BR, BW, BY, BZ, CA, CH, CL, CN, CO, CR, CU, CZ, DE, DK, DM, DO, DZ, EC, EE, EG, ES, FI, GB, GD, GE, GH, GM, GT, HN, HR, HU, ID, IL, IN, IS, JP, KE, KG, KM, KN, KP, KR, KZ, LA, LC, LK, LR, LS, LT, LU, LY, MA, MD, ME, MG, MK, MN, MW, MX, MY, MZ, NA, NG, NI, NO, NZ, OM, PE, PG, PH, PL, PT, QA, RO, RS, RU, RW, SC, SD, SE, SG, SK, SL, SM, ST, SV, SY, TH, TJ, TM, TN, TR, TT, TZ, UA, UG, US, UZ, VC, VN, ZA, ZM, ZW.
- (84) Designated States (unless otherwise indicated, for every kind of regional protection available): ARIPO (BW, GH, GM, KE, LR, LS, MW, MZ, NA, RW, SD, SL, SZ, TZ, UG, ZM, ZW), Eurasian (AM, AZ, BY, KG, KZ, MD, RU, TJ, TM), European (AL, AT, BE, BG, CH, CY, CZ, DE, DK, EE, ES, FI, FR, GB, GR, HR, HU, IE, IS, IT, LT, LU, LV, MC, MK, MT, NL, NO, PL, PT, RO, RS, SE, SI, SK, SM, TR), OAPI (BF, BJ, CF, CG, CI, CM, GA, GN, GQ, GW, ML, MR, NE, SN, TD, TG).

Published:

- without international search report and to be republished upon receipt of that report (Rule 48.2(g))
- with (an) indication(s) in relation to deposited biological material furnished under Rule 13bis separately from the description (Rules 13bis.4(d)(i) and 48.2(a)(viii))
- with sequence listing part of description (Rule 5.2(a))

(54) Title: SOYBEAN EVENT SYHT04R AND COMPOSITIONS AND METHODS FOR DETECTION THEREOF

FIG. 2



(57) Abstract: Soybean plants comprising event SYHT04R, methods of detecting and using the same, and soybean plants comprising a heterologous insert at the same site as SYHT04R.

WO 2012/082542 A2

SOYBEAN EVENT SYHT04R
AND COMPOSITIONS AND METHODS FOR DETECTION THEREOF

FIELD OF THE INVENTION

5 The present invention generally relates to transgenic plants with herbicide tolerance. In particular, the present invention provides soybean plants that include transformation event SYHT04R, which confers resistance to HPPD inhibitor herbicides. Also provided are methods for detecting transformation event SYHT04R and methods for using the disclosed plants and plant parts.

BACKGROUND OF THE INVENTION

10 The expression of heterologous genes in plants is known to be influenced by their location in the plant genome, perhaps due to chromatin structure or the proximity of transcriptional regulatory elements close to the integration site. At the same time, the presence of the transgene at different locations in the genome influences the overall phenotype of the plant in different ways. For this reason, it is often necessary to screen a large number of events in
15 order to identify an event characterized by optimal expression of an introduced gene of interest. For example, it has been observed in plants and in other organisms that there may be a wide variation in levels of expression of an introduced gene among events. There may be differences in spatial or temporal patterns of expression, for example, differences in the relative expression of a transgene in various plant tissues, that may not correspond to the patterns expected from
20 transcriptional regulatory elements present in the introduced gene construct. It has also been observed that the transgene insertion can affect the endogenous gene expression. For these reasons, it is common to produce hundreds to thousands of different events and screen those events for a single event that has desired transgene expression levels and patterns for commercial purposes. An event that has desired levels or patterns of transgene expression is useful for
25 introgressing the transgene into other genetic backgrounds by sexual outcrossing using conventional breeding methods. Progeny of such crosses maintain the transgene expression characteristics of the original transformant. This strategy is used to ensure reliable gene expression in a number of varieties that are well adapted to local growing conditions.

It would be advantageous to be able to detect the presence of a particular event in order to determine whether progeny of a sexual cross contain a transgene of interest. In addition, a method for detecting a particular event would be helpful for complying with regulations requiring the pre-market approval and labeling of foods derived from recombinant crop plants, for use in environmental monitoring, monitoring traits in crops in the field, for monitoring products derived from a crop harvest, and/or for use in ensuring compliance of parties subject to regulatory or contractual terms. Methods and compositions that allow for the rapid identification of events in plants that show herbicide tolerance may be used for crop protection and weed management, for example, to reduce the number of herbicide applications necessary to control weeds in a field, to reduce the amount of herbicide necessary to control weeds in a field, to reduce the amount of tilling necessary to produce a crop, and/or to develop programs which delay or prevent the appearance of herbicide-resistant weeds. A continuing need exists for methods and compositions of crop protection and weed management which allow the targeted use of particular herbicide combinations and for the efficient detection of such an event.

To meet this need, the present invention provides soybean plants that include transformation event SYHT04R, which confers resistance to HPPD inhibitor herbicides. Also provided are compositions and methods for detecting transformation event SYHT04R.

SUMMARY OF THE INVENTION

The present invention provides a soybean plant or part thereof, wherein the plant or plant part comprises the polynucleotide sequence of SEQ ID NO: 1 and SEQ ID NO: 2, and which produces an amplicon diagnostic for event SYHT04R. Also provided are soybean commodities produced from the soybean plant or plant part.

The present invention further provides isolated nucleic acids that are diagnostic for soybean event SYHT04R, for example, any one of SEQ ID NOs: 1-6 and 9-10, or diagnostic fragments thereof.

Further provided are kits for identifying event SYHT04R in a biological sample. In one aspect of the invention, the kit comprises a first and a second primer, wherein the first and the second primer amplify a polynucleotide comprising a SYHT04R specific region. In another aspect of the invention, the kit comprises at least one nucleic acid probe that hybridizes under stringent conditions to a SYHT04R specific region.

Further provided are methods of identifying event SYHT04R in a sample. In one aspect of the invention, the method comprises the steps of (a) contacting the sample with a first and a second primer; and (b) amplifying a nucleic acid comprising a SYHT04R specific region. In another aspect of the invention, the method comprises (a) contacting the sample with at least one nucleic acid probe that hybridizes under stringent conditions to a SYHT04R specific region; and (b) detecting hybridization of the at least one nucleic acid probe to the SYHT04R specific region.

Still further provided are methods of producing a soybean plant resistant to an HPPD inhibitor comprising introducing into the genome of the soybean plant event SYHT04R, for example, using breeding techniques. Methods of producing a soybean commodity product using such plants are also provided.

Still further provided are methods of controlling weeds at a location comprising soybean plants and weeds, wherein the soybean plants comprise event SYHT04R, and wherein the method comprises applying to the location a weed controlling amount of an herbicidal composition comprising one or more HPPD inhibitors.

Still further provided are methods of improving soybean yield using event SYHT04R.

Still further provided are methods of controlling volunteer SYHT04R crop plants at a location wherein the method comprises applying to the location one or more herbicides effective on soybeans and having a mode of action other than inhibition of HPPD.

Still further provided are methods of controlling volunteer transgenic events at a location comprising SYHT04R crop plants wherein the volunteer events comprise resistance to one or more herbicides but do not comprise resistance to HPPD inhibitors wherein the method comprises applying to the location a controlling amount of an herbicidal composition comprising one or more HPPD inhibitors.

Still further provided are methods of applying herbicidal mixtures to a location wherein the herbicidal mixture comprises an HPPD inhibitor and at least one additional chemical that may not be tolerated by SYHT04R for the purpose of pest control (weeds, disease, insect, nematode) wherein the presence of the SYHT04R event allows application of this mixture either pre-planting or pre-emergence by protecting against residual HPPD activity.

Still further provided are a soybean chromosomal target site for insertion of a heterologous nucleic acid, which corresponds to the insertion site of event SYHT04R. Also

provided are soybean plants, plant parts, and commodity products comprising a heterologous nucleic acid at a chromosomal site of event SYHT04R and methods for making the same.

5 BRIEF DESCRIPTION OF THE DRAWINGS

Figure 1 is a representation of binary vector 15764 containing a soybean codon optimized *Avena HPPD* gene driven by the TMV omega enhancer and a TATA box.

Figure 2 is a map of event SYHT04R.

Figure 3 is a map showing the location of the *EcoRI* restriction site and the positions of the 1.8 kb and 2.1 kb T-DNA-specific probes in the T-DNA region of transformation plasmid pSYN15764.

Figure 4 is a map showing the location of the *EcoRI* restriction site and the position of the 2.1 kb T-DNA-specific probe in the T-DNA insert contained within SYHT04R soybean. The vertical arrow indicates the site of the restriction digestion, and sizes of the expected restriction fragments are noted on either side of the vertical arrow.

Figure 5 depicts the results of the Southern blot analyses performed as described in Example 2. Lane 1, molecular ladder; Lane 2, empty; Lane 3 genomic DNA from SYHT04R T3 generation; Lane 4, genomic DNA from SYHT04R T4 generation; Lane 5, genomic DNA from SYHT04R T5 generation; Lane 6, genomic DNA from negative control line; Lane 7, positive control T-DNA-specific DNA fragments.

BRIEF DESCRIPTION OF SEQUENCES IN THE SEQUENCE LISTING

Table 1

SEQ ID NO.	Description
1	20 bp 5' junction (10 bp flanking /10 bp insert)
2	20 bp 3' junction (10 bp insert /10 bp flanking)
3	40 bp 5' junction (20 bp flanking /20 bp insert)
4	40 bp 3' junction (20 bp insert /20 bp flanking)

5	60 bp 5' junction (30 bp flanking /30 bp insert)
6	60 bp 3' junction (30 bp insert /30 bp flanking)
7	5' flanking genomic sequence (811 bp)
8	3' flanking genomic sequence (607 bp)
9	Complete insert
10	Insert plus flanking genomic sequence
11-12	Probes used for Southern blot analysis
13-20	Primer sequences used in amplification assays
21	Gm11:16771383-16773058

DETAILED DESCRIPTION OF THE INVENTION

Compositions and methods related to transgenic HPPD inhibitor tolerant soybean plants are provided. Compositions of the invention include soybean plants and plant parts comprising event SYHT04R, food and feed commodities derived therefrom, and reagents for detecting the same. A soybean plant comprising event SYHT04R has been generated by the insertion of a mutant HPPD gene derived from *Avena*, as described in Example 1.

As used herein, the abbreviation "HPPD" means hydroxyphenyl-pyruvate-dioxygenase. HPPD polynucleotides encode polypeptides having the enzymatic activity of a hydroxyphenyl-pyruvate-dioxygenase enzyme.

The polynucleotides conferring HPPD inhibitor tolerance are inserted at a characterized position in the soybean genome and thereby produce the SYHT04R soybean event. A soybean plant harboring event SYHT04R comprises genomic/transgene junctions having at least the polynucleotide sequence of SEQ ID NO: 1 or 2. The characterization of the genomic insertion site of event SYHT04R provides for an enhanced breeding efficiency and enables the use of molecular markers to track the transgene insert in the breeding populations and progeny thereof. *See e.g.*, Example 5. Various methods and compositions for the identification, detection, and use of the soybean SYHT04R event are provided herein. *See e.g.*, Examples 2 and 3. As used herein, the description "SYHT04R specific," as used to describe a nucleic acid or nucleotide sequence, refers to a quality of discriminatively identifying event SYHT04R in plants, plant material, or in

products such as, but not limited to, food or feed products (fresh or processed) containing or derived from plant material.

Compositions further include seed deposited as the American Type Culture Collection (ATCC) Deposit No. PTA-10757, and plants, plant cells, and seed derived therefrom. Applicant
5 made a deposit of at least 2500 seeds of soybean event SYHT04R with the ATCC, Manassas, VA 20110-2209 U.S.A, on April 2, 2010, and the deposits were assigned ATCC Deposit No. PTA-10757. These deposits will be maintained under the terms of the Budapest Treaty on the International Recognition of the Deposit of Microorganisms for the Purposes of Patent Procedure.

10 As used herein, the term “soybean” means *Glycine max* and includes all plant varieties that can be bred with soybean. As used herein, the term plant includes plant cells, plant organs, plant protoplasts, plant cell tissue cultures from which plants can be regenerated, plant calli, plant clumps, and plant cells that are intact in plants or parts of plants such as embryos, pollen, ovules, seeds, leaves, flowers, branches, fruit, stalks, roots, root tips, anthers, and the like. Grain
15 is intended to mean the mature seed produced by commercial growers for purposes other than growing or reproducing the species. Progeny, variants, and mutants of the regenerated plants are included within the scope of the invention, provided that these parts comprise event SYHT04R.

Compositions of the invention further comprise a commodity, such as a food or feed product comprising or derived from one or more of the following products of a soybean plant
20 comprising event SYHT04R: lecithin, fatty acids, glycerol, sterol, edible oil, defatted soy flakes, soy meals including defatted and toasted soy meals, soy milk curd, tofu, soy flour, soy protein concentrate, isolated soy protein, hydrolyzed vegetable protein, textured soy protein, and soy protein fiber.

A transgenic “event” is produced by transformation of plant cells with a heterologous
25 DNA construct(s), including a nucleic acid expression cassette that comprises a transgene of interest, the regeneration of a population of plants resulting from the insertion of the transgene into the genome of the plant, and selection of a particular plant characterized by insertion into a particular genome location. An event is characterized phenotypically by the expression of the transgene(s). At the genetic level, an event is part of the genetic makeup of a plant. The term
30 “event” refers to progeny produced by a sexual outcross between the transformant and another variety that include the heterologous DNA. Even after repeated back-crossing to a recurrent

parent, the inserted DNA and flanking DNA from the transformed parent is present in the progeny of the cross at the same chromosomal location. The term “event” refers to DNA from the original transformant comprising the inserted DNA and flanking sequence immediately adjacent to the inserted DNA that would be expected to be transferred to a progeny that receives
5 inserted DNA including the transgene of interest as the result of a sexual cross of one parental line that includes the inserted DNA (*e.g.*, the original transformant and progeny resulting from selfing) and a parental line that does not contain the inserted DNA.

The average and distribution of herbicide tolerance or resistance levels of a range of primary plant transformation events are evaluated in the normal manner based upon plant
10 damage, meristematic bleaching symptoms, *etc.* at a range of different concentrations of any given herbicide. These data can be expressed in terms of, for example, GR50 values derived from dose/response curves having “dose” plotted on the x-axis and “percentage kill”, “herbicidal effect”, “numbers of emerging green plants” *etc.* plotted on the y-axis where increased GR50 values correspond to increased levels of inherent inhibitor-tolerance (*e.g.*, increased K_i / K_{mHPP}
15 value) and/or level of expression of the expressed HPPD polypeptide.

As used herein, “insert DNA” refers to the heterologous DNA within the expression cassettes used to transform the plant material while “flanking DNA” can comprise either genomic DNA naturally present in an organism such as a plant, or foreign (heterologous) DNA introduced via the transformation process which is extraneous to the original insert DNA
20 molecule, *e.g.*, fragments associated with the transformation event. A “flanking region” or “flanking sequence” as used herein refers to a sequence of at least 20, 50, 100, 200, 300, 400, 1000, 1500, 2000, 2500, or 5000 base pair or greater which is located either immediately upstream of and contiguous with or immediately downstream of and contiguous with the original foreign insert DNA molecule. Non-limiting examples of the flanking regions of event
25 SYHT04R are set forth in SEQ ID NO: 7 and 8 and variants and fragments thereof.

Transformation procedures leading to random integration of the foreign DNA will result in transformants containing different flanking regions characteristic of and unique for each transformant. When recombinant DNA is introduced into a plant through traditional crossing, its flanking regions will generally not be changed. Transformants will contain unique junctions
30 between a piece of heterologous insert DNA and genomic DNA, or two pieces of genomic DNA, or two pieces of heterologous DNA. A “junction” is a point where two specific DNA fragments

join. For example, a junction exists where insert DNA joins flanking DNA. A junction point exists in a transformed organism where two DNA fragments join together in a manner that is modified from that found in the native organism. As used herein, "junction DNA" refers to DNA that comprises a junction point. Non-limiting examples of junction DNA from event SYHT04R set are forth as SEQ IDNOs:1-6, and variants and fragments thereof.

A plant comprising event SYHT04R can be bred by first sexually crossing a first parental soybean plant grown from the transgenic SYHT04R soybean plant and a second parental soybean plant that lacks the herbicide tolerance phenotype, thereby producing a plurality of first progeny plants; and then selecting a first progeny plant that displays the desired herbicide tolerance; and selfing the first progeny plant, thereby producing a plurality of second progeny plants; and then selecting from the second progeny plants which display the desired herbicide tolerance. These steps can further include the back-crossing of the herbicide tolerant progeny plant to the second parental soybean plant or a third parental soybean plant, thereby producing a soybean plant that displays the desired herbicide tolerance. It is further recognized that assaying progeny for phenotype is not required. Various methods and compositions, as disclosed elsewhere herein, can be used to detect and/or identify event SYHT04R.

It is understood that two different transgenic plants can be sexually crossed to produce offspring that contain two independently segregating added, exogenous genes. Selfing of appropriate progeny can produce plants that are homozygous for both added, exogenous genes. Back-crossing to a parental plant and out-crossing with a non-transgenic plant are contemplated, as is vegetative propagation. Descriptions of other breeding methods that are commonly used for different traits and crops can be found in one of several references, *e.g.*, Fehr, in Breeding Methods for Cultivar Development, 1987, Wilcos, J. (ed.), American Society of Agronomy, Madison, WI. *See* Example 4.

The term "germplasm" refers to an individual, a group of individuals, or a clone representing a genotype, variety, species or culture, or the genetic material thereof.

A "line" or "strain" is a group of individuals of identical parentage that are generally inbred to some degree and that are generally isogenic or near isogenic.

Inbred soybean lines are typically developed for use in the production of soybean hybrids and for use as germplasm in breeding populations for the creation of new and distinct inbred soybean lines. Inbred soybean lines are often used as targets for the introgression of novel traits

through traditional breeding and/or molecular introgression techniques. Inbred soybean lines need to be highly homogeneous, homozygous and reproducible to be useful as parents of commercial hybrids. Many analytical methods are available to determine the homozygosity and phenotypic stability of inbred lines.

5 The phrase “hybrid plants” refers to plants which result from a cross between genetically different individuals.

 The term “crossed” or “cross” in the context of this invention means the fusion of gametes, *e.g.*, via pollination to produce progeny (*i.e.*, cells, seeds, or plants) in the case of plants. The term encompasses both sexual crosses (the pollination of one plant by another) and, 10 in the case of plants, selfing (self-pollination, *i.e.*, when the pollen and, ovule are from the same plant).

 The term “introgression” refers to the transmission of a desired allele of a genetic location from one genetic background to another. In one method, the desired alleles can be introgressed through a sexual cross between two parents, wherein at least one of one of the 15 parents has the desired allele in its genome.

 In some aspects of the invention, the polynucleotide conferring the event SYHT04R is engineered into a molecular stack. In other aspects, the molecular stack further comprises at least one additional polynucleotide that confers tolerance to a third herbicide. For example, the sequence can confer tolerance to glufosinate, and the sequence can comprise PAT.

20 In other aspects of the invention, event SYHT04R can comprise one or more additional traits of interest, for example, stacking with any combination of polynucleotide sequences of interest in order to create plants with a desired combination of traits. A trait, as used herein, refers to the phenotype derived from a particular sequence or groups of sequences. For example, herbicide tolerance polynucleotides may be stacked with any other polynucleotides encoding 25 polypeptides having pesticidal and/or insecticidal activity, such as *Bacillus thuringiensis* toxic proteins (described in U.S. Patent Nos. 5,366,892; 5,747,450; 5,737,514; 5,723,756; and 5,593,881; Geiser *et al.*, *Gene*, 1986 48:109; Lee *et al.*, *Appl. Environ. Microbiol.*, 2003, 69:4648-4657 (*Vip3A*); Galitzky *et al.*, *Acta Crystallogr. D. Biol. Crystallog.*, 2001, 57:1101-1109 (*Cry3Bbl*); and Herman *et al.*, *J. Agric. Food Chem.*, 2004, 52:2726-2734 (*CryIF*)), lectins 30 (Van Damme *et al.*, *Plant Mol. Biol.*, 1994, 24:825, pentin (described in U.S. Patent No. 5,981,722), and the like. The combinations generated can include multiple copies of any one of

the polynucleotides of interest. These combinations may also be generated through breeding stacks with existing or new events comprising these genes. Examples of existing events that may be used in a breeding stack include but are not limited to: MON87701 – lepidopteran resistance.

In some aspects of the invention, event SYHT04R may be stacked with other herbicide tolerance traits to create a transgenic plant of the invention with further improved properties. For example, the polynucleotides encoding a mutant HPPD polypeptide or variant thereof that retains HPPD enzymatic activity may be stacked with any other polynucleotides encoding polypeptides that confer a desirable trait, including but not limited to resistance to diseases, insects, and herbicides, tolerance to heat and drought, reduced time to crop maturity, improved industrial processing, such as for the conversion of starch or biomass to fermentable sugars, and improved agronomic quality, such as high oil content and high protein content.

Exemplary polynucleotides that may be stacked with polynucleotides of the invention encoding an mutant HPPD polypeptide or variant thereof that retains HPPD enzymatic activity include polynucleotides encoding polypeptides conferring resistance to pests/pathogens such as viruses, nematodes, insects or fungi, and the like. Exemplary polynucleotides that may be stacked with polynucleotides of the invention include polynucleotides encoding: polypeptides having pesticidal and/or insecticidal activity, such as other *Bacillus thuringiensis* toxic proteins (described in U.S. Patent Nos. 5,366,892; 5,747,450; 5,737,514; 5,723,756; and 5,593,881; and Geiser *et al.*, *Gene*, 1986, 48:109), lectins (Van Damme *et al.*, *Plant Mol. Biol.*, 1994, 24:825, pentin (described in U.S. Patent No. 5,981,722), and the like; traits desirable for disease or herbicide resistance (*e.g.*, fumonisin detoxification genes (U.S. Patent No. 5,792,931); avirulence and disease resistance genes (Jones *et al.*, *Science*, 1994, 266:789; Martin *et al.*, *Science*, 1993, 262:1432; Mindrinos *et al.*, *Cell*, 1993, 78:1089); acetolactate synthase (ALS) mutants that lead to herbicide resistance such as the S4 and/or Hra mutations ((resistance to herbicides including sulfonylureas, imidazolinones, triazolopyrimidines, pyrimidinyl thiobenzoates); glyphosate resistance (*e.g.*, 5-enol-pyrovyl-shikimate-3-phosphate-synthase (EPSPS) gene, including but not limited to those described in U.S. Patent. Nos. 4,940,935, 5,188,642, 5,633,435, 6,566,587, 7,674,598 as well as all related application ; or the glyphosate N-acetyltransferase (GAT) gene, described in Castle *et al.*, *Science*, 2004, 304:1151-1154; and in U.S. Patent Application Publication Nos. 20070004912, 20050246798, and 20050060767)); glufosinate resistance (*e.g.*, BAR; *see e.g.*, U.S. Patent Nos. 5,561,236); 2,4-D resistance (*e.g.* aryloxy alkanooate dioxygenase

or AAD-1, AAD-12, or AAD-13), HPPD resistance (e.g. Pseudomonas HPPD) and PPO resistance (e.g., fomesafen, acifluorfen-sodium, oxyfluorfen, lactofen, fluthiacet-methyl, saflufenacil, flumioxazin, flumiclorac-pentyl, carfentrazone-ethyl, sulfentrazone.); a cytochrome P450 or variant thereof that confers herbicide resistance or tolerance to, *inter alia*, HPPD-inhibiting herbicides, PPO-inhibiting herbicides and ALS-inhibiting herbicides (U.S. Patent Application Publication No. 20090011936; U.S. Patent Nos. 6,380,465; 6,121,512; 5,349,127; 6,649,814; and 6,300,544; and PCT International Publication No. WO 2007/000077); dicamba resistance (e.g. dicamba monooxygenase), and traits desirable for processing or process products such as high oil (e.g., U.S. Patent No. 6,232,529); modified oils (e.g., fatty acid desaturase genes (U.S. Patent No. 5,952,544; PCT International Publication No. WO 94/11516)); modified starches (e.g., ADPG pyrophosphorylases (AGPase), starch synthases (SS), starch branching enzymes (SBE), and starch debranching enzymes (SDBE)); and polymers or bioplastics (e.g., U.S. Patent No. 5,602,321; beta-ketothiolase, polyhydroxybutyrate synthase, and acetoacetyl-CoA reductase (Schubert *et al.*, *J. Bacteriol.*, 1988, 170:5837-5847) facilitate expression of polyhydroxyalkanoates (PHAs)); the disclosures of which are herein incorporated by reference.

Thus, in one aspect of the invention, event SYHT04R is stacked with one or more polynucleotides encoding polypeptides that confer resistance or tolerance to an herbicide, such as an HPPD inhibitor, 2,4-D, dicamba, glyphosate, or glufosinate.

Other herbicide tolerance polynucleotides that could be used in such aspects of the invention include those conferring tolerance to HPPD inhibitors by other genes or modes of action. Other traits that could be combined with the soybean SYHT04R events include those derived from polynucleotides that confer on the plant the capacity to produce a higher level of 5-enolpyruvylshikimate-3-phosphate synthase (EPSPS), for example, as more fully described in U.S. Patent Nos. 6,248,876; 5,627,061; 5,804,425; 5,633,435; 5,145,783; 4,971,908; 5,312,910; 5,188,642; 4,940,835; 5,866,775; 6,225,114; 6,130,366; 5,310,667; 4,535,060; 4,769,061; 5,633,448; 5,510,471; RE 36,449; RE 37,287; and 5,491,288; and PCT International Publication Nos. WO 97/04103; WO 00/66746; WO 01/66704; and WO 00/66747. Other traits that could be combined with event SYHT04R include those conferring tolerance to sulfonylurea, imidazolinone triazolopyrimidines and/or pyrimidinyl thiobenzoates, for example, as described more fully in U.S. Patent Nos. 5,605,011; 5,013,659; 5,141,870; 5,767,361; 5,731,180;

5,304,732; 4,761,373; 5,331,107; 5,928,937; and 5,378,824; and PCT International Publication No. WO 96/33270.

In some aspects of the invention, event SYHT04R may be stacked with, for example, hydroxyphenylpyruvatedioxygenases which are enzymes that catalyze the reaction in which para-hydroxyphenylpyruvate (HPP) is transformed into homogentisate. Molecules that inhibit this enzyme and that bind to the enzyme in order to inhibit transformation of the HPP into homogentisate are useful as herbicides. Traits conferring tolerance to such herbicides in plants are described in U.S. Patent Nos. 6,245,968; 6,268,549; and 6,069,115; and PCT International Publication No. WO 99/23886. Other examples of suitable herbicide tolerance traits that could be stacked with event SYHT04R include aryloxyalkanoate dioxygenase polynucleotides (which may confer tolerance to 2,4-D and other phenoxy auxin herbicides as well as to aryloxyphenoxypropionate herbicides as described, for example, in PCT International Publication Nos. WO2005/107437, WO2007/053482 and WO2008/141154 and U.S. Patent No. 7,820,883 and related applications and patents.), homogentisate solanesyltransferase (HST) (for example as disclosed in PCT International Publication No. WO 10/029311, and dicamba (monooxygenase) tolerance polynucleotides as described, for example, in Herman *et al.*, *J. Biol. Chem.*, 2005, 280: 24759-24767 and U.S. Patent No. 7,812,224 and related applications and patents.

Other examples of herbicide tolerance traits that could be combined with event SYHT04R include those conferred by polynucleotides encoding an exogenous phosphinothricin acetyltransferase, as described in U.S. Patent Nos. 5,969,213; 5,489,520; 5,550,318; 5,874,265; 5,919,675; 5,561,236; 5,648,477; 5,646,024; 6,177,616; and 5,879,903. Plants containing an exogenous phosphinothricin acetyltransferase can exhibit improved tolerance to glufosinate herbicides, which inhibit the enzyme glutamine synthase. Other examples of herbicide tolerance traits that could be combined with event SYHT04R include those conferred by polynucleotides conferring altered protoporphyrinogen oxidase (protox) activity, as described in U.S. Patent Nos. 6,288,306; 6,282,837; and 5,767,373; and PCT International Publication No. WO 01/12825. Plants containing such polynucleotides can exhibit improved tolerance to any of a variety of herbicides which target the protox enzyme (referred to as “protox inhibitors”).

Other examples of herbicide tolerance traits that could be combined with event SYHT04R include those conferring tolerance to at least one herbicide in a plant such as, for

example, a soybean plant or horseweed. Herbicide tolerant weeds are known in the art, as are plants that vary in their tolerance to particular herbicides. *See, e.g.*, Green & Williams, “Correlation of Corn (*Zea mays*) Inbred Response to Nicosulfuron and Mesotrione,” poster presented at the WSSA Annual Meeting in Kansas City, Missouri, February 9-12, 2004; Green (1998) *Weed Technology* 12: 474-477; Green & Ulrich, *Weed Science* 2003, 41:508-516. The trait(s) responsible for these tolerances can be combined by breeding or via other methods with event SYHT04R to provide a plant of the invention as well as methods of use thereof.

The above described genes may be genetically engineered into event SYHT04R or combined with event SYHT04R through a breeding stack with a new or existing event providing tolerance to one of the aforementioned genes. Possible events for use in a breeding stack include but are not limited to: MON89788 – glyphosate tolerance (U.S. Patent No. 7,632,985 and related applications and patents), MON87708 – dicamba tolerance (U.S. Patent Application Publication No. US 2011/0067134 and related applications and patents), DP-356043-5 – glyphosate and ALS tolerance (U.S. Patent Application Publication No. US 2010/0184079 and related applications and patents), A2704-12 – glufosinate tolerance (U.S. Patent Application Publication No. US 2008/0320616 and related applications and patents), DP-305423-1 – ALS tolerance (U.S. Patent Application Publication No. US 2008/0312082 and related applications and patents), A5547-127 – glufosinate tolerance (U.S. Patent Application Publication No. US 2008/0196127 and related applications and patents), DAS-40278-9 – tolerance to 2,4- dichlorophenoxyacetic acid and aryloxyphenoxypropionate (PCT International Publication Nos. WO 2011/022469, WO 2011/022470, WO 2011/022471, and related applications and patents), 127 – ALS tolerance (PCT International Publication Nos. WO 2010/080829 and related applications and patents), GTS 40-3-2 – glyphosate tolerance, DAS-68416-4 - 2,4- dichlorophenoxyacetic acid and glufosinate tolerance, FG72 – glyphosate and isoxaflutole tolerance, BPS-CV127-9 – ALS tolerance and GU262 – glufosinate tolerance, SYHT0H2 – HPPD inhibitor tolerance and glufosinate tolerance.

Event SYHT04R can be combined with at least one other trait to produce plants of the present invention that further comprise a variety of desired trait combinations including, but not limited to, traits desirable for animal feed such as high oil content (*e.g.*, U.S. Patent No. 6,232,529); balanced amino acid content (*e.g.*, hordothionins (U.S. Patent Nos. 5,990,389; 5,885,801; 5,885,802; and 5,703,409; U.S. Patent No. 5,850,016); barley high lysine

(Williamson *et al.*, *Eur. J. Biochem.*, 1987, 165:99-106; and PCT International Publication No. WO 98/20122) and high methionine proteins (Pedersen *et al.*, *J. Biol. Chem.* 1986, 261:6279; Kirihara *et al.*, *Gene*, 1988, 71:359; and Musumura *et al.*, *Plant Mol. Biol.*, 1989, 12:123)); increased digestibility (*e.g.*, modified storage proteins (U.S. Patent No. 6,858,778); and
5 thioredoxins (U.S. Patent No. 7,009,087)); the disclosures of which are herein incorporated by reference. Desired trait combinations include LLNC (low linolenic acid content; *see, e.g.*, Dyer *et al.*, *Appl. Microbiol. Biotechnol.*, 2002, 59:224-230) and OLCH (high oleic acid content; *see, e.g.*, Fernandez-Moya *et al.*, *J. Agric. Food Chem.*, 2005, 53: 5326-5330).

Event SYHT04R can be combined with other desirable traits such as, for example,
10 fumonisin detoxification genes (U.S. Patent No. 5,792,931), avirulence and disease resistance genes (Jones *et al.*, *Science*, 1994, 266:789; Martin *et al.*, *Science*, 1993, 262:1432; Mindrinos *et al.*, *Cell*, 1994, 78:1089), and traits desirable for processing or process products such as modified oils (*e.g.*, fatty acid desaturase genes (U.S. Patent No. 5,952,544; PCT International Publication No. WO 94/11516)); modified starches (*e.g.*, ADPG pyrophosphorylases (AGPase), starch
15 synthases (SS), starch branching enzymes (SBE), and starch debranching enzymes (SDBE)); and polymers or bioplastics (*e.g.*, U.S. Patent No. 5,602,321; beta-ketothiolase, polyhydroxybutyrate synthase, and acetoacetyl-CoA reductase (Schubert *et al.*, *J. Bacteriol.*, 1988, 170:5837-5847) facilitate expression of polyhydroxyalkanoates (PHAs)); the disclosures of which are herein incorporated by reference. One could also combine herbicide tolerant polynucleotides with
20 polynucleotides providing agronomic traits such as male sterility (*e.g.*, *see* U.S. Patent No. 5,583,210), stalk strength, flowering time, or transformation technology traits such as cell cycle regulation or gene targeting (*e.g.*, PCT International Publication Nos. WO 99/61619, WO 00/17364, and WO 99/25821); the disclosures of which are herein incorporated by reference.

In another aspect of the invention, event SYHT04R can be combined with the Rcg1
25 sequence or biologically active variant or fragment thereof. The Rcg1 sequence is an anthracnose stalk rot resistance gene in corn. *See, e.g.*, U.S. Patent Application Publication Nos. 20060225151, 20060223102, and 20060225152, each of which is herein incorporated by reference.

The above-described stacked combinations can be created by any method including, but
30 not limited to, breeding plants by any conventional or TopCross methodology, or genetic transformation. If the sequences are stacked by genetically transforming the plants, the

polynucleotide sequences of interest can be combined at any time and in any order. The traits can be introduced simultaneously in a co-transformation protocol with the polynucleotides of interest provided by any combination of transformation cassettes. For example, if two sequences will be introduced, the two sequences can be contained in separate transformation cassettes (trans) or contained on the same transformation cassette (cis). Expression of the sequences can be driven by the same promoter or by different promoters. In certain cases, it may be desirable to introduce a transformation cassette that will suppress the expression of the polynucleotide of interest. This may be combined with any combination of other suppression cassettes or overexpression cassettes to generate the desired combination of traits in the plant. It is further recognized that polynucleotide sequences can be stacked at a desired genomic location using a site-specific recombination system. *See, e.g.*, PCT International Publication Nos. WO 99/25821, WO 99/25854, WO 99/25840, WO 99/25855, and WO 99/25853, all of which are herein incorporated by reference.

As used herein, the use of the term “polynucleotide” encompasses polynucleotides comprising ribonucleotides and/or deoxyribonucleotides, including both naturally occurring molecules and synthetic analogues. The polynucleotides encompass all forms of sequences including, but not limited to, single-stranded forms, double-stranded forms, hairpins, stem-and-loop structures, and the like.

A SYHT04R plant comprises an expression cassette having a mutant HPPD gene and 5' and 3' regulatory sequences operably linked to the mutant HPPD gene. “Operably linked” is intended to mean a functional linkage between two or more elements. For example, an operable linkage between a polynucleotide of interest and a regulatory sequence (*i.e.*, a promoter) is functional link that allows for the expression of the polynucleotide of interest. Operably linked elements may be contiguous or non-contiguous. When used to refer to the joining of two protein coding regions, by operably linked it is intended that the coding regions are in the same reading frame. The cassette may additionally contain at least one additional gene to be cotransformed into the organism. Alternatively, the additional gene(s) can be provided on multiple expression cassettes. Such an expression cassette is provided with a plurality of restriction sites and/or recombination sites for insertion of the polynucleotide to be under the transcriptional regulation of the regulatory regions. The expression cassette may additionally contain selectable marker genes.

The expression cassette will include in the 5'-3' direction of transcription, a transcriptional and translational initiation region (*i.e.*, a promoter), a coding region, and a transcriptional and translational termination region functional in plants. "Promoter" refers to a nucleotide sequence capable of controlling the expression of a coding sequence or functional RNA. In general, a coding sequence is located 3' to a promoter sequence. The promoter sequence can comprise proximal and more distal upstream elements, the latter elements are often referred to as enhancers. Accordingly, an "enhancer" is a nucleotide sequence that can stimulate promoter activity and may be an innate element of the promoter or a heterologous element inserted to enhance the level or tissue-specificity of a promoter. Promoters may be derived in their entirety from a native gene, or be composed of different elements derived from different promoters found in nature, or even comprise synthetic nucleotide segments. It is understood by those skilled in the art that different promoters may direct the expression of a gene in different tissues or cell types, or at different stages of development, or in response to different environmental conditions. Promoters that cause a nucleic acid fragment to be expressed in most cell types at most times are commonly referred to as "constitutive promoters." New promoters of various types useful in plant cells are constantly being discovered; numerous examples may be found in the compilation by Okamoto & Goldberg, *Biochemistry of Plants*, 1989, 15:1-82. It is further recognized that since in most cases the exact boundaries of regulatory sequences have not been completely defined, nucleic acid fragments of different lengths may have identical promoter activity.

The expression cassettes may contain 5' leader sequences. Such leader sequences can act to enhance translation. The regulatory regions (*i.e.*, promoters, transcriptional regulatory regions, RNA processing or stability regions, introns, polyadenylation signals, and translational termination regions) and/or the coding region may be native/analogous or heterologous to the host cell or to each other.

The "translation leader sequence" refers to a nucleotide sequence located between the promoter sequence of a gene and the coding sequence. The translation leader sequence is present in the fully processed mRNA upstream of the translation start sequence. The translation leader sequence may affect numerous parameters including, processing of the primary transcript to mRNA, mRNA stability and/or translation efficiency. Examples of translation leader sequences have been described (Turner & Foster, *Mol. Biotechnol.*, 1995, 3:225-236). The "3' non-coding

sequences” refer to nucleotide sequences located downstream of a coding sequence and include polyadenylation recognition sequences and other sequences encoding regulatory signals capable of affecting mRNA processing or gene expression. The polyadenylation signal is usually characterized by affecting the addition of polyadenylic acid tracts to the 3' end of the mRNA precursor. The use of different 3' non-coding sequences is exemplified by Ingelbrecht *et al.*, *Plant Cell*, 1989, 1:671- 680.

As used herein, “heterologous” in reference to a sequence is a sequence that originates from a foreign species, or, if from the same species, is substantially modified from its native form in composition and/or genomic locus by deliberate human intervention. For example, a promoter operably linked to a heterologous polynucleotide is from a species different from the species from which the polynucleotide was derived, or, if from the same/analogous species, one or both are substantially modified from their original form and/or genomic locus, or the promoter is not the native promoter for the operably linked polynucleotide.

In preparing the expression cassette, the various DNA fragments may be manipulated, so as to provide for the DNA sequences in the proper orientation and, as appropriate, in the proper reading frame. Toward this end, adapters or linkers may be employed to join the DNA fragments or other manipulations may be involved to provide for convenient restriction sites, removal of superfluous DNA, removal of restriction sites, or the like. For this purpose, *in vitro* mutagenesis, primer repair, restriction, annealing, resubstitutions, *e.g.*, transitions and transversions, may be involved. The expression cassette can comprise a selectable marker gene for the selection of transformed cells. Selectable marker genes are utilized for the selection of transformed cells or tissues.

Isolated polynucleotides are provided that can be used in various methods for the detection and/or identification of the soybean SYHT04R event. An “isolated” or “purified” polynucleotide, or biologically active portion thereof, is substantially or essentially free from components that normally accompany or interact with the polynucleotide as found in its naturally occurring environment. Thus, an isolated or purified polynucleotide is substantially free of other cellular material, or culture medium when produced by recombinant techniques, or substantially free of chemical precursors or other chemicals when chemically synthesized. Optimally, an “isolated” polynucleotide is free of sequences (optimally protein encoding sequences) that naturally flank the polynucleotide (*i.e.*, sequences located at the 5' and 3' ends of the

polynucleotide) in the genomic DNA of the organism from which the polynucleotide is derived. For example, in various aspects of the invention, the isolated polynucleotide can contain less than about 5 kb, 4 kb, 3 kb, 2 kb, 1 kb, 0.5 kb, or 0.1 kb of nucleotide sequence that naturally flank the polynucleotide in genomic DNA of the cell from which the polynucleotide is derived.

5 For avoidance of doubt an “isolated” sequence can still be in the context of other DNA, either in vitro or in vivo, and can for example exist in a transgenic cell or organism.

In specific aspects of the invention, the polynucleotides comprise the junction DNA sequences set forth in SEQ ID NO: 1-6. In other aspects of the invention, the polynucleotides comprise the DNA sequences set forth in SEQ ID NO: 11-12 and variants and fragments thereof.
10 Fragments and variants of junction DNA sequences are suitable for discriminatively identifying event SYHT04R. As discussed elsewhere herein, such sequences find use as primers and/or probes.

In other aspects of the invention, the polynucleotides are provided that can detect event SYHT04R or a SYHT04R specific region. Such sequences include any polynucleotide set forth
15 in SEQ ID NOs: 1-20, and variants and fragments thereof. In specific aspects of the invention, the polynucleotide used to detect event SYHT04R comprises the sequence set forth in SEQ ID NO: 10 or a fragment of SEQ ID NO: 10 having at least 20, 30, 40, 50, 60, 70, 80, 90, 100, 110, 120, 130, 140, 150, 160, 170, or 180 nucleotides. Fragments and variants of polynucleotides that detect event SYHT04R or a SYHT04R specific region are suitable for discriminatively
20 identifying event SYHT04R. As discussed elsewhere herein, such sequences find use as primers and/or probes. Further provided are isolated DNA nucleotide primer sequences comprising or consisting of (a) a sequence set forth in any one of SEQ ID NOs: 13-20, and (b) variants and fragments of SEQ ID NO: 10 or the complement thereof.

“Variants” is intended to mean substantially similar sequences. For polynucleotides, a
25 variant comprises a polynucleotide having deletions (*i.e.*, truncations) at the 5’ and/or 3’ end; deletion and/or addition of one or more nucleotides at one or more internal sites in the native polynucleotide; and/or substitution of one or more nucleotides at one or more sites in the native polynucleotide.

As used herein, a “probe” is an isolated polynucleotide to which is attached a
30 conventional detectable label or reporter molecule, *e.g.*, a radioactive isotope, ligand, chemiluminescent agent, enzyme, *etc.* Such a probe is complementary to a strand of a target

polynucleotide, in the instant case, to a strand of isolated DNA from soybean event SYHT04R whether from a soybean plant or from a sample that includes DNA from the event. Probes include not only deoxyribonucleic or ribonucleic acids but polyamides and other probe materials that can specifically detect the presence of the target DNA sequence.

5 As used herein, “primers” are isolated polynucleotides that are annealed to a complementary target DNA strand by nucleic acid hybridization to form a hybrid between the primer and the target DNA strand, then extended along the target DNA strand by a polymerase, *e.g.*, a DNA polymerase. Primer pairs refer to their use for amplification of a target polynucleotide, *e.g.*, by the polymerase chain reaction (PCR) or other conventional nucleic-acid
10 amplification methods. “PCR” or “polymerase chain reaction” is a technique used for the amplification of specific DNA segments (*see* U.S. Patent Nos. 4,683,195 and 4,800,159; herein incorporated by reference). Any combination of primers disclosed herein can be used such that the pair allows for the detection of event SYHT04R (*e.g.*, primers comprising SEQ ID NOs: 13-
20 20 and variants or fragments of SEQ ID NO: 10 or the complement thereof). Non-limiting examples of primer pairs useful in the disclosed methods include (a) a first primer comprising the polynucleotide sequence of SEQ ID NO: 13 and a second primer comprising the polynucleotide sequence of SEQ ID NO: 14, which may be used to amplify a sequence spanning the 5’ junction of soybean genomic DNA and the inserted heterologous sequence containing the *Avena* HPPD sequence; (b) a first primer comprising the polynucleotide sequence of SEQ ID
25 NO: 15 and a second primer comprising the polynucleotide sequence of SEQ ID NO: 16, which may be used to amplify a sequence spanning the 5’ junction of soybean genomic DNA and the inserted heterologous sequence containing the *Avena* HPPD sequence; (c) a first primer comprising the polynucleotide sequence of SEQ ID NO: 17 and a second primer comprising the polynucleotide sequence of SEQ ID NO: 18, which may be used to amplify a sequence spanning
30 the 3’ junction of soybean genomic DNA and the inserted heterologous sequence containing the *Avena* HPPD sequence; and (d) a first primer comprising the polynucleotide sequence of SEQ ID NO: 19 and a second primer comprising the polynucleotide sequence of SEQ ID NO: 20, which may be used to amplify the complete inserted heterologous sequence containing the *Avena* HPPD sequence with flanking soybean genomic DNA at both 5’ and 3’ ends.

30 Probes and primers are of sufficient nucleotide length to bind to the target DNA sequence and specifically detect and/or identify a polynucleotide having event SYHT04R. It is recognized

that the hybridization conditions or reaction conditions can be determined by the operator to achieve this result. This length may be of any length that is of sufficient length to be useful in a detection method of choice. Generally, 8, 11, 14, 16, 18, 20, 22, 24, 26, 28, 30, 40, 50, 75, 100, 200, 300, 400, 500, 600, 700 nucleotides or more, or between about 11-20, 20-30, 30-40, 40-50, 50-100, 100-200, 200-300, 300-400, 400-500, 500-600, 600-700, 700-800, or more nucleotides in length are used. Such probes and primers can hybridize specifically to a target sequence under high stringency hybridization conditions. Probes and primers according to aspects of the invention may have complete DNA sequence identity of contiguous nucleotides with the target sequence, although probes differing from the target DNA sequence and that retain the ability to specifically detect and/or identify a target DNA sequence may be designed by conventional methods. Accordingly, probes and primers can share about 80%, 85%, 90%, 91%, 92%, 93%, 94%, 95%, 96%, 97%, 98%, 99% or greater sequence identity or complementarity to the target polynucleotide (*i.e.*, SEQ ID NOs: 1-12), or can differ from the target sequence (*i.e.*, SEQ ID NOs: 1-12) by 1, 2, 3, 4, 5, 6 or more nucleotides. Probes can be used as primers, but are generally designed to bind to the target DNA or RNA and are not used in an amplification process.

Specific primers can be used to amplify an integration fragment to produce an amplicon that can be used as a “specific probe” or can itself be detected for identifying event SYHT04R in biological samples. Alternatively, a probe can be used during the PCR reaction to allow for the detection of the amplification event (*i.e.*, a TAQMAN® probe or a MGBTM probe) (so called real time PCR). When the probe is hybridized with the polynucleotides of a biological sample under conditions which allow for the binding of the probe to the sample, this binding can be detected and thus allow for an indication of the presence of event SYHT04R in the biological sample. Such identification of a bound probe has been described in the art. In an aspect of the invention, the specific probe is a sequence which, under optimized conditions, hybridizes specifically to a region within the 5’ or 3’ flanking region of the event and comprises a part of the foreign DNA contiguous therewith. The specific probe may comprise a sequence of at least 80%, between 80 and 85%, between 85 and 90%, between 90 and 95%, and between 95 and 100% identical (or complementary) to a specific region of event SYHT04R.

As used herein, “amplified DNA” or “amplicon” refers to the product of polynucleotide amplification of a target polynucleotide that is part of a nucleic acid template. For example, to

determine whether a soybean plant resulting from a sexual cross contains event SYHT04R, DNA extracted from the soybean plant tissue sample may be subjected to a polynucleotide amplification method using a DNA primer pair that includes a first primer derived from flanking sequence adjacent to the insertion site of inserted heterologous DNA, and a second primer
5 derived from the inserted heterologous DNA to produce an amplicon that is diagnostic for the presence of event SYHT04R DNA. By “diagnostic” for event SYHT04R, the use of any method or assay which discriminates between the presence or the absence of event SYHT04R in a biological sample is intended. Alternatively, the second primer may be derived from the flanking sequence. In still other aspects of the invention, primer pairs can be derived from
10 flanking sequence on both sides of the inserted DNA so as to produce an amplicon that includes the entire insert polynucleotide of the expression construct as well as the sequence flanking the transgenic insert. *See* Figure 2. The amplicon is of a length and has a sequence that is diagnostic for the event (*i.e.*, has a junction DNA from event SYHT04R). The amplicon may range in length from the combined length of the primer pairs plus one nucleotide base pair to any length
15 of amplicon producible by a DNA amplification protocol. A member of a primer pair derived from the flanking sequence may be located a distance from the inserted DNA sequence, this distance can range from one nucleotide base pair up to the limits of the amplification reaction, or about twenty thousand nucleotide base pairs. The use of the term “amplicon” specifically excludes primer dimers that may be formed in the DNA thermal amplification reaction.

20 Methods for preparing and using probes and primers are described, for example, in Sambrook *et al.* (eds.), Molecular Cloning: A Laboratory Manual, 2nd ed, vol. 1-3, 1989, Cold Spring Harbor Laboratory Press, Cold Spring Harbor, NY; Ausebel *et al.* (eds.), Current Protocols in Molecular Biology, 1992, Greene Publishing and Wiley-Interscience, New York, NY; and Innis *et al.*, PCR Protocols: A Guide to Methods and Applications, 1990, Academic
25 Press, San Diego, CA. PCR primer pairs can be derived from a known sequence, for example, by using computer programs intended for that purpose such as the PCR primer analysis tool in Vector NTI version 6 (Informax Inc., Bethesda, MD.); PrimerSelect (DNASTAR Inc., Madison, WI.); and Primer (Version 0.5.COPYRGT., 1991, Whitehead Institute for Biomedical Research, Cambridge, MA.). Additionally, the sequence can be visually scanned and primers manually
30 identified using guidelines known to one of skill in the art.

It is to be understood that as used herein the term “transgenic” includes any cell, cell line, callus, tissue, plant part, or plant, the genotype of which has been altered by the presence of a heterologous nucleic acid including those transgenics initially so altered as well as those created by sexual crosses or asexual propagation from the initial transgenic. The term “transgenic” as used herein does not encompass the alteration of the genome (chromosomal or extra-chromosomal) by conventional plant breeding methods or by naturally occurring events such as random cross-fertilization, non-recombinant viral infection, non-recombinant bacterial transformation, non-recombinant transposition, or spontaneous mutation.

“Transformation” refers to the transfer of a nucleic acid fragment into the genome of a host organism, resulting in genetically stable inheritance. Host organisms containing the transformed nucleic acid fragments are referred to as “transgenic” organisms. Examples of methods of plant transformation include *Agrobacterium*-mediated transformation (De Blaere *et al.*, *Meth. Enzymol.*, 1987, 143:277) and particle-accelerated or “gene gun” transformation technology (Klein *et al.*, *Nature*, 1987, 327:70-73; U.S. Patent No. 4,945,050, incorporated herein by reference). Additional transformation methods are disclosed below.

Thus, isolated polynucleotides can be incorporated into recombinant constructs, typically DNA constructs, which are capable of introduction into and replication in a host cell. Such a construct can be a vector that includes a replication system and sequences that are capable of transcription and translation of a polypeptide-encoding sequence in a given host cell. A number of vectors suitable for stable transfection of plant cells or for the establishment of transgenic plants have been described in, *e.g.*, Pouwels *et al.*, Cloning Vectors: A Laboratory Manual, 1985; Supp. 1987; Weissbach & Weissbach, Methods for Plant Molecular Biology, 1989, Academic Press, New York, NY; and Flevin *et al.*, Plant Molecular Biology Manual, 1990, Kluwer Academic Publishers. Typically, plant expression vectors include, for example, one or more cloned plant genes under the transcriptional control of 5' and 3' regulatory sequences and a dominant selectable marker. Such plant expression vectors can contain a promoter regulatory region (*e.g.*, a regulatory region controlling inducible or constitutive, environmentally- or developmentally-regulated, or cell- or tissue-specific expression), a transcription initiation start site, a ribosome binding site, an RNA processing signal, a transcription termination site, and/or a polyadenylation signal.

Various methods and compositions for identifying event SYHT04R are provided. Such methods find use in identifying and/or detecting event SYHT04R in any biological material. Such methods include, for example, methods to confirm seed purity and methods for screening seeds in a seed lot for event SYHT04R. In one aspect of the invention, a method for identifying event SYHT04R in a biological sample is provided and comprises contacting the sample with a first and a second primer; and, amplifying a polynucleotide comprising a SYHT04R specific region.

A biological sample can comprise any sample in which one desires to determine if DNA having event SYHT04R is present. For example, a biological sample can comprise any plant material or material comprising or derived from a plant material such as, but not limited to, food or feed products. As used herein, "plant material" refers to material which is obtained or derived from a plant or plant part. In specific aspects of the invention, the biological sample comprises a soybean tissue.

Primers and probes based on the flanking DNA and insert sequences disclosed herein can be used to confirm (and, if necessary, to correct) the disclosed sequences by conventional methods, *e.g.*, by re-cloning and sequencing such sequences. The polynucleotide probes and primers specifically detect a target DNA sequence. Any conventional nucleic acid hybridization or amplification method can be used to identify the presence of DNA from a transgenic event in a sample. By "specifically detect" it is intended that the polynucleotide can be used either as a primer to amplify a SYHT04R specific region or the polynucleotide can be used as a probe that hybridizes under stringent conditions to a polynucleotide having event SYHT04R or a SYHT04R specific region. The level or degree of hybridization which allows for the specific detection of event SYHT04R or a specific region of event SYHT04R is sufficient to distinguish the polynucleotide with the SYHT04R specific region from a polynucleotide lacking this region and thereby allow for discriminately identifying event SYHT04R. By "shares sufficient sequence identity or complementarity to allow for the amplification of a SYHT04R specific event" is intended the sequence shares at least 80%, 85%, 90%, 91%, 92%, 93%, 94%, 95%, 96%, 97%, 98%, 99% or 100% identity or complementarity to a fragment or across the full length of the polynucleotide having the SYHT04R specific region.

Regarding the amplification of a target polynucleotide (*e.g.*, by PCR) using a particular amplification primer pair, "stringent conditions" are conditions that permit the primer pair to

hybridize to the target polynucleotide to which a primer having the corresponding wild type sequence (or its complement) would produce an identifiable amplification product (the amplicon) having a SYHT04R specific region in a DNA thermal amplification reaction. In a PCR approach, oligonucleotide primers can be designed for use in PCR reactions to amplify a SYHT04R specific region. Methods for designing PCR primers and PCR cloning are generally known in the art and are disclosed in Sambrook *et al.* (eds.), Molecular Cloning: A Laboratory Manual, 2nd ed., 1989, Cold Spring Harbor Laboratory Press, Plainview, New York); Innis *et al.* (eds.), PCR Protocols: A Guide to Methods and Applications, 1990, Academic Press, New York; Innis & Gelfand (eds.), PCR Strategies, 1995, Academic Press, New York; and Innis & Gelfand (eds.), PCR Methods Manual, 1999, Academic Press, New York. Methods of amplification are further described in U.S. Patent Nos. 4,683,195 and 4,683,202 and Chen *et al.*, *Proc. Natl. Acad. Sci. U.S.A.*, 1994, 91:5695-5699. These methods as well as other methods known in the art of DNA amplification may be used in the practice of the other aspects of the invention. It is understood that a number of parameters in a specific PCR protocol may need to be adjusted to specific laboratory conditions and may be slightly modified and yet allow for the collection of similar results. These adjustments will be apparent to a person skilled in the art.

The amplified polynucleotide (amplicon) can be of any length that allows for the detection of event SYHT04R or a SYHT04R specific region. For example, the amplicon can be about 10, 50, 100, 200, 300, 500, 700, 1000, 2000, 3000, 4000, 5000 nucleotides in length or longer.

In specific aspects of the invention, a specific region of event SYHT04R is detected. Any primer that allows a SYHT04R specific region to be amplified and/or detected can be employed in the methods. For example, in specific aspects of the invention, the first primer comprises a fragment of a polynucleotide of SEQ ID NO: 10, wherein the first or the second primer shares sufficient sequence identity or complementarity to the polynucleotide to amplify the SYHT04R specific region. The primer pair can comprise a fragment of SEQ ID NO: 11 and a fragment of SEQ ID NO: 12. In still further aspects of the invention, the first and the second primer can comprise (a) any one or any combination of the sequences set forth in SEQ ID NOs: 13-20; or (b) a sequence of a fragment of SEQ ID NO: 10 or the complement thereof. The primers can be of any length sufficient to amplify a SYHT04R region including, for example, at least 6, 7, 8, 9, 10, 15, 20, 15, or 30, or about 7-10, 10-15, 15-20, 20-25, 25-30, 30-35, 35-40, 40-

45 nucleotides or longer. In some aspects of the invention the first and the second primer are SEQ ID NO: 13 and SEQ ID NO: 14, respectively; SEQ ID NO: 15 and SEQ ID NO: 16, respectively; SEQ ID NO: 17 and SEQ ID NO: 18, respectively; or SEQ ID NO: 19 and SEQ ID NO: 20, respectively. For example, useful primer pairs include (a) a first primer comprising the polynucleotide sequence of SEQ ID NO: 13 and a second primer comprising the polynucleotide sequence of SEQ ID NO: 14, which may be used to amplify a sequence spanning the 5' junction of soybean genomic DNA and the inserted heterologous sequence containing the *Avena* HPPD sequence; (b) a first primer comprising the polynucleotide sequence of SEQ ID NO: 15 and a second primer comprising the polynucleotide sequence of SEQ ID NO: 16, which may be used to amplify a sequence spanning the 5' junction of soybean genomic DNA and the inserted heterologous sequence containing the *Avena* HPPD sequence; (c) a first primer comprising the polynucleotide sequence of SEQ ID NO: 17 and a second primer comprising the polynucleotide sequence of SEQ ID NO: 18, which may be used to amplify a sequence spanning the 3' junction of soybean genomic DNA and the inserted heterologous sequence containing the *Avena* HPPD sequence; and (d) a first primer comprising the polynucleotide sequence of SEQ ID NO: 19 and a second primer comprising the polynucleotide sequence of SEQ ID NO: 20, which may be used to amplify the complete inserted heterologous sequence containing the *Avena* HPPD sequence with flanking soybean genomic DNA at both 5' and 3' ends.

As discussed elsewhere herein, any method to PCR amplify event SYHT04R or specific region can be employed, including for example, real time PCR. *See, e.g., Livak et al., PCR Methods and Applications*, 1995, 4:357-362; U.S. Patent Nos. 5,538,848 and 5,723,591; Applied Biosystems User Bulletin No. 2, "Relative Quantitation of Gene Expression," P/N 4303859; and Applied Biosystems User Bulletin No. 5, "Multiplex PCR with TAQMAN® VIC probes," P/N 4306236; each of which is herein incorporated by reference.

Thus, in specific aspects of the invention, a method of detecting the presence of soybean event SYHT04R or progeny thereof in a biological sample is provided. The method comprises (a) extracting a DNA sample from the biological sample; (b) providing a pair of DNA primer molecules (*e.g., any combination of SEQ ID NOs: 13-20 and/or useful fragments of SEQ ID NO: 10 or the complement thereof, wherein the combination amplifies a event SYHT04R specific region*), including, but not limited to (i) primers comprising the sequences of SEQ ID NO: 13 and SEQ ID NO: 14, (ii) primers comprising the sequences of SEQ ID NO: 15 and SEQ ID NO:

16, (iii) primers comprising the sequences of SEQ ID NO: 17 and SEQ ID NO: 18, and (iv) primers comprising the sequences of SEQ ID NO: 19 and SEQ ID NO: 20; (c) providing DNA amplification reaction conditions; (d) performing the DNA amplification reaction, thereby producing a DNA amplicon molecule; and (e) detecting the DNA amplicon molecule, wherein the detection of the DNA amplicon molecule in the DNA amplification reaction indicates the presence of soybean event SYHT04R. In order for a nucleic acid molecule to serve as a primer or probe it needs only be sufficiently complementary in sequence to be able to form a stable double-stranded structure under the particular solvent and salt concentrations employed.

In hybridization techniques, all or part of a polynucleotide that selectively hybridizes to a target polynucleotide having a SYHT04R specific event is employed. By “stringent conditions” or “stringent hybridization conditions” when referring to a polynucleotide probe conditions under which a probe will hybridize to its target sequence to a detectably greater degree than to other sequences (*e.g.*, at least 2-fold over background) are intended. Regarding the amplification of a target polynucleotide (*e.g.*, by PCR) using a particular amplification primer pair, “stringent conditions” are conditions that permit the primer pair to hybridize to the target polynucleotide to which a primer having the corresponding wild type. Stringent conditions are sequence-dependent and will be different in different circumstances. By controlling the stringency of the hybridization and/or washing conditions, target sequences that are 100% complementary to the probe can be identified (homologous probing). Alternatively, stringency conditions can be adjusted to allow some mismatching in sequences so that lower degrees of identity are detected (heterologous probing). Generally, a probe is less than about 1000 nucleotides in length or less than 500 nucleotides in length.

As used herein, a substantially identical or complementary sequence is a polynucleotide that will specifically hybridize to the complement of the nucleic acid molecule to which it is being compared under high stringency conditions. Appropriate stringency conditions which promote DNA hybridization, for example, 6X sodium chloride/sodium citrate (SSC) at about 45° C, followed by a wash of 2XSSC at 50° C, are known to those skilled in the art or can be found in Ausebel *et al.* (eds.), Current Protocols in Molecular Biology, 1989, John Wiley & Sons, NY, 6.3.1-6.3.6. Typically, stringent conditions for hybridization and detection will be those in which the salt concentration is less than about 1.5 M Na⁺ ion, typically about 0.01 to 1.0 M Na⁺ ion concentration (or other salts) at pH 7.0 to 8.3 and the temperature is at least about 30°C for

short probes (*e.g.*, 10 to 50 nucleotides) and at least about 60°C for long probes (*e.g.*, greater than 50 nucleotides). Stringent conditions may be achieved with the addition of destabilizing agents such as formamide. Exemplary low stringency conditions include hybridization with a buffer solution of 30 to 35% formamide, 1 M NaCl, 1% SDS (sodium dodecyl sulphate) at 37°C, and a wash in IX to 2X SSC (20X SSC = 3.0 M NaCl/0.3 M trisodium citrate) at 50 to 55°C. Exemplary moderate stringency conditions include hybridization in 40 to 45% formamide, 1.0 M NaCl, 1% SDS at 37°C, and a wash in 0.5X to IX SSC at 55 to 60°C. Exemplary high stringency conditions include hybridization in 50% formamide, 1 M NaCl, 1% SDS at 37°C, and a wash in 0.1X SSC at 60 to 65°C. Optionally, wash buffers may comprise about 0.1% to about 1% SDS. Duration of hybridization is generally less than about 24 hours, usually about 4 to about 12 hours. The duration of the wash time will be at least a length of time sufficient to reach equilibrium.

In hybridization reactions, specificity is typically the function of post- hybridization washes, the critical factors being the ionic strength and temperature of the final wash solution. For DNA-DNA hybrids, the T_m can be approximated from the equation of Meinkoth & Wahl, *Anal. Biochem.*, 1984, 138:267-284: $T_m = 81.5^\circ\text{C} + 16.6 (\log M) + 0.41 (\%GC) - 0.61 (\% \text{ form}) - 500/L$; where M is the molarity of monovalent cations, %GC is the percentage of guanosine and cytosine nucleotides in the DNA, % form is the percentage of formamide in the hybridization solution, and L is the length of the hybrid in base pairs. The T_m is the temperature (under defined ionic strength and pH) at which 50% of a complementary target sequence hybridizes to a perfectly matched probe. T_m is reduced by about 1°C for each 1% of mismatching; thus, T_m , hybridization, and/or wash conditions can be adjusted to hybridize to sequences of the desired identity. For example, if sequences with >90% identity are sought, the T_m can be decreased 10°C. Generally, stringent conditions are selected to be about 5°C lower than the thermal melting point (T_m) for the specific sequence and its complement at a defined ionic strength and pH. However, severely stringent conditions can utilize a hybridization and/or wash at 1, 2, 3, or 4°C lower than the thermal melting point (T_m); moderately stringent conditions can utilize a hybridization and/or wash at 6, 7, 8, 9, or 10°C lower than the thermal melting point (T_m); low stringency conditions can utilize a hybridization and/or wash at 11, 12, 13, 14, 15, or 20°C lower than the thermal melting point (T_m). Using the equation, hybridization and wash compositions, and desired T_m , those of ordinary skill will understand that variations in

the stringency of hybridization and/or wash solutions are inherently described. If the desired degree of mismatching results in a T_m of less than 45°C (aqueous solution) or 32°C (formamide solution), it is optimal to increase the SSC concentration so that a higher temperature can be used. An extensive guide to the hybridization of nucleic acids is found in Tijssen, Laboratory
5 Techniques in Biochemistry and Molecular Biology, 1993, Part I, Chapter 2, Elsevier, NY; Ausubel *et al.* (eds.), Current Protocols in Molecular Biology, 1995, Chapter 2, Greene Publishing and Wiley-Interscience, NY; Sambrook *et al.* (eds.), Molecular Cloning: A Laboratory Manual, 2nd ed., 1989, Cold Spring Harbor Laboratory Press, Plainview, NY) and Haymes *et al.*, In: Nucleic Acid Hybridization, a Practical Approach, 1985, IRL Press,
10 Washington, DC.

A polynucleotide is said to be the “complement” of another polynucleotide if they exhibit complementarity. As used herein, molecules are said to exhibit “complete complementarity” when every nucleotide of one of the polynucleotide molecules is complementary to a nucleotide of the other. Two molecules are said to be “minimally complementary” if they can hybridize to
15 one another with sufficient stability to permit them to remain annealed to one another under at least conventional “low-stringency” conditions. Similarly, the molecules are said to be “complementary” if they can hybridize to one another with sufficient stability to permit them to remain annealed to one another under conventional “high-stringency” conditions.

Further provided are methods of detecting the presence of DNA corresponding to event
20 SYHT04R in a sample. In one aspect of the invention, the method comprises (a) contacting the biological sample with a polynucleotide probe that hybridizes under stringent hybridization conditions with DNA from soybean event SYHT04R and specifically detects event SYHT04R; (b) subjecting the sample and probe to stringent hybridization conditions; and (c) detecting hybridization of the probe to the DNA, wherein detection of hybridization indicates the presence
25 of event SYHT04R. In one aspect of the invention, the DNA is digested with appropriate enzymes are preformed prior to the hybridization event.

Various method can be used to detect the SYHT04R specific region or amplicon thereof, including, but not limited to, Genetic Bit Analysis (Nikiforov *et al.*, *Nucleic Acid Res.*, 1994, 22: 4167-4175). In one method, a DNA oligonucleotide is designed which overlaps both the
30 adjacent flanking DNA sequence and the inserted DNA sequence. In other aspects of the invention, DNA oligos are designed to allow for a SYHT04R specific amplicon. The

oligonucleotide is immobilized in wells of a microwell plate. Following PCR of the region of interest a single-stranded PCR product can be hybridized to the immobilized oligonucleotide and serve as a template for a single base extension reaction using a DNA polymerase and labeled ddNTPs specific for the expected next base. Readout may be fluorescent or ELISA-based. A signal indicates presence of the insert/flanking sequence due to successful amplification, hybridization, and single base extension.

Another detection method is the Pyrosequencing technique as described by Winge, *Innov. Pharma. Tech.*, 2000, 00:18-24). In this method, an oligonucleotide is designed that overlaps the adjacent DNA and insert DNA junction or a pair of oligos are employed that can amplify a SYHT04R specific region. The oligonucleotide is hybridized to a single-stranded PCR product from the region of interest (one primer in the inserted sequence and one in the flanking sequence) and incubated in the presence of a DNA polymerase, ATP, sulfurylase, luciferase, apyrase, adenosine 5' phosphosulfate and luciferin. dNTPs are added individually and the incorporation results in a light signal which is measured. A light signal indicates the presence of the transgene insert/flanking sequence due to successful amplification, hybridization, and single or multi-base extension.

Fluorescence Polarization as described by Chen *et al.*, *Genome Res.*, 1999, 9: 492-498) is a method that can be used to detect an amplicon of the invention. Using this method, an oligonucleotide is designed which overlaps the flanking and inserted DNA junction or a pair of oligos are employed that can amplify a SYHT04R specific region. The oligonucleotide is hybridized to a single-stranded PCR product from the region of interest (one primer in the inserted DNA and one in the flanking DNA sequence) and incubated in the presence of a DNA polymerase and a fluorescent-labeled ddNTP. Single base extension results in incorporation of the ddNTP. Incorporation can be measured as a change in polarization using a fluorometer. A change in polarization indicates the presence of the transgene insert/flanking sequence due to successful amplification, hybridization, and single base extension.

TAQMAN® (PE Applied Biosystems, Foster City, CA) is described as a method of detecting and quantifying the presence of a DNA sequence and is fully understood in the instructions provided by the manufacturer. Briefly, a FRET oligonucleotide probe is designed which overlaps the flanking and insert DNA junction or a pair of oligos are employed that can amplify a SYHT04R specific region. The FRET probe and PCR primers (one primer in the

insert DNA sequence and one in the flanking genomic sequence) are cycled in the presence of a thermostable polymerase and dNTPs. Hybridization of the FRET probe results in cleavage and release of the fluorescent moiety away from the quenching moiety on the FRET probe. A fluorescent signal indicates the presence of the flanking/transgene insert sequence due to successful amplification and hybridization.

Molecular Beacons have been described for use in sequence detection as described in Tyangi *et al.*, *Nature Biotech.*, 1996, 14: 303-308). Briefly, a FRET oligonucleotide probe is designed that overlaps the flanking and insert DNA junction, or a pair of oligos are employed that can amplify a SYHT04R specific region. The unique structure of the FRET probe results in it containing secondary structure that keeps the fluorescent and quenching moieties in close proximity. The FRET probe and PCR primers (one primer in the insert DNA sequence and one in the flanking sequence) are cycled in the presence of a thermostable polymerase and dNTPs. Following successful PCR amplification, hybridization of the FRET probe to the target sequence results in the removal of the probe secondary structure and spatial separation of the fluorescent and quenching moieties. A fluorescent signal results. A fluorescent signal indicates the presence of the flanking/trans gene insert sequence due to successful amplification and hybridization.

A hybridization reaction using a probe specific to a sequence found within the amplicon is yet another method used to detect the amplicon produced by a PCR reaction.

As used herein, "kit" refers to a set of reagents for the purpose of performing the method aspects of the invention, more particularly, the identification and/or the detection of event SYHT04R in biological samples. The kit can be used, and its components can be specifically adjusted, for purposes of quality control (*e.g.* purity of seed lots), detection of event SYHT04R in plant material, or material comprising or derived from plant material, such as but not limited to food or feed products.

In specific aspects of the invention, a kit for identifying event SYHT04R in a biological sample is provided. The kit comprises a first and a second primer, wherein the first and second primer amplify a polynucleotide comprising a SYHT04R specific region. In further aspects of the invention, the kit comprises a polynucleotide for the detection of the SYHT04R specific region. The kit can comprise, for example, a first primer comprising a fragment of a polynucleotide of SEQ ID NO: 10 or the complement thereof, wherein the first or the second primer shares sufficient sequence homology or complementarity to the polynucleotide to amplify

a SYHT04R specific region. For example, the primer pair can comprise a fragment of SEQ ID NO: 11 and a fragment of SEQ ID NO: 12 or the complement thereof. In still further aspects of the invention, the first and the second primer can comprise any one or any combination of the sequences set forth in SEQ ID NOs: 13-20. The primers can be of any length sufficient to
5 amplify a SYHT04R region including, for example, at least 6, 7, 8, 9, 10, 15, 20, 15, or 30 or about 7-10, 10-15, 15-20, 20-25, 25-30, 30-35, 35-40, 40-45 nucleotides or longer. In some aspects of the invention the first and the second primer are SEQ ID NO: 13 and SEQ ID NO: 14, respectively; SEQ ID NO: 15 and SEQ ID NO: 16, respectively; SEQ ID NO: 17 and SEQ ID NO: 18, respectively; or SEQ ID NO: 19 and SEQ ID NO: 20, respectively. For example, the
10 above-noted primer pairs can be used to amplify (a) a sequence spanning the 5' junction of soybean genomic DNA and the inserted heterologous sequence containing the *Avena* HPPD sequence (SEQ ID NO:s 13-14 and SEQ ID NOs: 15-16); (b) a sequence spanning the 3' junction of soybean genomic DNA and the inserted heterologous sequence containing the *Avena* HPPD sequence (SEQ ID NOs: 17-18); and (c) the complete inserted heterologous sequence
15 containing the *Avena* HPPD sequence with flanking soybean genomic DNA at both 5' and 3' ends (SEQ ID NOs: 19-20).

Further provided are DNA detection kits comprising at least one polynucleotide that can specifically detect a SYHT04R specific region, wherein the polynucleotide comprises at least one DNA molecule of a sufficient length of contiguous nucleotides homologous or
20 complementary to SEQ ID NO: 10. In specific aspects of the invention, the DNA detection kit comprises a polynucleotide of any one of SEQ ID NOs: 11-12, or fragment thereof, or a sequence which hybridizes to any one of SEQ IDNOs: 11-12, or fragment thereof.

Any of the polynucleotides and fragments and variants thereof employed in the methods and compositions can share sequence identity to a region of the transgene insert of event
25 SYHT04R, a junction sequence of event SYHT04R or a flanking sequence of event SYHT04R. Methods to determine the relationship of various sequences are known. As used herein, "reference sequence" is a defined sequence used as a basis for sequence comparison. A reference sequence may be a subset or the entirety of a specified sequence; for example, as a segment of a full-length cDNA or gene sequence, or the complete cDNA or gene sequence. As
30 used herein, "comparison window" makes reference to a contiguous and specified segment of a polynucleotide sequence, wherein the polynucleotide sequence in the comparison window may

comprise additions or deletions (*i.e.*, gaps) compared to the reference sequence (which does not comprise additions or deletions) for optimal alignment of the two polynucleotides. Generally, the comparison window is at least 20 contiguous nucleotides in length, and optionally can be 30, 40, 50, 100, or longer. Those of skill in the art understand that to avoid a high similarity to a reference sequence due to inclusion of gaps in the polynucleotide sequence a gap penalty is typically introduced and is subtracted from the number of matches.

Methods of alignment of sequences for comparison are well known in the art. Thus, the determination of percent sequence identity between any two sequences can be accomplished using a mathematical algorithm. Non-limiting examples of such mathematical algorithms are the algorithm of Myers & Miller, *CABIOS*, 1988, 4:11- 17; the local alignment algorithm of Smith *et al.*, *Adv. Appl. Math.*, 1981, 2:482; the global alignment algorithm of Needleman & Wunsch, *J. Mol. Biol.*, 1970, 48:443- 453; the search-for-local alignment method of Pearson & Lipman, *Proc. Natl. Acad. Sci. U.S.A.*, 1988, 85:2444-2448; the algorithm of Karlin & Altschul, *Proc. Natl. Acad. Sci. U.S.A.*, 1990, 87:2264, modified as in Karlin & Altschul, *Proc. Natl. Acad. Sci. U.S.A.*, 1993, 90:5873-5877.

Computer implementations of these mathematical algorithms can be utilized for comparison of sequences to determine sequence identity. Such implementations include, but are not limited to: CLUSTAL in the PC/Gene program (available from Intelligenetics, Mountain View, CA); the ALIGN program (Version 2.0) and GAP, BESTFIT, BLAST, FASTA, and TFASTA in the GCG Wisconsin Genetics Software Package, Version 10 (available from Accelrys Inc., 9685 Scranton Road, San Diego, CA). Alignments using these programs can be performed using the default parameters. The CLUSTAL program is well described by Higgins *et al.*, *Gene*, 1988, 73:237-244; Higgins *et al.*, *C45/OS*, 1989, 5:151-153; Corpet *et al.*, *Nucleic Acids Res.*, 1988, 16:10881-90; Huang *et al.*, *CABIOS*, 1992, 8:155-65; and Pearson *et al.*, *Meth. Mol. Biol.*, 1994, 24:307-331. The ALIGN program is based on the algorithm of Myers & Miller, *CABIOS*, 1988, 4:11- 17. A PAM120 weight residue table, a gap length penalty of 12, and a gap penalty of 4 can be used with the ALIGN program when comparing amino acid sequences. The BLAST programs of Altschul *et al.*, *J. Mol. Biol.*, 1990, 215:403 are based on the algorithm of Karlin & Altschul, *Proc. Natl. Acad. Sci. U.S.A.*, 1993, 90:5873-5877. BLAST nucleotide searches can be performed with the BLASTN program, score = 100, wordlength = 12, to obtain nucleotide sequences homologous to a nucleotide sequence encoding a protein. BLAST protein

searches can be performed with the BLASTX program, score = 50, wordlength = 3, to obtain amino acid sequences homologous to a protein or polypeptide. To obtain gapped alignments for comparison purposes, Gapped BLAST (in BLAST 2.0) can be utilized as described in Altschul *et al.*, *Nucleic Acids Res.*, 1997, 25:3389. Alternatively, PSI-BLAST (in BLAST 2.0) can be used to perform an iterated search that detects distant relationships between molecules. *See* Altschul *et al.*, *Nucleic Acids Res.*, 1997, 25:3389. When utilizing BLAST, Gapped BLAST, PSI-BLAST, the default parameters of the respective programs (*e.g.*, BLASTN for nucleotide sequences, BLASTX for proteins) can be used. Alignment may be performed manually by inspection.

10 Unless otherwise stated, sequence identity/similarity values provided herein refer to the value obtained using GAP Version 10 using the following parameters: % identity and % similarity for a nucleotide sequence using GAP Weight of 50 and Length Weight of 3, and the nwsgapdna.cmp scoring matrix; % identity and % similarity for an amino acid sequence using GAP Weight of 8 and Length Weight of 2, and the BLOSUM62 scoring matrix; or any
15 equivalent program thereof. By “equivalent program” any sequence comparison program that, for any two sequences in question, generates an alignment having identical nucleotide or amino acid residue matches and an identical percent sequence identity when compared to the corresponding alignment generated by GAP Version 10 is intended.

GAP uses the algorithm of Needleman & Wunsch, *J. Mol. Biol.*, 1970, 48:443-453, to
20 find the alignment of two complete sequences that maximizes the number of matches and minimizes the number of gaps. GAP considers all possible alignments and gap positions and creates the alignment with the largest number of matched bases and the fewest gaps. It allows for the provision of a gap creation penalty and a gap extension penalty in units of matched bases. GAP must make a profit of gap creation penalty number of matches for each gap it inserts. If a
25 gap extension penalty greater than zero is chosen, GAP must, in addition, make a profit for each gap inserted of the length of the gap times the gap extension penalty. Default gap creation penalty values and gap extension penalty values in Version 10 of the GCG Wisconsin Genetics Software Package for protein sequences are 8 and 2, respectively. For nucleotide sequences the default gap creation penalty is 50 while the default gap extension penalty is 3. The gap creation
30 and gap extension penalties can be expressed as an integer selected from the group of integers

consisting of from 0 to 200. Thus, for example, the gap creation and gap extension penalties can be 0, 1, 2, 3, 4, 5, 6, 7, 8, 9, 10, 15, 20, 25, 30, 35, 40, 45, 50, 55, 60, 65, or greater.

GAP presents one member of the family of best alignments. There may be many members of this family, but no other member has a better quality. GAP displays four figures of merit for alignments: Quality, Ratio, Identity, and Similarity. The Quality is the metric maximized in order to align the sequences. Ratio is the Quality divided by the number of bases in the shorter segment. Percent Identity is the percent of the symbols that actually match. Percent Similarity is the percent of the symbols that are similar. Symbols that are across from gaps are ignored. A similarity is scored when the scoring matrix value for a pair of symbols is greater than or equal to 0.50, the similarity threshold. The scoring matrix used in Version 10 of the GCG Wisconsin Genetics Software Package is BLOSUM62 (*see* Henikoff & Henikoff, *Proc. Natl. Acad. Sci. U.S.A.*, 1989, 89:10915).

As used herein, "sequence identity" or "identity" in the context of two polynucleotides or polypeptide sequences makes reference to the residues in the two sequences that are the same when aligned for maximum correspondence over a specified comparison window. When percentage of sequence identity is used in reference to proteins it is recognized that residue positions which are not identical often differ by conservative amino acid substitutions, where amino acid residues are substituted for other amino acid residues with similar chemical properties (*e.g.*, charge or hydrophobicity) and therefore do not change the functional properties of the molecule. When sequences differ in conservative substitutions, the percent sequence identity may be adjusted upwards to correct for the conservative nature of the substitution. Sequences that differ by such conservative substitutions are said to have "sequence similarity" or "similarity." Means for making this adjustment are well known to those of skill in the art. Typically this involves scoring a conservative substitution as a partial rather than a full mismatch, thereby increasing the percentage sequence identity. Thus, for example, where an identical amino acid is given a score of 1 and a non-conservative substitution is given a score of zero, a conservative substitution is given a score between zero and 1. The scoring of conservative substitutions is calculated, *e.g.*, as implemented in the program PC/GENE (Intelligenetics, Mountain View, CA).

As used herein, "percentage of sequence identity" means the value determined by comparing two optimally aligned sequences over a comparison window, wherein the portion of

the polynucleotide sequence in the comparison window may comprise additions or deletions (*i.e.*, gaps) as compared to the reference sequence (which does not comprise additions or deletions) for optimal alignment of the two sequences. The percentage is calculated by determining the number of positions at which the identical nucleic acid base or amino acid residue occurs in both sequences to yield the number of matched positions, dividing the number of matched positions by the total number of positions in the window of comparison, and multiplying the result by 100 to yield the percentage of sequence identity.

The present invention further provides a method of selectively controlling weeds at a location (*i.e.* an area of cultivation) comprising crop plants and weeds, wherein the crop plants comprise SYHT04R, wherein the method comprises application to the location of a weed controlling amount of a herbicidal composition comprising one or more HPPD inhibiting herbicides.

The term “controlling,” and derivations thereof, for example, as in “controlling weeds” refers to one or more of inhibiting the growth, germination, reproduction, and/or proliferation of; and/or killing, removing, destroying, or otherwise diminishing the occurrence and/or activity of a weed.

As used herein, an “area of cultivation” or “location” comprises any region in which one desires to grow a plant. Such areas of cultivations include, but are not limited to, a field in which a plant is cultivated (such as a crop field, a sod field, a tree field, a managed forest, a field for culturing fruits and vegetables, *etc.*), a greenhouse, a growth chamber, *etc.*

The methods comprise planting the area of cultivation with the soybean SYHT04R seeds or plants, and in specific aspects of the invention, applying to the crop, seed, weed or area of cultivation thereof a weed controlling amount of an herbicide of interest. It is recognized that the herbicide can be applied before or after the crop is planted in the area of cultivation. Such herbicide applications can include an application of an HPPD inhibitor, either alone or in combination with other herbicides that are tolerated by the crop. The skilled person will appreciate that the weed controlling amount will vary, for example, depending on the type and timing of application of the herbicide(s) – but equates to an amount which provides desirable levels of weed control whilst causing little, if any, damage to the crop. For an HPPD inhibiting herbicide, the amount will be typically between 15 to 500 gai/ha.

In another aspect of the invention, the herbicidal composition comprises at least two HPPD inhibitors. The HPPD inhibitors can be applied at any effective rate that selectively controls weeds and does not significantly damage the crop.

In a particular aspect of the invention, the HPPD inhibitor is selected from the group comprising of benzobicyclon, bicyclopyrone, mesotrione, sulcotrione, tefuryltrione, tembotrione, ketospiradox or the free acid thereof, benzofenap, pyrasulfotole, pyrazolynate, pyrazoxyfen, topramezone, [2-chloro-3-(2-methoxyethoxy)-4-(methylsulfonyl)phenyl](1-ethyl-5-hydroxy-1*H*-pyrazol-4-yl)-methanone, (2,3-dihydro-3,3,4-trimethyl-1,1-dioxidobenzo[*b*]thien-5-yl)(5-hydroxy-1-methyl-1*H*-pyrazol-4-yl)-methanone, isoxachlortole, isoxaflutole, α -(cyclopropylcarbonyl)-2-(methylsulfonyl)- β -oxo-4-chloro-benzenepropanenitrile, and α -(cyclopropylcarbonyl)-2-(methylsulfonyl)- β -oxo-4-(trifluoromethyl)-benzenepropanenitrile or an agriculturally acceptable salt thereof. In a particularly preferred embodiment the HPPD inhibitor is mesotrione. In a particularly preferred embodiment the HPPD inhibitor is tembotrione. In a particularly preferred embodiment the HPPD inhibitor is bicyclopyrone. In a particularly preferred embodiment the HPPD inhibitor is isoxaflutole. In a particularly preferred embodiment the HPPD inhibitor is pyrasulfatole. In a particularly preferred embodiment the HPPD inhibitor is topramezone.

Soybean plants comprising event SYHT04R may further comprise one or more additional polynucleotide region(s) which encode polypeptide(s) which impart tolerance to one or more additional herbicides, insects, fungal, bacterial and/or viral infections. Examples of polypeptide(s) which impart tolerance to herbicides include, for example, glyphosate tolerant 5-enol-pyruvylshikimate-3-phosphate synthase (EPSPS) (for example as disclosed in U.S. Patent Nos. 5,804,425 and 6,566,587), glyphosate N-acetyl transferase (GAT) (for example as disclosed in WO02/036782), herbicide tolerant 4-hydroxypyruvyl-dioxygenase (HPPD) (for example as disclosed in WO02/46387), phosphinothricin acetyl transferase (PAT) (for example as disclosed in US 5,273,894), cytochrome P450 (for example as disclosed in PCT International Publication No. WO 07/103567), glutathione S-transferase (GST) (for example as disclosed in PCT International Publication No. WO 01/21770), herbicide tolerant acetyl-COA-carboxylase (ACCase), herbicide tolerant acetolactate synthase (ALS) (for example as disclosed in U.S. Patent No. 5,013,659), herbicide tolerant protoporphyrinogen oxidase (PPGO) (for example as

disclosed in PCT International Publication No. WO 95/34659), bromoxynil nitrilase (for example, as disclosed in PCT International Publication No. WO 89/00193), herbicide tolerant phytoene desaturase (for example as disclosed in European Published Application No. 0393690), aryloxyalkanoate dioxygenase (for example as disclosed in PCT International Publication Nos. 5 WO 2005/107437 and WO 2007/053482) and dicamba degrading enzymes (for example as disclosed in PCT International Publication No. WO 98/45424); including known mutagenised or otherwise modified variants of these polypeptides.

Accordingly, an herbicidal composition applied to the location may further comprise one or more additional pesticides that the soybean plant comprising the event SYHT04R is tolerant 10 to, for example a nematicide, an insecticide, a fungicide and/or an herbicide. Examples of suitable pesticides are listed in Tomlin, C.D.S. (ed.), The Pesticide Manual, 14th ed., 2006. For example the pesticide may be one or more pesticides selected from the following classes of insecticidally, acaricidally, nematicidally, or molluscicidally active ingredients:

Alanycarb, Aldicarb, Bendiocarb, Benfuracarb, Butocarboxim, Butoxycarboxim, Carbaryl, 15 Carbofuran, Carbosulfan, Ethiofencarb, Fenobucarb, Formetanate, Furathiocarb, Isoprocarb, Methiocarb, Methomyl, Metolcarb, Oxamyl, Pirimicarb, Propoxur, Thiodicarb, Thiofanox, Triazamate, Trimethacarb, XMC, Xyllycarb; Acephate, Azamethiphos, Azinphos-ethyl, Azinphos-methyl, Cadusafos, Chlorethoxyfos, Chlorfenvinphos, Chlormephos, Chlorpyrifos, Chlorpyrifos-methyl, Coumaphos, Cyanophos, Demeton-S-methyl, Diazinon, 20 Dichlorvos/DDVP, Dicrotophos, Dimethoate, Dimethylvinphos, Disulfoton, EPN, Ethion, Ethoprophos, Famphur, Fenamiphos, Fenitrothion, Fenthion, Fosthiazate, Heptenophos, Imicyafos, Isufenphos, Isopropyl O-(methoxyaminothio-phosphoryl) salicylate, Isoxathion, Malathion, Mecarbam, Methamidophos, Methidathion, Mevinphos, Monocrotophos, Naled, Omethoate, Oxydemeton-methyl, Parathion, Parathion-methyl, Phenthoate, Phorate, Phosalone, 25 Phosmet, Phosphamidon, Phoxim, Pirimiphos-methyl, Profenofos, Propetamphos, Prothiofos, Pyraclofos, Pyridaphenthion, Quinalphos, Sulfotep, Tebupirimfos, Temephos, Terbufos, Tetrachlorvinphos, Thiometon, Triazophos, Triclorfon, Vamidothion, cyclodiene organochlorines, Chlordane, Endosulfan; Ethiprole, Fipronil, Acrinathrin, Allethrin, d-cis-trans Allethrin, d-trans Allethrin, Bifenthrin, Bioallethrin, Bioallethrin S-cyclopentenyl isomer, 30 Bioresmethrin, Cycloprothrin, Cyfluthrin, beta-Cyfluthrin, Cyhalothrin, lambda-Cyhalothrin,

gamma-Cyhalothrin, Cypermethrin, alpha-Cypermethrin, beta-Cypermethrin, theta-Cypermethrin, zeta-Cypermethrin, Cyphenothrin [(1R)-trans isomers], Deltamethrin, Empenthrin [(EZ)-(1R) isomers), Esfenvalerate, Etofenprox, Fenpropathrin, Fenvalerate, Flucythrinate, Flumethrin, tau-Fluvalinate, Halfenprox, Imiprothrin, Kadethrin, Permethrin, Phenothrin [(1R)-trans isomer), Prallethrin, Pyrethrine (pyrethrum), Resmethrin, Silafluofen, Tefluthrin, Tetramethrin, Tetramethrin [(1R) isomers)], Tralomethrin, Transfluthrin; DDT; Methoxychlor, Acetamiprid, Clothianidin, Dinotefuran, Imidacloprid, Nitenpyram, Thiacloprid, Thiamethoxam; Nicotine, Spinetoram, Spinosad, Abamectin, Emamectin benzoate, Lepimectin, Milbemectin, Hydroprene, Kinoprene, Methoprene; Fenoxycarb; Pyriproxyfen, Chloropicrin; Sulfuryl fluoride; Borax; Tartar emetic, Pymetrozine; Flonicamid, Clofentezine, Hexythiazox, Diflovidazin, Etoxazole. *Bacillus thuringiensis* subspecies *israelensis*, *Bacillus sphaericus*, *Bacillus thuringiensis* subspecies *aizawai*, *Bacillus thuringiensis* subspecies *kurstaki*, *Bacillus thuringiensis* subspecies *tenebrionis*, BT crop proteins: Cry1Ab, Cry1Ac, Cry1Fa, Cry2Ab, mCry3A, Cry3Ab, Cry3Bb, Cry34/35Ab1, Diafenthiuron, Azocyclotin, Cyhexatin, Fenbutatin oxide; Propargite, Tetradifon, Chlorfenapyr, DNOC, Sulfluramid, Bensultap, Cartap hydrochloride, Thiocyclam, Thiosultap-sodium, Bistrifluron, Chlorfluazuron, Diflubenzuron, Flucycloxuron, Flufenoxuron, Hexaflumuron, Lufenuron, Novaluron, Noviflumuron, Teflubenzuron, Triflumuron, Buprofezin, Cyromazine, Chromafenozide, Halofenozide, Methoxyfenozide, Tebufenozide, Amitraz, Hydramethylnon; Acequinocyl; Fluacrypyrim, Fenazaquin, Fenpyroximate, Pyrimidifen, Pyridaben, Tebufenpyrad, Tolfenpyrad, Rotenone (Derris), Indoxacarb; Metaflumizone, Spirodiclofen, Spiromesifen, Spirotetramat, Aluminium phosphide, Calcium phosphide, Phosphine, Zinc phosphide, Cyenopyrafen, Chlorantraniliprole, Flubendiamide, Amidoflumet, Azadirachtin, Benclonthiaz, Benzoximate, Bifenazate, Bromopropylate, Chinomethionat, Cryolite, Cyantraniliprole (Cyazypyr), Cyflumetofen, Dicofol, Diflovidazin, Fluensulfone, Flufenerim, Flufiprole, Fluopyram, Fufenozide, Imidaclothiz, Iprodione, Meperfluthrin, Pyridalyl, Pyrifluquinazon, Tetramethylfluthrin, Iodomethane; products based on *Bacillus firmus* (including but not limited to strain CNCM I-1582, such as, for example, VOTiVO™, BioNem); 3-bromo-N-{2-bromo-4-chloro-6-[(1-cyclopropylethyl)carbamoyl]phenyl}-1-(3-chloropyridin-2-yl)-1H-pyrazole-5-carboxamide (known from WO2005/077934), 4-[[[(6-bromopyridin-3-yl)methyl](2-fluoroethyl)amino]furan-2(5H)-one (known from WO2007/115644), 4-[[[(6-fluoropyridin-3-yl)methyl](2,2-

difluoroethyl)amino}furan-2(5H)-one (known from WO2007/115644), 4-{{(2-chloro-1,3-thiazol-5-yl)methyl}(2-fluoroethyl)amino}furan-2(5H)-one (known from WO2007/115644), 4-{{(6-chloropyridin-3-yl)methyl}(2-fluoroethyl)amino}furan-2(5H)-one (known from WO2007/115644), Flupyradifurone, 4-{{(6-chloro-5-fluoropyridin-3-yl)methyl}(methyl)amino}furan-2(5H)-one (known from WO2007/115643), 4-{{(5,6-dichloropyridin-3-yl)methyl}(2-fluoroethyl)amino}furan-2(5H)-one (known from WO2007/115646), 4-{{(6-chloro-5-fluoropyridin-3-yl)methyl}-(cyclopropyl)-amino}-furan-2(5H)-one (known from WO2007/115643), 4-{{(6-chloropyridin-3-yl)methyl}-(cyclopropyl)-amino}furan-2(5H)-one (known from EP-A-0 539 588), 4-{{(6-chloropyridin-3-yl)-methyl}(methyl)amino}furan-2(5H)-one (known from EP-A-0 539 588), {[1-(6-chloropyridin-3-yl)ethyl](methyl)oxido- λ^4 -sulfanylidene}cyanamide (known from WO2007/149134) and its diastereomers {[1-(6-chloropyridin-3-yl)ethyl](methyl)oxido- λ^4 -sulfanylidene}cyanamide (A) and {[1-(6-chloropyridin-3-yl)ethyl](methyl)oxido- λ^4 -sulfanylidene}cyanamide (B) (also known from WO2007/149134) as well as Sulfoxaflo and its diastereomers [(R)-methyl(oxido){(1R)-1-[6-(trifluoromethyl)pyridin-3-yl]ethyl}- λ^4 -sulfanylidene]cyanamide (A1) and [(S)-methyl(oxido){(1S)-1-[6-(trifluoromethyl)pyridin-3-yl]ethyl}- λ^4 -sulfanylidene]cyanamide (A2), referred to as group of diastereomers A (known from WO2010/074747, WO2010/074751), [(R)-methyl(oxido){(1S)-1-[6-(trifluoromethyl)pyridin-3-yl]ethyl}- λ^4 -sulfanylidene]cyanamide (B1) and [(S)-methyl(oxido){(1R)-1-[6-(trifluoromethyl)pyridin-3-yl]ethyl}- λ^4 -sulfanylidene]cyanamide (B2), referred to as group of diastereomers B (also known from WO2010/074747, WO2010/074751), and 11-(4-chloro-2,6-dimethylphenyl)-12-hydroxy-1,4-dioxo-9-azadispiro[4.2.4.2]tetradec-11-en-10-one (known from WO2006/089633), 3-(4'-fluoro-2,4-dimethylbiphenyl-3-yl)-4-hydroxy-8-oxa-1-azaspiro[4.5]dec-3-en-2-one (known from WO2008/067911), 1-{2-fluoro-4-methyl-5-[(2,2,2-trifluoroethyl)sulfinyl]phenyl}-3-(trifluoromethyl)-1H-1,2,4-triazol-5-amine (known from WO2006/043635), [(3S,4aR,12R,12aS,12bS)-3-[(cyclopropylcarbonyl)oxy]-6,12-dihydroxy-4,12b-dimethyl-11-oxo-9-(pyridin-3-yl)-1,3,4,4a,5,6,6a,12,12a,12b-decahydro-2H,11H-benzo[f]-pyrano[4,3-b]chromen-4-yl]methyl cyclopropanecarboxylate (known from WO2008/066153), 2-cyano-3-(difluoromethoxy)-N,N-dimethylbenzenesulfonamide (known from WO2006/056433), 2-cyano-3-(difluoromethoxy)-N-methylbenzenesulfonamide (known from WO2006/100288), 2-cyano-3-(difluoromethoxy)-N-ethylbenzenesulfonamide (known from WO2005/035486), 4-

(difluoromethoxy)-N-ethyl-N-methyl-1,2-benzothiazol-3-amine 1,1-dioxide (known from WO2007/057407), N-[1-(2,3-dimethylphenyl)-2-(3,5-dimethylphenyl)ethyl]-4,5-dihydro-1,3-thiazol-2-amine (known from WO2008/104503), {1'-[(2E)-3-(4-chlorophenyl)prop-2-en-1-yl]-5-fluorospiro[indole-3,4'-piperidin]-1(2H)-yl}(2-chloropyridin-4-yl)methanone (known from
5 WO2003/106457), 3-(2,5-dimethylphenyl)-4-hydroxy-8-methoxy-1,8-diazaspiro[4.5]dec-3-en-2-one (known from WO2009/049851), 3-(2,5-dimethylphenyl)-8-methoxy-2-oxo-1,8-diazaspiro[4.5]dec-3-en-4-yl ethyl carbonate (known from WO2009/049851), 4-(but-2-yn-1-yloxy)-6-(3,5-dimethylpiperidin-1-yl)-5-fluoropyrimidine (known from WO2004/099160),
10 (2,2,3,3,4,4,5,5-octafluoropentyl)(3,3,3-trifluoropropyl)malononitrile (known from WO2005/063094), (2,2,3,3,4,4,5,5-octafluoropentyl)(3,3,4,4,4-pentafluorobutyl)malononitrile (known from WO2005/063094), 8-[2-(cyclopropylmethoxy)-4-(trifluoromethyl)phenoxy]-3-[6-(trifluoromethyl)-pyridazin-3-yl]-3-azabicyclo[3.2.1]octane (known from WO2007/040280),
Flometoquin, PF1364 (CAS-Reg.No. 1204776-60-2) (known from JP2010/018586), 5-[5-(3,5-dichlorophenyl)-5-(trifluoromethyl)-4,5-dihydro-1,2-oxazol-3-yl]-2-(1H-1,2,4-triazol-1-
15 yl)benzotrile (known from WO2007/075459), 5-[5-(2-chloropyridin-4-yl)-5-(trifluoromethyl)-4,5-dihydro-1,2-oxazol-3-yl]-2-(1H-1,2,4-triazol-1-yl)benzotrile (known from
WO2007/075459), 4-[5-(3,5-dichlorophenyl)-5-(trifluoromethyl)-4,5-dihydro-1,2-oxazol-3-yl]-2-methyl-N-{2-oxo-2-[(2,2,2-trifluoroethyl)amino]-ethyl}benzamide (known from
WO2005/085216), 4-[[[(6-chloropyridin-3-yl)methyl]-(cyclopropyl)amino]-1,3-oxazol-2(5H)-
20 one, 4-[[[(6-chloropyridin-3-yl)methyl](2,2-difluoroethyl)-amino]-1,3-oxazol-2(5H)-one, 4-[[[(6-chloropyridin-3-yl)methyl](ethyl)amino]-1,3-oxazol-2(5H)-one, 4-[[[(6-chloropyridin-3-yl)methyl](methyl)amino]-1,3-oxazol-2(5H)-one (all known from WO2010/005692), NNI-0711
(known from WO2002/096882), 1-acetyl-N-[4-(1,1,1,3,3,3-hexafluoro-2-methoxypropan-2-yl)-3-isobutylphenyl]-N-isobutyryl-3,5-dimethyl-1H-pyrazole-4-carboxamide (known from
25 WO2002/096882), methyl 2-[2-([3-bromo-1-(3-chloropyridin-2-yl)-1H-pyrazol-5-yl]carbonyl)amino]-5-chloro-3-methylbenzoyl]-2-methylhydrazinecarboxylate (known from
WO2005/085216), methyl 2-[2-([3-bromo-1-(3-chloropyridin-2-yl)-1H-pyrazol-5-yl]carbonyl)amino]-5-cyano-3-methylbenzoyl]-2-ethylhydrazinecarboxylate (known from
WO2005/085216), methyl 2-[2-([3-bromo-1-(3-chloropyridin-2-yl)-1H-pyrazol-5-yl]carbonyl)-
30 amino]-5-cyano-3-methylbenzoyl]-2-methylhydrazinecarboxylate (known from
WO2005/085216), methyl 2-[3,5-dibromo-2-([3-bromo-1-(3-chloropyridin-2-yl)-1H-pyrazol-5-

yl]carbonyl}amino)-benzoyl]-1,2-diethylhydrazinecarboxylate (known from WO2005/085216), methyl 2-[3,5-dibromo-2-([3-bromo-1-(3-chloropyridin-2-yl)-1H-pyrazol-5-yl]carbonyl)-amino)benzoyl]-2-ethylhydrazine-carboxylate (known from WO2005/085216), (5RS,7RS;5RS,7SR)-1-(6-chloro-3-pyridylmethyl)-1,2,3,5,6,7-hexahydro-7-methyl-8-nitro-5-propoxyimidazo[1,2-a]pyridine (known from WO2007/101369), N-[2-(5-amino-1,3,4-thiadiazol-2-yl)-4-chloro-6-methylphenyl]-3-bromo-1-(3-chloro-pyridin-2-yl)-1H-pyrazole-5-carboxamide (known from CN102057925), and methyl 2-[3,5-dibromo-2-([3-bromo-1-(3-chloropyridin-2-yl)-1H-pyrazol-5-yl]carbonyl}amino)benzoyl]-2-ethyl-1-methylhydrazinecarboxylate (known from WO2011/049233).

10 For further example, the fungicide includes, but is not limited to, one or more fungicides selected from the following aldimorph, azaconazole, bitertanol, bromuconazole, cyproconazole, diclobutrazole, difenoconazole, diniconazole, diniconazole-M, dodemorph, dodemorph acetate, epoxiconazole, etaconazole, fenarimol, fenbuconazole, fenhexamid, fenpropidin, fenpropimorph, fluquinconazole, flurprimidol, flusilazole, flutriafol, furconazole, furconazole-cis, hexaconazole, imazalil, imazalil sulfate, imibenconazole, ipconazole, metconazole, myclobutanil, naftifine, 15 nuarimol, oxpoconazole, paclobutrazol, pefurazoate, penconazole, piperalin, prochloraz, propiconazole, prothioconazole, pyributicarb, pyrifenox, quinconazole, simeconazole, spiroxamine, tebuconazole, terbinafine, tetraconazole, triadimefon, triadimenol, tridemorph, triflumizole, triforine, triticonazole, uniconazole, uniconazole-p, viniconazole, voriconazole, 1-(4-chlorophenyl)-2-(1H-1,2,4-triazol-1-yl)cycloheptanol, methyl 1-(2,2-dimethyl-2,3-dihydro-1H-inden-1-yl)-1H-imidazole-5-carboxylate, N'-{5-(difluoromethyl)-2-methyl-4-[3-(trimethylsilyl)propoxy]phenyl}-N-ethyl-N-methylimidoforamide, N-ethyl-N-methyl-N'-{2-methyl-5-(trifluoromethyl)-4-[3-(trimethylsilyl)propoxy]phenyl}imidoforamide, O-[1-(4-methoxyphenoxy)-3,3-dimethylbutan-2-yl] 1H-imidazole-1-carbothioate, bixafen, boscalid, 25 carboxin, diflumetorim, fenfuram, fluopyram, flutolanil, fluxapyroxad, furametpyr, furmecyclox, isopyrazam (mixture of syn-epimeric racemate 1RS,4SR,9RS and anti-epimeric racemate 1RS,4SR,9SR), isopyrazam (anti-epimeric racemate 1RS,4SR,9SR), isopyrazam (anti-epimeric enantiomer 1R,4S,9S), isopyrazam (anti-epimeric enantiomer 1S,4R,9R), isopyrazam (syn epimeric racemate 1RS,4SR,9RS), isopyrazam (syn-epimeric enantiomer 1R,4S,9R), isopyrazam (syn-epimeric enantiomer 1S,4R,9S), mepronil, oxycarboxin, penflufen, penthiopyrad, sedaxane, 30

thifluzamide, 1-methyl-N-[2-(1,1,2,2-tetrafluoroethoxy)phenyl]-3-(trifluoromethyl)-1H-pyrazole-4-carboxamide, 3-(difluoromethyl)-1-methyl-N-[2-(1,1,2,2-tetrafluoroethoxy)phenyl]-1H-pyrazole-4-carboxamide, 3-(difluoromethyl)-N-[4-fluoro-2-(1,1,2,3,3,3-hexafluoropropoxy)phenyl]-1-methyl-1H-pyrazole-4-carboxamide, N-[1-(2,4-dichlorophenyl)-1-methoxypropan-2-yl]-3-(difluoromethyl)-1-methyl-1H-pyrazole-4-carboxamide, 5,8-difluoro-N-[2-(2-fluoro-4-{[4-(trifluoromethyl)pyridin-2-yl]oxy}phenyl)ethyl]quinazolin-4-amine, N-[9-(dichloromethylene)-1,2,3,4-tetrahydro-1,4-methanonaphthalen-5-yl]-3-(difluoromethyl)-1-methyl-1H-pyrazole-4-carboxamide, N-[(1S,4R)-9-(dichloromethylene)-1,2,3,4-tetrahydro-1,4-methanonaphthalen-5-yl]-3-(difluoromethyl)-1-methyl-1H-pyrazole-4-carboxamide, N-[(1R,4S)-9-(dichloromethylene)-1,2,3,4-tetrahydro-1,4-methanonaphthalen-5-yl]-3-(difluoromethyl)-1-methyl-1H-pyrazole-4-carboxamide, ametocradin, amisulbrom, azoxystrobin, cyazofamid, coumethoxystrobin, coumoxystrobin, dimoxystrobin, enestroburin, famoxadone, fenamidone, fenoxystrobin, fluoxastrobin, kresoxim-methyl, metominostrobin, orysastrobin, picoxystrobin, pyraclostrobin, pyrametostrobin, pyraoxystrobin, pyribencarb, triclopyricarb, trifloxystrobin, (2E)-2-(2-{[6-(3-chloro-2-methylphenoxy)-5-fluoropyrimidin-4-yl]oxy}phenyl)-2-(methoxyimino)-N-methylethanamide, (2E)-2-(methoxyimino)-N-methyl-2-(2-{{{(1E)-1-[3-(trifluoromethyl)phenyl]ethylidene}amino)oxy]methyl}phenyl)ethanamide, (2E)-2-(methoxyimino)-N-methyl-2-{2-[(E)-({1-[3-(trifluoromethyl)phenyl]ethoxy}imino)methyl]phenyl}ethanamide, (2E)-2-{2-[[{(1E)-1-(3-[[E)-1-fluoro-2-phenylethenyl]oxy]phenyl)ethylidene]amino}oxy]methyl]phenyl}-2-(methoxyimino)-N-methylethanamide, (2E)-2-{2-[[{(2E,3E)-4-(2,6-dichlorophenyl)but-3-en-2-ylidene]amino}oxy]methyl]phenyl}-2-(methoxyimino)-N-methylethanamide, 2-chloro-N-(1,1,3-trimethyl-2,3-dihydro-1H-inden-4-yl)pyridine-3-carboxamide, 5-methoxy-2-methyl-4-(2-[[{(1E)-1-[3-(trifluoromethyl)phenyl]ethylidene}amino)oxy]methyl]phenyl)-2,4-dihydro-3H-1,2,4-triazol-3-one, methyl (2E)-2-{2-[(cyclopropyl[(4-methoxyphenyl)imino]methyl)sulfanyl]methyl]phenyl}-3-methoxyprop-2-enoate, N-(3-ethyl-3,5,5-trimethylcyclohexyl)-3-(formylamino)-2-hydroxybenzamide, 2-{2-[(2,5-dimethylphenoxy)methyl]phenyl}-2-methoxy-N-methylacetamide, (2R)-2-{2-[(2,5-dimethylphenoxy)methyl]phenyl}-2-methoxy-N-methylacetamide, benomyl, carbendazim, chlorfenazole, diethofencarb, ethaboxam, fluopicolide, fuberidazole, pencycuron, thiabendazole, thiophanate-methyl, thiophanate, zoxamide, 5-chloro-7-(4-methylpiperidin-1-yl)-6-(2,4,6-

trifluorophenyl)[1,2,4]triazolo[1,5-a]pyrimidine, 3-chloro-5-(6-chloropyridin-3-yl)-6-methyl-4-
 (2,4,6-trifluorophenyl)pyridazine, bordeaux mixture, captafol, captan, chlorothalonil, copper
 hydroxide, copper naphthenate, copper oxide, copper oxychloride, copper(2+) sulfate,
 dichlofluanid, dithianon, dodine, dodine free base, ferbam, fluorofolpet, folpet, guazatine,
 5 guazatine acetate, iminoctadine, iminoctadine albesilate, iminoctadine triacetate, mancopper,
 mancozeb, maneb, metiram, metiram zinc, oxine-copper, propamidine, propineb, sulphur,
 sulphur preparations including calcium polysulphide, thiram, tolylfluanid, zineb, ziram,
 acibenzolar-S-methyl, isotianil, probenazole, tiadinil, andoprim, blasticidin-S, cyprodinil,
 kasugamycin, kasugamycin hydrochloride hydrate, mepanipyrim, pyrimethanil, 3-(5-fluoro-
 10 3,3,4,4-tetramethyl-3,4-dihydroisoquinolin-1-yl)quinoline, fentin acetate, fentin chloride, fentin
 hydroxide, silthiofam, benthiavalicarb, dimethomorph, flumorph, iprovalicarb, mandipropamid,
 polyoxins, polyoxorim, validamycin A, valifenalate, biphenyl, chloroneb, dicloran, edifenphos,
 etridiazole, iodocarb, iprobenfos, isoprothiolane, propamocarb, propamocarb hydrochloride,
 prothiocarb, pyrazophos, quintozene, tecnazene tolclofos-methyl, carpropamid, diclocymet,
 15 fenoxanil, phthalide, pyroquilon, tricyclazole, 2,2,2-trifluoroethyl {3-methyl-1-[(4-
 methylbenzoyl)amino]butan-2-yl}carbamate, benalaxyl, benalaxyl-M (kiralaxyl), bupirimate,
 clozylacon, dimethirimol, ethirimol, furalaxyl, hymexazol, metalaxyl, metalaxyl-M
 (mefenoxam), ofurace, oxadixyl, oxolinic acid, chlozolate, fenciclonil, fludioxonil, iprodione,
 procymidone, quinoxifen, vinclozolid, binapacryl, dinocap, ferimzone, fluazinam,
 20 meptyldinocap, benthiazole, bethoxazin, capsimycin, carvone, chinomethionat, pyriofenone
 (chlazafenone), cufraneb, cyflufenamid, cymoxanil, cyprosulfamide, dazomet, debacarb,
 dichlorophen, diclomezine, difenzoquat, difenzoquat methylsulphate, diphenylamine, ecomate,
 fenpyrazamine, flumetover, fluoroimide, flusulfamide, flutianil, fosetyl-aluminium, fosetyl-
 calcium, fosetyl-sodium, hexachlorobenzene, irumamycin, methasulfocarb, methyl
 25 isothiocyanate, metrafenone, mildiomyacin, natamycin, nickel dimethyldithiocarbamate, nitrothal-
 isopropyl, octhilinone, oxamocarb, oxyfenthiin, pentachlorophenol and salts, phenothrin,
 phosphorous acid and its salts, propamocarb-fosetilate, propanosine-sodium, proquinazid,
 pyrimorph, (2E)-3-(4-tert-butylphenyl)-3-(2-chloropyridin-4-yl)-1-(morpholin-4-yl)prop-2-en-1-
 one, (2Z)-3-(4-tert-butylphenyl)-3-(2-chloropyridin-4-yl)-1-(morpholin-4-yl)prop-2-en-1-one,
 30 pyrrolnitrine, tebufloquin, tecloftalam, tolmanide, triazoxide, trichlamide, zarilamid,
 (3S,6S,7R,8R)-8-benzyl-3-[(3-[(isobutyryloxy)methoxy]-4-methoxypyridin-2-

yl}carbonyl)amino]-6-methyl-4,9-dioxo-1,5-dioxonan-7-yl 2-methylpropanoate, 1-(4-{4-[(5R)-5-(2,6-difluorophenyl)-4,5-dihydro-1,2-oxazol-3-yl]-1,3-thiazol-2-yl}piperidin-1-yl)-2-[5-methyl-3-(trifluoromethyl)-1H-pyrazol-1-yl]ethanone, 1-(4-{4-[(5S)-5-(2,6-difluorophenyl)-4,5-dihydro-1,2-oxazol-3-yl]-1,3-thiazol-2-yl}piperidin-1-yl)-2-[5-methyl-3-(trifluoromethyl)-1H-pyrazol-1-yl]ethanone, 1-(4-{4-[5-(2,6-difluorophenyl)-4,5-dihydro-1,2-oxazol-3-yl]-1,3-thiazol-2-yl}piperidin-1-yl)-2-[5-methyl-3-(trifluoromethyl)-1H-pyrazol-1-yl]ethanone, 1-(4-methoxyphenoxy)-3,3-dimethylbutan-2-yl 1H-imidazole-1-carboxylate, 2,3,5,6-tetrachloro-4-(methylsulfonyl)pyridine, 2,3-dibutyl-6-chlorothieno[2,3-d]pyrimidin-4(3H)-one, 2,6-dimethyl-1H,5H-[1,4]dithiino[2,3-c:5,6-c']dipyrrole-1,3,5,7(2H,6H)-tetrone, 2-[5-methyl-3-(trifluoromethyl)-1H-pyrazol-1-yl]-1-(4-{4-[(5R)-5-phenyl-4,5-dihydro-1,2-oxazol-3-yl]-1,3-thiazol-2-yl}piperidin-1-yl)ethanone, 2-[5-methyl-3-(trifluoromethyl)-1H-pyrazol-1-yl]-1-(4-{4-[(5S)-5-phenyl-4,5-dihydro-1,2-oxazol-3-yl]-1,3-thiazol-2-yl}piperidin-1-yl)ethanone, 2-[5-methyl-3-(trifluoromethyl)-1H-pyrazol-1-yl]-1-{4-[4-(5-phenyl-4,5-dihydro-1,2-oxazol-3-yl)-1,3-thiazol-2-yl]piperidin-1-yl}ethanone, 2-butoxy-6-iodo-3-propyl-4H-chromen-4-one, 2-chloro-5-[2-chloro-1-(2,6-difluoro-4-methoxyphenyl)-4-methyl-1H-imidazol-5-yl]pyridine, 2-phenylphenol and salts, 3-(4,4,5-trifluoro-3,3-dimethyl-3,4-dihydroisoquinolin-1-yl)quinoline, 3,4,5-trichloropyridine-2,6-dicarbonitrile, 3-[5-(4-chlorophenyl)-2,3-dimethyl-1,2-oxazolidin-3-yl]pyridine, 3-chloro-5-(4-chlorophenyl)-4-(2,6-difluorophenyl)-6-methylpyridazine, 4-(4-chlorophenyl)-5-(2,6-difluorophenyl)-3,6-dimethylpyridazine, 5-amino-1,3,4-thiadiazole-2-thiol, 5-chloro-N'-phenyl-N'-(prop-2-yn-1-yl)thiophene-2-sulfonohydrazide, 5-fluoro-2-[(4-fluorobenzyl)oxy]pyrimidin-4-amine, 5-fluoro-2-[(4-methylbenzyl)oxy]pyrimidin-4-amine, 5-methyl-6-octyl[1,2,4]triazolo[1,5-a]pyrimidin-7-amine, ethyl (2Z)-3-amino-2-cyano-3-phenylprop-2-enoate, N'-(4-{[3-(4-chlorobenzyl)-1,2,4-thiadiazol-5-yl]oxy})-2,5-dimethylphenyl)-N-ethyl-N-methylimidoforamide, N-(4-chlorobenzyl)-3-[3-methoxy-4-(prop-2-yn-1-yloxy)phenyl]propanamide, N-[(4-chlorophenyl)(cyano)methyl]-3-[3-methoxy-4-(prop-2-yn-1-yloxy)phenyl]propanamide, N-[(5-bromo-3-chloropyridin-2-yl)methyl]-2,4-dichloropyridine-3-carboxamide, N-[1-(5-bromo-3-chloropyridin-2-yl)ethyl]-2,4-dichloropyridine-3-carboxamide, N-[1-(5-bromo-3-chloropyridin-2-yl)ethyl]-2-fluoro-4-iodopyridine-3-carboxamide, N-{(E)-[(cyclopropylmethoxy)imino][6-(difluoromethoxy)-2,3-difluorophenyl]-methyl}-2-phenylacetamide, N-{(Z)-[(cyclopropylmethoxy)imino][6-(difluoromethoxy)-2,3-difluorophenyl]methyl}-2-phenylacetamide, N'-{4-[(3-tert-butyl-4-cyano-1,2-thiazol-5-yl)oxy]-

2-chloro-5-methylphenyl}-N-ethyl-N-methylimidoforamide, N-methyl-2-(1-{[5-methyl-3-(trifluoromethyl)-1H-pyrazol-1-yl]acetyl}piperidin-4-yl)-N-(1,2,3,4-tetrahydronaphthalen-1-yl)-1,3-thiazole-4-carboxamide, N-methyl-2-(1-{[5-methyl-3-(trifluoromethyl)-1H-pyrazol-1-yl]acetyl}piperidin-4-yl)-N-[(1R)-1,2,3,4-tetrahydronaphthalen-1-yl]-1,3-thiazole-4-carboxamide, N-methyl-2-(1-{[5-methyl-3-(trifluoromethyl)-1H-pyrazol-1-yl]acetyl}piperidin-4-yl)-N-[(1S)-1,2,3,4-tetrahydronaphthalen-1-yl]-1,3-thiazole-4-carboxamide, pentyl {6-[[[(1-methyl-1H-tetrazol-5-yl)(phenyl)methylidene]amino]oxy)methyl]pyridin-2-yl} carbamate, phenazine-1-carboxylic acid, quinolin-8-ol, quinolin-8-ol sulfate (2:1), tert-butyl {6-[[[(1-methyl-1H-tetrazol-5-yl)(phenyl)methylene]amino]oxy)methyl]pyridin-2-yl} carbamate, 1-methyl-3-(trifluoromethyl)-N-[2'-(trifluoromethyl)biphenyl-2-yl]-1H-pyrazole-4-carboxamide, N-(4'-chlorobiphenyl-2-yl)-3-(difluoromethyl)-1-methyl-1H-pyrazole-4-carboxamide, N-(2',4'-dichlorobiphenyl-2-yl)-3-(difluoromethyl)-1-methyl-1H-pyrazole-4-carboxamide, 3-(difluoromethyl)-1-methyl-N-[4'-(trifluoromethyl)biphenyl-2-yl]-1H-pyrazole-4-carboxamide, N-(2',5'-difluorobiphenyl-2-yl)-1-methyl-3-(trifluoromethyl)-1H-pyrazole-4-carboxamide, 3-(difluoromethyl)-1-methyl-N-[4'-(prop-1-yn-1-yl)biphenyl-2-yl]-1H-pyrazole-4-carboxamide, 5-fluoro-1,3-dimethyl-N-[4'-(prop-1-yn-1-yl)biphenyl-2-yl]-1H-pyrazole-4-carboxamide, 2-chloro-N-[4'-(prop-1-yn-1-yl)biphenyl-2-yl]pyridine-3-carboxamide, 3-(difluoromethyl)-N-[4'-(3,3-dimethylbut-1-yn-1-yl)biphenyl-2-yl]-1-methyl-1H-pyrazole-4-carboxamide, N-[4'-(3,3-dimethylbut-1-yn-1-yl)biphenyl-2-yl]-5-fluoro-1,3-dimethyl-1H-pyrazole-4-carboxamide, 3-(difluoromethyl)-N-(4'-ethynylbiphenyl-2-yl)-1-methyl-1H-pyrazole-4-carboxamide, N-(4'-ethynylbiphenyl-2-yl)-5-fluoro-1,3-dimethyl-1H-pyrazole-4-carboxamide, 2-chloro-N-(4'-ethynylbiphenyl-2-yl)pyridine-3-carboxamide, 2-chloro-N-[4'-(3,3-dimethylbut-1-yn-1-yl)biphenyl-2-yl]pyridine-3-carboxamide, 4-(difluoromethyl)-2-methyl-N-[4'-(trifluoromethyl)biphenyl-2-yl]-1,3-thiazole-5-carboxamide, 5-fluoro-N-[4'-(3-hydroxy-3-methylbut-1-yn-1-yl)biphenyl-2-yl]-1,3-dimethyl-1H-pyrazole-4-carboxamide, 2-chloro-N-[4'-(3-hydroxy-3-methylbut-1-yn-1-yl)biphenyl-2-yl]pyridine-3-carboxamide, 3-(difluoromethyl)-N-[4'-(3-methoxy-3-methylbut-1-yn-1-yl)biphenyl-2-yl]-1-methyl-1H-pyrazole-4-carboxamide, 5-fluoro-N-[4'-(3-methoxy-3-methylbut-1-yn-1-yl)biphenyl-2-yl]-1,3-dimethyl-1H-pyrazole-4-carboxamide, 2-chloro-N-[4'-(3-methoxy-3-methylbut-1-yn-1-yl)biphenyl-2-yl]pyridine-3-carboxamide, (5-bromo-2-methoxy-4-methylpyridin-3-yl)(2,3,4-trimethoxy-6-methylphenyl)methanone, N-[2-(4-{[3-(4-chlorophenyl)prop-2-yn-1-yl]oxy})-3-

methoxyphenyl)ethyl]-N2-(methylsulfonyl)valinamide, 4-oxo-4-[(2-phenylethyl)amino]butanoic acid, but-3-yn-1-yl {6-[[[(Z)-(1-methyl-1H-tetrazol-5-yl)(phenyl)-methylene]amino]oxy)methyl]pyridin-2-yl} carbamate.

For further example, the additional pesticide may be one or more herbicides selected from the group consisting of: acetochlor, acifluorfen, acifluorfen-sodium, aclonifen, alachlor, allidochlor, alloxydim, alloxydim-sodium, ametryn, amicarbazone, amidochlor, amidosulfuron, aminocyclopyrachlor, aminocyclopyrachlor-potassium, aminocyclopyrachlor-methyl, aminopyralid, amitrole, ammoniumsulfamate, anilofos, asulam, atrazine, azafenidin, azimsulfuron, beflubutamid, benazolin, benazolin-ethyl, benfluralin, benfuresate, bensulfuron, bensulfuron-methyl, bensulide, bentazone, benzobicyclon, benzofenap, bicyclopyron, bifenox, bilanafos, bilanafos-sodium, bispyribac, bispyribac-sodium, bromacil, bromobutide, bromofenoxim, bromoxynil, bromoxynil-butyrate, -potassium, -heptanoate and -octanoate, busoxinone, butachlor, butafenacil, butamifos, butenachlor, butralin, butroxydim, butylate, cafenstrole, carbetamide, carfentrazone, carfentrazone-ethyl, chloramben, chlorbromuron, chlorfenac, chlorfenac-sodium, chlorfenprop, chlorflurenol, chlorflurenol-methyl, chloridazon, chlorimuron, chlorimuron-ethyl, chlorophthalim, chlorotoluron, chlorthal-dimethyl, chlorsulfuron, cinidon, cinidon-ethyl, cinmethylin, cinosulfuron, clethodim, clodinafop, clodinafop-propargyl, clomazone, clomeprop, clopyralid, cloransulam, cloransulam-methyl, cumyluron, cyanamide, cyanazine, cycloate, cyclosulfamuron, cycloxydim, cyhalofop, cyhalofop-butyl, cyprazine, 2,4-D, 2,4-D-butotyl, -butyl, -dimethylammonium, -diolamin, -ethyl, 2-ethylhexyl, dazomet, -isobutyl, -isooctyl, -isopropylammonium, -potassium, -triisopropanolammonium and -trolamine, 2,4-DB, 2,4-DB-butyl, -dimethylammonium, isooctyl, -potassium and -sodium, daimuron (dymron), dalapon, n-decanol, desmedipham, detosyl-pyrazolate (DTP), dicamba, dichlobenil, dichlorprop, dichlorprop-P, diclofop, diclofop-methyl, diclofop-P-methyl, diclosulam, difenzoquat, diflufenican, diflufenzopyr, diflufenzopyr-sodium, dimefuron, dimepiperate, dimethachlor, dimethametryn, dimethenamid, dimethenamid-P, dimetrasulfuron, dinitramine, dinoterb, diphenamid, diquat, diquat-dibromid, dithiopyr, diuron, DNOC, endotal, EPTC, esprocarb, ethalfluralin, ethametsulfuron, ethametsulfuron-methyl, ethiozin, ethofumesate, ethoxyfen, ethoxyfen-ethyl, ethoxysulfuron, etobenzanid, F-5231, i.e. N-{2-chloro-4-fluoro-5-[4-(3-fluoropropyl)-5-oxo-4,5-dihydro-1H-tetrazol-1-

yl]phenyl}ethanesulfonamide, F-7967, i. e. 3-[7-chloro-5-fluoro-2-(trifluoromethyl)-1H-
 benzimidazol-4-yl]-1-methyl-6-(trifluoromethyl)pyrimidine-2,4(1H,3H)-dione, fenoxaprop,
 fenoxaprop-P, fenoxaprop-ethyl, fenoxaprop-P-ethyl, fenoxasulfone, fentrazamide, flamprop,
 flamprop-M-isopropyl, flamprop-M-methyl, flzasulfuron, florasulam, fluazifop, fluazifop-P,
 5 fluazifop-butyl, fluazifop-P-butyl, flucarbazone, flucarbazone-sodium, flucetosulfuron,
 fluchloralin, flufenacet (thiafluamide), flufenpyr, flufenpyr-ethyl, flumetsulam, flumiclorac,
 flumiclorac-pentyl, flumioxazin, fluometuron, flurenol, flurenol-butyl, -dimethylammonium and
 -methyl, fluoroglycofen, fluoroglycofen-ethyl, flupropanate, flupyrsulfuron, flupyrsulfuron-
 methyl-sodium, fluridone, flurochloridone, fluroxypyr, fluroxypyr-meptyl, flurtamone,
 10 fluthiacet, fluthiacet-methyl, fluthiamide, fomesafen, fomesafen-sodium, foramsulfuron,
 fosamine, glufosinate, glufosinate-ammonium, glufosinate-P-sodium, glufosinate-P-ammonium,
 glufosinate-P-sodium, glyphosate, glyphosate-ammonium, -isopropylammonium, -diammonium,
 -dimethylammonium, -potassium, -sodium and -trimesium, H-9201, i.e. O-(2,4-dimethyl-6-
 nitrophenyl) O-ethyl isopropylphosphoramidothioate, halosafen, halosulfuron, halosulfuron-
 15 methyl, haloxyfop, haloxyfop-P, haloxyfop-ethoxyethyl, haloxyfop-P-ethoxyethyl, haloxyfop-
 methyl, haloxyfop-P-methyl, hexazinone, HW-02, i.e. 1-(dimethoxyphosphoryl) ethyl-(2,4-
 dichlorophenoxy)acetate, imazamethabenz, imazamethabenz-methyl, imazamox, imazamox-
 ammonium, imazapic, imazapic-ammonium, imazapyr, imazapyr-isopropylammonium,
 imazaquin, imazaquin-ammonium, imazethapyr, imazethapyr-immonium, imazosulfuron,
 20 indanofan, indaziflam, iodosulfuron, iodosulfuron-methyl-sodium, ioxynil, ioxynil-octanoate, -
 potassium and sodium, ipfencarbazone, isoproturon, isouron, isoxaben, isoxaflutole, karbutilate,
 KUH-043, i.e. 3-({[5-(difluoromethyl)-1-methyl-3-(trifluoromethyl)-1H-pyrazol-4-
 yl]methyl}sulfonyl)-5,5-dimethyl-4,5-dihydro-1,2-oxazole, ketospiradox, lactofen, kenacil,
 kinuron, MCPA, MCPA-butotyl, -dimethylammonium, -2-ethylhexyl, -isopropylammonium, -
 25 potassium and -sodium, MCPB, MCPB-methyl, -ethyl and -sodium, mecoprop, mecoprop-
 sodium, and -butotyl, mecoprop-P, mecoprop-P-butotyl, dimethylammonium, -2-ethylhexyl and
 -potassium, mefenacet, mefluidide, mesosulfuron, mesosulfuron-methyl, mesotrione,
 methabenzthiazuron, metam, metamifop, metamitron, metazachlor, metazosulfuron,
 methabenzthiazuron, methiopyrsulfuron, methiozolin, methyl isothiocyanate, metobromuron,
 30 metolachlor, S-metolachlor, metosulam, metoxuron, metribuzin, metsulfuron, metsulfuron-
 methyl, molinat, monolinuron, monosulfuron, monosulfuron-ester, MT-128, i.e. 6-chloro-N-

[(2E)-3-chloroprop-2-en-1-yl]-5-methyl-N-phenylpyridazin-3-amine, MT-5950, i.e. N-(3-chloro-4-isopropylphenyl)-2-methylpentan amide, NGGC-011, napropamide, NC-310, i.e. [5-(benzyloxy)-1-methyl-1H-pyrazol-4-yl](2,4-dichlorophenyl)methanone, neburon, nicosulfuron, nonanoic acid (pelargonic acid), norflurazon, oleic acid (fatty acids), orbencarb,

5 orthosulfamuron, oryzalin, oxadiargyl, oxadiazon, oxasulfuron, oxaziclomefon, oxyfluorfen, paraquat, paraquat dichloride, pebulate, pendimethalin, penoxsulam, pentachlorophenol, pentoxazone, pethoxamid, petroleum oils, phenmedipham, picloram, picolinafen, pinoxaden, piperophos, pretilachlor, primisulfuron, primisulfuron-methyl, prodiamine, prifluraline, profoxydim, prometon, prometryn, propachlor, propanil, propaquizafop, propazine, propham,

10 propisochlor, propoxycarbazone, propoxycarbazone-sodium, propyrisulfuron, propyzamide, prosulfocarb, prosulfuron, pyraclonil, pyraflufen, pyraflufen-ethyl, pyrasulfotole, pyrazolynate (pyrazolate), pyrazosulfuron, pyrazosulfuron-ethyl, pyrazoxyfen, pyribambenz, pyribambenz-isopropyl, pyribambenz-propyl, pyribenzoxim, pyributicarb, pyridafol, pyridate, pyrifitalid, pyriminobac, pyriminobac-methyl, pyrimisulfan, pyriothiobac, pyriothiobac-sodium,

15 pyroxasulfone, pyroxsulam, quinclorac, quinmerac, quinclamine, quizalofop, quizalofop-ethyl, quizalofop-P, quizalofop-P-ethyl, quizalofop-P-tefuryl, rimsulfuron, saflufenacil, sethoxydim, siduron, simazine, simetryn, sulcotrion, sulfentrazone, sulfometuron, sulfometuron-methyl, sulfosulfuron, SW-065, SYN-523, SYP-249, i.e. 1-ethoxy-3-methyl-1-oxobut-3-en-2-yl 5-[2-chloro-4-(trifluoromethyl)phenoxy]-2-nitrobenzoate, SYP-300, i.e. 1-[7-fluoro-3-oxo-4-(prop-2-yn-1-yl)-3,4-dihydro-2H-1,4-benzoxazin-6-yl]-3-propyl-2-thioxoimidazolidine-4,5-dione, 2,3,6-

20 TBA, TCA (trichloroacetic acid), TCA-sodium, tebuthiuron, tefuryltrione, tembotrione, tepraloxydim, terbacil, terbucarb, terbumeton, terbuthylazin, terbutryn, thenylchlor, thiazopyr, thiencarbazone, thiencarbazone-methyl, thifensulfuron, thifensulfuron-methyl, thiobencarb, topramezone, tralkoxydim, triafamone, tri-allate, triasulfuron, triaziflam, tribenuron, tribenuron-methyl, triclopyr, trietazine, trifloxysulfuron, trifloxysulfuron-sodium, trifluralin, triflusulfuron, triflusulfuron-methyl, tritosulfuron, urea sulfate, vernolate, ZJ-0862, i.e. 3,4-dichloro-N-{2-[(4,6-dimethoxypyrimidin-2-yl)oxy]benzyl}aniline; or plant growth regulators selected from the group consisting of zcibenzolar, acibenzolar-S-methyl, 5-aminolevulinic acid, ancymidol, 6-benzylaminopurine, Brassinolid, catechine, chlormequat chloride, cloprop, cyclanilide, 3-

30 (cycloprop-1-enyl) propi-onic acid, daminozide, dazomet, n-decanol, dikegulac, dikegulac-sodium, endotal, endotal-dipotassium, -disodium, and mono(N,N-dimethylalkylammonium),

ethephon, flumetralin, flurenol, flurenol-butyl, flurprimidol, forchlorfenuron, gibberellic acid, inabenfide, indol-3-acetic acid (IAA), 4-indol-3-ylbutyric acid, isoprothiolane, probenazole, jasmonic acid, maleic hydrazide, mepiquat chloride, 1-methylcyclopropene, methyl jasmonate, 2-(1-naphthyl)acetamide, 1-naphthylacetic acid, 2-naphthyloxyacetic acid, nitrophenolate-
5 mixture, paclobutrazol, N-(2-phenylethyl)-beta-alanine, N-phenylphthalamic acid, prohexadione, prohexadione-calcium, prohydrojasmon, salicylic acid, strigolactone, tecnazene, thidiazuron, triacontanol, trinexapac, trinexapac-ethyl, tsitodef, uniconazole, uniconazole-P; or agrochemically preferable salts or other forms thereof.

In a preferred embodiment of the present invention the herbicidal composition applied to
10 the location further comprises glyphosate and/or glufosinate.

Thus, depending on the nature of the herbicides in the herbicidal composition said composition can be applied to the location pre-planting, pre-emergence and/or post emergence. By "pre-planting" it is meant that the herbicide composition is applied before the crop is planted at the location, by "pre-emergence" it is meant that the herbicide composition is applied before
15 the germinating crop plant seed emerges above the location surface and by "post-emergence" it is meant that the herbicide composition is applied once the crop plant is visible above the location surface. These individual use patterns can be applied to the location alone or in any combination. For example, the use pattern could comprise a pre-planting application followed by a post emergence application.

20 Many weed species can be controlled (*i.e.*, killed or damaged) by the herbicidal composition(s) described herein. Accordingly, the methods are useful in controlling these plant species where they are undesirable (*i.e.*, where they are weeds). These plant species include crop plants as well as species commonly considered weeds, including but not limited to species such as: blackgrass (*Alopecurus myosuroides*), giant foxtail (*Setaria faberi*), large crabgrass (*Digitaria sanguinalis*), Surinam grass (*Brachiaria decumbens*), wild oat (*Avenafatua*), common cocklebur
25 (*Xanthium pensylvanicum*), common lambsquarters (*Chenopodium album*), morning glory (*Ipomoea spp.* And many other *Ipomoea* species including *hederacea*, *grandifolia*), pigweed (*Amaranthus spp.*), velvetleaf (*Abutilion theophrasti*), common barnyardgrass (*Echinochloa crus-galli*), bermudagrass (*Cynodon dactylon*), downy brome (*Bromus tectorum*), goosegrass
30 (*Eleusine indica*), green foxtail (*Setaria viridis*), Italian ryegrass (*Lolium multiflorum*),

Johnsongrass (*Sorghum halepense*), lesser canarygrass (*Phalaris minor*), windgrass (*Apera spica-venti*), woolly cupgrass (*Eriochloa villosa*), yellow nutsedge (*Cyperus esculentus*), common chickweed (*Stellaria media*), common ragweed (*Ambrosia artemisiifolia*), Giant ragweed (*Ambrosia trifida*), *Kochia scoparia*, horseweed (*Conyza canadensis*), rigid ryegrass (*Lolium rigidum*), goosegrass (*Eleusine indica*), hairy fleabane (*Conyza bonariensis*), buckhorn plantain (*Plantago lanceolata*), tropical spiderwort (*Commelina benghalensis*), field bindweed (*Convolvulus arvensis*), purple nutsedge (*Cyperus rotundus*), redvine (*Brunnichia ovata*), hemp sesbania (*Sesbania exaltata*), sicklepod (*Senna obtusifolia*), Texas blueweed (*Helianthus ciliaris*), Fall panicum (*Panicum dichotomiflorum*), Texas panicum (*Panicum texanum*), Broadleaf signalgrass (*Brachiaria*), and Devil's claws (*Proboscidea louisianica*). In other aspects of the invention, the weed comprises an herbicide-resistant ryegrass, for example, a glyphosate resistant ryegrass, a paraquat resistant ryegrass, ACCase-inhibitor resistant ryegrass, and a non-selective herbicide resistant ryegrass. Examples of other known glyphosate resistant weeds in the United States include Palmer pigweed (*Amaranthus palmeri*), Waterhemp (*Amaranthus rudis* and *tuberculatus*), Common ragweed (*Ambrosia artemisiifolia*), Giant ragweed (*Ambrosia trifida*), Hairy fleabane (*Conyza bonariensis*), Horseweed or marestalk (*Conyza canadensis*), and *Kochia (Kochia scoparia)*. Examples of glyphosate resistant weeds in other areas of the world include: *Euphorbia hederophylla*, *Conyza bonariensis*, *Conyza Canadensis*, *Commelina spp. (benghalensis and others)*; *Ipomoea spp (hederophylla, lacunosa, grandifolia, others)*.

In another aspect of the invention, methods of controlling volunteer SYHT04R crop plants at a location are provided wherein the method comprises applying to the location one or more herbicides effective on soybeans and having a mode of action other than inhibition of HPPD.

In another aspect of the invention methods of controlling volunteer transgenic events at a location comprising SYHT04R crop plants are provided wherein the volunteer events comprise resistance to one or more herbicides but do not comprise resistance to HPPD inhibitors wherein the method comprises applying to the location a controlling amount of an herbicidal composition comprising one or more HPPD inhibitors.

In another aspect of the invention methods of applying herbicidal mixtures to a location wherein the herbicidal mixture comprises an HPPD inhibitor and at least one additional chemical

that may not be tolerated by SYHT04R for the purpose of pest control (weeds, disease, insect, nematode) are provided wherein the presence of the SYHT04R event allows application of this mixture either pre-planting or pre-emergence by protecting against residual HPPD activity. For example, in one aspect, a typical burndown herbicide such as paraquat is applied to the location
5 in a pre-emerge or pre-plant burndown type application in combination with an HPPD inhibitor.

In other aspects of the invention, SYHT04R plants are used to improve yield. For example, soybean event SYHT04R exhibits a yield increase when sprayed with mesotrione pre-emergence or at an early vegetative stage as compared to the event unsprayed. *See* Example 8.

Accordingly, methods are provided for improving plant yield by applying to a soybean plant
10 comprising event SYHT04R a growth promoting amount of an HPPD inhibitor, to thereby improve yield independent of weed pressure. As used herein, a growth promoting amount means an amount of an HPPD inhibitor herbicide sufficient to increase plant yield by at least about two-fold, for example, at least about 5-fold, at least about 10-fold, at least about 20-fold, at least about 50-fold, at least about 100-fold, or more, when compared to SYHT04R plants that are not
15 sprayed with an HPPD inhibitor herbicide. A growth promoting amount may also mean an amount of an HPPD inhibitor herbicide sufficient to increase plant yield by at least about 5%, for example, at least about 10%, at least about 20%, at least about 30%, at least about 40%, at least about 50%, at least about 60%, at least about 70%, at least about 80%, at least about 90%, at least about 100%, or more, when compared to SYHT04R plants that are not sprayed with an
20 HPPD inhibitor herbicide.

Different chemicals such as herbicides have different “residual” effects, *i.e.*, different amounts of time for which treatment with the chemical or herbicide continues to have an effect on plants growing in the treated area. Such effects may be desirable or undesirable, depending on the desired future purpose of the treated area (*e.g.*, field or area of cultivation). Thus, a crop
25 rotation scheme may be chosen based on residual effects from treatments that will be used for each crop and their effect on the crop that will subsequently be grown in the same area. One of skill in the art is familiar with techniques that can be used to evaluate the residual effect of an herbicide; for example, generally, glyphosate has very little or no soil residual activity, while herbicides that act to inhibit HPPD vary in their residual activity levels. Residual activities for
30 various herbicides are known in the art, and are known to vary with various environmental factors such as, for example, soil moisture levels, temperature, pH, and soil composition (texture

and organic matter). The SYHT04R soybean plants find particular use in methods of growing a crop where improved tolerance to residual activity of an herbicide is beneficial.

For example, in one aspect of the invention, the SYHT04R soybean plants are planted to
5 reduce the risk of damage from the residual effects of HPPD herbicides used in the preceding crop, such as where bicycolopyrone and topramezone were used in a corn crop during the previous planting.

For example, in one aspect of the invention, the SYHT04R soybean plants have an
10 improved tolerance to HPPD inhibitor chemistries when applied individually, and further provide improved tolerance to combinations of herbicides. Moreover, the transgenic plants disclosed herein provide improved tolerance to treatment with additional chemicals commonly used on crops in conjunction with herbicide treatments, such as safeners, adjuvants such as non-ionic surfactants, ionic surfactants, ammonium sulfate and crop oil concentrate, and the like.

The term “safener” refers to a substance that when added to an herbicide formulation,
15 applied to a crop seed or applied to the soil eliminates or reduces the phytotoxic effects of the herbicide to certain crops. One of ordinary skill in the art would appreciate that the choice of safener depends, in part, on the crop plant of interest and the particular herbicide or combination of herbicides included in the synergistic herbicide composition. Exemplary safeners suitable for use with the presently disclosed herbicide compositions include, but are not limited to, those
20 disclosed in U.S. Patent Nos. 4,808,208; 5,502,025; 6,124,240 and U.S. Patent Application Publication Nos. 2006/0148647; 2006/0030485; 2005/0233904; 2005/0049145; 2004/0224849; 2004/0224848; 2004/0224844; 2004/0157737; 2004/0018940; 2003/0171220; 2003/0130120; 2003/0078167, the disclosures of which are incorporated herein by reference in their entirety. The methods can involve the use of herbicides in combination with herbicide safeners such as
25 benoxacor, BCS (1-bromo-4-[(chloromethyl) sulfonyl]benzene), cloquintocet-mexyl, cyometrinil, dichlormid, 2- (dichloromethyl)-2-methyl-1,3-dioxolane (MG 191), fenchlorazole-ethyl, fenclorim, flurazole, fluxofenim, furilazole, isoxadifen-ethyl, mefenpyr-diethyl, methoxyphenone ((4-methoxy-3-methylphenyl)(3-methylphenyl)-methanone), naphthalic anhydride (1,8-naphthalic anhydride), cyprosulfamide, N-(2-methoxybenzoyl)-4-
30 [(methylaminocarbonyl)amino]benzenesulfonamide, and oxabetrinil to increase crop safety. Antidotally effective amounts of the herbicide safeners can be applied at the same time as the

compounds, or applied as seed treatments or to the soil. Therefore an aspect of the present invention relates to the use of a mixture comprising an HPPD inhibitor herbicide, at least one other herbicide, and an antidotally effective amount of an herbicide safener.

Seed treatment with herbicide safeners is particularly useful for selective weed control, because it physically restricts antidoting to the crop plants. Therefore another useful aspect of the invention is a method for selectively controlling the growth of weeds in a field comprising treating the seed from which the crop is grown with an antidotally effective amount of safener and treating the field with an effective amount of herbicide to control weeds. Antidotally effective amounts of safeners can be easily determined by one skilled in the art through simple experimentation. An antidotally effective amount of a safener is present where a desired plant is treated with the safener so that the effect of an herbicide on the plant is decreased in comparison to the effect of the herbicide on a plant that was not treated with the safener; generally, an antidotally effective amount of safener prevents damage or severe damage to the plant treated with the safener. One of skill in the art is capable of determining whether the use of a safener is appropriate and determining the dose at which a safener should be administered to a crop. In one embodiment, the seeds comprising the SYHT04R event are treated. The following chemicals are provided as examples, but not as limitations, of possible seed treatments:

Alanycarb, Aldicarb, Bendiocarb, Benfuracarb, Butocarboxim, Butoxycarboxim, Carbaryl, Carbofuran, Carbosulfan, Ethiofencarb, Fenobucarb, Formetanate, Furathiocarb, Isoprocarb, Methiocarb, Methomyl, Metolcarb, Oxamyl, Pirimicarb, Propoxur, Thiodicarb, Thiofanox, Triazamate, Trimethacarb, XMC, Xylylcarb; Acephate, Azamethiphos, Azinphos-ethyl, Azinphos-methyl, Cadusafos, Chlorethoxyfos, Chlorfenvinphos, Chlormephos, Chlorpyrifos, Chlorpyrifos-methyl, Coumaphos, Cyanophos, Demeton-S-methyl, Diazinon, Dichlorvos/DDVP, Dicrotophos, Dimethoate, Dimethylvinphos, Disulfoton, EPN, Ethion, Ethoprophos, Famphur, Fenamiphos, Fenitrothion, Fenthion, Fosthiazate, Heptenophos, Imicyafos, Isofenphos, Isopropyl O-(methoxyaminothio-phosphoryl) salicylate, Isoxathion, Malathion, Mecarbam, Methamidophos, Methidathion, Mevinphos, Monocrotophos, Naled, Omethoate, Oxydemeton-methyl, Parathion, Parathion-methyl, Phenthoate, Phorate, Phosalone, Phosmet, Phosphamidon, Phoxim, Pirimiphos-methyl, Profenofos, Propetamphos, Prothiofos, Pyraclofos, Pyridaphenthion, Quinalphos, Sulfotep, Tebupirimfos, Temephos, Terbufos,

Tetrachlorvinphos, Thiometon, Triazophos, Triclorfon, Vamidothion, cyclodiene
 organochlorines, Chlordane, Endosulfan; Ethiprole, Fipronil, Acrinathrin, Allethrin, d-cis-trans
 Allethrin, d-trans Allethrin, Bifenthrin, Bioallethrin, Bioallethrin S-cyclopentenyl isomer,
 Bioresmethrin, Cycloprothrin, Cyfluthrin, beta-Cyfluthrin, Cyhalothrin, lambda-Cyhalothrin,
 5 gamma-Cyhalothrin, Cypermethrin, alpha-Cypermethrin, beta-Cypermethrin, theta-
 Cypermethrin, zeta-Cypermethrin, Cyphenothrin [(1R)-trans isomers], Deltamethrin, Empenthrin
 [(EZ)-(1R) isomers), Esfenvalerate, Etofenprox, Fenpropathrin, Fenvalerate, Flucythrinate,
 Flumethrin, tau-Fluvalinate, Halfenprox, Imiprothrin, Kadethrin, Permethrin, Phenothrin [(1R)-
 trans isomer), Prallethrin, Pyrethrine (pyrethrum), Resmethrin, Silafluofen, Tefluthrin,
 10 Tetramethrin, Tetramethrin [(1R) isomers)], Tralomethrin, Transfluthrin; DDT; Methoxychlor,
 Acetamiprid, Clothianidin, Dinotefuran, Imidacloprid, Nitenpyram, Thiacloprid, Thiamethoxam;
 Nicotine, Spinetoram, Spinosad, Abamectin, Emamectin benzoate, Lepimectin, Milbemectin,
 Hydroprene, Kinoprene, Methoprene; Fenoxycarb; Pyriproxyfen, Chloropicrin; Sulfuryl
 fluoride; Borax; Tartar emetic, Pymetrozine; Flonicamid, Clofentezine, Hexythiazox,
 15 Diflovidazin, Etoxazole. *Bacillus thuringiensis* subspecies *israelensis*, *Bacillus sphaericus*,
Bacillus thuringiensis subspecies *aizawai*, *Bacillus thuringiensis* subspecies *kurstaki*, *Bacillus*
thuringiensis subspecies *tenebrionis*, BT crop proteins: Cry1Ab, Cry1Ac, Cry1Fa, Cry2Ab,
 mCry3A, Cry3Ab, Cry3Bb, Cry34/35Ab1, Diafenthiuron, Azocyclotin, Cyhexatin, Fenbutatin
 oxide; Propargite, Tetradifon, Chlorfenapyr, DNOC, Sulfluramid, Bensultap, Cartap
 20 hydrochloride, Thiocyclam, Thiosultap-sodium, Bistrifluron, Chlorfluazuron, Diflubenzuron,
 Flucycloxuron, Flufenoxuron, Hexaflumuron, Lufenuron, Novaluron, Noviflumuron,
 Teflubenzuron, Triflumuron, Buprofezin, Cyromazine, Chromafenozide, Halofenozide,
 Methoxyfenozide, Tebufenozide, Amitraz, Hydramethylnon; Acequinocyl; Fluacrypyrim,
 Fenazaquin, Fenpyroximate, Pyrimidifen, Pyridaben, Tebufenpyrad, Tolfenpyrad, Rotenone
 25 (Derris), Indoxacarb; Metaflumizone, Spirodiclofen, Spiromesifen, Spirotetramat, Aluminium
 phosphide, Calcium phosphide, Phosphine, Zinc phosphide, Cyenopyrafen, Chlorantraniliprole,
 Flubendiamide, Amidoflumet, Azadirachtin, Benclonthiaz, Benzoximate, Bifenazate,
 Bromopropylate, Chinomethionat, Cryolite, Cyantraniliprole (Cyazypyr), Cyflumetofen, Dicofol,
 Diflovidazin, Fluensulfone, Flufenerim, Flufiprole, Fluopyram, Fufenozide, Imidaclothiz,
 30 Iprodione, Meperfluthrin, Pyridalyl, Pyrifluquinazon, Tetramethylfluthrin, Iodomethane;
 products based on *Bacillus firmus* (including but not limited to strain CNCM I-1582, such as, for

example, VOTiVO™, BioNem); 3-bromo-N-{2-bromo-4-chloro-6-[(1-cyclopropylethyl)carbonyl]phenyl}-1-(3-chloropyridin-2-yl)-1H-pyrazole-5-carboxamide (known from WO2005/077934), 4-[[6-bromopyridin-3-yl)methyl](2-fluoroethyl)amino}furan-2(5H)-one (known from WO2007/115644), 4-[[6-fluoropyridin-3-yl)methyl](2,2-difluoroethyl)amino}furan-2(5H)-one (known from WO2007/115644), 4-[[2-chloro-1,3-thiazol-5-yl)methyl](2-fluoroethyl)amino}furan-2(5H)-one (known from WO2007/115644), 4-[[6-chloropyridin-3-yl)methyl](2-fluoroethyl)amino}furan-2(5H)-one (known from WO2007/115644), Flupyradifurone, 4-[[6-chloro-5-fluoropyridin-3-yl)methyl](methyl)amino}furan-2(5H)-one (known from WO2007/115643), 4-[[5,6-dichloropyridin-3-yl)methyl](2-fluoroethyl)amino}furan-2(5H)-one (known from WO2007/115646), 4-[[6-chloro-5-fluoropyridin-3-yl)methyl]-(cyclopropyl)-amino}-furan-2(5H)-one (known from WO2007/115643), 4-[[6-chloropyridin-3-yl)methyl]-(cyclopropyl)-amino}furan-2(5H)-one (known from EP-A-0 539 588), 4-[[6-chloropyridin-3-yl)methyl](methyl)amino}furan-2(5H)-one (known from EP-A-0 539 588), {[1-(6-chloropyridin-3-yl)ethyl](methyl)oxido- λ^4 -sulfanylidene}cyanamide (known from WO2007/149134) and its diastereomers {[1(R)-1-(6-chloropyridin-3-yl)ethyl](methyl)oxido- λ^4 -sulfanylidene}cyanamide (A) and {[1(S)-1-(6-chloropyridin-3-yl)ethyl](methyl)oxido- λ^4 -sulfanylidene}cyanamide (B) (also known from WO2007/149134) as well as Sulfoxaflor and its diastereomers [(R)-methyl(oxido){1(R)-1-[6-(trifluoromethyl)pyridin-3-yl]ethyl}- λ^4 -sulfanylidene]cyanamide (A1) and [(S)-methyl(oxido){1(S)-1-[6-(trifluoromethyl)pyridin-3-yl]ethyl}- λ^4 -sulfanylidene]cyanamide (A2), referred to as group of diastereomers A (known from WO2010/074747, WO2010/074751), [(R)-methyl(oxido){1(S)-1-[6-(trifluoromethyl)pyridin-3-yl]ethyl}- λ^4 -sulfanylidene]cyanamide (B1) and [(S)-methyl(oxido){1(R)-1-[6-(trifluoromethyl)pyridin-3-yl]ethyl}- λ^4 -sulfanylidene]cyanamide (B2), referred to as group of diastereomers B (also known from WO2010/074747, WO2010/074751), and 11-(4-chloro-2,6-dimethylphenyl)-12-hydroxy-1,4-dioxo-9-azadispiro[4.2.4.2]tetradec-11-en-10-one (known from WO2006/089633), 3-(4'-fluoro-2,4-dimethylbiphenyl-3-yl)-4-hydroxy-8-oxa-1-azaspiro[4.5]dec-3-en-2-one (known from WO2008/067911), 1-{2-fluoro-4-methyl-5-[(2,2,2-trifluoroethyl)sulfinyl]phenyl}-3-(trifluoromethyl)-1H-1,2,4-triazol-5-amine (known from WO2006/043635),

[(3S,4aR,12R,12aS,12bS)-3-[(cyclopropylcarbonyl)oxy]-6,12-dihydroxy-4,12b-dimethyl-11-oxo-9-(pyridin-3-yl)-1,3,4,4a,5,6, 6a,12,12a,12b-decahydro-2H,11H-benzo[f]-pyrano[4,3-

b]chromen-4-yl]methyl cyclopropanecarboxylate (known from WO2008/066153), 2-cyano-3-(difluoromethoxy)-N,N-dimethylbenzenesulfonamide (known from WO2006/056433), 2-cyano-3-(difluoromethoxy)-N-methylbenzenesulfonamide (known from WO2006/100288), 2-cyano-3-(difluoromethoxy)-N-ethylbenzenesulfonamide (known from WO2005/035486), 4-(difluoromethoxy)-N-ethyl-N-methyl-1,2-benzothiazol-3-amine 1,1-dioxide (known from WO2007/057407), N-[1-(2,3-dimethylphenyl)-2-(3,5-dimethylphenyl)ethyl]-4,5-dihydro-1,3-thiazol-2-amine (known from WO2008/104503), {1'-[(2E)-3-(4-chlorophenyl)prop-2-en-1-yl]-5-fluorospiro[indole-3,4'-piperidin]-1(2H)-yl}(2-chloropyridin-4-yl)methanone (known from WO2003/106457), 3-(2,5-dimethylphenyl)-4-hydroxy-8-methoxy-1,8-diazaspiro[4.5]dec-3-en-2-one (known from WO2009/049851), 3-(2,5-dimethylphenyl)-8-methoxy-2-oxo-1,8-diazaspiro[4.5]dec-3-en-4-yl ethyl carbonate (known from WO2009/049851), 4-(but-2-yn-1-yloxy)-6-(3,5-dimethylpiperidin-1-yl)-5-fluoropyrimidine (known from WO2004/099160), (2,2,3,3,4,4,5,5-octafluoropentyl)(3,3,3-trifluoropropyl)malononitrile (known from WO2005/063094), (2,2,3,3,4,4,5,5-octafluoropentyl)(3,3,4,4,4-pentafluorobutyl)malononitrile (known from WO2005/063094), 8-[2-(cyclopropylmethoxy)-4-(trifluoromethyl)phenoxy]-3-[6-(trifluoromethyl)-pyridazin-3-yl]-3-azabicyclo[3.2.1]octane (known from WO2007/040280), Flometoquin, PF1364 (CAS-Reg.No. 1204776-60-2) (known from JP2010/018586), 5-[5-(3,5-dichlorophenyl)-5-(trifluoromethyl)-4,5-dihydro-1,2-oxazol-3-yl]-2-(1H-1,2,4-triazol-1-yl)benzotrile (known from WO2007/075459), 5-[5-(2-chloropyridin-4-yl)-5-(trifluoromethyl)-4,5-dihydro-1,2-oxazol-3-yl]-2-(1H-1,2,4-triazol-1-yl)benzotrile (known from WO2007/075459), 4-[5-(3,5-dichlorophenyl)-5-(trifluoromethyl)-4,5-dihydro-1,2-oxazol-3-yl]-2-methyl-N-{2-oxo-2-[(2,2,2-trifluoroethyl)amino]-ethyl}benzamide (known from WO2005/085216), 4-[[[(6-chloropyridin-3-yl)methyl](cyclopropyl)amino]-1,3-oxazol-2(5H)-one, 4-[[[(6-chloropyridin-3-yl)methyl](2,2-difluoroethyl)-amino]-1,3-oxazol-2(5H)-one, 4-[[[(6-chloropyridin-3-yl)methyl](ethyl)amino]-1,3-oxazol-2(5H)-one, 4-[[[(6-chloropyridin-3-yl)methyl](methyl)amino]-1,3-oxazol-2(5H)-one (all known from WO2010/005692), NNI-0711 (known from WO2002/096882), 1-acetyl-N-[4-(1,1,1,3,3,3-hexafluoro-2-methoxypropan-2-yl)-3-isobutylphenyl]-N-isobutyryl-3,5-dimethyl-1H-pyrazole-4-carboxamide (known from WO2002/096882), methyl 2-[2-({[3-bromo-1-(3-chloropyridin-2-yl)-1H-pyrazol-5-yl]carbonyl}amino)-5-chloro-3-methylbenzoyl]-2-methylhydrazinecarboxylate (known from WO2005/085216), methyl 2-[2-({[3-bromo-1-(3-chloropyridin-2-yl)-1H-pyrazol-5-

yl]carbonyl}amino)-5-cyano-3-methylbenzoyl]-2-ethylhydrazinecarboxylate (known from WO2005/085216), methyl 2-[2-({[3-bromo-1-(3-chloropyridin-2-yl)-1H-pyrazol-5-yl]carbonyl}-amino)-5-cyano-3-methylbenzoyl]-2-methylhydrazinecarboxylate (known from WO2005/085216), methyl 2-[3,5-dibromo-2-({[3-bromo-1-(3-chloropyridin-2-yl)-1H-pyrazol-5-yl]carbonyl}amino)-benzoyl]-1,2-diethylhydrazinecarboxylate (known from WO2005/085216), methyl 2-[3,5-dibromo-2-({[3-bromo-1-(3-chloropyridin-2-yl)-1H-pyrazol-5-yl]carbonyl}-amino)benzoyl]-2-ethylhydrazine-carboxylate (known from WO2005/085216), (5RS,7RS;5RS,7SR)-1-(6-chloro-3-pyridylmethyl)-1,2,3,5,6,7-hexahydro-7-methyl-8-nitro-5-propoxyimidazo[1,2-a]pyridine (known from WO2007/101369), N-[2-(5-amino-1,3,4-thiadiazol-2-yl)-4-chloro-6-methylphenyl]-3-bromo-1-(3-chloro-pyridin-2-yl)-1H-pyrazole-5-carboxamide (known from CN102057925), and methyl 2-[3,5-dibromo-2-({[3-bromo-1-(3-chloropyridin-2-yl)-1H-pyrazol-5-yl]carbonyl}amino)benzoyl]-2-ethyl-1-methylhydrazinecarboxylate (known from WO2011/049233); aldimorph, azaconazole, bitertanol, bromuconazole, cyproconazole, diclobutrazole, difenoconazole, diniconazole, diniconazole-M, dodemorph, dodemorph acetate, epoxiconazole, etaconazole, fenarimol, fenbuconazole, fenhexamid, fenpropidin, fenpropimorph, fluquinconazole, flurprimidol, flusilazole, flutriafol, furconazole, furconazole-cis, hexaconazole, imazalil, imazalil sulfate, imibenconazole, ipconazole, metconazole, myclobutanil, naftifine, nuarimol, oxpoconazole, paclobutrazol, pefurazoate, penconazole, piperalin, prochloraz, propiconazole, prothioconazole, pyributicarb, pyrifenox, quinconazole, simeconazole, spiroxamine, tebuconazole, terbinafine, tetraconazole, triadimefon, triadimenol, tridemorph, triflumizole, triforine, triticonazole, uniconazole, uniconazole-p, viniconazole, voriconazole, 1-(4-chlorophenyl)-2-(1H-1,2,4-triazol-1-yl)cycloheptanol, methyl 1-(2,2-dimethyl-2,3-dihydro-1H-inden-1-yl)-1H-imidazole-5-carboxylate, N'-(5-(difluoromethyl)-2-methyl-4-[3-(trimethylsilyl)propoxy]phenyl)-N-ethyl-N-methylimidoforamide, N-ethyl-N-methyl-N'-(2-methyl-5-(trifluoromethyl)-4-[3-(trimethylsilyl)propoxy]phenyl)imidoforamide, O-[1-(4-methoxyphenoxy)-3,3-dimethylbutan-2-yl] 1H-imidazole-1-carbothioate, bixafen, boscalid, carboxin, diflumetorim, fenfuram, fluopyram, flutolanil, fluxapyroxad, furametpyr, furmecyclox, isopyrazam (mixture of syn-epimeric racemate 1RS,4SR,9RS and anti-epimeric racemate 1RS,4SR,9SR), isopyrazam (anti-epimeric racemate 1RS,4SR,9SR), isopyrazam (anti-epimeric enantiomer 1R,4S,9S), isopyrazam (anti-epimeric enantiomer 1S,4R,9R), isopyrazam (syn epimeric racemate 1RS,4SR,9RS), isopyrazam (syn-epimeric enantiomer 1R,4S,9R), isopyrazam

(syn-epimeric enantiomer 1S,4R,9S), mepronil, oxycarboxin, penflufen, penthiopyrad, sedaxane, thifluzamide, 1-methyl-N-[2-(1,1,2,2-tetrafluoroethoxy)phenyl]-3-(trifluoromethyl)-1H-pyrazole-4-carboxamide, 3-(difluoromethyl)-1-methyl-N-[2-(1,1,2,2-tetrafluoroethoxy)phenyl]-1H-pyrazole-4-carboxamide, 3-(difluoromethyl)-N-[4-fluoro-2-(1,1,2,3,3,3-hexafluoropropoxy)phenyl]-1-methyl-1H-pyrazole-4-carboxamide, N-[1-(2,4-dichlorophenyl)-1-methoxypropan-2-yl]-3-(difluoromethyl)-1-methyl-1H-pyrazole-4-carboxamide, 5,8-difluoro-N-[2-(2-fluoro-4-{[4-(trifluoromethyl)pyridin-2-yl]oxy}phenyl)ethyl]quinazolin-4-amine, N-[9-(dichloromethylene)-1,2,3,4-tetrahydro-1,4-methanonaphthalen-5-yl]-3-(difluoromethyl)-1-methyl-1H-pyrazole-4-carboxamide, N-[(1S,4R)-9-(dichloromethylene)-1,2,3,4-tetrahydro-1,4-methanonaphthalen-5-yl]-3-(difluoromethyl)-1-methyl-1H-pyrazole-4-carboxamide, N-[(1R,4S)-9-(dichloromethylene)-1,2,3,4-tetrahydro-1,4-methanonaphthalen-5-yl]-3-(difluoromethyl)-1-methyl-1H-pyrazole-4-carboxamide, ametocradin, amisulbrom, azoxystrobin, cyazofamid, coumethoxystrobin, coumoxystrobin, dimoxystrobin, enestroburin, famoxadone, fenamidone, fenoxystrobin, fluoxastrobin, kresoxim-methyl, metominostrobin, oryastrobin, picoxystrobin, pyraclostrobin, pyrametostrobin, pyraoxystrobin, pyribencarb, triclopyricarb, trifloxystrobin, (2E)-2-(2-{[6-(3-chloro-2-methylphenoxy)-5-fluoropyrimidin-4-yl]oxy}phenyl)-2-(methoxyimino)-N-methylethanamide, (2E)-2-(methoxyimino)-N-methyl-2-(2-{{{(1E)-1-[3-(trifluoromethyl)phenyl]ethylidene}amino)oxy}methyl}phenyl)ethanamide, (2E)-2-(methoxyimino)-N-methyl-2-{2-[(E)-({1-[3-(trifluoromethyl)phenyl]ethoxy}imino)methyl]phenyl}ethanamide, (2E)-2-{2-[[{(1E)-1-(3-[(E)-1-fluoro-2-phenylethenyl]oxy}phenyl)ethylidene]amino}oxy)methyl]phenyl}-2-(methoxyimino)-N-methylethanamide, (2E)-2-{2-[[{(2E,3E)-4-(2,6-dichlorophenyl)but-3-en-2-ylidene]amino}oxy)methyl]phenyl}-2-(methoxyimino)-N-methylethanamide, 2-chloro-N-(1,1,3-trimethyl-2,3-dihydro-1H-inden-4-yl)pyridine-3-carboxamide, 5-methoxy-2-methyl-4-(2-[[{(1E)-1-[3-(trifluoromethyl)phenyl]ethylidene}amino)oxy]methyl]phenyl)-2,4-dihydro-3H-1,2,4-triazol-3-one, methyl (2E)-2-{2-[(cyclopropyl[(4-methoxyphenyl)imino]methyl)sulfanyl]methyl]phenyl}-3-methoxyprop-2-enoate, N-(3-ethyl-3,5,5-trimethylcyclohexyl)-3-(formylamino)-2-hydroxybenzamide, 2-{2-[(2,5-dimethylphenoxy)methyl]phenyl}-2-methoxy-N-methylacetamide, (2R)-2-{2-[(2,5-dimethylphenoxy)methyl]phenyl}-2-methoxy-N-methylacetamide, benomyl, carbendazim, chlorfenazole, diethofencarb, ethaboxam, fluopicolide, fuberidazole, pencycuron, thiabendazole,

thiophanate-methyl, thiophanate, zoxamide, 5-chloro-7-(4-methylpiperidin-1-yl)-6-(2,4,6-trifluorophenyl)[1,2,4]triazolo[1,5-a]pyrimidine, 3-chloro-5-(6-chloropyridin-3-yl)-6-methyl-4-(2,4,6-trifluorophenyl)pyridazine, bordeaux mixture, captafol, captan, chlorothalonil, copper hydroxide, copper naphthenate, copper oxide, copper oxychloride, copper(2+) sulfate,

5 dichlofluanid, dithianon, dodine, dodine free base, ferbam, fluorofolpet, folpet, guazatine, guazatine acetate, iminoctadine, iminoctadine albesilate, iminoctadine triacetate, mancopper, mancozeb, maneb, metiram, metiram zinc, oxine-copper, propamidine, propineb, sulphur, sulphur preparations including calcium polysulphide, thiram, tolylfluanid, zineb, ziram, acibenzolar-S-methyl, isotianil, probenazole, tiadinil, andoprim, blasticidin-S, cyprodinil,

10 kasugamycin, kasugamycin hydrochloride hydrate, mepanipyrim, pyrimethanil, 3-(5-fluoro-3,3,4,4-tetramethyl-3,4-dihydroisoquinolin-1-yl)quinoline, fentin acetate, fentin chloride, fentin hydroxide, silthiofam, benthiavalicarb, dimethomorph, flumorph, iprovalicarb, mandipropamid, polyoxins, polyoxorim, validamycin A, valifenalate, biphenyl, chloroneb, dicloran, edifenphos, etridiazole, iodocarb, iprobenfos, isoprothiolane, propamocarb, propamocarb hydrochloride,

15 prothiocarb, pyrazophos, quintozone, tecnazene tolclofos-methyl, carpropamid, diclocymet, fenoxanil, phthalide, pyroquilon, tricyclazole, 2,2,2-trifluoroethyl {3-methyl-1-[(4-methylbenzoyl)amino]butan-2-yl}carbamate, benalaxyl, benalaxyl-M (kiralaxyl), bupirimate, clozylacon, dimethirimol, ethirimol, furalaxyl, hymexazol, metalaxyl, metalaxyl-M (mefenoxam), ofurace, oxadixyl, oxolinic acid, chlozolate, fenpiclonil, fludioxonil, iprodione,

20 procymidone, quinoxifen, vinclozolid, binapacryl, dinocap, ferimzone, fluazinam, meptyldinocap, benthiazole, bethoxazin, capsimycin, carvone, chinomethionat, pyriofenone (chlazafenone), cufraneb, cyflufenamid, cymoxanil, cyprosulfamide, dazomet, debacarb, dichlorophen, diclomezine, difenzoquat, difenzoquat methylsulphate, diphenylamine, ecomate, fenpyrazamine, flumetover, fluoroimide, flusulfamide, flutianil, fosetyl-aluminium, fosetyl-

25 calcium, fosetyl-sodium, hexachlorobenzene, irumamycin, methasulfocarb, methyl isothiocyanate, metrafenone, mildiomyacin, natamycin, nickel dimethyldithiocarbamate, nitrothal-isopropyl, oethilinone, oxamocarb, oxyfenthiin, pentachlorophenol and salts, phenothrin, phosphorous acid and its salts, propamocarb-fosetylolate, propanosine-sodium, proquinazid, pyrimorph, (2E)-3-(4-tert-butylphenyl)-3-(2-chloropyridin-4-yl)-1-(morpholin-4-yl)prop-2-en-1-

30 one, (2Z)-3-(4-tert-butylphenyl)-3-(2-chloropyridin-4-yl)-1-(morpholin-4-yl)prop-2-en-1-one, pyrrolnitrine, tebufloquin, tecloftalam, tolmanid, triazoxide, trichlamide, zarilamid,

(3S,6S,7R,8R)-8-benzyl-3-[(3-[(isobutyryloxy)methoxy]-4-methoxypyridin-2-yl)carbonylamino]-6-methyl-4,9-dioxo-1,5-dioxonan-7-yl 2-methylpropanoate, 1-(4-{4-[(5R)-5-(2,6-difluorophenyl)-4,5-dihydro-1,2-oxazol-3-yl]-1,3-thiazol-2-yl}piperidin-1-yl)-2-[5-methyl-3-(trifluoromethyl)-1H-pyrazol-1-yl]ethanone, 1-(4-{4-[(5S)-5-(2,6-difluorophenyl)-4,5-dihydro-1,2-oxazol-3-yl]-1,3-thiazol-2-yl}piperidin-1-yl)-2-[5-methyl-3-(trifluoromethyl)-1H-pyrazol-1-yl]ethanone, 1-(4-{4-[(5S)-5-(2,6-difluorophenyl)-4,5-dihydro-1,2-oxazol-3-yl]-1,3-thiazol-2-yl}piperidin-1-yl)-2-[5-methyl-3-(trifluoromethyl)-1H-pyrazol-1-yl]ethanone, 1-(4-methoxyphenoxy)-3,3-dimethylbutan-2-yl 1H-imidazole-1-carboxylate, 2,3,5,6-tetrachloro-4-(methylsulfonyl)pyridine, 2,3-dibutyl-6-chlorothieno[2,3-d]pyrimidin-4(3H)-one, 2,6-dimethyl-1H,5H-[1,4]dithiino[2,3-c:5,6-c']dipyrrole-1,3,5,7(2H,6H)-tetrone, 2-[5-methyl-3-(trifluoromethyl)-1H-pyrazol-1-yl]-1-(4-{4-[(5R)-5-phenyl-4,5-dihydro-1,2-oxazol-3-yl]-1,3-thiazol-2-yl}piperidin-1-yl)ethanone, 2-[5-methyl-3-(trifluoromethyl)-1H-pyrazol-1-yl]-1-(4-{4-[(5S)-5-phenyl-4,5-dihydro-1,2-oxazol-3-yl]-1,3-thiazol-2-yl}piperidin-1-yl)ethanone, 2-[5-methyl-3-(trifluoromethyl)-1H-pyrazol-1-yl]-1-{4-[4-(5-phenyl-4,5-dihydro-1,2-oxazol-3-yl)-1,3-thiazol-2-yl]piperidin-1-yl}ethanone, 2-butoxy-6-iodo-3-propyl-4H-chromen-4-one, 2-chloro-5-[2-chloro-1-(2,6-difluoro-4-methoxyphenyl)-4-methyl-1H-imidazol-5-yl]pyridine, 2-phenylphenol and salts, 3-(4,4,5-trifluoro-3,3-dimethyl-3,4-dihydroisoquinolin-1-yl)quinoline, 3,4,5-trichloropyridine-2,6-dicarbonitrile, 3-[5-(4-chlorophenyl)-2,3-dimethyl-1,2-oxazolidin-3-yl]pyridine, 3-chloro-5-(4-chlorophenyl)-4-(2,6-difluorophenyl)-6-methylpyridazine, 4-(4-chlorophenyl)-5-(2,6-difluorophenyl)-3,6-dimethylpyridazine, 5-amino-1,3,4-thiadiazole-2-thiol, 5-chloro-N'-phenyl-N'-(prop-2-yn-1-yl)thiophene-2-sulfonohydrazide, 5-fluoro-2-[(4-fluorobenzyl)oxy]pyrimidin-4-amine, 5-fluoro-2-[(4-methylbenzyl)oxy]pyrimidin-4-amine, 5-methyl-6-octyl[1,2,4]triazolo[1,5-a]pyrimidin-7-amine, ethyl (2Z)-3-amino-2-cyano-3-phenylprop-2-enoate, N'-(4-{[3-(4-chlorobenzyl)-1,2,4-thiadiazol-5-yl]oxy}-2,5-dimethylphenyl)-N-ethyl-N-methylimidofornamide, N-(4-chlorobenzyl)-3-[3-methoxy-4-(prop-2-yn-1-yloxy)phenyl]propanamide, N-[(4-chlorophenyl)(cyano)methyl]-3-[3-methoxy-4-(prop-2-yn-1-yloxy)phenyl]propanamide, N-[(5-bromo-3-chloropyridin-2-yl)methyl]-2,4-dichloropyridine-3-carboxamide, N-[1-(5-bromo-3-chloropyridin-2-yl)ethyl]-2,4-dichloropyridine-3-carboxamide, N-[1-(5-bromo-3-chloropyridin-2-yl)ethyl]-2-fluoro-4-iodopyridine-3-carboxamide, N-{(E)-[(cyclopropylmethoxy)imino][6-(difluoromethoxy)-2,3-difluorophenyl]-methyl}-2-phenylacetamide, N-{(Z)-[(cyclopropylmethoxy)imino][6-(difluoromethoxy)-2,3-

difluorophenyl)methyl}-2-phenylacetamide, N'-(4-[(3-tert-butyl-4-cyano-1,2-thiazol-5-yl)oxy]-2-chloro-5-methylphenyl)-N-ethyl-N-methylimidofornamide, N-methyl-2-(1-[[5-methyl-3-(trifluoromethyl)-1H-pyrazol-1-yl]acetyl]piperidin-4-yl)-N-(1,2,3,4-tetrahydronaphthalen-1-yl)-1,3-thiazole-4-carboxamide, N-methyl-2-(1-[[5-methyl-3-(trifluoromethyl)-1H-pyrazol-1-yl]acetyl]piperidin-4-yl)-N-[(1R)-1,2,3,4-tetrahydronaphthalen-1-yl]-1,3-thiazole-4-carboxamide, N-methyl-2-(1-[[5-methyl-3-(trifluoromethyl)-1H-pyrazol-1-yl]acetyl]piperidin-4-yl)-N-[(1S)-1,2,3,4-tetrahydronaphthalen-1-yl]-1,3-thiazole-4-carboxamide, pentyl {6-[[[(1-methyl-1H-tetrazol-5-yl)(phenyl)methylidene]amino]oxy)methyl]pyridin-2-yl} carbamate, phenazine-1-carboxylic acid, quinolin-8-ol, quinolin-8-ol sulfate (2:1), tert-butyl {6-[[[(1-methyl-1H-tetrazol-5-yl)(phenyl)methylene]amino]oxy)methyl]pyridin-2-yl} carbamate, 1-methyl-3-(trifluoromethyl)-N-[2'-(trifluoromethyl)biphenyl-2-yl]-1H-pyrazole-4-carboxamide, N-(4'-chlorobiphenyl-2-yl)-3-(difluoromethyl)-1-methyl-1H-pyrazole-4-carboxamide, N-(2',4'-dichlorobiphenyl-2-yl)-3-(difluoromethyl)-1-methyl-1H-pyrazole-4-carboxamide, 3-(difluoromethyl)-1-methyl-N-[4'-(trifluoromethyl)biphenyl-2-yl]-1H-pyrazole-4-carboxamide, N-(2',5'-difluorobiphenyl-2-yl)-1-methyl-3-(trifluoromethyl)-1H-pyrazole-4-carboxamide, 3-(difluoromethyl)-1-methyl-N-[4'-(prop-1-yn-1-yl)biphenyl-2-yl]-1H-pyrazole-4-carboxamide, 5-fluoro-1,3-dimethyl-N-[4'-(prop-1-yn-1-yl)biphenyl-2-yl]-1H-pyrazole-4-carboxamide, 2-chloro-N-[4'-(prop-1-yn-1-yl)biphenyl-2-yl]pyridine-3-carboxamide, 3-(difluoromethyl)-N-[4'-(3,3-dimethylbut-1-yn-1-yl)biphenyl-2-yl]-1-methyl-1H-pyrazole-4-carboxamide, N-[4'-(3,3-dimethylbut-1-yn-1-yl)biphenyl-2-yl]-5-fluoro-1,3-dimethyl-1H-pyrazole-4-carboxamide, 3-(difluoromethyl)-N-(4'-ethynylbiphenyl-2-yl)-1-methyl-1H-pyrazole-4-carboxamide, N-(4'-ethynylbiphenyl-2-yl)-5-fluoro-1,3-dimethyl-1H-pyrazole-4-carboxamide, 2-chloro-N-(4'-ethynylbiphenyl-2-yl)pyridine-3-carboxamide, 2-chloro-N-[4'-(3,3-dimethylbut-1-yn-1-yl)biphenyl-2-yl]pyridine-3-carboxamide, 4-(difluoromethyl)-2-methyl-N-[4'-(trifluoromethyl)biphenyl-2-yl]-1,3-thiazole-5-carboxamide, 5-fluoro-N-[4'-(3-hydroxy-3-methylbut-1-yn-1-yl)biphenyl-2-yl]-1,3-dimethyl-1H-pyrazole-4-carboxamide, 2-chloro-N-[4'-(3-hydroxy-3-methylbut-1-yn-1-yl)biphenyl-2-yl]pyridine-3-carboxamide, 3-(difluoromethyl)-N-[4'-(3-methoxy-3-methylbut-1-yn-1-yl)biphenyl-2-yl]-1-methyl-1H-pyrazole-4-carboxamide, 5-fluoro-N-[4'-(3-methoxy-3-methylbut-1-yn-1-yl)biphenyl-2-yl]-1,3-dimethyl-1H-pyrazole-4-carboxamide, 2-chloro-N-[4'-(3-methoxy-3-methylbut-1-yn-1-yl)biphenyl-2-yl]pyridine-3-carboxamide, (5-bromo-2-methoxy-4-methylpyridin-3-yl)(2,3,4-trimethoxy-6-

methylphenyl)methanone, N-[2-(4-{[3-(4-chlorophenyl)prop-2-yn-1-yl]oxy}-3-methoxyphenyl)ethyl]-N2-(methylsulfonyl)valinamide, 4-oxo-4-[(2-phenylethyl)amino]butanoic acid, but-3-yn-1-yl {6-[[{(Z)-(1-methyl-1H-tetrazol-5-yl)(phenyl)-methylene]amino}oxy)methyl]pyridin-2-yl}carbamate. In a particular aspect of the invention the
5 seed treatment applied to the seed is selected from the group consisting of thiamethoxam, imidacloprid, clothianidin, chlorantraniliprole and cyantranilipole.

In other aspects of the invention, the herbicide or herbicide combination applied to the SYHT04R plant acts as a safener. For example, a first herbicide or an herbicide mixture is applied at an antidotally effect amount to the plant. For example, the method can comprise
10 planting a cultivation area with crop seeds or plants which comprise a first polynucleotide encoding a polypeptide that can confer tolerance to an HPPD inhibitor herbicide operably linked to a promoter active in a plant; and, a second polynucleotide encoding a polypeptide that confers herbicide tolerance operably linked to a promoter active in a plant. A combination of herbicides comprising at least an effective amount of a first and a second herbicide is applied to the crop,
15 crop part, weed, or area of cultivation thereof. The effective amount of the herbicide combination controls weeds; and, the effective amount of the first herbicide is not tolerated by the crop when applied alone when compared to a control crop that has not been exposed to the first herbicide; and, the effective amount of the second herbicide is sufficient to produce a safening effect, wherein the safening effect provides an increase in crop tolerance upon the
20 application of the first and the second herbicide when compared to the crop tolerance when the first herbicide is applied alone.

In specific aspects of the invention, the combination of safening herbicides comprises a first HPPD inhibitor and a second HPPD inhibitor. In other aspects of the invention, the safening effect is achieved by applying an effective amount of a combination of an HPPD inhibitor and at
25 least one additional herbicide. Such mixtures provide increased crop tolerance (*i.e.*, a decrease in herbicidal injury). This method allows for increased application rates of the chemistries post or pre-treatment.

In another aspect of the invention, a site for targeted insertion of heterologous nucleic acids other than *Avena sativa* HPPD, which is the same site as SYHT04R, is provided. *See*
30 Examples 6 and 7.

In a further aspect of the invention, the seed of a soybean plant comprising event SYHT0H2 as well as various parts of the soybean plant can be utilized for human food, livestock feed, and as a raw material in industry. The soybean seed can be crushed or a component of the soybean seed can be extracted in order to comprise a component for a food or feed product.

5 The soybean is the world's leading source of vegetable oil and protein meal. The oil extracted from soybeans is used for cooking oil, margarine, and salad dressings. Soybean oil is composed of saturated, monounsaturated and polyunsaturated fatty acids. It has a typical composition of 11% palmitic, 4% stearic, 25% oleic, 50% linoleic and 9% linolenic fatty acid content ("Economic Implications of Modified Soybean Traits Summary Report", Iowa Soybean
10 Promotion Board and American Soybean Association Special Report 92S, May 1990). Changes in fatty acid composition for improved oxidative stability and nutrition are constantly sought after. Industrial uses of soybean oil which is subjected to further processing include ingredients for paints, plastics, fibers, detergents, cosmetics, lubricants and biodiesel fuel. Soybean oil may be split, inter-esterified, sulfurized, epoxidized, polymerized, ethoxylated, or cleaved. Designing
15 and producing soybean oil derivatives with improved functionality and improved oliochemistry is a rapidly growing field. The typical mixture of triglycerides is usually split and separated into pure fatty acids, which are then combined with petroleum-derived alcohols or acids, nitrogen, sulfonates, chlorine, or with fatty alcohols derived from fats and oils.

Soybean is also used as a food source for both animals and humans. Soybean is widely
20 used as a source of protein for animal feeds for poultry, swine and cattle. During processing of whole soybeans, the fibrous hull is removed and the oil is extracted. The remaining soybean meal is a combination of carbohydrates and approximately 50% protein.

For human consumption soybean meal is made into soybean flour which is processed to protein concentrates used for meat extenders or specialty pet foods. Production of edible protein
25 ingredients from soybean offers a healthier, less expensive replacement for animal protein in meats as well as in dairy-type products.

The production process of for this products may proceed for example as follows: (i) heating of the beans up to 82°C until they contain only 9% of moisture; (ii) placement in barrels during 24 to 72 hours; (iii) crushing of the beans to remove the sheath so that the residuals
30 measure between ¼ and ⅛ of the original beans; (iv) removal of the sheath through air suction; (v) heating of the residuals at 71°C during 20 to 30 minutes; (vi) pressing of the residuals into

small flakes with a thickness from 1.2 to 1.6 millimetres; (vii) treatment to create 'collets' with the help of mechanical pressure and steam; (viii) washing with hexane to dilute the fats; (ix) heating at 100°C during 20 minutes to evaporate the fats (the recuperated fats produce soybean oil); (x) additional heating to remove the hexane; (xi) pressing of the collets in parts of 2 to 4 millimetres to produce soya meal or pressing in soya feeding cake .

Aspects of the invention are further described in the following Examples. It should be understood that these Examples are given by way of illustration only. From the above discussion and these Examples, one skilled in the art can ascertain the essential characteristics, and without departing from the spirit and scope thereof, can make various changes and modifications of the aspects of the invention of the invention to adapt it to various usages and conditions. Thus, various modifications of the aspects of the invention of the invention, in addition to those shown and described herein, will be apparent to those skilled in the art from the foregoing description. Such modifications are intended to fall within the scope of the appended claims.

15 **Combinations and Applications**

The following tables provide examples of possible breeding stacks that may be crossed with SYHT04R including (i) known transgenic events, (see Table 2) (ii) potential combinations of traits that could be genetically engineered into SYHT04R or (iii) genetically engineered into a new transgenic event and subsequently crossed with SYHT04R (see Table 3), and possible herbicidal compositions for use on such stacks. (see Tables 2 and 3)

For any of this combination it is always possible (i) only to use an HPPD inhibitor (for example, 25 to 500 g/ha sulcotrione, 25 to 250 g/ha mesotrione, 25 to 250 g/ha bicyclopyrone, 25 to 250 g/ha isoxaflutole, 25 to 250 g/ha tembotrione, 5 to 250 g/ha topramezone, 5 to 250 g/ha pyrasulfatole), (ii) to use a combination in form of a tank mix, and/or (iii) to use an application in form of a subsequent application. In that sense "+" as indicated in the tables below means any application of the indicated herbicides to the same field of plants. It includes both mixes and subsequent applications where the time and order of application can vary.

30 Table 2

Breeding stack containing in addition to SYT04R	Herbicidal composition comprising
<p>Glyphosate resistance e.g EPSPS (e.g GTS 40-3-2, MON89788, FG72, DP-356043-5)</p>	<ul style="list-style-type: none"> a. 25 to 500 g/ha sulcotrione + (optionally) 350 to 2000 g/ha glyphosate b. 25 to 250 g/ha mesotrione + (optionally) 350 to 2000 g/ha glyphosate c. 25 to 250 g/ha bicyclopyrone + (optionally) 350 to 2000 g/ha glyphosate d. 25 to 250 g/ha isoxaflutole + (optionally) 350 to 2000 g/ha glyphosate e. 25 to 250 g/ha tembotrione + (optionally) 350 to 2000 g/ha glyphosate f. 5 to 250 g/ha topramezone + (optionally) 350 to 2000 g/ha glyphosate g. 5 to 250 g/ha pyrasulfatole + (optionally) 350 to 2000 g/ha glyphosate
<p>Glufosinate resistance e.g pat / bar (e.g A2704-12, DAS-68416-4, A5547-127, GU262)</p>	<ul style="list-style-type: none"> a. 25 to 500 g/ha sulcotrione + (optionally) 200 to 1500 g/ha glufosinate b. 25 to 250 g/ha mesotrione + (optionally) 200 to 1500 g/ha glufosinate c. 25 to 250 g/ha bicyclopyrone + (optionally) 200 to 1500 g/ha glufosinate d. 25 to 250 g/ha isoxaflutole + (optionally) 200 to 1500 g/ha glufosinate e. 25 to 250 g/ha tembotrione + (optionally) 200 to 1500 g/ha glufosinate f. 5 to 250 g/ha topramezone + (optionally) 200 to 1500 g/ha glufosinate g. 5 to 250 g/ha pyrasulfatole + (optionally) 200 to 1500 g/ha glufosinate
<p>2,4-D tolerance (e.g DAS-68416-4, DAS-40278-9)</p>	<ul style="list-style-type: none"> a. 25 to 500 g/ha sulcotrione + (optionally) 100 to 2000 g/ha 2,4-D b. 25 to 250 g/ha mesotrione + (optionally) 100 to 2000 g/ha 2,4-D c. 25 to 250 g/ha bicyclopyrone + (optionally) 100 to 2000 g/ha 2,4-D d. 25 to 250 g/ha isoxaflutole + (optionally) 100 to 2000 g/ha 2,4-D e. 25 to 250 g/ha tembotrione + (optionally) 100 to 2000 g/ha 2,4-D f. 5 to 250 g/ha topramezone + (optionally) 100 to 2000 g/ha 2,4-D g. 5 to 250 g/ha pyrasulfatole + (optionally) 100 to 2000 g/ha 2,4-D
<p>Dicamba Tolerance (e.g MON87708)</p>	<ul style="list-style-type: none"> a. 25 to 500 g/ha sulcotrione + (optionally) 50 to 2000 g/ha dicamba b. 25 to 250 g/ha mesotrione + (optionally) 50 to 2000 g/ha dicamba

	<ul style="list-style-type: none"> c. 25 to 250 g/ha bicyclopyrone + (optionally) 50 to 2000 g/ha dicamba d. 25 to 250 g/ha isoxaflutole + (optionally) 50 to 2000 g/ha dicamba e. 25 to 250 g/ha tembotrione + (optionally) 50 to 2000 g/ha dicamba f. 5 to 250 g/ha topramezone + (optionally) 50 to 2000 g/ha dicamba g. 5 to 250 g/ha pyrasulfatole + (optionally) 50 to 2000 g/ha dicamba
<p>ALS Tolerance (e.g DP-356043-5, 127, BPS-CV127-9)</p>	<ul style="list-style-type: none"> a. 25 to 500 g/ha sulcotrione + (optionally) 5-500 g/ha of any herbicide or combination of herbicides selected from the group consisting of prosulfuron, primisulfuron, triasulfuron, bensulfuron, nicosulfuron, rimsulfuron, primisulfuron, thifensulfuron, foramsulfuron, chlorsulfuron, halosulfuron, imazaquin, imazapic, imazapyr, imazethapyr, imazamox, iodosulfuron, metsulfuron, mesosulfuron sulfosulfuron trifloxysulfuron tribenuron methyl, thiazopyr, diclosulam, cloransulam-methyl, flucarbazone, flumetsulam, thiencarbazone, chlorimuron-ethyl b. 25 to 250 g/ha mesotrione + (optionally) 5-500 g/ha of any herbicide or combination of herbicides selected from the group consisting of prosulfuron, primisulfuron, triasulfuron, bensulfuron, nicosulfuron, rimsulfuron, primisulfuron, thifensulfuron, foramsulfuron, chlorsulfuron, halosulfuron, imazaquin, imazapic, imazapyr, imazethapyr, imazamox, iodosulfuron, metsulfuron, mesosulfuron sulfosulfuron trifloxysulfuron tribenuron methyl, thiazopyr, diclosulam, cloransulam-methyl, flucarbazone, flumetsulam, thiencarbazone, chlorimuron-ethyl c. 25 to 250 g/ha bicyclopyrone + (optionally) 5-500 g/ha of any herbicide or combination of herbicides selected from the group consisting of prosulfuron, primisulfuron, triasulfuron, bensulfuron, nicosulfuron, rimsulfuron, primisulfuron, thifensulfuron, foramsulfuron, chlorsulfuron, halosulfuron, imazaquin, imazapic, , imazapyr, imazethapyr, imazamox, iodosulfuron, metsulfuron, mesosulfuron sulfosulfuron trifloxysulfuron tribenuron methyl, thiazopyr, diclosulam, cloransulam-methyl, flucarbazone, flumetsulam, thiencarbazone, chlorimuron-ethyl d. 25 to 250 g/ha isoxaflutole + (optionally) 5-500 g/ha of any herbicide or combination of herbicides selected from the group consisting of prosulfuron, primisulfuron, triasulfuron, bensulfuron, nicosulfuron, rimsulfuron, primisulfuron, thifensulfuron, foramsulfuron, chlorsulfuron, halosulfuron, imazaquin, imazapic, , imazapyr, imazethapyr, imazamox,

	<p>iodosulfuron, metsulfuron, mesosulfuron sulfosulfuron trifloxysulfuron tribenuron methyl, thiazopyr, diclosulam, cloransulam-methyl, flucarbazone, flumetsulam, thiencarbazone, chlorimuron-ethyl</p> <p>e. 25 to 250 g/ha tembotrione + (optionally) 5-500 g/ha of any herbicide or combination of herbicides selected from the group consisting of prosulfuron, primisulfuron, triasulfuron, bensulfuron, nicosulfuron, rimsulfuron, primisulfuron, thifensulfuron, foramsulfuron, chlorsulfuron, halosulfuron, imazaquin, imazapic, , imazapyr, imazethapyr, imazamox, iodosulfuron, metsulfuron, mesosulfuron sulfosulfuron trifloxysulfuron tribenuron methyl, thiazopyr, diclosulam, cloransulam-methyl, flucarbazone, flumetsulam, thiencarbazone, chlorimuron-ethyl</p> <p>f. 5 to 250 g/ha topramezone + (optionally) 5-500 g/ha of any herbicide or combination of herbicides selected from the group consisting of prosulfuron, primisulfuron, triasulfuron, bensulfuron, nicosulfuron, rimsulfuron, primisulfuron, thifensulfuron, foramsulfuron, chlorsulfuron, halosulfuron, imazaquin, imazapic, , imazapyr, imazethapyr, imazamox, iodosulfuron, metsulfuron, mesosulfuron sulfosulfuron trifloxysulfuron tribenuron methyl, thiazopyr, diclosulam, cloransulam-methyl, flucarbazone, flumetsulam, thiencarbazone, chlorimuron-ethyl</p> <p>g. 5 to 250 g/ha pyrasulfatole + (optionally) 5-500 g/ha of any herbicide or combination of herbicides selected from the group consisting of prosulfuron, primisulfuron, triasulfuron, bensulfuron, nicosulfuron, rimsulfuron, primisulfuron, thifensulfuron, foramsulfuron, chlorsulfuron, halosulfuron, imazaquin, imazapic, , imazapyr, imazethapyr, imazamox, iodosulfuron, metsulfuron, mesosulfuron sulfosulfuron trifloxysulfuron tribenuron methyl, thiazopyr, diclosulam, cloransulam-methyl, flucarbazone, flumetsulam, thiencarbazone, chlorimuron-ethyl</p>
<p>Glyphosate resistance e.g EPSPS (e.g GTS 40-3-2, MON89788, FG72, DP-356043-5) and Glufosinate resistance e.g pat / bar (e.g A2704-12,</p>	<p>a. 25 to 500 g/ha sulcotrione + (optionally) 200 to 1500 g/ha glufosinate + (optionally) 350 to 2000 g/ha glyphosate</p> <p>b. 25 to 250 g/ha mesotrione + (optionally) 200 to 1500 g/ha glufosinate + (optionally) 350 to 2000 g/ha glyphosate</p> <p>c. 25 to 250 g/ha bicyclopyrone + (optionally) 200 to 1500 g/ha glufosinate + (optionally) 350 to 2000 g/ha glyphosate</p> <p>d. 25 to 250 g/ha isoxaflutole + (optionally) 200 to 1500 g/ha glufosinate + (optionally) 350 to 2000 g/ha glyphosate</p> <p>e. 25 to 250 g/ha tembotrione + (optionally) 200 to 1500 g/ha glufosinate + (optionally) 350 to 2000 g/ha glyphosate</p> <p>f. 5 to 250 g/ha topramezone + (optionally) 200 to 1500 g/ha glufosinate + (optionally) 350 to 2000 g/ha glyphosate</p>

<p>DAS-68416-4, A5547-127, GU262)</p>	<p>g. 5 to 250 g/ha pyrasulfatole + (optionally) 200 to 1500 g/ha glufosinate + (optionally) 350 to 2000 g/ha glyphosate</p>
<p>Glyphosate resistance e.g EPSPS (e.g GTS 40-3-2, MON89788, FG72, DP-356043-5) and Glufosinate resistance e.g pat / bar (e.g A2704-12, DAS-68416-4, A5547-127, GU262) and Dicamba Tolerance (e.g MON87708)</p>	<p>a. 25 to 500 g/ha sulcotrione + (optionally) 200 to 1500 g/ha glufosinate + (optionally) 350 to 2000 g/ha glyphosate + (optionally) 50 to 2000 g/ha dicamba b. 25 to 250 g/ha mesotrione + (optionally) 200 to 1500 g/ha glufosinate + (optionally) 350 to 2000 g/ha glyphosate + (optionally) 50 to 2000 g/ha dicamba c. 25 to 250 g/ha bicyclopyrone + (optionally) 200 to 1500 g/ha glufosinate + (optionally) 350 to 2000 g/ha glyphosate + (optionally) 50 to 2000 g/ha dicamba d. 25 to 250 g/ha isoxaflutole + (optionally) 200 to 1500 g/ha glufosinate + (optionally) 350 to 2000 g/ha glyphosate + (optionally) 50 to 2000 g/ha dicamba e. 25 to 250 g/ha tembotrione + (optionally) 200 to 1500 g/ha glufosinate + (optionally) 350 to 2000 g/ha glyphosate + (optionally) 50 to 2000 g/ha dicamba f. 5 to 250 g/ha topramezone + (optionally) 200 to 1500 g/ha glufosinate + (optionally) 350 to 2000 g/ha glyphosate + (optionally) 50 to 2000 g/ha dicamba g. 5 to 250 g/ha pyrasulfatole + (optionally) 200 to 1500 g/ha glufosinate + (optionally) 350 to 2000 g/ha glyphosate + (optionally) 50 to 2000 g/ha dicamba</p>
<p>Glyphosate resistance e.g EPSPS (e.g GTS 40-3-2, MON89788, FG72, DP-356043-5) and Glufosinate resistance e.g pat / bar (e.g A2704-12, DAS-68416-4, A5547-127, GU262) and 2,4-D tolerance (e.g DAS-68416-4, DAS-40278-9))</p>	<p>a. 25 to 500 g/ha sulcotrione + (optionally) 200 to 1500 g/ha glufosinate + (optionally) 350 to 2000 g/ha glyphosate + (optionally) 100 to 2000 g/ha 2,4-D b. 25 to 250 g/ha mesotrione + (optionally) 200 to 1500 g/ha glufosinate + (optionally) 350 to 2000 g/ha glyphosate + (optionally) 100 to 2000 g/ha 2,4-D c. 25 to 250 g/ha bicyclopyrone + (optionally) 200 to 1500 g/ha glufosinate + (optionally) 350 to 2000 g/ha glyphosate + (optionally) 100 to 2000 g/ha 2,4-D d. 25 to 250 g/ha isoxaflutole + (optionally) 200 to 1500 g/ha glufosinate + (optionally) 350 to 2000 g/ha glyphosate + (optionally) 100 to 2000 g/ha 2,4-D e. 25 to 250 g/ha tembotrione + (optionally) 200 to 1500 g/ha glufosinate + (optionally) 350 to 2000 g/ha glyphosate + (optionally) 100 to 2000 g/ha 2,4-D f. 5 to 250 g/ha topramezone + (optionally) 200 to 1500 g/ha glufosinate + (optionally) 350 to 2000 g/ha glyphosate + (optionally) 100 to 2000 g/ha 2,4-D g. 5 to 250 g/ha pyrasulfatole + (optionally) 200 to 1500 g/ha glufosinate + (optionally) 350 to 2000 g/ha glyphosate + (optionally) 100 to 2000 g/ha 2,4-D</p>

Table 3

Molecular Stack comprising in addition:	Herbicidal composition comprising
Glyphosate resistance e.g. EPSPS, GAT, GOX	<ul style="list-style-type: none"> a. 25 to 500 g/ha sulcotrione + (optionally) 350 to 2000 g/ha glyphosate b. 25 to 250 g/ha mesotrione + (optionally) 350 to 2000 g/ha glyphosate c. 25 to 250 g/ha bicyclopyrone + (optionally) 350 to 2000 g/ha glyphosate d. 25 to 250 g/ha isoxaflutole + (optionally) 350 to 2000 g/ha glyphosate e. 25 to 250 g/ha tembotrione + (optionally) 350 to 2000 g/ha glyphosate f. 5 to 250 g/ha topramezone + (optionally) 350 to 2000 g/ha glyphosate g. 5 to 250 g/ha pyrasulfatole + (optionally) 350 to 2000 g/ha glyphosate
Glufosinate resistance e.g. PAT, BAR	<ul style="list-style-type: none"> a. 25 to 500 g/ha sulcotrione + (optionally) 200 to 1500 g/ha glufosinate b. 25 to 250 g/ha mesotrione + (optionally) 200 to 1500 g/ha glufosinate c. 25 to 250 g/ha bicyclopyrone + (optionally) 200 to 1500 g/ha glufosinate d. 25 to 250 g/ha isoxaflutole + (optionally) 200 to 1500 g/ha glufosinate e. 25 to 250 g/ha tembotrione + (optionally) 200 to 1500 g/ha glufosinate f. 5 to 250 g/ha topramezone + (optionally) 200 to 1500 g/ha glufosinate g. 5 to 250 g/ha pyrasulfatole + (optionally) 200 to 1500 g/ha glufosinate
2,4-D tolerance e.g. tfdA, AAD-1, AAD-12, AAD-13	<ul style="list-style-type: none"> a. 25 to 500 g/ha sulcotrione + (optionally) 100 to 2000 g/ha 2,4-D b. 25 to 250 g/ha mesotrione + (optionally) 100 to 2000 g/ha 2,4-D c. 25 to 250 g/ha bicyclopyrone + (optionally) 100 to 2000 g/ha 2,4-D d. 25 to 250 g/ha isoxaflutole + (optionally) 100 to 2000 g/ha 2,4-D e. 25 to 250 g/ha tembotrione + (optionally) 100 to 2000 g/ha 2,4-D f. 5 to 250 g/ha topramezone + (optionally) 100 to 2000 g/ha 2,4-D g. 5 to 250 g/ha pyrasulfatole + (optionally) 100 to 2000 g/ha 2,4-D
Dicamba Tolerance e.g. dicamba	<ul style="list-style-type: none"> a. 25 to 500 g/ha sulcotrione + (optionally) 50 to 2000 g/ha dicamba b. 25 to 250 g/ha mesotrione + (optionally) 50 to 2000 g/ha

monooxygenase (DMO)	dicamba c. 25 to 250 g/ha bicyclopyrone + (optionally) 50 to 2000 g/ha dicamba d. 25 to 250 g/ha isoxaflutole + (optionally) 50 to 2000 g/ha dicamba e. 25 to 250 g/ha tembotrione + (optionally) 50 to 2000 g/ha dicamba f. 5 to 250 g/ha topramezone + (optionally) 50 to 2000 g/ha dicamba g. 5 to 250 g/ha pyrasulfatole + (optionally) 50 to 2000 g/ha dicamba
ALS Tolerance e.g. S4 and Hra	a. 25 to 500 g/ha sulcotrione + (optionally) 5-500 g/ha of any herbicide or combination of herbicides selected from the group consisting of prosulfuron, primisulfuron, triasulfuron, bensulfuron, nicosulfuron, rimsulfuron, primisulfuron, thifensulfuron, foramsulfuron, chlorsulfuron, halosulfuron, imazaquin, imazapic, , imazapyr, imazethapyr, imazamox, iodosulfuron, metsulfuron, mesosulfuron sulfosulfuron trifloxysulfuron tribenuron methyl, thiazopyr, diclosulam, cloransulam-methyl, flucarbazone, flumetsulam, thiencarbazone, chlorimuron-ethyl b. 25 to 250 g/ha mesotrione + (optionally) 5-500 g/ha of any herbicide or combination of herbicides selected from the group consisting of prosulfuron, primisulfuron, triasulfuron, bensulfuron, nicosulfuron, rimsulfuron, primisulfuron, thifensulfuron, foramsulfuron, chlorsulfuron, halosulfuron, imazaquin, imazapic, imazapyr, imazethapyr, imazamox, iodosulfuron, metsulfuron, mesosulfuron sulfosulfuron trifloxysulfuron tribenuron methyl, thiazopyr, diclosulam, cloransulam-methyl, flucarbazone, flumetsulam, thiencarbazone, chlorimuron-ethyl c. 25 to 250 g/ha bicyclopyrone + (optionally) 5-500 g/ha of any herbicide or combination of herbicides selected from the group consisting of prosulfuron, primisulfuron, triasulfuron, bensulfuron, nicosulfuron, rimsulfuron, primisulfuron, thifensulfuron, foramsulfuron, chlorsulfuron, halosulfuron, imazaquin, imazapic, , imazapyr, imazethapyr, imazamox, iodosulfuron, metsulfuron, mesosulfuron sulfosulfuron trifloxysulfuron tribenuron methyl, thiazopyr, diclosulam, cloransulam-methyl, flucarbazone, flumetsulam, thiencarbazone, chlorimuron-ethyl d. 25 to 250 g/ha isoxaflutole + (optionally) 5-500 g/ha of any herbicide or combination of herbicides selected from the group consisting of prosulfuron, primisulfuron, triasulfuron, bensulfuron, nicosulfuron, rimsulfuron, primisulfuron, thifensulfuron, foramsulfuron, chlorsulfuron, halosulfuron,

	<p>imazaquin, imazapic, , imazapyr, imazethapyr, imazamox, iodosulfuron, metsulfuron, mesosulfuron sulfosulfuron trifloxysulfuron tribenuron methyl, thiazopyr, diclosulam, cloransulam-methyl, flucarbazone, flumetsulam, thiencarbazone, chlorimuron-ethyl</p> <p>e. 25 to 250 g/ha tembotrione + (optionally) 5-500 g/ha of any herbicide or combination of herbicides selected from the group consisting of prosulfuron, primisulfuron, triasulfuron, bensulfuron, nicosulfuron, rimsulfuron, primisulfuron, thifensulfuron, foramsulfuron, chlorsulfuron, halosulfuron, imazaquin, imazapic, , imazapyr, imazethapyr, imazamox, iodosulfuron, metsulfuron, mesosulfuron sulfosulfuron trifloxysulfuron tribenuron methyl, thiazopyr, diclosulam, cloransulam-methyl, flucarbazone, flumetsulam, thiencarbazone, chlorimuron-ethyl</p> <p>f. 5 to 250 g/ha topramezone + (optionally) 5-500 g/ha of any herbicide or combination of herbicides selected from the group consisting of prosulfuron, primisulfuron, triasulfuron, bensulfuron, nicosulfuron, rimsulfuron, primisulfuron, thifensulfuron, foramsulfuron, chlorsulfuron, halosulfuron, imazaquin, imazapic, , imazapyr, imazethapyr, imazamox, iodosulfuron, metsulfuron, mesosulfuron sulfosulfuron trifloxysulfuron tribenuron methyl, thiazopyr, diclosulam, cloransulam-methyl, flucarbazone, flumetsulam, thiencarbazone, chlorimuron-ethyl</p> <p>g. 5 to 250 g/ha pyrasulfatole + (optionally) 5-500 g/ha of any herbicide or combination of herbicides selected from the group consisting of prosulfuron, primisulfuron, triasulfuron, bensulfuron, nicosulfuron, rimsulfuron, primisulfuron, thifensulfuron, foramsulfuron, chlorsulfuron, halosulfuron, imazaquin, imazapic, , imazapyr, imazethapyr, imazamox, iodosulfuron, metsulfuron, mesosulfuron sulfosulfuron trifloxysulfuron tribenuron methyl, thiazopyr, diclosulam, cloransulam-methyl, flucarbazone, flumetsulam, thiencarbazone, chlorimuron-ethyl</p>
<p>Glyphosate resistance e.g EPSPS, GAT, GOX and Glufosinate resistance e.g. PAT, BAR</p>	<p>a. 25 to 500 g/ha sulcotrione + (optionally) 200 to 1500 g/ha glufosinate + (optionally) 350 to 2000 g/ha glyphosate</p> <p>b. 25 to 250 g/ha mesotrione + (optionally) 200 to 1500 g/ha glufosinate + (optionally) 350 to 2000 g/ha glyphosate</p> <p>c. 25 to 250 g/ha bicyclopyrone + (optionally) 200 to 1500 g/ha glufosinate + (optionally) 350 to 2000 g/ha glyphosate</p> <p>d. 25 to 250 g/ha isoxaflutole + (optionally) 200 to 1500 g/ha glufosinate + (optionally) 350 to 2000 g/ha glyphosate</p> <p>e. 25 to 250 g/ha tembotrione + (optionally) 200 to 1500 g/ha glufosinate + (optionally) 350 to 2000 g/ha glyphosate</p> <p>f. 5 to 250 g/ha topramezone + (optionally) 200 to 1500 g/ha</p>

	<p>glufosinate + (optionally) 350 to 2000 g/ha glyphosate</p> <p>g. 5 to 250 g/ha pyrasulfatole + (optionally) 200 to 1500 g/ha glufosinate + (optionally) 350 to 2000 g/ha glyphosate</p>
<p>Glyphosate resistance e.g EPSPS, GAT, GOX and 2,4-D tolerance e.g. tfdA, AAD-1, AAD-12, AAD-13</p>	<p>a. 25 to 500 g/ha sulcotrione + (optionally) 350 to 2000 g/ha glyphosate + (optionally) 100 to 2000 g/ha 2,4-D</p> <p>b. 25 to 250 g/ha mesotrione + (optionally) 350 to 2000 g/ha glyphosate + (optionally) 100 to 2000 g/ha 2,4-D</p> <p>c. 25 to 250 g/ha bicyclopyrone + (optionally) 350 to 2000 g/ha glyphosate + (optionally) 100 to 2000 g/ha 2,4-D</p> <p>d. 25 to 250 g/ha isoxaflutole + (optionally) 350 to 2000 g/ha glyphosate + (optionally) 100 to 2000 g/ha 2,4-D</p> <p>e. 25 to 250 g/ha tembotrione + (optionally) 350 to 2000 g/ha glyphosate + (optionally) 100 to 2000 g/ha 2,4-D</p> <p>f. 5 to 250 g/ha topramezone + (optionally) 350 to 2000 g/ha glyphosate + (optionally) 100 to 2000 g/ha 2,4-D</p> <p>g. 5 to 250 g/ha pyrasulfatole + (optionally) 350 to 2000 g/ha glyphosate + (optionally) 100 to 2000 g/ha 2,4-D</p>
<p>Glufosinate resistance e.g. PAT, BAR and 2,4-D tolerance e.g. tfdA, AAD-1, AAD-12, AAD-13</p>	<p>a. 25 to 500 g/ha sulcotrione + (optionally) 200 to 1500 g/ha glufosinate + (optionally) 100 to 2000 g/ha 2,4-D</p> <p>b. 25 to 250 g/ha mesotrione + (optionally) 200 to 1500 g/ha glufosinate + (optionally) 100 to 2000 g/ha 2,4-D</p> <p>c. 25 to 250 g/ha bicyclopyrone + (optionally) 200 to 1500 g/ha glufosinate + (optionally) 100 to 2000 g/ha 2,4-D</p> <p>d. 25 to 250 g/ha isoxaflutole + (optionally) 200 to 1500 g/ha glufosinate + (optionally) 100 to 2000 g/ha 2,4-D</p> <p>e. 25 to 250 g/ha tembotrione + (optionally) 200 to 1500 g/ha glufosinate + (optionally) 100 to 2000 g/ha 2,4-D</p> <p>f. 5 to 250 g/ha topramezone + (optionally) 200 to 1500 g/ha glufosinate + (optionally) 100 to 2000 g/ha 2,4-D</p> <p>g. 5 to 250 g/ha pyrasulfatole + (optionally) 200 to 1500 g/ha glufosinate + (optionally) 100 to 2000 g/ha 2,4-D</p>
<p>Glyphosate resistance e.g EPSPS, GAT, GOX and Dicamba tolerance e.g. DMO</p>	<p>a. 25 to 500 g/ha sulcotrione + (optionally) 350 to 2000 g/ha glyphosate + (optionally) 50 to 2000 g/ha dicamba</p> <p>b. 25 to 250 g/ha mesotrione + (optionally) 350 to 2000 g/ha glyphosate + (optionally) 50 to 2000 g/ha dicamba</p> <p>c. 25 to 250 g/ha bicyclopyrone + (optionally) 350 to 2000 g/ha glyphosate + (optionally) 50 to 2000 g/ha dicamba</p> <p>d. 25 to 250 g/ha isoxaflutole + (optionally) 350 to 2000 g/ha glyphosate + (optionally) 50 to 2000 g/ha dicamba</p> <p>e. 25 to 250 g/ha tembotrione + (optionally) 350 to 2000 g/ha glyphosate + (optionally) 50 to 2000 g/ha dicamba</p> <p>f. 5 to 250 g/ha topramezone + (optionally) 350 to 2000 g/ha glyphosate + (optionally) 50 to 2000 g/ha dicamba</p> <p>g. 5 to 250 g/ha pyrasulfatole + (optionally) 350 to 2000 g/ha glyphosate + (optionally) 50 to 2000 g/ha dicamba</p>

<p>Glufosinate resistance e.g. PAT, BAR and Dicamba tolerance e.g. DMO</p>	<ul style="list-style-type: none"> a. 25 to 500 g/ha sulcotrione + (optionally) 200 to 1500 g/ha glufosinate + (optionally) 50 to 2000 g/ha dicamba b. 25 to 250 g/ha mesotrione + (optionally) 200 to 1500 g/ha glufosinate + (optionally) 50 to 2000 g/ha dicamba c. 25 to 250 g/ha bicyclopyrone + (optionally) 200 to 1500 g/ha glufosinate + (optionally) 50 to 2000 g/ha dicamba d. 25 to 250 g/ha isoxaflutole + (optionally) 200 to 1500 g/ha glufosinate + (optionally) 50 to 2000 g/ha dicamba e. 25 to 250 g/ha tembotrione + (optionally) 200 to 1500 g/ha glufosinate + (optionally) 50 to 2000 g/ha dicamba f. 5 to 250 g/ha topramezone + (optionally) 200 to 1500 g/ha glufosinate + (optionally) 50 to 2000 g/ha dicamba g. 5 to 250 g/ha pyrasulfatole + (optionally) 200 to 1500 g/ha glufosinate + (optionally) 50 to 2000 g/ha dicamba
<p>Glyphosate resistance e.g EPSPS, GAT, GOX and Glufosinate resistance e.g. PAT, BAR and Dicamba tolerance e.g. DMO</p>	<ul style="list-style-type: none"> a. 25 to 500 g/ha sulcotrione + (optionally) 200 to 1500 g/ha glufosinate + (optionally) 350 to 2000 g/ha glyphosate + (optionally) 50 to 2000 g/ha dicamba b. 25 to 250 g/ha mesotrione + (optionally) 200 to 1500 g/ha glufosinate + (optionally) 350 to 2000 g/ha glyphosate + (optionally) 50 to 2000 g/ha dicamba c. 25 to 250 g/ha bicyclopyrone + (optionally) 200 to 1500 g/ha glufosinate + (optionally) 350 to 2000 g/ha glyphosate + (optionally) 50 to 2000 g/ha dicamba d. 25 to 250 g/ha isoxaflutole + (optionally) 200 to 1500 g/ha glufosinate + (optionally) 350 to 2000 g/ha glyphosate + (optionally) 50 to 2000 g/ha dicamba e. 25 to 250 g/ha tembotrione + (optionally) 200 to 1500 g/ha glufosinate + (optionally) 350 to 2000 g/ha glyphosate + (optionally) 50 to 2000 g/ha dicamba f. 5 to 250 g/ha topramezone + (optionally) 200 to 1500 g/ha glufosinate + (optionally) 350 to 2000 g/ha glyphosate + (optionally) 50 to 2000 g/ha dicamba g. 5 to 250 g/ha pyrasulfatole + (optionally) 200 to 1500 g/ha glufosinate + (optionally) 350 to 2000 g/ha glyphosate + (optionally) 50 to 2000 g/ha dicamba
<p>Glyphosate resistance e.g EPSPS, GAT, GOX and Glufosinate resistance e.g. PAT, BAR and 2,4-D tolerance e.g. tfdA,</p>	<ul style="list-style-type: none"> a. 25 to 500 g/ha sulcotrione + (optionally) 200 to 1500 g/ha glufosinate + (optionally) 350 to 2000 g/ha glyphosate + (optionally) 100 to 2000 g/ha 2,4-D b. 25 to 250 g/ha mesotrione + (optionally) 200 to 1500 g/ha glufosinate + (optionally) 350 to 2000 g/ha glyphosate + (optionally) 100 to 2000 g/ha 2,4-D c. 25 to 250 g/ha bicyclopyrone + (optionally) 200 to 1500 g/ha glufosinate + (optionally) 350 to 2000 g/ha glyphosate + (optionally) 100 to 2000 g/ha 2,4-D d. 25 to 250 g/ha isoxaflutole + (optionally) 200 to 1500 g/ha glufosinate + (optionally) 350 to 2000 g/ha glyphosate +

<p>AAAD-1, AAAD-12, AAAD-13</p>	<p>(optionally) 100 to 2000 g/ha 2,4-D</p> <p>e. 25 to 250 g/ha tembotrione + (optionally) 200 to 1500 g/ha glufosinate + (optionally) 350 to 2000 g/ha glyphosate + (optionally) 100 to 2000 g/ha 2,4-D</p> <p>f. 5 to 250 g/ha topramezone + (optionally) 200 to 1500 g/ha glufosinate + (optionally) 350 to 2000 g/ha glyphosate + (optionally) 100 to 2000 g/ha 2,4-D</p> <p>g. 5 to 250 g/ha pyrasulfatole + (optionally) 200 to 1500 g/ha glufosinate + (optionally) 350 to 2000 g/ha glyphosate + (optionally) 100 to 2000 g/ha 2,4-D</p>
<p>Glyphosate resistance e.g. EPSPS, GAT, GOX and Glufosinate resistance e.g. PAT, BAR and ALS inhibitor tolerance, e.g. Sr4, Hra</p>	<p>a. 25 to 500 g/ha sulcotrione + (optionally) 200 to 1500 g/ha glufosinate + (optionally) 350 to 2000 g/ha glyphosate + (optionally) 5-500 g/ha of any herbicide or combination of herbicides selected from the group consisting of prosulfuron, primisulfuron, triasulfuron, bensulfuron, nicosulfuron, rimsulfuron, primisulfuron, thifensulfuron, foramsulfuron, chlorsulfuron, halosulfuron, imazaquin, imazapic, imazapyr, imazethapyr, imazamox, iodosulfuron, metsulfuron, mesosulfuron sulfosulfuron trifloxysulfuron tribenuron methyl, thiazopyr, diclosulam, cloransulam-methyl, flucarbazone, flumetsulam, thiencazone, chlorimuron-ethyl</p> <p>b. 25 to 250 g/ha mesotrione + (optionally) 200 to 1500 g/ha glufosinate + (optionally) 350 to 2000 g/ha glyphosate + (optionally) 5-500 g/ha of any herbicide or combination of herbicides selected from the group consisting of prosulfuron, primisulfuron, triasulfuron, bensulfuron, nicosulfuron, rimsulfuron, primisulfuron, thifensulfuron, foramsulfuron, chlorsulfuron, halosulfuron, imazaquin, imazapic, imazapyr, imazethapyr, imazamox, iodosulfuron, metsulfuron, mesosulfuron sulfosulfuron trifloxysulfuron tribenuron methyl, thiazopyr, diclosulam, cloransulam-methyl, flucarbazone, flumetsulam, thiencazone, chlorimuron-ethyl</p> <p>c. 25 to 250 g/ha bicyclopyrone + (optionally) 200 to 1500 g/ha glufosinate + (optionally) 350 to 2000 g/ha glyphosate + (optionally) 5-500 g/ha of any herbicide or combination of herbicides selected from the group consisting of prosulfuron, primisulfuron, triasulfuron, bensulfuron, nicosulfuron, rimsulfuron, primisulfuron, thifensulfuron, foramsulfuron, chlorsulfuron, halosulfuron, imazaquin, imazapic, imazapyr, imazethapyr, imazamox, iodosulfuron, metsulfuron, mesosulfuron sulfosulfuron trifloxysulfuron tribenuron methyl, thiazopyr, diclosulam, cloransulam-methyl, flucarbazone, flumetsulam, thiencazone, chlorimuron-ethyl</p> <p>d. 25 to 250 g/ha isoxaflutole + (optionally) 200 to 1500 g/ha glufosinate + (optionally) 350 to 2000 g/ha glyphosate + (optionally) 5-500 g/ha of any herbicide or combination of</p>

	<p>herbicides selected from the group consisting of prosulfuron, primisulfuron, triasulfuron, bensulfuron, nicosulfuron, rimsulfuron, primisulfuron, thifensulfuron, foramsulfuron, chlorsulfuron, halosulfuron, imazaquin, imazapic, imazapyr, imazethapyr, imazamox, iodosulfuron, metsulfuron, mesosulfuron sulfosulfuron trifloxysulfuron tribenuron methyl, thiazopyr, diclosulam, cloransulam-methyl, flucarbazone, flumetsulam, thiencarbazone, chlorimuron-ethyl</p> <p>e. 25 to 250 g/ha tembotrione + (optionally) 200 to 1500 g/ha glufosinate + (optionally) 350 to 2000 g/ha glyphosate + (optionally) 5-500 g/ha of any herbicide or combination of herbicides selected from the group consisting of prosulfuron, primisulfuron, triasulfuron, bensulfuron, nicosulfuron, rimsulfuron, primisulfuron, thifensulfuron, foramsulfuron, chlorsulfuron, halosulfuron, imazaquin, imazapic, imazapyr, imazethapyr, imazamox, iodosulfuron, metsulfuron, mesosulfuron sulfosulfuron trifloxysulfuron tribenuron methyl, thiazopyr, diclosulam, cloransulam-methyl, flucarbazone, flumetsulam, thiencarbazone, chlorimuron-ethyl</p> <p>f. 5 to 250 g/ha topramezone + (optionally) 200 to 1500 g/ha glufosinate + (optionally) 350 to 2000 g/ha glyphosate + (optionally) 5-500 g/ha of any herbicide or combination of herbicides selected from the group consisting of prosulfuron, primisulfuron, triasulfuron, bensulfuron, nicosulfuron, rimsulfuron, primisulfuron, thifensulfuron, foramsulfuron, chlorsulfuron, halosulfuron, imazaquin, imazapic, imazapyr, imazethapyr, imazamox, iodosulfuron, metsulfuron, mesosulfuron sulfosulfuron trifloxysulfuron tribenuron methyl, thiazopyr, diclosulam, cloransulam-methyl, flucarbazone, flumetsulam, thiencarbazone, chlorimuron-ethyl</p> <p>g. 5 to 250 g/ha pyrasulfatole + (optionally) 200 to 1500 g/ha glufosinate + (optionally) 350 to 2000 g/ha glyphosate + (optionally) 5-500 g/ha of any herbicide or combination of herbicides selected from the group consisting of prosulfuron, primisulfuron, triasulfuron, bensulfuron, nicosulfuron, rimsulfuron, primisulfuron, thifensulfuron, foramsulfuron, chlorsulfuron, halosulfuron, imazaquin, imazapic, imazapyr, imazethapyr, imazamox, iodosulfuron, metsulfuron, mesosulfuron sulfosulfuron trifloxysulfuron tribenuron methyl, thiazopyr, diclosulam, cloransulam-methyl, flucarbazone, flumetsulam, thiencarbazone, chlorimuron-ethyl</p>
<p>Glyphosate resistance e.g EPSPS, GAT, GOX</p>	<p>a. 25 to 500 g/ha sulcotrione + (optionally) 200 to 1500 g/ha glufosinate + (optionally) 350 to 2000 g/ha glyphosate + (optionally) 5-500 g/ha of any herbicide or combination of herbicides selected from the group consisting of prosulfuron, primisulfuron, triasulfuron, bensulfuron, nicosulfuron,</p>

<p>and Glufosinate resistance e.g. PAT, BAR and ALS inhibitor tolerance, e.g. Sr4, Hra and Dicamba tolerance e.g. DMO</p>	<p>rimsulfuron, primisulfuron, thifensulfuron, foramsulfuron, chlorsulfuron, halosulfuron, imazaquin, imazapic, imazapyr, imazethapyr, imazamox, iodosulfuron, metsulfuron, mesosulfuron sulfosulfuron trifloxysulfuron tribenuron methyl, thiazopyr, diclosulam, cloransulam-methyl, flucarbazone, flumetsulam, thiencarbazone, chlorimuron-ethyl + (optionally) 50 to 2000 g/ha dicamba</p> <p>b. 25 to 250 g/ha mesotrione + (optionally) 200 to 1500 g/ha glufosinate + (optionally) 350 to 2000 g/ha glyphosate + (optionally) 5-500 g/ha of any herbicide or combination of herbicides selected from the group consisting of prosulfuron, primisulfuron, triasulfuron, bensulfuron, nicosulfuron, rimsulfuron, primisulfuron, thifensulfuron, foramsulfuron, chlorsulfuron, halosulfuron, imazaquin, imazapic, imazapyr, imazethapyr, imazamox, iodosulfuron, metsulfuron, mesosulfuron sulfosulfuron trifloxysulfuron tribenuron methyl, thiazopyr, diclosulam, cloransulam-methyl, flucarbazone, flumetsulam, thiencarbazone, chlorimuron-ethyl + (optionally) 50 to 2000 g/ha dicamba</p> <p>c. 25 to 250 g/ha bicyclopyrone + (optionally) 200 to 1500 g/ha glufosinate + (optionally) 350 to 2000 g/ha glyphosate + (optionally) 5-500 g/ha of any herbicide or combination of herbicides selected from the group consisting of prosulfuron, primisulfuron, triasulfuron, bensulfuron, nicosulfuron, rimsulfuron, primisulfuron, thifensulfuron, foramsulfuron, chlorsulfuron, halosulfuron, imazaquin, imazapic, imazapyr, imazethapyr, imazamox, iodosulfuron, metsulfuron, mesosulfuron sulfosulfuron trifloxysulfuron tribenuron methyl, thiazopyr, diclosulam, cloransulam-methyl, flucarbazone, flumetsulam, thiencarbazone, chlorimuron-ethyl + (optionally) 50 to 2000 g/ha dicamba</p> <p>d. 25 to 250 g/ha isoxaflutole + (optionally) 200 to 1500 g/ha glufosinate + (optionally) 350 to 2000 g/ha glyphosate + (optionally) 5-500 g/ha of any herbicide or combination of herbicides selected from the group consisting of prosulfuron, primisulfuron, triasulfuron, bensulfuron, nicosulfuron, rimsulfuron, primisulfuron, thifensulfuron, foramsulfuron, chlorsulfuron, halosulfuron, imazaquin, imazapic, imazapyr, imazethapyr, imazamox, iodosulfuron, metsulfuron, mesosulfuron sulfosulfuron trifloxysulfuron tribenuron methyl, thiazopyr, diclosulam, cloransulam-methyl, flucarbazone, flumetsulam, thiencarbazone, chlorimuron-ethyl + (optionally) 50 to 2000 g/ha dicamba</p> <p>e. 25 to 250 g/ha tembotrione + (optionally) 200 to 1500 g/ha glufosinate + (optionally) 350 to 2000 g/ha glyphosate + (optionally) 5-500 g/ha of any herbicide or combination of</p>
---	--

	<p>herbicides selected from the group consisting of prosulfuron, primisulfuron, triasulfuron, bensulfuron, nicosulfuron, rimsulfuron, primisulfuron, thifensulfuron, foramsulfuron, chlorsulfuron, halosulfuron, imazaquin, imazapic, imazapyr, imazethapyr, imazamox, iodosulfuron, metsulfuron, mesosulfuron sulfosulfuron trifloxysulfuron tribenuron methyl, thiazopyr, diclosulam, cloransulam-methyl, flucarbazone, flumetsulam, thiencarbazone, chlorimuron-ethyl + (optionally) 50 to 2000 g/ha dicamba</p> <p>f. 5 to 250 g/ha topramezone + (optionally) 200 to 1500 g/ha glufosinate + (optionally) 350 to 2000 g/ha glyphosate + (optionally) 5-500 g/ha of any herbicide or combination of herbicides selected from the group consisting of prosulfuron, primisulfuron, triasulfuron, bensulfuron, nicosulfuron, rimsulfuron, primisulfuron, thifensulfuron, foramsulfuron, chlorsulfuron, halosulfuron, imazaquin, imazapic, imazapyr, imazethapyr, imazamox, iodosulfuron, metsulfuron, mesosulfuron sulfosulfuron trifloxysulfuron tribenuron methyl, thiazopyr, diclosulam, cloransulam-methyl, flucarbazone, flumetsulam, thiencarbazone, chlorimuron-ethyl + (optionally) 50 to 2000 g/ha dicamba</p> <p>g. 5 to 250 g/ha pyrasulfatole + (optionally) 200 to 1500 g/ha glufosinate + (optionally) 350 to 2000 g/ha glyphosate + (optionally) 5-500 g/ha of any herbicide or combination of herbicides selected from the group consisting of prosulfuron, primisulfuron, triasulfuron, bensulfuron, nicosulfuron, rimsulfuron, primisulfuron, thifensulfuron, foramsulfuron, chlorsulfuron, halosulfuron, imazaquin, imazapic, imazapyr, imazethapyr, imazamox, iodosulfuron, metsulfuron, mesosulfuron sulfosulfuron trifloxysulfuron tribenuron methyl, thiazopyr, diclosulam, cloransulam-methyl, flucarbazone, flumetsulam, thiencarbazone, chlorimuron-ethyl + (optionally) 50 to 2000 g/ha dicamba</p>
<p>Glyphosate resistance e.g EPSPS, GAT, GOX and Glufosinate resistance e.g. PAT, BAR and ALS inhibitor tolerance, e.g. Sr4, Hra and</p>	<p>a. 25 to 500 g/ha sulcotrione + (optionally) 200 to 1500 g/ha glufosinate + (optionally) 350 to 2000 g/ha glyphosate + (optionally) 5-500 g/ha of any herbicide or combination of herbicides selected from the group consisting of prosulfuron, primisulfuron, triasulfuron, bensulfuron, nicosulfuron, rimsulfuron, primisulfuron, thifensulfuron, foramsulfuron, chlorsulfuron, halosulfuron, imazaquin, imazapic, imazapyr, imazethapyr, imazamox, iodosulfuron, metsulfuron, mesosulfuron sulfosulfuron trifloxysulfuron tribenuron methyl, thiazopyr, diclosulam, cloransulam-methyl, flucarbazone, flumetsulam, thiencarbazone, chlorimuron-ethyl + (optionally) 100 to 2000 g/ha 2,4-D</p> <p>b. 25 to 250 g/ha mesotrione + (optionally) 200 to 1500 g/ha</p>

<p>2,4-D tolerance e.g. tfdA, AAD-1, AAD-12, AAD-13</p>	<p>glufosinate + (optionally) 350 to 2000 g/ha glyphosate + (optionally) 5-500 g/ha of any herbicide or combination of herbicides selected from the group consisting of prosulfuron, primisulfuron, triasulfuron, bensulfuron, nicosulfuron, rimsulfuron, primisulfuron, thifensulfuron, foramsulfuron, chlorsulfuron, halosulfuron, imazaquin, imazapic, imazapyr, imazethapyr, imazamox, iodosulfuron, metsulfuron, mesosulfuron sulfosulfuron trifloxysulfuron tribenuron methyl, thiazopyr, diclosulam, cloransulam-methyl, flucarbazone, flumetsulam, thien carbazone, chlorimuron-ethyl + (optionally) 100 to 2000 g/ha 2,4-D</p> <p>c. 25 to 250 g/ha bicyclopyrone + (optionally) 200 to 1500 g/ha glufosinate + (optionally) 350 to 2000 g/ha glyphosate + (optionally) 5-500 g/ha of any herbicide or combination of herbicides selected from the group consisting of prosulfuron, primisulfuron, triasulfuron, bensulfuron, nicosulfuron, rimsulfuron, primisulfuron, thifensulfuron, foramsulfuron, chlorsulfuron, halosulfuron, imazaquin, imazapic, imazapyr, imazethapyr, imazamox, iodosulfuron, metsulfuron, mesosulfuron sulfosulfuron trifloxysulfuron tribenuron methyl, thiazopyr, diclosulam, cloransulam-methyl, flucarbazone, flumetsulam, thien carbazone, chlorimuron-ethyl + (optionally) 100 to 2000 g/ha 2,4-D</p> <p>d. 25 to 250 g/ha isoxaflutole + (optionally) 200 to 1500 g/ha glufosinate + (optionally) 350 to 2000 g/ha glyphosate + (optionally) 5-500 g/ha of any herbicide or combination of herbicides selected from the group consisting of prosulfuron, primisulfuron, triasulfuron, bensulfuron, nicosulfuron, rimsulfuron, primisulfuron, thifensulfuron, foramsulfuron, chlorsulfuron, halosulfuron, imazaquin, imazapic, imazapyr, imazethapyr, imazamox, iodosulfuron, metsulfuron, mesosulfuron sulfosulfuron trifloxysulfuron tribenuron methyl, thiazopyr, diclosulam, cloransulam-methyl, flucarbazone, flumetsulam, thien carbazone, chlorimuron-ethyl + (optionally) 100 to 2000 g/ha 2,4-D</p> <p>e. 25 to 250 g/ha tembotrione + (optionally) 200 to 1500 g/ha glufosinate + (optionally) 350 to 2000 g/ha glyphosate + (optionally) 5-500 g/ha of any herbicide or combination of herbicides selected from the group consisting of prosulfuron, primisulfuron, triasulfuron, bensulfuron, nicosulfuron, rimsulfuron, primisulfuron, thifensulfuron, foramsulfuron, chlorsulfuron, halosulfuron, imazaquin, imazapic, imazapyr, imazethapyr, imazamox, iodosulfuron, metsulfuron, mesosulfuron sulfosulfuron trifloxysulfuron tribenuron methyl, thiazopyr, diclosulam, cloransulam-methyl, flucarbazone, flumetsulam, thien carbazone, chlorimuron-ethyl + (optionally)</p>
---	---

	<p>100 to 2000 g/ha 2,4-D</p> <p>f. 5 to 250 g/ha topramezone + (optionally) 200 to 1500 g/ha glufosinate + (optionally) 350 to 2000 g/ha glyphosate + (optionally) 5-500 g/ha of any herbicide or combination of herbicides selected from the group consisting of prosulfuron, primisulfuron, triasulfuron, bensulfuron, nicosulfuron, rimsulfuron, primisulfuron, thifensulfuron, foramsulfuron, chlorsulfuron, halosulfuron, imazaquin, imazapic, imazapyr, imazethapyr, imazamox, iodosulfuron, metsulfuron, mesosulfuron sulfosulfuron trifloxysulfuron tribenuron methyl, thiazopyr, diclosulam, cloransulam-methyl, flucarbazone, flumetsulam, thien carbazole, chlorimuron-ethyl + (optionally) 100 to 2000 g/ha 2,4-D</p> <p>g. 5 to 250 g/ha pyrasulfatole + (optionally) 200 to 1500 g/ha glufosinate + (optionally) 350 to 2000 g/ha glyphosate + (optionally) 5-500 g/ha of any herbicide or combination of herbicides selected from the group consisting of prosulfuron, primisulfuron, triasulfuron, bensulfuron, nicosulfuron, rimsulfuron, primisulfuron, thifensulfuron, foramsulfuron, chlorsulfuron, halosulfuron, imazaquin, imazapic, imazapyr, imazethapyr, imazamox, iodosulfuron, metsulfuron, mesosulfuron sulfosulfuron trifloxysulfuron tribenuron methyl, thiazopyr, diclosulam, cloransulam-methyl, flucarbazone, flumetsulam, thien carbazole, chlorimuron-ethyl + (optionally) 100 to 2000 g/ha 2,4-D</p>
--	---

These tables are provided only as examples. Possible traits that may be included in a breeding stack with or genetically engineered into SYHT04R include but are not limited to: traits encoding glyphosate resistance (e.g., resistant plant or bacterial EPSPS, GOX, GAT), glufosinate resistance (e.g., PAT, BAR), acetolactate synthase (ALS)-inhibiting herbicide resistance (e.g., imidazolinones [such as imazethapyr], sulfonyleureas, triazolopyrimidine sulfonanilide, pyrimidinylthiobenzoates, and other chemistries), bromoxynil resistance (e.g., Bxn), resistance to inhibitors of HPPD (e.g. 4-hydroxyphenyl-pyruvate-dioxygenase from Pseudomonas, Avena sativa) enzyme, resistance to inhibitors of phytoene desaturase (PDS), resistance to photosystem II inhibiting herbicides (e.g., psbA), resistance to photosystem I inhibiting herbicides, resistance to protoporphyrinogen oxidase IX (PPO)-inhibiting herbicides (e.g., fomesafen, acifluorfen-sodium, oxyfluorfen, lactofen, fluthiacet-methyl, saflufenacil, flumioxazin, flumiclorac-pentyl, carfentrazone-ethyl, sulfentrazone), resistance to phenylurea herbicides (e.g., CYP76B1), 2,4-D resistance (e.g. aryloxy alkanoate dioxygenase or tfdA, AAD-1, AAD-12, or AAD-13),

homogentisate solanesyltransferase (e.g. HST) dicamba-degrading enzymes (e.g. DMO), and others could be stacked alone or in multiple combinations to provide the ability to effectively control or prevent weed shifts and/or resistance to any herbicide of the aforementioned classes.

The above individualized herbicidal compositions may further comprise one or more soybean selective herbicides selected from the group consisting of acetochlor, acifluorfen, acifluorfen-sodium, aclonifen, alachlor, allidochlor, alloxydim, alloxydim-sodium, ametryn, amicarbazone, amidochlor, amidosulfuron, aminocyclopyrachlor, aminocyclopyrachlor-potassium, aminocyclopyrachlor-methyl, aminopyralid, amitrole, ammoniumsulfamate, anilofos, asulam, atrazine, azafenidin, azimsulfuron, beflubutamid, benazolin, benazolin-ethyl, benfluralin, benfuresate, bensulfuron, bensulfuron-methyl, bensulide, bentazone, benzobicyclon, benzofenap, bicyclopyron, bifenox, bilanafos, bilanafos-sodium, bispyribac, bispyribac-sodium, bromacil, bromobutide, bromofenoxim, bromoxynil, bromoxynil-butyrate, -potassium, -heptanoate and -octanoate, busoxinone, butachlor, butafenacil, butamifos, butenachlor, butralin, butroxydim, butylate, cafenstrole, carbetamide, carfentrazone, carfentrazone-ethyl, chloramben, chlorbromuron, chlorfenac, chlorfenac-sodium, chlorfenprop, chlorflurenol, chlorflurenol-methyl, chloridazon, chlorimuron, chlorimuron-ethyl, chlorophthalim, chlorotoluron, chlorthal-dimethyl, chlorsulfuron, cinidon, cinidon-ethyl, cinmethylin, cinosulfuron, clethodim, clodinafop, clodinafop-propargyl, clomazone, clomeprop, clopyralid, cloransulam, cloransulam-methyl, cumyluron, cyanamide, cyanazine, cycloate, cyclosulfamuron, cycloxydim, cyhalofop, cyhalofop-butyl, cyprazine, 2,4-D, 2,4-D-butotyl, -butyl, -dimethylammonium, -diolamin, -ethyl, 2-ethylhexyl, dazomet, -isobutyl, -isooctyl, -isopropylammonium, -potassium, -triisopropanolammonium and -trolamine, 2,4-DB, 2,4-DB-butyl, -dimethylammonium, isooctyl, -potassium and -sodium, daimuron (dymron), dalapon, n-decanol, desmedipham, detosyl-pyrazolate (DTP), dicamba, dichlobenil, dichlorprop, dichlorprop-P, diclofop, diclofop-methyl, diclofop-P-methyl, diclosulam, difenzoquat, diflufenican, diflufenzopyr, diflufenzopyr-sodium, dimefuron, dimepiperate, dimethachlor, dimethametryn, dimethenamid, dimethenamid-P, dimetrasulfuron, dinitramine, dinoterb, diphenamid, diquat, diquat-dibromid, dithiopyr, diuron, DNOC, endotal, EPTC, esprocarb, ethalfluralin, ethametsulfuron, ethametsulfuron-methyl, ethiozin, ethofumesate, ethoxyfen, ethoxyfen-ethyl, ethoxysulfuron, etobenzanid, F-5231, i.e. N-{2-chloro-4-fluoro-5-[4-(3-fluoropropyl)-5-oxo-4,5-dihydro-1H-tetrazol-1-

yl]phenyl}ethanesulfonamide, F-7967, i. e. 3-[7-chloro-5-fluoro-2-(trifluoromethyl)-1H-
 benzimidazol-4-yl]-1-methyl-6-(trifluoromethyl)pyrimidine-2,4(1H,3H)-dione, fenoxaprop,
 fenoxaprop-P, fenoxaprop-ethyl, fenoxaprop-P-ethyl, fenoxasulfone, fentrazamide, flamprop,
 flamprop-M-isopropyl, flamprop-M-methyl, flzasulfuron, florasulam, fluazifop, fluazifop-P,
 5 fluazifop-butyl, fluazifop-P-butyl, flucarbazone, flucarbazone-sodium, flucetosulfuron,
 fluchloralin, flufenacet (thiafluamide), flufenpyr, flufenpyr-ethyl, flumetsulam, flumiclorac,
 flumiclorac-pentyl, flumioxazin, fluometuron, flurenol, flurenol-butyl, -dimethylammonium and
 -methyl, fluoroglycofen, fluoroglycofen-ethyl, flupropanate, flupyrsulfuron, flupyrsulfuron-
 methyl-sodium, fluridone, flurochloridone, fluroxypyr, fluroxypyr-meptyl, flurtamone,
 10 fluthiacet, fluthiacet-methyl, fluthiamide, fomesafen, fomesafen-sodium, foramsulfuron,
 fosamine, glufosinate, glufosinate-ammonium, glufosinate-P-sodium, glufosinate-P-ammonium,
 glufosinate-P-sodium, glyphosate, glyphosate-ammonium, -isopropylammonium, -diammonium,
 -dimethylammonium, -potassium, -sodium and -trimesium, H-9201, i.e. O-(2,4-dimethyl-6-
 nitrophenyl) O-ethyl isopropylphosphoramidothioate, halosafen, halosulfuron, halosulfuron-
 15 methyl, haloxyfop, haloxyfop-P, haloxyfop-ethoxyethyl, haloxyfop-P-ethoxyethyl, haloxyfop-
 methyl, haloxyfop-P-methyl, hexazinone, HW-02, i.e. 1-(dimethoxyphosphoryl) ethyl-(2,4-
 dichlorophenoxy)acetate, imazamethabenz, imazamethabenz-methyl, imazamox, imazamox-
 ammonium, imazapic, imazapic-ammonium, imazapyr, imazapyr-isopropylammonium,
 imazaquin, imazaquin-ammonium, imazethapyr, imazethapyr-immonium, imazosulfuron,
 20 indanofan, indaziflam, iodosulfuron, iodosulfuron-methyl-sodium, ioxynil, ioxynil-octanoate, -
 potassium and sodium, ipfencarbazone, isoproturon, isouron, isoxaben, isoxaflutole, karbutilate,
 KUH-043, i.e. 3-({[5-(difluoromethyl)-1-methyl-3-(trifluoromethyl)-1H-pyrazol-4-
 yl]methyl}sulfonyl)-5,5-dimethyl-4,5-dihydro-1,2-oxazole, ketospiradox, lactofen, kenacil,
 kinuron, MCPA, MCPA-butotyl, -dimethylammonium, -2-ethylhexyl, -isopropylammonium, -
 25 potassium and -sodium, MCPB, MCPB-methyl, -ethyl and -sodium, mecoprop, mecoprop-
 sodium, and -butotyl, mecoprop-P, mecoprop-P-butotyl, dimethylammonium, -2-ethylhexyl and
 -potassium, mefenacet, mefluidide, mesosulfuron, mesosulfuron-methyl, mesotrione,
 methabenzthiazuron, metam, metamifop, metamitron, metazachlor, metazosulfuron,
 methabenzthiazuron, methiopyrsulfuron, methiozolin, methyl isothiocyanate, metobromuron,
 30 metolachlor, S-metolachlor, metosulam, metoxuron, metribuzin, metsulfuron, metsulfuron-
 methyl, molinat, monolinuron, monosulfuron, monosulfuron-ester, MT-128, i.e. 6-chloro-N-

[(2E)-3-chloroprop-2-en-1-yl]-5-methyl-N-phenylpyridazin-3-amine, MT-5950, i.e. N-(3-chloro-4-isopropylphenyl)-2-methylpentan amide, NGGC-011, napropamide, NC-310, i.e. [5-(benzyloxy)-1-methyl-1H-pyrazol-4-yl](2,4-dichlorophenyl)methanone, neburon, nicosulfuron, nonanoic acid (pelargonic acid), norflurazon, oleic acid (fatty acids), orbencarb,

5 orthosulfamuron, oryzalin, oxadiargyl, oxadiazon, oxasulfuron, oxaziclomefon, oxyfluorfen, paraquat, paraquat dichloride, pebulate, pendimethalin, penoxsulam, pentachlorophenol, pentoxazone, pethoxamid, petroleum oils, phenmedipham, picloram, picolinafen, pinoxaden, piperophos, pretilachlor, primisulfuron, primisulfuron-methyl, prodiamine, prifluraline, profoxydim, prometon, prometryn, propachlor, propanil, propaquizafop, propazine, propham,

10 propisochlor, propoxycarbazone, propoxycarbazone-sodium, propyrisulfuron, propyzamide, prosulfocarb, prosulfuron, pyraclonil, pyraflufen, pyraflufen-ethyl, pyrasulfotole, pyrazolynate (pyrazolate), pyrazosulfuron, pyrazosulfuron-ethyl, pyrazoxyfen, pyribambenz, pyribambenz-isopropyl, pyribambenz-propyl, pyribenzoxim, pyributicarb, pyridafol, pyridate, pyrifitalid, pyriminobac, pyriminobac-methyl, pyrimisulfan, pyriothiobac, pyriothiobac-sodium,

15 pyroxasulfone, pyroxsulam, quinclorac, quinmerac, quinclamine, quizalofop, quizalofop-ethyl, quizalofop-P, quizalofop-P-ethyl, quizalofop-P-tefuryl, rimsulfuron, saflufenacil, sethoxydim, siduron, simazine, simetryn, sulcotrion, sulfentrazone, sulfometuron, sulfometuron-methyl, sulfosulfuron, SW-065, SYN-523, SYP-249, i.e. 1-ethoxy-3-methyl-1-oxobut-3-en-2-yl 5-[2-chloro-4-(trifluoromethyl)phenoxy]-2-nitrobenzoate, SYP-300, i.e. 1-[7-fluoro-3-oxo-4-(prop-2-yn-1-yl)-3,4-dihydro-2H-1,4-benzoxazin-6-yl]-3-propyl-2-thioxoimidazolidine-4,5-dione, 2,3,6-

20 TBA, TCA (trichloroacetic acid), TCA-sodium, tebuthiuron, tefuryltrione, tembotrione, tepraloxydim, terbacil, terbucarb, terbumeton, terbuthylazin, terbutryn, thenylchlor, thiazopyr, thiencarbazone, thiencarbazone-methyl, thifensulfuron, thifensulfuron-methyl, thiobencarb, topramezone, tralkoxydim, triafamone, tri-allate, triasulfuron, triaziflam, tribenuron, tribenuron-methyl, triclopyr, trietazine, trifloxysulfuron, trifloxysulfuron-sodium, trifluralin, triflusulfuron, triflusulfuron-methyl, tritosulfuron, urea sulfate, vernolate, ZJ-0862, i.e. 3,4-dichloro-N-{2-[(4,6-dimethoxypyrimidin-2-yl)oxy]benzyl}aniline; or plant growth regulators selected from the group consisting of zcibenzolar, acibenzolar-S-methyl, 5-aminolevulinic acid, ancymidol, 6-

25 benzylaminopurine, Brassinolid, catechine, chlormequat chloride, cloprop, cyclanilide, 3-(cycloprop-1-enyl) propi-onic acid, daminozide, dazomet, n-decanol, dikegulac, dikegulac-sodium, endotal, endotal-dipotassium, -disodium, and mono(N,N-dimethylalkylammonium),

30

ethephon, flumetralin, flurenol, flurenol-butyl, flurprimidol, forchlorfenuron, gibberellic acid, inabenfide, indol-3-acetic acid (IAA), 4-indol-3-ylbutyric acid, isoprothiolane, probenazole, jasmonic acid, maleic hydrazide, mepiquat chloride, 1-methylcyclopropene, methyl jasmonate, 2-(1-naphthyl)acetamide, 1-naphthylacetic acid, 2-naphthyloxyacetic acid, nitrophenolate-
 5 mixture, paclobutrazol, N-(2-phenylethyl)-beta-alanine, N-phenylphthalamic acid, prohexadione, prohexadione-calcium, prohydrojasmon, salicylic acid, strigolactone, tecnazene, thidiazuron, triacontanol, trinexapac, trinexapac-ethyl, tsitodef, uniconazole, uniconazole-P; or agrochemically acceptable salts or other forms thereof. For example, a combination of glyphosate, mesotrione and S-metolachlor may be applied to a soybean plant comprising a
 10 breeding stack containing in addition to SYT04R, Glyphosate resistance e.g EPSPS (e.g GTS 40-3-2, MON89788, FG72, DP-356043-5).

The above individualized herbicidal compositions may also further comprise additional HPPD herbicides, including up to 2, 3, 4, 5, 6 or 7 HPPD inhibitor herbicides. Examples of 2 way combinations of HPPD inhibitor herbicides include: mesotrione + sulcotrione, mesotrione +
 15 tembotrione, mesotrione + bicyclopyrone, mesotrione + topramezone, mesotrione + isoxaflutole, mesotrione + pyrasulfatole, sulcotrione + tembotrione, sulcotrione + bicyclopyrone, sulcotrione + topramezone, sulcotrione + isoxaflutole, sulcotrione + pyrasulfatole, tembotrione + bicyclopyrone, tembotrione + topramezone, tembotrione + isoxaflutole, tembotrione + pyrasulfatole, bicyclopyrone + topramezone, bicyclopyrone + isoxaflutole, bicyclopyrone +
 20 pyrasulfatole, topramezone + isoxaflutole, topramezone + pyrasulfatole, isoxaflutole + pyrasulfatole. Examples of 3 way combinations of HPPD inhibitors include: mesotrione + sulcotrione + tembotrione, mesotrione + sulcotrione + topramezone, mesotrione + sulcotrione + bicyclopyrone, mesotrione + sulcotrione + isoxaflutole, mesotrione + sulcotrione + pyrasulfatole, mesotrione + tembotrione + topramezone, mesotrione + tembotrione + bicyclopyrone,
 25 mesotrione + tembotrione + isoxaflutole, mesotrione + tembotrione + pyrasulfatole, mesotrione + bicyclopyrone + topramezone, mesotrione + bicyclopyrone + isoxaflutole, mesotrione + bicyclopyrone + pyrasulfatole, mesotrione + topramezone + isoxaflutole, mesotrione + topramezone pyrasulfatole, mesotrione + isoxaflutole + pyrasulfatole, sulcotrione + tembotrione + bicyclopyrone, sulcotrione + tembotrione + topramezone, sulcotrione + tembotrione +
 30 isoxaflutole, sulcotrione + tembotrione + pyrasulfatole, sulcotrione + topramezone +

bicyclopyrone, sulcotrione + topramezone + isoxaflutole, sulcotrione + topramezone + pyrasulfatole, sulcotrione + bicyclopyrone + isoxaflutole, sulcotrione + bicyclopyrone + pyrasulfatole, sulcotrione + isoxaflutole + pyrasulfatole, tembotrione + bicyclopyrone + topramezone, tembotrione + bicyclopyrone + isoxaflutole, tembotrione + bicyclopyrone + pyrasulfatole, tembotrione + topramezone + isoxaflutole, tembotrione + topramezone + pyrasulfatole, bicyclopyrone + topramezone + isoxaflutole, bicyclopyrone + topramezone + pyrasulfatole, topramezone + isoxaflutole + pyrasulfatole.

EXAMPLES

10 Example 1. Preparation and Characterization of Soybean Event SYHT04R

Binary vectors for soybean transformation were constructed with a promoter, such as a synthetic promoter containing a CaMV 35S and an FMV transcriptional enhancer and a synthetic TATA box driving the expression of an HPPD coding sequence followed by a NOS gene 3' terminator. A mutant HPPD gene derived from *Avena* HPPD was codon-optimized for soybean expression based upon the predicted amino acid sequence of the HPPD gene coding region. The mutant HPPD enzyme includes a deletion of a single alanine residue within positions 109-111 of the native *Avena sativa* HPPD enzyme. See U.S. Patent Application Publication No. 20100197503. Binary vector 15764 was constructed to comprise expression cassettes to express the mutant HPPD gene along with a selectable marker gene. See Figure 1. The vector was constructed using a combination of methods well known to those skilled in the art such as overlap PCR, DNA synthesis, restriction fragment sub-cloning and ligation.

The abbreviations used in Figure 1 (vector 15764) are defined as follows:

- cAvHPPD-03
 - Start: 450 End: 1769 (Complementary)
 - Soybean codon optimized Oat HPPD gene encoding SEQ ID NO 14
- cPATBAR-07
 - Start: 3034 End: 3585
 - BAR X17220 *S. hygroscopicus* gene (mutated Bgl2 site), caa35093 phosphinothricin acetyl transferase protein.
- cSpec-03
 - Start: 4334 End: 5122
 - streptomycin adenyltransferase; from Tn7 (aadA)

- cVirG-01
 Start: 5422 End: 6147
 Virulence G gene from *Agrobacterium tumefaciens* (virGN54D, containing TTG start codon) virGN54D came from pAD1289 described in Hansen *et al.* 1994, *PROC. NATL. ACAD. SCI. U.S.A* 91:7603-7607
- 5
- cRepA-03
 Start: 6177 End: 7250
 RepA, pVS1 replication protein with A to G at nt735
- 10
- eTMV-02
 Start: 1773 End: 1840 (Complementary)
 Tobacco mosaic virus (TMV_ Omega 5'UTR leader seq thought to enhance expression.
 EMBL: TOTMV6
- 15
- e35S-05
 Start: 1905 End: 2197 (Complementary)
 Cauliflower mosaic virus 35S enhancer region with C to T & C to A bp changes.
- eFMV-03
 Start: 2204 End: 2397 (Complementary)
 Figwort mosaic virus enhancer.
- 20
- bNRB-04
 Start: 5 End: 144 (Complementary)
 Right border region of T-DNA of *Agrobacterium tumefaciens* nopaline ti-plasmid. Differs from bNRB-03 by 20 bp at 5' end.
- 25
- bNRB-01-01
 Start: 102 End: 126 (Complementary)
 Right Border Repeat of T-DNA of *Agrobacterium tumefaciens* nopaline ti-plasmid.
- bNLB-03
 Start: 3925 End: 4054 (Complementary)
 Left border region of T-DNA from *Agrobacterium tumefaciens* nopaline ti-plasmid. (Zambryski *et al.* 1980, *Science*, 209:1385-1391) EMBL no: J01825.
- 30
- bNLB-01-01
 Start: 3960 End: 3984 (Complementary)
 25bp Left border region of T-DNA of *Agrobacterium tumefaciens* nopaline ti-plasmid.
- 35
- pr35S-04-01
 Start: 2494 End: 3014
 35S promoter; map originally defined promoter as 641bp long; no exact match found in literature (LF July 2004)
- 40
- oVS1-02
 Start: 7293 End: 7697
 origin of replication and partitioning region from plasmid pVS1 of *Pseudomonas* (Itoh *et al.* 1984, *Plasmid* 11: 206-220); similar to GenBank Accession Number U10487; serves as origin of replication in *Agrobacterium tumefaciens* host
- 45
- oCOLE-06
 Start: 8375 End: 9181 (Complementary)

ColE1 origin of replication functional in E.coli
 tNOS-05-01
 Start: 181 End: 433 (Complementary)
 NOS terminator: 3'UTR of the nopaline synthase gene
 5 tNOS-05-01
 Start: 3619 End: 3871
 NOS terminator: 3'UTR of the nopaline synthase gene

Soybean plant material can be suitably transformed and fertile plants regenerated by
 10 many methods which are well known to one of skill in the art. For example, fertile
 morphologically normal transgenic soybean plants may be obtained by: 1) production of somatic
 embryogenic tissue from, *e.g.*, immature cotyledon, hypocotyl or other suitable tissue; 2)
 transformation by particle bombardment or infection with *Agrobacterium*; and 3) regeneration of
 plants. In one example, as described in U.S. Patent No. 5,024,944, cotyledon tissue is excised
 15 from immature embryos of soybean, optionally with the embryonic axis removed, and cultured
 on hormone-containing medium so as to form somatic embryogenic plant material. This material
 is transformed using, for example, direct DNA methods, DNA coated microprojectile
 bombardment or infection with *Agrobacterium*, cultured on a suitable selection medium and
 regenerated, optionally also in the continued presence of selecting agent, into fertile transgenic
 20 soybean plants. Selection agents may be antibiotics such as kanamycin, hygromycin, or
 herbicides such as an HPPD inhibitor, phosphinothricin, or glyphosate or, alternatively, selection
 may be based upon expression of a visualisable marker gene such as GUS. Target tissues for
 transformation include meristematic tissue, somaclonal embryogenic tissue, and flower or
 flower-forming tissue. Other examples of soybean transformation include physical DNA
 25 delivery methods, such as particle bombardment (*see e.g.*, Finer & McMullen, *In Vitro Cell Dev.*
Biol., 1991, 27P:175-182; McCabe *et al.*, *Bio/technology*, 1998, 6:923-926), whisker (Khalafalla
et al., *African J. of Biotechnology*, 2006, 5:1594-1599), aerosol bean injection (U.S. Patent No.
 7,001,754), or by *Agrobacterium*-mediated delivery methods (Hinchee *et al.*, *Bio/Technology*,
 1988, 6:915-922; U.S. Patent No. 7,002,058; U.S. Patent Application Publication Nos.
 30 20040034889 and 20080229447; Paz *et al.*, *Plant Cell Report*, 2006, 25:206-213).

Soybean transgenic plants can be generated with the above described binary vector 15764
 containing a mutant HPPD gene using any available transformation method. Optionally, the
 HPPD gene can provide the means of selection and identification of transgenic tissue. For

example, a vector was used to transform immature seed targets as described to generate transgenic HPPD soybean plants directly using HPPD inhibitor, such as mesotrione, as selection agent (*see* U.S. Patent Application Publication No. 20080229447). Optionally, an HPPD gene can be present in the polynucleotide alongside other sequences which provide additional means of selection/identification of transformed tissue including, for example, the known genes which provide resistance to kanamycin, hygromycin, phosphinothricin, butafenacil, or glyphosate. For example, different binary vectors containing PAT or EPSPS selectable marker genes are known in the art (*see e.g.*, U.S. Patent Application Publication No. 20080229447). Alternatively, selectable marker sequences may be present on separate polynucleotides and a process of, for example, co-transformation and co-selection is used. A scorable marker gene such as GUS may also be used to identify transformed tissue.

T0 plants were taken from tissue culture to the greenhouse where they were transplanted into water-saturated soil (REDI-EARTH® Plug and Seedling Mix, Sun Gro Horticulture, Bellevue, WA, or Fafard Germinating Mix) mixed with 1% granular MARATHON® (Olympic Horticultural Products, Co., Mainland, PA) at 5-10 g/gal soil in 2" square pots. The plants were covered with humidity domes and placed in a Conviron chamber (Pembina, ND) with the following environmental conditions: 24°C day; 20°C night; 16-23 hours light-1-8 hours dark photoperiod; 80% relative humidity.

After plants became established in the soil and new growth appeared (~1-2 weeks), plants were sampled and tested for the presence of desired transgene by TAQMAN® analysis using appropriate probes for the HPPD genes or promoters. Positive plants were transplanted into 4" square pots containing Fafard #3 soil. Sierra 17-6-12 slow release fertilizer was incorporated into the soil at the recommended rate. The plants were then relocated into a standard greenhouse to acclimatize (~1 week). The environmental conditions were: 27°C day; 21°C night; 14 hour photoperiod (with supplemental light); ambient humidity. After acclimatizing (~1 week), the plants were sampled and tested in detail for the presence and copy number of inserted transgenes. Transgenic soybean plants were grown to maturity for T1 seed production. T1 plants were grown up, and after TAQMAN® analysis, homozygous plants were grown for seed production. Transgenic seeds and progeny plants were used to further evaluate their herbicide tolerance performance and molecular characteristics. From a population of about 90 transformants, event SYHT04R showed a high level of mesotrione tolerance.

Sequencing of event SYHT04R was carried out using the ABI3730XL analyzer with ABI BIGDYE® 3.1 terminator chemistry. The sequence analysis was done using the Phred, Phrap, and Consed package (from the University of Washington), and was carried out to an error rate of less than 1 in 10,000 bases. The SYHT04R insert and genomic flanking sequences were amplified individually from genomic DNA extracted from SYHT04R soybean using PCR analysis. PCR amplification was carried out using the EXPAND™ High-Fidelity Plus PCR System. The PCR fragments were cloned into pCR®4-TOPO®, and three clones for each PCR product were randomly selected and grown. The plasmid DNA was then independently extracted, and the resulting plasmid preparations, which contained the PCR amplification products, were subsequently sequenced. Each individual clone was sequenced to at least 4X coverage, and a consensus sequence was generated for each clone. The consensus sequences for each clone were aligned using VectorNTI Alignment to obtain the final consensus sequences for the SYHT04R insert and each segment of the genomic flanking sequence. The nucleotide sequence of the complete insert is set forth as SEQ ID NO: 9, and the nucleotide sequence of the insert flanked by genomic DNA is set forth as SEQ ID NO: 10. Additional nucleotide sequences that describe the 5' and 3' junctions of the insert and flanking genomic DNA are set forth as SEQ ID NOs: 1-6 (*see* Table 1, page 3).

Example 2. Southern Blot Analysis

Southern blot analysis was performed using standard molecular biology techniques (*see e.g.*, Chomczynski, *Anal. Biochem.*, 1992, 201:134–139). For each Southern blot lane, 3 µg of genomic DNA was digested with the appropriate restriction enzyme for six hours.

The DNA fragments used to generate probe were included as a positive control in each Southern blot; the amount of DNA used represented one copy of the target DNA in the soybean genome. DNA fragments used to generate the 1.8 kb T-DNA-specific probe and the 2.1 kb T-DNA-specific probe, that when combined cover the entire pSYN15764 T-DNA insert, were used as positive controls. The sequences of the probes are set forth as SEQ ID NOs: 11-12. A map of the full T-DNA region in the SYHT04R transformation plasmid pSYN15764, indicating the location of both of the T-DNA-specific probes, is shown in Figure 3. A map of the T-DNA insert present in SYHT04R soybean, indicating the location of one of the T-DNA-specific probes and *EcoRI* restriction site is shown in Figure 4.

The molecular weight marker (serving as the reference substance) and the digested DNA were loaded onto 1% SEAKEM GOLD[®] agarose gels, and the DNA fragments were then separated by electrophoresis in 1X TAE buffer for approximately 16 hours.

5 Following a 12 minute depurination in 0.25 N HCl, the DNA in the gel was denatured in 0.5 M NaOH and 1.5 M NaCl for 40 minutes. The DNA was then transferred to a Zeta-Probe GT membrane, *via* downward alkaline transfer, for 100 minutes using a Bio-Rad APPLIGENE VACUUM BLOTTER[™]. After rinsing the membrane briefly in 2X SSC, the DNA was cross-linked to the membrane using a STRATALINKER[®] Ultraviolet cross-linker with the “auto crosslink” setting.

10 All probes were labeled with phosphorus-32 radioisotope deoxycytidine triphosphate ([α -³²P]-dCTP) *via* random priming using the MEGAPRIME[™] DNA labeling system. These included the two T-DNA-specific probes and the molecular weight marker probe. Unincorporated label ([α -³²P]-dCTP) was removed using the MICRO BIO-SPIN[®] Chromatography Columns.

15 Membranes were incubated in 30 ml of PERFECT HYB[™] Plus Hybridization Buffer (which contained 100 μ g/ml denatured Calf Thymus DNA) for approximately 50 minutes at 65°C. Both the molecular weight ladder probe and the two T-DNA-specific probes were added to the hybridization solution, and the membranes were incubated for approximately 17 hours at 65°C. Incubation was followed by two washes at 65°C in 0.1X SSC, 0.1% SDS and two to three
20 washes at 65°C in 2X SSC, 0.1% SDS. Finally, the membranes were subjected to imaging using a Molecular Dynamics STORM[™] 860 phosphorimager.

Figure 5 depicts the results of the Southern blot analyses, and Table 4 outlines the expected and observed sizes of the hybridization bands.

Table 4

Lane	Source of DNA	Restriction enzyme	Expected number of bands	Expected band size (kb)	Observed band size (kb)
3	T3	<i>EcoRI</i>	2	>0.6, >1.2	~2.3, ~8.4
4	T4	<i>EcoRI</i>	2	>0.6, >1.2	~2.3, ~8.4
5	T5	<i>EcoRI</i>	2	>0.6, >1.2	~2.3, ~8.4
6	Negative control	<i>EcoRI</i>	0	None	None
7	1.8 kb and 2.1 kb T-DNA-specific DNA fragments	N/A	2	1.8, 2.1	~1.8, ~2.1

With *EcoRI*, all the generations carrying the SYHT04R T-DNA insert, T3, T4, and T5 generations (Figure 5, Lanes 3, 4, 5), produced two strong hybridization bands of approximately 2.3 kb and 8.4 kb, corresponding to the two predicted T-DNA insert bands (Table 4). These bands were absent from the negative control line, Jack (Figure 5, Lane 6). Finally, the two T-DNA-specific DNA fragments loaded in Lane 7 as positive control produced the expected 1.8 kb and 2.1 kb bands.

Example 3. Event-Specific PCR Analysis

10 Genomic DNA from *Glycine max* transformants was used as a template for PCR analysis using the primer pairs shown in Table 5 and the cycling conditions shown in Table 6.

Table 5

Forward Primer	Reverse Primer
SYHT04R_F4 GATAGATGGGTGATTATGAATTGCAGTG C (SEQ ID NO: 13)	SYHT04R_R4 TTCACCAAACCAGTTGGTGATCGTC (SEQ ID NO: 14)
SYHT04R_F2 GTCAATAATTGGTGGAACATTAGAAC (SEQ ID NO: 15)	pSYN15764_R2 CCAGATCTTCACCAAACCAGTTG (SEQ ID NO: 16)

SYHT04R_F5 CATCAATCCACTTGCTTTGAAGACGTG (SEQ ID NO: 17)	SYHT04R_R6 TCGGTCAAACAAACATTGTATGACTATCAT G (SEQ ID NO: 18)
sca118_F1 GCGTCTGTTTGTAGCGATGCC (SEQ ID NO: 19)	sca118_R2 AGCCACGGAGGTAGGCAAG (SEQ ID NO: 20)

Table 6

Cycle	Step	Temperature (°C)	Time	Repeated Cycles
A	1	4	5 minutes	--
B	1	95	5 minutes	--
C	1	95	30 seconds	35
C	2	58	15 seconds	35
C	3	72	2 minutes	35
D	1	72	10 minutes	--
E	1	4	hold	--

Example 4. Field Efficacy of SYHT04R

5 SYHT04R soybean plants were tested for efficacy against mesotrione in 9 locations in the United States. The non-transgenic soybean line Jack was used as a control. Soybean plants, both SYHT04R and Jack, were treated with 210 g ai/ha of mesotrione at the V2/V3 stage and then assessed for % of leaves showing injury at 4-7 days after treatment (DAT), 13-17 DAT and 25-33 DAT. Results in Table 7 demonstrate the efficacy of SYHT04R against mesotrione as compared against a control line.

10

Table 7

Line	% Injury		
	5-11 DAT	14-21 DAT	25-36 DAT
Jack	57	78	72
SYHT04R	19	10	4

Example 5. Mapping and Markers for Breeding Selection of SYHT04R

The flanking sequence from 5' (SEQ ID NO: 7) or flanking sequence from 3' (SEQ ID NO: 8) of the insert SYHT04R were aligned against the 8X Soybean Genome Database (*i.e.*, the “Phytozome” Database administered by the Joint Genome Institute and the Center for Integrative Genomics available through the World Wide Web; *see also* Schmutz *et al.* (2010) *Nature* 463:178-183) using the Basic Local Alignment Search Tool (BLAST; Altschul *et al.* (1990) *J. Mol. Biol.* 215:403-10; Altschul *et al.* (1997) *Nucleic Acids Res.* 25:3389-3402). The 5' flanking sequence aligned with chromosome number 11 (linkage group B1) from nucleotide 16,770,832 to 16,771,483, which includes nucleotides 1-259 of SEQ ID NO: 21. The 3' flanking sequence aligned with chromosome 11 (linkage group B1) from nucleotide 16,772,958 to 16,773,564, which includes nucleotides 1575-1676 of SEQ ID NO: 21. The physical positions were then compared to that of markers listed in the Soybean Consensus Map 4.0 (Hyten *et al.* (2010) *Crop Sci.* 50:960-968). The centiMorgan position of the nearest marker was identified and all markers within 10 centiMorgans are listed in Table 8. This data demonstrates that the insertion of heterologous polynucleotide sequence in event SYT04R occurred on soybean chromosome 11 at a position between base pairs 16,771,483 to 16,772,958, which corresponds to the sequence between nucleotides 259 and 1575 of SEQ ID NO: 21. Upon insertion of the heterologous sequence containing the HPPD sequence, 1317 base pairs of the genomic sequence are deleted, which correspond to nucleotides 259-1575 of SEQ ID NO: 21.

Event SYHT04R is introduced in a soybean plant using one or more of the publicly available markers identified in Table 8 and conventional breeding techniques. The markers are available from Bhabha Atomic Reserch Centre of Mumbai, India. Event SYHT04R is closest to marker BARC-041167-07926 and between molecular markers BARC-040309-07711 and BARC-041167-07926. Breeding approaches and techniques are well known in the art. *See, e.g.*,

Fehr, in Breeding Methods for Cultivar Development, 1987, Wilcos, J. (ed.), American Society of Agronomy, Madison, WI; Welsh J. R., Fundamentals of Plant Genetics and Breeding, John Wiley & Sons, NY (1981); Wood D. R. (Ed.), Crop Breeding, American Society of Agronomy Madison, Wis. (1983); Mayo O., The Theory of Plant Breeding, Second Edition, Clarendon Press, Oxford (1987); Singh, D. P., Breeding for Resistance to Diseases and Insect Pests, Springer-Verlag, NY (1986); and Wricke and Weber, Quantitative Genetics and Selection Plant Breeding, Walter de Gruyter and Co., Berlin (1986).

Table 8

Public Marker Name	LG	cM	Type
BARC-054421-12081	B1	66.7	SNP
Satt298	B1	67.0	SSR
BARC-059851-16137	B1	67.9	SNP
BARC-050069-09363	B1	68.4	SNP
BARC-040309-07711	B1	69.2	SNP
BARC-053713-11954	B1	69.2	SNP
Sat_348	B1	72.1	SSR
Satt597	B1	74.2	SSR
BARC-041167-07924	B1	76.2	SNP
BARC-041167-07925	B1	76.2	SNP
BARC-041167-07926	B1	76.2	SNP
BARC-050205-09457	B1	76.9	SNP
Sct_026	B1	78.0	SSR
BARC-040407-07731	B1	78.2	SNP
BARC-040407-07732	B1	78.2	SNP
BARC-040407-07733	B1	78.2	SNP
BARC-040407-07734	B1	78.2	SNP
BARC-040075-07652	B1	78.5	SNP
BARC-040075-07653	B1	78.5	SNP
Sat_360	B1	79.4	SSR
Satt332	B1	79.8	SSR
Satt415	B1	80.4	SSR
Sat_095	B1	80.5	SSR
BARC-042843-08437	B1	81.0	SNP
BARC-059773-16088	B1	81.0	SNP
Satt430	B1	81.4	SSR
Satt583	B1	82.3	SSR
Sat_364	B1	83.9	SSR
Satt444	B1	84.7	SSR

Example 6. Use of Event SYHT04R Insertion Site for Targeted Integration in Soybean

The event SYHT04R flanking sequences disclosed in SEQ ID NO: 7 and SEQ ID NO: 8 are used to search soybean genome databases. Identical matches to both flanking sequences are identified on a BAC clone and molecular markers at the location are identified. Additional markers are developed and used for fine mapping of the insertion site.

Consistent agronomic performance of the transgene of event SYHT04R over several generations under field conditions, the integration site of event SYHT04R provides a useful genomic locus for integration of transgenes of interest other than the mutant HPPD enzyme of event SYHT04R. Such targeted integration overcomes the problems with so-called "positions effects," and the risk of creating a mutation in the genome upon integration of the transgene into the host. Further advantages of such targeted integration include, but are not limited to, reducing the large number of transformation events that must be screened and tested before obtaining a transgenic plant that exhibits the desired level of transgene expression without also exhibiting abnormalities resulting from the inadvertent insertion of the transgene into an important locus in the host genome. Moreover, such targeted integration allows for stacking transgenes rendering the breeding of elite plant lines with both genes more efficient.

Using the above disclosed teaching, the skilled person is able to use methods known in the art to target transgenes to the same insertion site as that in SYHT04R or to a site in close proximity to the insertion site in SYHT04R. One such method is disclosed in U.S. Patent Application Publication No. 20060253918, herein incorporated by reference in its entirety. Briefly, up to 20 Kb of the genomic sequence flanking 5' to the insertion site (*e.g.*, SEQ ID NO: 7, genomic sequences comprising SEQ ID NO: 7, and genomic sequences homologous to SEQ ID NO: 7) and up to 20 Kb of the genomic sequence flanking 3' to the insertion site (*e.g.*, SEQ ID NO: 8, genomic sequences comprising SEQ ID NO: 8, and genomic sequences homologous to SEQ ID NO: 8) are used to flank the gene or genes of interest that are intended to be inserted via homologous recombination, which site of integration is at or near the site of event SYHT04R. These sequences can be further flanked by T-DNA border repeats such as the left border (LB) and right border (RB) repeat sequences and other booster sequences for enhancing T-DNA delivery efficiency. The gene or genes of interest can be placed exactly as in the SYHT04R insertion site or can be placed anywhere within the 20 Kb regions around the

SYHT04R insertion sites to confer consistent level of transgene expression without detrimental effects on the plant. The DNA vectors containing the gene or genes of interest and flanking sequences can be delivered into plant cells via one of the several methods known to those skilled in the art, including but not limited to *Agrobacterium*-mediated transformation. The insertion of the DNA vector into the SYHT04R target site can be further enhanced by one of the several methods, including but not limited to the co-expression or up-regulation of recombination enhancing genes or down-regulation of endogenous recombination suppression genes. Furthermore, it is known in the art that cleavage of specific sequences in the genome can be used to increase homologous recombination frequency, therefore insertion into the SYHT04R insertion site and its flanking regions can be enhanced by expression of natural or designed sequence-specific endonucleases for cleaving these sequences.

Example 7. Use of Event SYHT04R Insertion Site and Flanking Sequences for Stabilization of Gene Expression

The genomic sequences flanking the SYHT04R insertion site may also be used to stabilize expression of other gene(s) of interest when inserted as a transgene in genomic locations in soybean other than the integration site of SYHT04R as well as in other crops. Specifically, up to 20 Kb of the genomic sequence flanking 5' to the insertion site (*e.g.*, SEQ ID NO: 7, genomic sequences comprising SEQ ID NO: 7, and genomic sequences homologous to SEQ ID NO: 7) and up to 20 Kb of the genomic sequence flanking 3' to the insertion site (*e.g.*, SEQ ID NO: 8, genomic sequences comprising SEQ ID NO: 8, and genomic sequences homologous to SEQ ID NO: 8) are used to flank the gene or genes of interest that are intended to be inserted into the genome of plants. These sequences can be further flanked by T-DNA border repeats such as the left border (LB) and right border (RB) repeat sequences and other booster sequences for enhancing T-DNA delivery efficiency. The gene or genes of interest can be placed exactly as in the SYHT04R insertion site or can be placed anywhere within the 20 Kb regions on either side of the SYHT04R insertion site to confer a consistent level of transgene expression. The DNA vectors containing the gene or genes of interest and SYHT04R insertion site flanking sequence can be delivered into plant cells via one of the several methods known to those skilled in the art, including but not limited to protoplast transformation, biolistic bombardment and *Agrobacterium*-mediated transformation. The delivered DNA can be integrated randomly into a

plant genome or can also be present as part of the independently segregating genetic units such as artificial chromosome or mini-chromosome. The DNA vectors containing the gene(s) of interest and the SYHT04R insertion site flanking sequences can be delivered into plant cells. Thus, by surrounding a gene or genes of interest with the genomic sequence flanking the SYHT04R insertion site, the expression of such genes are stabilized in a transgenic host plant, including both monocot and dicot plants.

Example 8. Yield Advantage of SYHT04R Soybean Plants

Soybean event SYHT04R exhibits a yield increase when sprayed with mesotrione pre-emergence or at an early vegetative stage as compared to the event unsprayed. This observation has been made during multiple seasons of replicated agronomic and efficacy trials conducted on the SYHT04R event in the genotype 'Jack.' In a representative study, SYHT04R was tested in twenty Midwestern locations. Soybean event SYHT04R that received a 2X pre-emergence application of mesotrione showed greater yield than the unsprayed event by 4.9 bushels per acre. Soybean event SYHT04R that received a 2X application of mesotrione at early vegetative stage showed greater yield than the unsprayed event by 3.7 bushels per acre. In separate study conducted in ten locations, soybean event SYHT04R that received a 2X pre-emergence application of mesotrione showed greater yield than the unsprayed event by 3.1 bushels per acre, and soybean event SYHT04R that received a 2X application of mesotrione at early vegetative stage showed greater yield than the unsprayed event by 1.4 bushels per acre. Similar results were observed in additional replicated trials with the SYHT04R event in several elite soybean genotypes, where average yield advantages of 1.1 and 0.6 bushels per acre were observed between unsprayed and pre-emergence mesotrione applications and unsprayed and early post-emergence mesotrione applications, respectively.

CLAIMS

1. An optionally isolated nucleic acid molecule selected from the group consisting of: a) a nucleic acid molecule comprising the polynucleotide of SEQ ID NO: 1 or the nucleic acid molecule comprising the polynucleotide of SEQ ID NO:2; b) a nucleic acid molecule comprising the polynucleotide of SEQ ID NO: 3 or the nucleic acid molecule comprising the polynucleotide of SEQ ID NO:4; c) a nucleic acid molecule comprising the polynucleotide of SEQ ID NO: 5 or the nucleic acid molecule comprising the polynucleotide of SEQ ID NO:6; d) a nucleic acid molecule comprising the polynucleotide of SEQ ID NO: 11 or the nucleic acid molecule comprising the polynucleotide of SEQ ID NO:12; and e) a nucleic acid molecule comprising a polynucleotide with at least 90% sequence identity to the polynucleotide of SEQ ID NO: 9, wherein the polynucleotide sequence comprises a polynucleotide sequence that encodes a polypeptide having the enzymatic activity of a hydroxyphenyl-pyruvate-dioxygenase enzyme.
2. A soybean plant or part thereof, wherein the plant or plant part comprises the nucleic acid sequence of claim 1.
3. A soybean plant or part thereof, wherein the plant or plant part comprises the polynucleotide sequence of SEQ ID NO: 1 or SEQ ID NO: 2, and which produces an amplicon diagnostic for event SYHT04R.
4. The soybean plant or part of claim 3, which comprises the polynucleotide sequence of SEQ ID NO: 9 stably integrated into its genome.
5. The soybean plant part of any one of claims 2-4, which is a seed, cell, pollen, ovule, flower, shoot, root, or leaf.
6. The soybean plant part of any one of claims 2 to 5, which is a seed.
7. A seed of a transgenic soybean plant comprising herbicide tolerance event SYHT04R, an example of said seed deposited as ATCC Accession No. PTA-10757.

8. The seed of a transgenic soybean of any one of claims 2-4 and 7, which comprises one or more additional regions encoding a polypeptide capable of providing the plant with resistance or tolerance to one or more additional herbicides, or one or more insects, fungal, bacterial and/or viral infections.

9. The seed of a transgenic soybean of any one of claims 2-4 and 7-8, wherein the one or more additional regions encode a polypeptide capable of providing the plant with resistance or tolerance to one or more additional herbicides selected from group consisting of: glyphosate, glufosinate, dicamba, 2,4-D, phenoxy auxin herbicides, PPO herbicides, aryloxyphenoxypropionate herbicides, imidazolinone, sulfonyl urea, ametryne, traizine herbicides and metribuzin.

10. The seed of a transgenic soybean of any one of claims 2-4 and 7-9, wherein the one or more additional regions encode a polypeptide capable of providing the plant with resistance or tolerance to one or more additional herbicides, the polypeptide being selected from the group consisting of: a glyphosate tolerant 5-enol-pyruvylshikimate-3-phosphate synthase (EPSPS), glyphosate N-acetyl transferase (GAT), herbicide tolerant 4-hydroxypyruvyl dioxygenase (HPPD), phosphinothricin acetyl transferase (PAT), cytochrome P450, glutathione S-transferase (GST), herbicide tolerant acetyl-COA-carboxylase (ACCase), herbicide tolerant acetolactate synthase (ALS), herbicide tolerant protoporphyrinogen oxidase (PPO), bromoxynil nitrilase, herbicide tolerant phytoene desaturase, aryloxyalkanoate dioxygenase, homogentisate solanesyltransferase (HST) and dicamba degrading enzymes.

11. The seed of a transgenic soybean of any one of claims 2-4 and 7-10, wherein the plant comprises resistance to a combination of herbicides selected from the group consisting of:

- a. An HPPD inhibitor and glufosinate,
- b. An HPPD inhibitor and glyphosate
- c. An HPPD inhibitor and dicamba
- d. An HPPD inhibitor and 2,4-D
- e. An HPPD inhibitor and an ALS inhibitor

- f. An HPPD inhibitor, glyphosate, and glufosinate
 g. An HPPD inhibitor, glyphosate, and dicamba
 h. An HPPD inhibitor, glyphosate, and 2,4-D
 i. An HPPD inhibitor, glyphosate, and an ALS inhibitor
 5 j. An HPPD inhibitor, glufosinate, and 2,4-D
 k. An HPPD inhibitor, glufosinate, and dicamba
 l. An HPPD inhibitor, glufosinate, and an ALS inhibitor
 m. An HPPD inhibitor, glyphosate, glufosinate, and dicamba
 n. An HPPD inhibitor, glyphosate, glufosinate, and 2,4-D
 10 o. An HPPD inhibitor, glyphosate, glufosinate, 2,4-D, and an ALS inhibitor
 p. An HPPD inhibitor, glyphosate, glufosinate, dicamba, and an ALS inhibitor
 q. An HPPD inhibitor, glyphosate, glufosinate, dicamba, 2,4-D
 r. An HPPD inhibitor, glyphosate, glufosinate, dicamba, 2,4-D, and an ALS inhibitor

wherein the HPPD inhibitor comprises at least one member selected from the group comprising
 15 isoxaflutole, bicyclopyrone, mesotrione, sulcotrione, tembotrione, topramezone, pyrasulfatole and
 wherein the ALS inhibitor comprises at least one member selected from the group comprising
 prosulfuron, primisulfuron, triasulfuron, bensulfuron, nicosulfuron, rimsulfuron, primisulfuron,
 thifensulfuron, foramsulfuron, chlorsulfuron, halosulfuron, imazaquin, imazapic, imazapyr,
 imazethapyr, imazamox, iodosulfuron, metsulfuron, mesosulfuron sulfosulfuron trifloxysulfuron
 20 tribenuron methyl, thiazopyr, diclosulam, cloransulam-methyl, flucarbazone, flumetsulam,
 thiencarbazone, chlorimuron-ethyl

12. The seed of a transgenic soybean of any one of claims 2-4 and 7-11, wherein the
 one or more additional regions encode a polypeptide capable of providing the plant with
 25 resistance or tolerance to one or more additional herbicides, the polypeptide being selected from
 the group consisting of the polypeptides that provide for tolerance or resistance to herbicides as
 found in the following events: GTS 40-3-2, MON89788, FG72, DP-356043-5, A2704-12, DAS-
 68416-4, A5547-127, GU262, DAS-40278-9, MON87708, 127 and BPS-CV127-9.

30 13. The seed of any one of claims 2-4 and 7-12 wherein said seed is treated with a
 chemical selected from the list comprising:

alanycarb, Aldicarb, Bendiocarb, Benfuracarb, Butocarboxim, Butoxycarboxim, Carbaryl,
 Carbofuran, Carbosulfan, Ethiofencarb, Fenobucarb, Formetanate, Furathiocarb, Isoprocarb,
 Methiocarb, Methomyl, Metolcarb, Oxamyl, Pirimicarb, Propoxur, Thiodicarb, Thiofanox,
 Triazamate, Trimethacarb, XMC, Xylylcarb; Acephate, Azamethiphos, Azinphos-ethyl,
 5 Azinphos-methyl, Cadusafos, Chlorethoxyfos, Chlorfenvinphos, Chlormephos, Chlorpyrifos,
 Chlorpyrifos-methyl, Coumaphos, Cyanophos, Demeton-S-methyl, Diazinon,
 Dichlorvos/DDVP, Dicrotophos, Dimethoate, Dimethylvinphos, Disulfoton, EPN, Ethion,
 Ethoprophos, Famphur, Fenamiphos, Fenitrothion, Fenthion, Fosthiazate, Heptenophos,
 Imicyafos, Isofenphos, Isopropyl O-(methoxyaminothio-phosphoryl) salicylate, Isoxathion,
 10 Malathion, Mecarbam, Methamidophos, Methidathion, Mevinphos, Monocrotophos, Naled,
 Omethoate, Oxydemeton-methyl, Parathion, Parathion-methyl, Phenthoate, Phorate, Phosalone,
 Phosmet, Phosphamidon, Phoxim, Pirimiphos-methyl, Profenofos, Propetamphos, Prothiofos,
 Pyraclofos, Pyridaphenthion, Quinalphos, Sulfotep, Tebupirimfos, Temephos, Terbufos,
 Tetrachlorvinphos, Thiometon, Triazophos, Triclorfon, Vamidothion, cyclodiene
 15 organochlorines, Chlordane, Endosulfan; Ethiprole, Fipronil, Acrinathrin, Allethrin, d-cis-trans
 Allethrin, d-trans Allethrin, Bifenthrin, Bioallethrin, Bioallethrin S-cyclopentenyl isomer,
 Bioresmethrin, Cycloprothrin, Cyfluthrin, beta-Cyfluthrin, Cyhalothrin, lambda-Cyhalothrin,
 gamma-Cyhalothrin, Cypermethrin, alpha-Cypermethrin, beta-Cypermethrin, theta-
 Cypermethrin, zeta-Cypermethrin, Cyphenothrin [(1R)-trans isomers], Deltamethrin, Empenthrin
 20 [(EZ)-(1R) isomers), Esfenvalerate, Etofenprox, Fenpropathrin, Fenvalerate, Flucythrinate,
 Flumethrin, tau-Fluvalinate, Halfenprox, Imiprothrin, Kadethrin, Permethrin, Phenothrin [(1R)-
 trans isomer), Prallethrin, Pyrethrine (pyrethrum), Resmethrin, Silafluofen, Tefluthrin,
 Tetramethrin, Tetramethrin [(1R) isomers)], Tralomethrin, Transfluthrin; DDT; Methoxychlor,
 Acetamiprid, Clothianidin, Dinotefuran, Imidacloprid, Nitenpyram, Thiacloprid, Thiamethoxam;
 25 Nicotine, Spinetoram, Spinosad,. Abamectin, Emamectin benzoate, Lepimectin, Milbemectin,
 Hydroprene, Kinoprene, Methoprene; Fenoxycarb; Pyriproxyfen, Chloropicrin; Sulfuryl
 fluoride; Borax; Tartar emetic, Pymetrozine; Flonicamid, Clofentezine, Hexythiazox,
 Diflovidazin, Etoxazole. *Bacillus thuringiensis* subspecies *israelensis*, *Bacillus sphaericus*,
Bacillus thuringiensis subspecies *aizawai*, *Bacillus thuringiensis* subspecies *kurstaki*, *Bacillus*
 30 *thuringiensis* subspecies *tenebrionis*, BT crop proteins: Cry1Ab, Cry1Ac, Cry1Fa, Cry2Ab,
 mCry3A, Cry3Ab, Cry3Bb, Cry34/35Ab1, Diafenthiuron, Azocyclotin, Cyhexatin, Fenbutatin

oxide; Propargite, Tetradifon, Chlorfenapyr, DNOC, Sulfluramid, Bensultap, Cartap hydrochloride, Thiocyclam, Thiosultap-sodium, Bistrifluron, Chlorfluazuron, Diflubenzuron, Flucycloxuron, Flufenoxuron, Hexaflumuron, Lufenuron, Novaluron, Noviflumuron, Teflubenzuron, Triflumuron, Buprofezin, Cyromazine, Chromafenozide, Halofenozide, Methoxyfenozide, Tebufenozide, Amitraz, Hydramethylnon; Acequinocyl; Fluacrypyrim, Fenazaquin, Fenpyroximate, Pyrimidifen, Pyridaben, Tebufenpyrad, Tolfenpyrad, Rotenone (Derris), Indoxacarb; Metaflumizone, Spirodiclofen, Spiromesifen, Spirotetramat, Aluminium phosphide, Calcium phosphide, Phosphine, Zinc phosphide, Cyenopyrafen, Chlorantraniliprole, Flubendiamide, Amidoflumet, Azadirachtin, Benclonthiaz, Benzoximate, Bifenazate, Bromopropylate, Chinomethionat, Cryolite, Cyantraniliprole (Cyazypyr), Cyflumetofen, Dicofol, Diflovidazin, Fluensulfone, Flufenerim, Flufiprole, Fluopyram, Fufenozide, Imidaclothiz, Iprodione, Meperfluthrin, Pyridalyl, Pyrifluquinazon, Tetramethylfluthrin, Iodomethane; products based on *Bacillus firmus* (including but not limited to strain CNCM I-1582, such as, for example, VOTiVO™, BioNem); 3-bromo-N-{2-bromo-4-chloro-6-[(1-cyclopropylethyl)carbamoyl]phenyl}-1-(3-chloropyridin-2-yl)-1H-pyrazole-5-carboxamide (known from WO2005/077934), 4-[[[(6-bromopyridin-3-yl)methyl](2-fluoroethyl)amino]furan-2(5H)-one (known from WO2007/115644), 4-[[[(6-fluoropyridin-3-yl)methyl](2,2-difluoroethyl)amino]furan-2(5H)-one (known from WO2007/115644), 4-[[[(2-chloro-1,3-thiazol-5-yl)methyl](2-fluoroethyl)amino]furan-2(5H)-one (known from WO2007/115644), 4-[[[(6-chloropyridin-3-yl)methyl](2-fluoroethyl)amino]furan-2(5H)-one (known from WO2007/115644), Flupyradifurone, 4-[[[(6-chlor-5-fluoropyridin-3-yl)methyl](methyl)amino]furan-2(5H)-one (known from WO2007/115643), 4-[[[(5,6-dichloropyridin-3-yl)methyl](2-fluoroethyl)amino]furan-2(5H)-one (known from WO2007/115646), 4-[[[(6-chloro-5-fluoropyridin-3-yl)methyl]-(cyclopropyl)-amino]-furan-2(5H)-one (known from WO2007/115643), 4-[[[(6-chloropyridin-3-yl)methyl]-(cyclopropyl)-amino]furan-2(5H)-one (known from EP-A-0 539 588), 4-[[[(6-chloropyridin-3-yl)methyl](methyl)amino]furan-2(5H)-one (known from EP-A-0 539 588), {[1-(6-chloropyridin-3-yl)ethyl](methyl)oxido- λ^4 -sulfanylidene}cyanamide (known from WO2007/149134) and its diastereomers {[[(1R)-1-(6-chloropyridin-3-yl)ethyl](methyl)oxido- λ^4 -sulfanylidene}cyanamide (A) and {[[(1S)-1-(6-chloropyridin-3-yl)ethyl](methyl)oxido- λ^4 -sulfanylidene}cyanamide (B) (also known from WO2007/149134) as well as Sulfoxaflo and its diastereomers [(R)-

methyl(oxido){(1R)-1-[6-(trifluoromethyl)pyridin-3-yl]ethyl}- λ^4 -sulfanylidene]cyanamide (A1) and [(S)-methyl(oxido){(1S)-1-[6-(trifluoromethyl)pyridin-3-yl]ethyl}- λ^4 -sulfanylidene]cyanamide (A2), referred to as group of diastereomers A (known from WO2010/074747, WO2010/074751), [(R)-methyl(oxido){(1S)-1-[6-(trifluoromethyl)pyridin-3-yl]ethyl}- λ^4 -sulfanylidene]cyanamide (B1) and [(S)-methyl(oxido){(1R)-1-[6-(trifluoromethyl)pyridin-3-yl]ethyl}- λ^4 -sulfanylidene]cyanamide (B2), referred to as group of diastereomers B (also known from WO2010/074747, WO2010/074751), and 11-(4-chloro-2,6-dimethylphenyl)-12-hydroxy-1,4-dioxo-9-azadispiro[4.2.4.2]tetradec-11-en-10-one (known from WO2006/089633), 3-(4'-fluoro-2,4-dimethylbiphenyl-3-yl)-4-hydroxy-8-oxa-1-azaspiro[4.5]dec-3-en-2-one (known from WO2008/067911), 1-{2-fluoro-4-methyl-5-[(2,2,2-trifluorethyl)sulfinyl]phenyl}-3-(trifluoromethyl)-1H-1,2,4-triazol-5-amine (known from WO2006/043635), [(3S,4aR,12R,12aS,12bS)-3-[(cyclopropylcarbonyl)oxy]-6,12-dihydroxy-4,12b-dimethyl-11-oxo-9-(pyridin-3-yl)-1,3,4,4a,5,6, 6a,12,12a,12b-decahydro-2H,11H-benzo[f]-pyrano[4,3-b]chromen-4-yl]methyl cyclopropanecarboxylate (known from WO2008/066153), 2-cyano-3-(difluoromethoxy)-N,N-dimethylbenzenesulfonamide (known from WO2006/056433), 2-cyano-3-(difluoromethoxy)-N-methylbenzenesulfonamide (known from WO2006/100288), 2-cyano-3-(difluoromethoxy)-N-ethylbenzenesulfonamide (known from WO2005/035486), 4-(difluoromethoxy)-N-ethyl-N-methyl-1,2-benzothiazol-3-amine 1,1-dioxide (known from WO2007/057407), N-[1-(2,3-dimethylphenyl)-2-(3,5-dimethylphenyl)ethyl]-4,5-dihydro-1,3-thiazol-2-amine (known from WO2008/104503), {1'-[(2E)-3-(4-chlorophenyl)prop-2-en-1-yl]-5-fluorospiro[indole-3,4'-piperidin]-1(2H)-yl}(2-chloropyridin-4-yl)methanone (known from WO2003/106457), 3-(2,5-dimethylphenyl)-4-hydroxy-8-methoxy-1,8-diazaspiro[4.5]dec-3-en-2-one (known from WO2009/049851), 3-(2,5-dimethylphenyl)-8-methoxy-2-oxo-1,8-diazaspiro[4.5]dec-3-en-4-yl ethyl carbonate (known from WO2009/049851), 4-(but-2-yn-1-yloxy)-6-(3,5-dimethylpiperidin-1-yl)-5-fluoropyrimidine (known from WO2004/099160), (2,2,3,3,4,4,5,5-octafluoropentyl)(3,3,3-trifluoropropyl)malononitrile (known from WO2005/063094), (2,2,3,3,4,4,5,5-octafluoropentyl)(3,3,4,4,4-pentafluorobutyl)malononitrile (known from WO2005/063094), 8-[2-(cyclopropylmethoxy)-4-(trifluoromethyl)phenoxy]-3-[6-(trifluoromethyl)-pyridazin-3-yl]-3-azabicyclo[3.2.1]octane (known from WO2007/040280), Flometoquin, PF1364 (CAS-Reg.No. 1204776-60-2) (known from JP2010/018586), 5-[5-(3,5-dichlorophenyl)-5-(trifluoromethyl)-4,5-dihydro-1,2-oxazol-3-yl]-2-(1H-1,2,4-triazol-1-

yl)benzotrile (known from WO2007/075459), 5-[5-(2-chloropyridin-4-yl)-5-(trifluoromethyl)-4,5-dihydro-1,2-oxazol-3-yl]-2-(1H-1,2,4-triazol-1-yl)benzotrile (known from WO2007/075459), 4-[5-(3,5-dichlorophenyl)-5-(trifluoromethyl)-4,5-dihydro-1,2-oxazol-3-yl]-2-methyl-N-{2-oxo-2-[(2,2,2-trifluoroethyl)amino]-ethyl}benzamide (known from
5 WO2005/085216), 4-[[[(6-chloropyridin-3-yl)methyl]-(cyclopropyl)amino]-1,3-oxazol-2(5H)-one, 4-[[[(6-chloropyridin-3-yl)methyl](2,2-difluoroethyl)-amino]-1,3-oxazol-2(5H)-one, 4-[[[(6-chloropyridin-3-yl)methyl](ethyl)amino]-1,3-oxazol-2(5H)-one, 4-[[[(6-chloropyridin-3-yl)methyl](methyl)amino]-1,3-oxazol-2(5H)-one (all known from WO2010/005692), NNI-0711 (known from WO2002/096882), 1-acetyl-N-[4-(1,1,1,3,3,3-hexafluoro-2-methoxypropan-2-yl)-
10 3-isobutylphenyl]-N-isobutyryl-3,5-dimethyl-1H-pyrazole-4-carboxamide (known from WO2002/096882), methyl 2-[2-({[3-bromo-1-(3-chloropyridin-2-yl)-1H-pyrazol-5-yl]carbonyl}amino)-5-chloro-3-methylbenzoyl]-2-methylhydrazinecarboxylate (known from WO2005/085216), methyl 2-[2-({[3-bromo-1-(3-chloropyridin-2-yl)-1H-pyrazol-5-yl]carbonyl}amino)-5-cyano-3-methylbenzoyl]-2-ethylhydrazinecarboxylate (known from
15 WO2005/085216), methyl 2-[2-({[3-bromo-1-(3-chloropyridin-2-yl)-1H-pyrazol-5-yl]carbonyl}-amino)-5-cyano-3-methylbenzoyl]-2-methylhydrazinecarboxylate (known from WO2005/085216), methyl 2-[3,5-dibromo-2-({[3-bromo-1-(3-chloropyridin-2-yl)-1H-pyrazol-5-yl]carbonyl}amino)-benzoyl]-1,2-diethylhydrazinecarboxylate (known from WO2005/085216), methyl 2-[3,5-dibromo-2-({[3-bromo-1-(3-chloropyridin-2-yl)-1H-pyrazol-5-yl]carbonyl}-
20 amino)benzoyl]-2-ethylhydrazine-carboxylate (known from WO2005/085216), (5RS,7RS;5RS,7SR)-1-(6-chloro-3-pyridylmethyl)-1,2,3,5,6,7-hexahydro-7-methyl-8-nitro-5-propoxyimidazo[1,2-a]pyridine (known from WO2007/101369), N-[2-(5-amino-1,3,4-thiadiazol-2-yl)-4-chloro-6-methylphenyl]-3-bromo-1-(3-chloro-pyridin-2-yl)-1H-pyrazole-5-carboxamide (known from CN102057925), and methyl 2-[3,5-dibromo-2-({[3-bromo-1-(3-chloropyridin-2-yl)-1H-pyrazol-5-yl]carbonyl}amino)benzoyl]-2-ethyl-1-methylhydrazinecarboxylate (known
25 from WO2011/049233), aldimorph, azaconazole, bitertanol, bromuconazole, cyproconazole, diclobutrazole, difenoconazole, diniconazole, diniconazole-M, dodemorph, dodemorph acetate, epoxiconazole, etaconazole, fenarimol, fenbuconazole, fenhexamid, fenpropidin, fenpropimorph, fluquinconazole, flurprimidol, flusilazole, flutriafol, furconazole, furconazole-cis, hexaconazole,
30 imazalil, imazalil sulfate, imibenconazole, ipconazole, metconazole, myclobutanil, naftifine, nuarimol, oxpoconazole, paclobutrazol, pefurazoate, penconazole, piperalin, prochloraz,

propiconazole, prothioconazole, pyributicarb, pyrifenoxy, quinconazole, simeconazole, spiroxamine, tebuconazole, terbinafine, tetraconazole, triadimefon, triadimenol, tridemorph, triflumizole, triforine, triticonazole, uniconazole, uniconazole-p, viniconazole, voriconazole, 1-(4-chlorophenyl)-2-(1H-1,2,4-triazol-1-yl)cycloheptanol, methyl 1-(2,2-dimethyl-2,3-dihydro-1H-inden-1-yl)-1H-imidazole-5-carboxylate, N'-{5-(difluoromethyl)-2-methyl-4-[3-(trimethylsilyl)propoxy]phenyl}-N-ethyl-N-methylimidoforamamide, N-ethyl-N-methyl-N'-{2-methyl-5-(trifluoromethyl)-4-[3-(trimethylsilyl)propoxy]phenyl}imidoforamamide, O-[1-(4-methoxyphenoxy)-3,3-dimethylbutan-2-yl] 1H-imidazole-1-carbothioate, bixafen, boscalid, carboxin, diflumetorim, fenfuram, fluopyram, flutolanil, fluxapyroxad, furametpyr, furmecycloz, isopyrazam (mixture of syn-epimeric racemate 1RS,4SR,9RS and anti-epimeric racemate 1RS,4SR,9SR), isopyrazam (anti-epimeric racemate 1RS,4SR,9SR), isopyrazam (anti-epimeric enantiomer 1R,4S,9S), isopyrazam (anti-epimeric enantiomer 1S,4R,9R), isopyrazam (syn epimeric racemate 1RS,4SR,9RS), isopyrazam (syn-epimeric enantiomer 1R,4S,9R), isopyrazam (syn-epimeric enantiomer 1S,4R,9S), mepronil, oxycarboxin, penflufen, penthiopyrad, sedaxane, thifluzamide, 1-methyl-N-[2-(1,1,2,2-tetrafluoroethoxy)phenyl]-3-(trifluoromethyl)-1H-pyrazole-4-carboxamide, 3-(difluoromethyl)-1-methyl-N-[2-(1,1,2,2-tetrafluoroethoxy)phenyl]-1H-pyrazole-4-carboxamide, 3-(difluoromethyl)-N-[4-fluoro-2-(1,1,2,3,3,3-hexafluoropropoxy)phenyl]-1-methyl-1H-pyrazole-4-carboxamide, N-[1-(2,4-dichlorophenyl)-1-methoxypropan-2-yl]-3-(difluoromethyl)-1-methyl-1H-pyrazole-4-carboxamide, 5,8-difluoro-N-[2-(2-fluoro-4-{[4-(trifluoromethyl)pyridin-2-yl]oxy}phenyl)ethyl]quinazolin-4-amine, N-[9-(dichloromethylene)-1,2,3,4-tetrahydro-1,4-methanonaphthalen-5-yl]-3-(difluoromethyl)-1-methyl-1H-pyrazole-4-carboxamide, N-[(1S,4R)-9-(dichloromethylene)-1,2,3,4-tetrahydro-1,4-methanonaphthalen-5-yl]-3-(difluoromethyl)-1-methyl-1H-pyrazole-4-carboxamide, N-[(1R,4S)-9-(dichloromethylene)-1,2,3,4-tetrahydro-1,4-methanonaphthalen-5-yl]-3-(difluoromethyl)-1-methyl-1H-pyrazole-4-carboxamide, ametocradin, amisulbrom, azoxystrobin, cyazofamid, coumethoxystrobin, coumoxystrobin, dimoxystrobin, enestroburin, famoxadone, fenamidone, fenoxystrobin, fluoxastrobin, kresoxim-methyl, metominostrobin, orysastrobin, picoxystrobin, pyraclostrobin, pyrametostrobin, pyraoxystrobin, pyribencarb, triclopyricarb, trifloxystrobin, (2E)-2-(2-{[6-(3-chloro-2-methylphenoxy)-5-fluoropyrimidin-4-yl]oxy}phenyl)-2-(methoxyimino)-N-methylethanamide, (2E)-2-(methoxyimino)-N-methyl-2-(2-{[(1E)-1-[3-(trifluoromethyl)phenyl]ethylidene}amino]oxy}methyl}phenyl)ethanamide, (2E)-2-

(methoxyimino)-N-methyl-2-{2-[(E)-({1-[3-(trifluoromethyl)phenyl]ethoxy}imino)methyl]phenyl}ethanamide, (2E)-2-{2-[(1E)-1-(3-[(E)-1-fluoro-2-phenylethenyl]oxy}phenyl)ethylidene]amino}oxy)methyl]phenyl}-2-(methoxyimino)-N-methylethanamide, (2E)-2-{2-[(2E,3E)-4-(2,6-dichlorophenyl)but-3-en-2-ylidene]amino}oxy)methyl]phenyl}-2-(methoxyimino)-N-methylethanamide, 2-chloro-N-(1,1,3-trimethyl-2,3-dihydro-1H-inden-4-yl)pyridine-3-carboxamide, 5-methoxy-2-methyl-4-(2-[(1E)-1-[3-(trifluoromethyl)phenyl]ethylidene]amino)oxy)methyl]phenyl}-2,4-dihydro-3H-1,2,4-triazol-3-one, methyl (2E)-2-{2-[(cyclopropyl[(4-methoxyphenyl)imino]methyl]sulfanyl)methyl]phenyl}-3-methoxyprop-2-enoate, N-(3-ethyl-3,5,5-trimethylcyclohexyl)-3-(formylamino)-2-hydroxybenzamide, 2-{2-[(2,5-dimethylphenoxy)methyl]phenyl}-2-methoxy-N-methylacetamide, (2R)-2-{2-[(2,5-dimethylphenoxy)methyl]phenyl}-2-methoxy-N-methylacetamide, benomyl, carbendazim, chlorfenazole, diethofencarb, ethaboxam, fluopicolide, fuberidazole, pencycuron, thiabendazole, thiophanate-methyl, thiophanate, zoxamide, 5-chloro-7-(4-methylpiperidin-1-yl)-6-(2,4,6-trifluorophenyl)[1,2,4]triazolo[1,5-a]pyrimidine, 3-chloro-5-(6-chloropyridin-3-yl)-6-methyl-4-(2,4,6-trifluorophenyl)pyridazine, bordeaux mixture, captafol, captan, chlorothalonil, copper hydroxide, copper naphthenate, copper oxide, copper oxychloride, copper(2+) sulfate, dichlofluanid, dithianon, dodine, dodine free base, ferbam, fluorofolpet, folpet, guazatine, guazatine acetate, iminoctadine, iminoctadine albesilate, iminoctadine triacetate, mancopper, mancozeb, maneb, metiram, metiram zinc, oxine-copper, propamidine, propineb, sulphur, sulphur preparations including calcium polysulphide, thiram, tolylfluanid, zineb, ziram, acibenzolar-S-methyl, isotianil, probenazole, tiadinil, andoprim, blasticidin-S, cyprodinil, kasugamycin, kasugamycin hydrochloride hydrate, mepanipyrim, pyrimethanil, 3-(5-fluoro-3,3,4,4-tetramethyl-3,4-dihydroisoquinolin-1-yl)quinoline, fentin acetate, fentin chloride, fentin hydroxide, silthiofam, benthiavalicarb, dimethomorph, flumorph, iprovalicarb, mandipropamid, polyoxins, polyoxorim, validamycin A, valifenalate, biphenyl, chloroneb, dicloran, edifenphos, etridiazole, iodocarb, iprobenfos, isoprothiolane, propamocarb, propamocarb hydrochloride, prothiocarb, pyrazophos, quintozene, tecnazene tolclofos-methyl, carpropamid, diclocymet, fenoxanil, phthalide, pyroquilon, tricyclazole, 2,2,2-trifluoroethyl {3-methyl-1-[(4-methylbenzoyl)amino]butan-2-yl}carbamate, benalaxyl, benalaxyl-M (kiralaxyl), bupirimate, clozylacon, dimethirimol, ethirimol, furalaxyl, hymexazol, metalaxyl, metalaxyl-M

(mefenoxam), ofurace, oxadixyl, oxolinic acid, chlozolate, fenciclonil, fludioxonil, iprodione, procymidone, quinoxifen, vinclozolid, binapacryl, dinocap, ferimzone, fluazinam, meptyldinocap, benthiazole, bethoxazin, capsimycin, carvone, chinomethionat, pyriofenone (chlazafenone), cufraneb, cyflufenamid, cymoxanil, cyprosulfamide, dazomet, debacarb, dichlorophen, diclomezine, difenzoquat, difenzoquat methylsulphate, diphenylamine, ecomate, fenpyrazamine, flumetover, fluoroimide, flusulfamide, flutianil, fosetyl-aluminium, fosetyl-calcium, fosetyl-sodium, hexachlorobenzene, irumamycin, methasulfocarb, methyl isothiocyanate, metrafenone, mildiomyacin, natamycin, nickel dimethyldithiocarbamate, nitrothal-isopropyl, octhilinone, oxamocarb, oxyfenthiin, pentachlorophenol and salts, phenothrin, phosphorous acid and its salts, propamocarb-fosetylolate, propanosine-sodium, proquinazid, pyrimorph, (2E)-3-(4-tert-butylphenyl)-3-(2-chloropyridin-4-yl)-1-(morpholin-4-yl)prop-2-en-1-one, (2Z)-3-(4-tert-butylphenyl)-3-(2-chloropyridin-4-yl)-1-(morpholin-4-yl)prop-2-en-1-one, pyrrolnitrine, tebufloquin, tecloftalam, tolnafanide, triazoxide, trichlamide, zarilamid, (3S,6S,7R,8R)-8-benzyl-3-[(3-[(isobutyryloxy)methoxy]-4-methoxypyridin-2-yl)carbonyl]amino]-6-methyl-4,9-dioxo-1,5-dioxonan-7-yl 2-methylpropanoate, 1-(4-{4-[(5R)-5-(2,6-difluorophenyl)-4,5-dihydro-1,2-oxazol-3-yl]-1,3-thiazol-2-yl}piperidin-1-yl)-2-[5-methyl-3-(trifluoromethyl)-1H-pyrazol-1-yl]ethanone, 1-(4-{4-[(5S)-5-(2,6-difluorophenyl)-4,5-dihydro-1,2-oxazol-3-yl]-1,3-thiazol-2-yl}piperidin-1-yl)-2-[5-methyl-3-(trifluoromethyl)-1H-pyrazol-1-yl]ethanone, 1-(4-{4-[5-(2,6-difluorophenyl)-4,5-dihydro-1,2-oxazol-3-yl]-1,3-thiazol-2-yl}piperidin-1-yl)-2-[5-methyl-3-(trifluoromethyl)-1H-pyrazol-1-yl]ethanone, 1-(4-methoxyphenoxy)-3,3-dimethylbutan-2-yl 1H-imidazole-1-carboxylate, 2,3,5,6-tetrachloro-4-(methylsulfonyl)pyridine, 2,3-dibutyl-6-chlorothieno[2,3-d]pyrimidin-4(3H)-one, 2,6-dimethyl-1H,5H-[1,4]dithiino[2,3-c:5,6-c']dipyrrole-1,3,5,7(2H,6H)-tetrone, 2-[5-methyl-3-(trifluoromethyl)-1H-pyrazol-1-yl]-1-(4-{4-[(5R)-5-phenyl-4,5-dihydro-1,2-oxazol-3-yl]-1,3-thiazol-2-yl}piperidin-1-yl)ethanone, 2-[5-methyl-3-(trifluoromethyl)-1H-pyrazol-1-yl]-1-(4-{4-[(5S)-5-phenyl-4,5-dihydro-1,2-oxazol-3-yl]-1,3-thiazol-2-yl}piperidin-1-yl)ethanone, 2-[5-methyl-3-(trifluoromethyl)-1H-pyrazol-1-yl]-1-{4-[4-(5-phenyl-4,5-dihydro-1,2-oxazol-3-yl)-1,3-thiazol-2-yl]piperidin-1-yl}ethanone, 2-butoxy-6-iodo-3-propyl-4H-chromen-4-one, 2-chloro-5-[2-chloro-1-(2,6-difluoro-4-methoxyphenyl)-4-methyl-1H-imidazol-5-yl]pyridine, 2-phenylphenol and salts, 3-(4,4,5-trifluoro-3,3-dimethyl-3,4-dihydroisoquinolin-1-yl)quinoline, 3,4,5-trichloropyridine-2,6-dicarbonitrile, 3-[5-(4-chlorophenyl)-2,3-dimethyl-1,2-oxazolidin-3-

yl]pyridine, 3-chloro-5-(4-chlorophenyl)-4-(2,6-difluorophenyl)-6-methylpyridazine, 4-(4-
 chlorophenyl)-5-(2,6-difluorophenyl)-3,6-dimethylpyridazine, 5-amino-1,3,4-thiadiazole-2-thiol,
 5-chloro-N'-phenyl-N'-(prop-2-yn-1-yl)thiophene-2-sulfonohydrazide, 5-fluoro-2-[(4-
 fluorobenzyl)oxy]pyrimidin-4-amine, 5-fluoro-2-[(4-methylbenzyl)oxy]pyrimidin-4-amine, 5-
 5 methyl-6-octyl[1,2,4]triazolo[1,5-a]pyrimidin-7-amine, ethyl (2Z)-3-amino-2-cyano-3-
 phenylprop-2-enoate, N'-(4-{[3-(4-chlorobenzyl)-1,2,4-thiadiazol-5-yl]oxy}-2,5-
 dimethylphenyl)-N-ethyl-N-methylimidofornamide, N-(4-chlorobenzyl)-3-[3-methoxy-4-(prop-
 2-yn-1-yloxy)phenyl]propanamide, N-[(4-chlorophenyl)(cyano)methyl]-3-[3-methoxy-4-(prop-
 2-yn-1-yloxy)phenyl]propanamide, N-[(5-bromo-3-chloropyridin-2-yl)methyl]-2,4-
 10 dichloropyridine-3-carboxamide, N-[1-(5-bromo-3-chloropyridin-2-yl)ethyl]-2,4-dichloro-
 pyridine-3-carboxamide, N-[1-(5-bromo-3-chloropyridin-2-yl)ethyl]-2-fluoro-4-iodopyridine-3-
 carboxamide, N-{(E)-[(cyclopropylmethoxy)imino][6-(difluoromethoxy)-2,3-difluorophenyl]-
 methyl}-2-phenylacetamide, N-{(Z)-[(cyclopropylmethoxy)imino][6-(difluoromethoxy)-2,3-
 difluorophenyl]methyl}-2-phenylacetamide, N'-{4-[(3-tert-butyl-4-cyano-1,2-thiazol-5-yl)oxy]-
 15 2-chloro-5-methylphenyl}-N-ethyl-N-methylimidofornamide, N-methyl-2-(1-{[5-methyl-3-
 (trifluoromethyl)-1H-pyrazol-1-yl]acetyl}piperidin-4-yl)-N-(1,2,3,4-tetrahydronaphthalen-1-yl)-
 1,3-thiazole-4-carboxamide, N-methyl-2-(1-{[5-methyl-3-(trifluoromethyl)-1H-pyrazol-1-
 yl]acetyl}piperidin-4-yl)-N-[(1R)-1,2,3,4-tetrahydronaphthalen-1-yl]-1,3-thiazole-4-
 carboxamide, N-methyl-2-(1-{[5-methyl-3-(trifluoromethyl)-1H-pyrazol-1-yl]acetyl}piperidin-
 20 4-yl)-N-[(1S)-1,2,3,4-tetrahydronaphthalen-1-yl]-1,3-thiazole-4-carboxamide, pentyl {6-[[[(1-
 methyl-1H-tetrazol-5-yl)(phenyl)methylidene]amino]oxy)methyl]pyridin-2-yl} carbamate,
 phenazine-1-carboxylic acid, quinolin-8-ol, quinolin-8-ol sulfate (2:1), tert-butyl {6-[[[(1-
 methyl-1H-tetrazol-5-yl)(phenyl)methylene]amino]oxy)methyl]pyridin-2-yl} carbamate, 1-
 methyl-3-(trifluoromethyl)-N-[2'-(trifluoromethyl)biphenyl-2-yl]-1H-pyrazole-4-carboxamide,
 25 N-(4'-chlorobiphenyl-2-yl)-3-(difluoromethyl)-1-methyl-1H-pyrazole-4-carboxamide, N-(2',4'-
 dichlorobiphenyl-2-yl)-3-(difluoromethyl)-1-methyl-1H-pyrazole-4-carboxamide, 3-
 (difluoromethyl)-1-methyl-N-[4'-(trifluoromethyl)biphenyl-2-yl]-1H-pyrazole-4-carboxamide,
 N-(2',5'-difluorobiphenyl-2-yl)-1-methyl-3-(trifluoromethyl)-1H-pyrazole-4-carboxamide, 3-
 (difluoromethyl)-1-methyl-N-[4'-(prop-1-yn-1-yl)biphenyl-2-yl]-1H-pyrazole-4-carboxamide, 5-
 30 fluoro-1,3-dimethyl-N-[4'-(prop-1-yn-1-yl)biphenyl-2-yl]-1H-pyrazole-4-carboxamide, 2-chloro-
 N-[4'-(prop-1-yn-1-yl)biphenyl-2-yl]pyridine-3-carboxamide, 3-(difluoromethyl)-N-[4'-(3,3-

dimethylbut-1-yn-1-yl)biphenyl-2-yl]-1-methyl-1H-pyrazole-4-carboxamide, N-[4'-(3,3-
 dimethylbut-1-yn-1-yl)biphenyl-2-yl]-5-fluoro-1,3-dimethyl-1H-pyrazole-4-carboxamide, 3-
 (difluoromethyl)-N-(4'-ethynylbiphenyl-2-yl)-1-methyl-1H-pyrazole-4-carboxamide, N-(4'-
 ethynylbiphenyl-2-yl)-5-fluoro-1,3-dimethyl-1H-pyrazole-4-carboxamide, 2-chloro-N-(4'-
 5 ethynylbiphenyl-2-yl)pyridine-3-carboxamide, 2-chloro-N-[4'-(3,3-dimethylbut-1-yn-1-
 yl)biphenyl-2-yl]pyridine-3-carboxamide, 4-(difluoromethyl)-2-methyl-N-[4'-
 (trifluoromethyl)biphenyl-2-yl]-1,3-thiazole-5-carboxamide, 5-fluoro-N-[4'-(3-hydroxy-3-
 methylbut-1-yn-1-yl)biphenyl-2-yl]-1,3-dimethyl-1H-pyrazole-4-carboxamide, 2-chloro-N-[4'-
 (3-hydroxy-3-methylbut-1-yn-1-yl)biphenyl-2-yl]pyridine-3-carboxamide, 3-(difluoromethyl)-N-
 10 [4'-(3-methoxy-3-methylbut-1-yn-1-yl)biphenyl-2-yl]-1-methyl-1H-pyrazole-4-carboxamide, 5-
 fluoro-N-[4'-(3-methoxy-3-methylbut-1-yn-1-yl)biphenyl-2-yl]-1,3-dimethyl-1H-pyrazole-4-
 carboxamide, 2-chloro-N-[4'-(3-methoxy-3-methylbut-1-yn-1-yl)biphenyl-2-yl]pyridine-3-
 carboxamide, (5-bromo-2-methoxy-4-methylpyridin-3-yl)(2,3,4-trimethoxy-6-
 methylphenyl)methanone, N-[2-(4-{[3-(4-chlorophenyl)prop-2-yn-1-yl]oxy}-3-
 15 methoxyphenyl)ethyl]-N2-(methylsulfonyl)valinamide, 4-oxo-4-[(2-phenylethyl)amino]butanoic
 acid, but-3-yn-1-yl {6-[(Z)-[(1-methyl-1H-tetrazol-5-yl)(phenyl)-
 methylene]amino]oxy)methyl]pyridin-2-yl} carbamate.

14. A chemical combination comprising a combination of
- 20
- a. Mesotrione, glyphosate, glufosinate
 - b. Mesotrione, glyphosate, dicamba
 - c. Mesotrione, glyphosate, 2,4-D
 - d. Mesotrione, glufosinate, glufosinate
 - e. Mesotrione, glufosinate, dicamba
 - 25 f. Mesotrione, glufosinate, 2,4-D
 - g. Mesotrione, glyphosate, glufosinate, dicamba
 - h. Mesotrione, glyphosate, glufosinate, 2,4-D
 - i. Mesotrione, glyphosate, glufosinate, dicamba, 2,4-D
 - j. Sulcotrione, glyphosate, glufosinate
 - 30 k. Sulcotrione, glyphosate, dicamba

- l. Sulcotrione, glyphosate, 2,4-D
- m. Sulcotrione, glufosinate, glufosinate
- n. Sulcotrione, glufosinate, dicamba
- o. Sulcotrione, glufosinate, 2,4-D
- 5 p. Sulcotrione, glyphosate, glufosinate, dicamba
- q. Sulcotrione, glyphosate, glufosinate, 2,4-D
- r. Sulcotrione, glyphosate, glufosinate, dicamba, 2,4-D
- s. Bicyclopyrone, glyphosate, glufosinate
- t. Bicyclopyrone, glyphosate, dicamba
- 10 u. Bicyclopyrone, glyphosate, 2,4-D
- v. Bicyclopyrone, glufosinate, glufosinate
- w. Bicyclopyrone, glufosinate, dicamba
- x. Bicyclopyrone, glufosinate, 2,4-D
- y. Bicyclopyrone, glyphosate, glufosinate, dicamba
- 15 z. Bicyclopyrone, glyphosate, glufosinate, 2,4-D
- aa. Bicyclopyrone, glyphosate, glufosinate, dicamba, 2,4-D
- bb. Isoxaflutole, glyphosate, glufosinate
- cc. Isoxaflutole, glyphosate, dicamba
- dd. Isoxaflutole, glyphosate, 2,4-D
- 20 ee. Isoxaflutole, glufosinate, glufosinate
- ff. Isoxaflutole, glufosinate, dicamba
- gg. Isoxaflutole, glufosinate, 2,4-D
- hh. Isoxaflutole, glyphosate, glufosinate, dicamba
- ii. Isoxaflutole, glyphosate, glufosinate, 2,4-D
- 25 jj. Isoxaflutole, glyphosate, glufosinate, dicamba, 2,4-D
- kk. Tembotrione, glyphosate, glufosinate
- ll. Tembotrione, glyphosate, dicamba
- mm. Tembotrione, glyphosate, 2,4-D
- nn. Tembotrione, glufosinate, glufosinate
- 30 oo. Tembotrione, glufosinate, dicamba
- pp. Tembotrione, glufosinate, 2,4-D

- qq. Tembotrione, glyphosate, glufosinate, dicamba
 rr. Tembotrione, glyphosate, glufosinate, 2,4-D
 ss. Tembotrione, glyphosate, glufosinate, dicamba, 2,4-D
 tt. Topramezone, glyphosate, glufosinate
 5 uu. Topramezone, glyphosate, dicamba
 vv. Topramezone, glyphosate, 2,4-D
 ww. Topramezone, glufosinate, glufosinate
 xx. Topramezone, glufosinate, dicamba
 yy. Topramezone, glufosinate, 2,4-D
 10 zz. Topramezone, glyphosate, glufosinate, dicamba
 aaa. Topramezone, glyphosate, glufosinate, 2,4-D
 bbb. Topramezone, glyphosate, glufosinate, dicamba, 2,4-D
 ccc. Pyrasulfatole, glyphosate, glufosinate
 ddd. Pyrasulfatole, glyphosate, dicamba
 15 eee. Pyrasulfatole, glyphosate, 2,4-D
 fff. Pyrasulfatole, glufosinate, glufosinate
 ggg. Pyrasulfatole, glufosinate, dicamba
 hhh. Pyrasulfatole, glufosinate, 2,4-D
 iii. Pyrasulfatole, glyphosate, glufosinate, dicamba
 20 jjj. Pyrasulfatole, glyphosate, glufosinate, 2,4-D
 kkk. Pyrasulfatole, glyphosate, glufosinate, dicamba, 2,4-D
 ll.

15. The use of any of the chemical combinations of claim 13 for weed control on a field
 25 with soybeans grown from the seed of any one of claims 2-4 and 7-13.

16. A method of weed control comprising applying on a field with soybeans grown from
 the seed of any one of claims 2-4 and 7-13, a combination of at least two herbicides
 corresponding to the regions encoded by a polypeptide capable of providing the plant with
 30 resistance or tolerance to one or more additional herbicides.

17. The method of claim 15 or 16, wherein the application is selected from the group consisting of (i) tank mix application, (ii) subsequent sprays, (iii) pre-mix application.

18. The method of any one of claims 15-17, wherein the combination of herbicides is
5 selected from the group of combinations consisting of
- a. Mesotrione, glufosinate
 - b. Mesotrione, glyphosate
 - c. Mesotrione, glyphosate, glufosinate
 - d. Mesotrione, glyphosate, dicamba
 - 10 e. Mesotrione, glyphosate, 2,4-D
 - f. Mesotrione, glufosinate, glufosinate
 - g. Mesotrione, glufosinate, dicamba
 - h. Mesotrione, glufosinate, 2,4-D
 - i. Mesotrione, glyphosate, glufosinate, dicamba
 - 15 j. Mesotrione, glyphosate, glufosinate, 2,4-D
 - k. Mesotrione, glyphosate, glufosinate, dicamba, 2,4-D
 - l. Sulcotrione, glufosinate
 - m. Sulcotrione, glyphosate
 - n. Sulcotrione, glyphosate, glufosinate
 - 20 o. Sulcotrione, glyphosate, dicamba
 - p. Sulcotrione, glyphosate, 2,4-D
 - q. Sulcotrione, glufosinate, glufosinate
 - r. Sulcotrione, glufosinate, dicamba
 - s. Sulcotrione, glufosinate, 2,4-D
 - 25 t. Sulcotrione, glyphosate, glufosinate, dicamba
 - u. Sulcotrione, glyphosate, glufosinate, 2,4-D
 - v. Sulcotrione, glyphosate, glufosinate, dicamba, 2,4-D
 - w. Bicyclopyrone, glufosinate
 - x. Bicyclopyrone, glyphosate
 - 30 y. Bicyclopyrone, glyphosate, glufosinate
 - z. Bicyclopyrone, glyphosate, dicamba

- aa. Bicyclopyrone, glyphosate, 2,4-D
- bb. Bicyclopyrone, glufosinate, glufosinate
- cc. Bicyclopyrone, glufosinate, dicamba
- dd. Bicyclopyrone, glufosinate, 2,4-D
- 5 ee. Bicyclopyrone, glyphosate, glufosinate, dicamba
- ff. Bicyclopyrone, glyphosate, glufosinate, 2,4-D
- gg. Bicyclopyrone, glyphosate, glufosinate, dicamba, 2,4-D
- hh. Isoxaflutole, glufosinate
- ii. Isoxaflutole, glyphosate
- 10 jj. Isoxaflutole, glyphosate, glufosinate
- kk. Isoxaflutole, glyphosate, dicamba
- ll. Isoxaflutole, glyphosate, 2,4-D
- mm. Isoxaflutole, glufosinate, glufosinate
- nn. Isoxaflutole, glufosinate, dicamba
- 15 oo. Isoxaflutole, glufosinate, 2,4-D
- pp. Isoxaflutole, glyphosate, glufosinate, dicamba
- qq. Isoxaflutole, glyphosate, glufosinate, 2,4-D
- rr. Isoxaflutole, glyphosate, glufosinate, dicamba, 2,4-D
- ss. Tembotrione, glufosinate
- 20 tt. Tembotrione, glyphosate
- uu. Tembotrione, glyphosate, glufosinate
- vv. Tembotrione, glyphosate, dicamba
- ww. Tembotrione, glyphosate, 2,4-D
- xx. Tembotrione, glufosinate, glufosinate
- 25 yy. Tembotrione, glufosinate, dicamba
- zz. Tembotrione, glufosinate, 2,4-D
- aaa. Tembotrione, glyphosate, glufosinate, dicamba
- bbb. Tembotrione, glyphosate, glufosinate, 2,4-D
- ccc. Tembotrione, glyphosate, glufosinate, dicamba, 2,4-D
- 30 ddd. Topramezone, glufosinate
- eee. Topramezone, glyphosate

- fff. Topramezone, glyphosate, glufosinate
 - ggg. Topramezone, glyphosate, dicamba
 - hhh. Topramezone, glyphosate, 2,4-D
 - iii. Topramezone, glufosinate, glufosinate
 - 5 jjj. Topramezone, glufosinate, dicamba
 - kkk. Topramezone, glufosinate, 2,4-D
 - lll. Topramezone, glyphosate, glufosinate, dicamba
 - mmm. Topramezone, glyphosate, glufosinate, 2,4-D
 - nnn. Topramezone, glyphosate, glufosinate, dicamba, 2,4-D
 - 10 ooo. Pyrasulfatole, glufosinate
 - ppp. Pyrasulfatole, glyphosate
 - qqq. Pyrasulfatole, glyphosate, glufosinate
 - rrr. Pyrasulfatole, glyphosate, dicamba
 - sss. Pyrasulfatole, glyphosate, 2,4-D
 - 15 ttt. Pyrasulfatole, glufosinate, glufosinate
 - uuu. Pyrasulfatole, glufosinate, dicamba
 - vvv. Pyrasulfatole, glufosinate, 2,4-D
 - www. Pyrasulfatole, glyphosate, glufosinate, dicamba
 - xxx. Pyrasulfatole, glyphosate, glufosinate, 2,4-D
 - 20 yyy. Pyrasulfatole, glyphosate, glufosinate, dicamba, 2,4-D
-
- 19. The method of growing a soybean plant comprising
 - i) planting a seed of any one of claim 2-4 and 7-13;
 - 25 ii) optionally fertilizing;
 - iii) optionally applying a pesticide selected from the following classes of insecticidally, acaricidally, nematocidally, or molluscicidally active ingredients: Alanycarb, Aldicarb, Bendiocarb, Benfuracarb, Butocarboxim, Butoxycarboxim, Carbaryl, Carbofuran, Carbosulfan, Ethiofencarb, Fenobucarb, Formetanate,
 - 30 Furathiocarb, Isoprocarb, Methiocarb, Methomyl, Metolcarb, Oxamyl, Pirimicarb, Propoxur, Thiodicarb, Thiofanox, Triazamate, Trimethacarb, XMC, Xylylcarb;

Acephate, Azamethiphos, Azinphos-ethyl, Azinphos-methyl, Cadusafos,
 Chlorethoxyfos, Chlorfenvinphos, Chlormephos, Chlorpyrifos, Chlorpyrifos-
 methyl, Coumaphos, Cyanophos, Demeton-S-methyl, Diazinon,
 Dichlorvos/DDVP, Dicrotophos, Dimethoate, Dimethylvinphos, Disulfoton, EPN,
 5 Ethion, Ethoprophos, Famphur, Fenamiphos, Fenitrothion, Fenthion, Fosthiazate,
 Heptenophos, Imicyafos, Isofenphos, Isopropyl O-(methoxyaminothio-
 phosphoryl) salicylate, Isoxathion, Malathion, Mecarbam, Methamidophos,
 Methidathion, Mevinphos, Monocrotophos, Naled, Omethoate, Oxydemeton-
 methyl, Parathion, Parathion-methyl, Phenthoate, Phorate, Phosalone, Phosmet,
 10 Phosphamidon, Phoxim, Pirimiphos-methyl, Profenofos, Propetamphos,
 Prothiofos, Pyraclofos, Pyridaphenthion, Quinalphos, Sulfotep, Tebupirimfos,
 Temephos, Terbufos, Tetrachlorvinphos, Thiometon, Triazophos, Triclorfon,
 Vamidothion, cyclodiene organochlorines, Chlordane, Endosulfan; Ethiprole,
 Fipronil, Acrinathrin, Allethrin, d-cis-trans Allethrin, d-trans Allethrin,
 15 Bifenthrin, Bioallethrin, Bioallethrin S-cyclopentenyl isomer, Bioresmethrin,
 Cycloprothrin, Cyfluthrin, beta-Cyfluthrin, Cyhalothrin, lambda-Cyhalothrin,
 gamma-Cyhalothrin, Cypermethrin, alpha-Cypermethrin, beta-Cypermethrin,
 theta-Cypermethrin, zeta-Cypermethrin, Cyphenothrin [(1R)-trans isomers],
 Deltamethrin, Empenthrin [(EZ)-(1R) isomers), Esfenvalerate, Etofenprox,
 20 Fenpropathrin, Fenvalerate, Flucythrinate, Flumethrin, tau-Fluvalinate,
 Halfenprox, Imiprothrin, Kadethrin, Permethrin, Phenothrin [(1R)-trans isomer),
 Prallethrin, Pyrethrine (pyrethrum), Resmethrin, Silafluofen, Tefluthrin,
 Tetramethrin, Tetramethrin [(1R) isomers)], Tralomethrin, Transfluthrin; DDT;
 Methoxychlor, Acetamiprid, Clothianidin, Dinotefuran, Imidacloprid,
 25 Nitenpyram, Thiacloprid, Thiamethoxam; Nicotine, Spinetoram, Spinosad,.
 Abamectin, Emamectin benzoate, Lepimectin, Milbemectin, Hydroprene,
 Kinoprene, Methoprene; Fenoxycarb; Pyriproxyfen, Chloropicrin; Sulfuryl
 fluoride; Borax; Tartar emetic, Pymetrozine; Flonicamid, Clofentezine,
 30 Hexythiazox, Diflovidazin, Etoxazole. *Bacillus thuringiensis* subspecies
israelensis, *Bacillus sphaericus*, *Bacillus thuringiensis* subspecies *aizawai*,
Bacillus thuringiensis subspecies *kurstaki*, *Bacillus thuringiensis* subspecies

tenebrionis, BT crop proteins: Cry1Ab, Cry1Ac, Cry1Fa, Cry2Ab, mCry3A,
 Cry3Ab, Cry3Bb, Cry34/35Ab1, Diafenthiuron, Azocyclotin, Cyhexatin,
 Fenbutatin oxide; Propargite, Tetradifon, Chlorfenapyr, DNOC, Sulfluramid,
 Bensultap, Cartap hydrochloride, Thiocyclam, Thiosultap-sodium, Bistrifluron,
 5 Chlorfluazuron, Diflubenzuron, Flucyclozuron, Flufenoxuron, Hexaflumuron,
 Lufenuron, Novaluron, Noviflumuron, Teflubenzuron, Triflumuron, Buprofezin,
 Cyromazine, Chromafenozide, Halofenozide, Methoxyfenozide, Tebufenozide,
 Amitraz, Hydramethylnon; Acequinocyl; Fluacrypyrim, Fenazaquin,
 Fenpyroximate, Pyrimidifen, Pyridaben, Tebufenpyrad, Tolfenpyrad, Rotenone
 10 (Derris), Indoxacarb; Metaflumizone, Spirodiclofen, Spiromesifen, Spirotetramat,
 Aluminium phosphide, Calcium phosphide, Phosphine, Zinc phosphide,
 Cyenopyrafen, Chlorantraniliprole, Flubendiamide, Amidoflumet, Azadirachtin,
 Benclothiaz, Benzoximate, Bifenazate, Bromopropylate, Chinomethionat,
 Cryolite, Cyantraniliprole (Cyazypyr), Cyflumetofen, Dicofol, Diflovidazin,
 15 Fluensulfone, Flufenerim, Flufiprole, Fluopyram, Fufenozide, Imidaclotiz,
 Iprodione, Meperfluthrin, Pyridalyl, Pyrifluquinazon, Tetramethylfluthrin,
 Iodomethane; products based on *Bacillus firmus* (including but not limited to
 strain CNCM I-1582, such as, for example, VOTiVO™, BioNem); 3-bromo-N-{2-
 bromo-4-chloro-6-[(1-cyclopropylethyl)carbamoyl]phenyl}-1-(3-chloropyridin-2-
 20 yl)-1H-pyrazole-5-carboxamide (known from WO2005/077934), 4-[[6-
 bromopyridin-3-yl)methyl](2-fluoroethyl)amino}furan-2(5H)-one (known from
 WO2007/115644), 4-[[6-fluoropyridin-3-yl)methyl](2,2-
 difluoroethyl)amino}furan-2(5H)-one (known from WO2007/115644), 4-[[2-
 chloro-1,3-thiazol-5-yl)methyl](2-fluoroethyl)amino}furan-2(5H)-one (known
 25 from WO2007/115644), 4-[[6-chloropyridin-3-yl)methyl](2-
 fluoroethyl)amino}furan-2(5H)-one (known from WO2007/115644),
 Flupyradifurone, 4-[[6-chlor-5-fluoropyridin-3-yl)methyl](methyl)amino}furan-
 2(5H)-one (known from WO2007/115643), 4-[[5,6-dichloropyridin-3-
 yl)methyl](2-fluoroethyl)amino}furan-2(5H)-one (known from
 30 WO2007/115646), 4-[[6-chloro-5-fluoropyridin-3-yl)methyl]-(cyclopropyl)-
 amino}-furan-2(5H)-one (known from WO2007/115643), 4-[[6-chloropyridin-3-

yl)methyl]-(cyclopropyl)-amino}furan-2(5H)-one (known from EP-A-0 539 588),
4-[[6-chloropyridin-3-yl)-methyl](methyl)amino}furan-2(5H)-one (known from
EP-A-0 539 588), [[1-(6-chloropyridin-3-yl)ethyl](methyl)oxido- λ^4 -
sulfanylidene]cyanamide (known from WO2007/149134) and its diastereomers
5 [[(1R)-1-(6-chloropyridin-3-yl)ethyl](methyl)oxido- λ^4 -sulfanylidene]cyanamide
(A) and [(1S)-1-(6-chloropyridin-3-yl)ethyl](methyl)oxido- λ^4 -
sulfanylidene]cyanamide (B) (also known from WO2007/149134) as well as
Sulfoxaflor and its diastereomers [(R)-methyl(oxido){(1R)-1-[6-
(trifluoromethyl)pyridin-3-yl]ethyl}- λ^4 -sulfanylidene]cyanamide (A1) and [(S)-
10 methyl(oxido){(1S)-1-[6-(trifluoromethyl)pyridin-3-yl]ethyl}- λ^4 -sulfanylidene]-
cyanamide (A2), referred to as group of diastereomers A (known from
WO2010/074747, WO2010/074751), [(R)-methyl(oxido){(1S)-1-[6-
(trifluoromethyl)pyridin-3-yl]ethyl}- λ^4 -sulfanylidene]cyanamide (B1) and [(S)-
15 methyl(oxido){(1R)-1-[6-(trifluoromethyl)pyridin-3-yl]ethyl}- λ^4 -
sulfanylidene]cyanamide (B2), referred to as group of diastereomers B (also
known from WO2010/074747, WO2010/074751), and 11-(4-chloro-2,6-
dimethylphenyl)-12-hydroxy-1,4-dioxo-9-azadispiro[4.2.4.2]tetradec-11-en-10-
one (known from WO2006/089633), 3-(4'-fluoro-2,4-dimethylbiphenyl-3-yl)-4-
hydroxy-8-oxa-1-azaspiro[4.5]dec-3-en-2-one (known from WO2008/067911), 1-
20 {2-fluoro-4-methyl-5-[(2,2,2-trifluorethyl)sulfinyl]phenyl}-3-(trifluoromethyl)-
1H-1,2,4-triazol-5-amine (known from WO2006/043635),
[(3S,4aR,12R,12aS,12bS)-3-[(cyclopropylcarbonyl)oxy]-6,12-dihydroxy-4,12b-
dimethyl-11-oxo-9-(pyridin-3-yl)-1,3,4,4a,5,6, 6a,12,12a,12b-decahydro-2H,11H-
benzo[f]-pyrano[4,3-b]chromen-4-yl)methyl cyclopropanecarboxylate (known
25 from WO2008/066153), 2-cyano-3-(difluoromethoxy)-N,N-dimethylbenzene-
sulfonamide (known from WO2006/056433), 2-cyano-3-(difluoromethoxy)-N-
methylbenzenesulfonamide (known from WO2006/100288), 2-cyano-3-
(difluoromethoxy)-N-ethylbenzenesulfonamide (known from WO2005/035486),
4-(difluoromethoxy)-N-ethyl-N-methyl-1,2-benzothiazol-3-amine 1,1-dioxide
30 (known from WO2007/057407), N-[1-(2,3-dimethylphenyl)-2-(3,5-
dimethylphenyl)ethyl]-4,5-dihydro-1,3-thiazol-2-amine (known from

WO2008/104503), {1'-[(2E)-3-(4-chlorophenyl)prop-2-en-1-yl]-5-fluorospiro[indole-3,4'-piperidin]-1(2H)-yl}(2-chloropyridin-4-yl)methanone (known from WO2003/106457), 3-(2,5-dimethylphenyl)-4-hydroxy-8-methoxy-1,8-diazaspiro[4.5]dec-3-en-2-one (known from WO2009/049851), 3-(2,5-dimethylphenyl)-8-methoxy-2-oxo-1,8-diaza-spiro[4.5]dec-3-en-4-yl ethyl carbonate (known from WO2009/049851), 4-(but-2-yn-1-yloxy)-6-(3,5-dimethylpiperidin-1-yl)-5-fluoropyrimidine (known from WO2004/099160), (2,2,3,3,4,4,5,5-octafluoropentyl)(3,3,3-trifluoropropyl)malononitrile (known from WO2005/063094), (2,2,3,3,4,4,5,5-octafluoropentyl)(3,3,4,4,4-pentafluorobutyl)malononitrile (known from WO2005/063094), 8-[2-(cyclopropylmethoxy)-4-(trifluoromethyl)phenoxy]-3-[6-(trifluoromethyl)-pyridazin-3-yl]-3-azabicyclo[3.2.1]octane (known from WO2007/040280), Flometoquin, PF1364 (CAS-Reg.No. 1204776-60-2) (known from JP2010/018586), 5-[5-(3,5-dichlorophenyl)-5-(trifluoromethyl)-4,5-dihydro-1,2-oxazol-3-yl]-2-(1H-1,2,4-triazol-1-yl)benzonitrile (known from WO2007/075459), 5-[5-(2-chloropyridin-4-yl)-5-(trifluoromethyl)-4,5-dihydro-1,2-oxazol-3-yl]-2-(1H-1,2,4-triazol-1-yl)benzonitrile (known from WO2007/075459), 4-[5-(3,5-dichlorophenyl)-5-(trifluoromethyl)-4,5-dihydro-1,2-oxazol-3-yl]-2-methyl-N-{2-oxo-2-[(2,2,2-trifluoroethyl)amino]-ethyl}benzamide (known from WO2005/085216), 4-[[[(6-chloropyridin-3-yl)methyl]-(cyclopropyl)amino]-1,3-oxazol-2(5H)-one, 4-[[[(6-chloropyridin-3-yl)methyl](2,2-difluoroethyl)-amino]-1,3-oxazol-2(5H)-one, 4-[[[(6-chloropyridin-3-yl)methyl](ethyl)amino]-1,3-oxazol-2(5H)-one, 4-[[[(6-chloropyridin-3-yl)methyl](methyl)amino]-1,3-oxazol-2(5H)-one (all known from WO2010/005692), NNI-0711 (known from WO2002/096882), 1-acetyl-N-[4-(1,1,1,3,3,3-hexafluoro-2-methoxypropan-2-yl)-3-isobutylphenyl]-N-isobutyryl-3,5-dimethyl-1H-pyrazole-4-carboxamide (known from WO2002/096882), methyl 2-[2-({[3-bromo-1-(3-chloropyridin-2-yl)-1H-pyrazol-5-yl]carbonyl}amino)-5-chloro-3-methylbenzoyl]-2-methylhydrazinecarboxylate (known from WO2005/085216), methyl 2-[2-({[3-bromo-1-(3-chloropyridin-2-yl)-1H-pyrazol-5-yl]carbonyl}amino)-5-cyano-3-methylbenzoyl]-2-ethylhydrazinecarboxylate (known from WO2005/085216), methyl 2-[2-({[3-

bromo-1-(3-chloropyridin-2-yl)-1H-pyrazol-5-yl]carbonyl}-amino)-5-cyano-3-methylbenzoyl]-2-methylhydrazinecarboxylate (known from WO2005/085216), methyl 2-[3,5-dibromo-2-({[3-bromo-1-(3-chloropyridin-2-yl)-1H-pyrazol-5-yl]carbonyl}amino)-benzoyl]-1,2-diethylhydrazinecarboxylate (known from
 5 WO2005/085216), methyl 2-[3,5-dibromo-2-({[3-bromo-1-(3-chloropyridin-2-yl)-1H-pyrazol-5-yl]carbonyl}amino)benzoyl]-2-ethylhydrazine-carboxylate (known from WO2005/085216), (5RS,7RS;5RS,7SR)-1-(6-chloro-3-pyridylmethyl)-1,2,3,5,6,7-hexahydro-7-methyl-8-nitro-5-propoxyimidazo[1,2-a]pyridine (known from WO2007/101369), N-[2-(5-amino-1,3,4-thiadiazol-2-yl)-
 10 4-chloro-6-methylphenyl]-3-bromo-1-(3-chloro-pyridin-2-yl)-1H-pyrazole-5-carboxamide (known from CN102057925), and methyl 2-[3,5-dibromo-2-({[3-bromo-1-(3-chloropyridin-2-yl)-1H-pyrazol-5-yl]carbonyl}amino)benzoyl]-2-ethyl-1-methylhydrazinecarboxylate (known from WO2011/049233).

; and

- 15 iv) optionally applying a fungicide selected from the following aldimorph, azaconazole, bitertanol, bromuconazole, cyproconazole, diclobutrazole, difenoconazole, diniconazole, diniconazole-M, dodemorph, dodemorph acetate, epoxiconazole, etaconazole, fenarimol, fenbuconazole, fenhexamid, fenpropidin, fenpropimorph, fluquinconazole, flurprimidol, flusilazole, flutriafol, furconazole,
 20 furconazole-cis, hexaconazole, imazalil, imazalil sulfate, imibenconazole, ipconazole, metconazole, myclobutanil, naftifine, nuarimol, oxpoconazole, paclobutrazol, pefurazoate, penconazole, piperalin, prochloraz, propiconazole, prothioconazole, pyributicarb, pyrifenoxy, quinconazole, simeconazole, spiroxamine, tebuconazole, terbinafine, tetraconazole, triadimefon, triadimenol,
 25 tridemorph, triflumizole, triforine, triticonazole, uniconazole, uniconazole-p, viniconazole, voriconazole, 1-(4-chlorophenyl)-2-(1H-1,2,4-triazol-1-yl)cycloheptanol, methyl 1-(2,2-dimethyl-2,3-dihydro-1H-inden-1-yl)-1H-imidazole-5-carboxylate, N'-{5-(difluoromethyl)-2-methyl-4-[3-(trimethylsilyl)propoxy]phenyl}-N-ethyl-N-methylimidoforamide, N-ethyl-N-methyl-N'-{2-methyl-5-(trifluoromethyl)-4-[3-(trimethylsilyl)propoxy]phenyl}imidoforamide,
 30

O-[1-(4-methoxyphenoxy)-3,3-dimethylbutan-2-yl] 1H-imidazole-1-carbothioate,
 bixafen, boscalid, carboxin, diflumetorim, fenfuram, fluopyram, flutolanil,
 fluxapyroxad, furametpyr, furmecyclox, isopyrazam (mixture of syn-epimeric
 5 racemate 1RS,4SR,9RS and anti-epimeric racemate 1RS,4SR,9SR), isopyrazam
 (anti-epimeric racemate 1RS,4SR,9SR), isopyrazam (anti-epimeric enantiomer
 1R,4S,9S), isopyrazam (anti-epimeric enantiomer 1S,4R,9R), isopyrazam (syn
 epimeric racemate 1RS,4SR,9RS), isopyrazam (syn-epimeric enantiomer
 1R,4S,9R), isopyrazam (syn-epimeric enantiomer 1S,4R,9S), mepronil,
 oxycarboxin, penflufen, penthiopyrad, sedaxane, thifluzamide, 1-methyl-N-[2-
 10 (1,1,2,2-tetrafluoroethoxy)phenyl]-3-(trifluoromethyl)-1H-pyrazole-4-
 carboxamide, 3-(difluoromethyl)-1-methyl-N-[2-(1,1,2,2-
 tetrafluoroethoxy)phenyl]-1H-pyrazole-4-carboxamide, 3-(difluoromethyl)-N-[4-
 fluoro-2-(1,1,2,3,3,3-hexafluoropropoxy)phenyl]-1-methyl-1H-pyrazole-4-
 carboxamide, N-[1-(2,4-dichlorophenyl)-1-methoxypropan-2-yl]-3-
 15 (difluoromethyl)-1-methyl-1H-pyrazole-4-carboxamide, 5,8-difluoro-N-[2-(2-
 fluoro-4-[[4-(trifluoromethyl)pyridin-2-yl]oxy}phenyl)ethyl]quinazolin-4-amine,
 N-[9-(dichloromethylene)-1,2,3,4-tetrahydro-1,4-methanonaphthalen-5-yl]-3-
 (difluoromethyl)-1-methyl-1H-pyrazole-4-carboxamide, N-[(1S,4R)-9-
 (dichloromethylene)-1,2,3,4-tetrahydro-1,4-methanonaphthalen-5-yl]-3-
 20 (difluoromethyl)-1-methyl-1H-pyrazole-4-carboxamide, N-[(1R,4S)-9-
 (dichloromethylene)-1,2,3,4-tetrahydro-1,4-methanonaphthalen-5-yl]-3-
 (difluoromethyl)-1-methyl-1H-pyrazole-4-carboxamide, ametoctradin,
 amisulbrom, azoxystrobin, cyazofamid, coumethoxystrobin, coumoxystrobin,
 dimoxystrobin, enestroburin, famoxadone, fenamidone, fenoxystrobin,
 25 fluoxastrobin, kresoxim-methyl, metominostrobin, orysastrobin, picoxystrobin,
 pyraclostrobin, pyrametostrobin, pyraoxystrobin, pyribencarb, triclopyricarb,
 trifloxystrobin, (2E)-2-(2-[[6-(3-chloro-2-methylphenoxy)-5-fluoropyrimidin-4-
 yl]oxy}phenyl)-2-(methoxyimino)-N-methylethanamide, (2E)-2-(methoxyimino)-
 N-methyl-2-(2-[[{(1E)-1-[3-
 30 (trifluoromethyl)phenyl]ethylidene}amino)oxy]methyl]phenyl)ethanamide, (2E)-
 2-(methoxyimino)-N-methyl-2-{2-[(E)-{1-[3-

(trifluoromethyl)phenyl]ethoxy}imino)methyl]phenyl}ethanamide, (2E)-2-{2-
 [({(1E)-1-(3-{{(E)-1-fluoro-2-
 phenylethenyl}oxy}phenyl)ethylidene]amino}oxy)methyl]phenyl}-2-
 (methoxyimino)-N-methylethanamide, (2E)-2-{2-[[{(2E,3E)-4-(2,6-
 5 dichlorophenyl)but-3-en-2-ylidene]amino}oxy)methyl]phenyl}-2-
 (methoxyimino)-N-methylethanamide, 2-chloro-N-(1,1,3-trimethyl-2,3-dihydro-
 1H-inden-4-yl)pyridine-3-carboxamide, 5-methoxy-2-methyl-4-(2-{{(1E)-1-[3-
 (trifluoromethyl)phenyl]ethylidene}amino)oxy)methyl}phenyl)-2,4-dihydro-3H-
 1,2,4-triazol-3-one, methyl (2E)-2-{2-[(cyclopropyl[(4-
 10 methoxyphenyl)imino]methyl}sulfanyl)methyl]phenyl}-3-methoxyprop-2-enoate,
 N-(3-ethyl-3,5,5-trimethylcyclohexyl)-3-(formylamino)-2-hydroxybenzamide, 2-
 {2-[(2,5-dimethylphenoxy)methyl]phenyl}-2-methoxy-N-methylacetamide, (2R)-
 2-{2-[(2,5-dimethylphenoxy)methyl]phenyl}-2-methoxy-N-methylacetamide,
 benomyl, carbendazim, chlorfenazole, diethofencarb, ethaboxam, fluopicolide,
 15 fuberidazole, penycuron, thiabendazole, thiophanate-methyl, thiophanate,
 zoxamide, 5-chloro-7-(4-methylpiperidin-1-yl)-6-(2,4,6-
 trifluorophenyl)[1,2,4]triazolo[1,5-a]pyrimidine, 3-chloro-5-(6-chloropyridin-3-
 yl)-6-methyl-4-(2,4,6-trifluorophenyl)pyridazine, bordeaux mixture, captafol,
 captan, chlorothalonil, copper hydroxide, copper naphthenate, copper oxide,
 20 copper oxychloride, copper(2+) sulfate, dichlofluanid, dithianon, dodine, dodine
 free base, ferbam, fluorofolpet, folpet, guazatine, guazatine acetate, iminoctadine,
 iminoctadine albesilate, iminoctadine triacetate, mancozeb, mancozeb, maneb,
 metiram, metiram zinc, oxine-copper, propamidine, propineb, sulphur, sulphur
 preparations including calcium polysulphide, thiram, tolylfluanid, zineb, ziram,
 25 acibenzolar-S-methyl, isotianil, probenazole, tiadinil, andoprim, blasticidin-S,
 cyprodinil, kasugamycin, kasugamycin hydrochloride hydrate, mepanipyrim,
 pyrimethanil, 3-(5-fluoro-3,3,4,4-tetramethyl-3,4-dihydroisoquinolin-1-
 yl)quinoline, fentin acetate, fentin chloride, fentin hydroxide, silthiofam,
 benthiavalicarb, dimethomorph, flumorph, iprovalicarb, mandipropamid,
 30 polyoxins, polyoxorim, validamycin A, valifenalate, biphenyl, chloroneb,
 dicloran, edifenphos, etridiazole, iodocarb, iprobenfos, isoprothiolane,

propamocarb, propamocarb hydrochloride, prothiocarb, pyrazophos, quintozene,
 tecnazene, tolclofos-methyl, carpropamid, diclocymet, fenoxanil, phthalide,
 pyroquilon, tricyclazole, 2,2,2-trifluoroethyl {3-methyl-1-[(4-
 5 methylbenzoyl)amino]butan-2-yl}carbamate, benalaxyl, benalaxyl-M (kiralaxyl),
 bupirimate, clozylacon, dimethirimol, ethirimol, furalaxyl, hymexazol, metalaxyl,
 metalaxyl-M (mefenoxam), ofurace, oxadixyl, oxolinic acid, chlozolate,
 fenciclonil, fludioxonil, iprodione, procymidone, quinoxifen, vinclozolid,
 binapacryl, dinocap, ferimzone, fluazinam, meptyldinocap, benthiazole,
 bethoxazin, capsimycin, carvone, chinomethionat, pyriofenone (chlazafenone),
 10 cufraneb, cyflufenamid, cymoxanil, cyprosulfamide, dazomet, debacarb,
 dichlorophen, diclomezine, difenzoquat, difenzoquat methylsulphate,
 diphenylamine, ecomate, fenpyrazamine, flumetover, fluoroimide, flusulfamide,
 flutianil, fosetyl-aluminium, fosetyl-calcium, fosetyl-sodium, hexachlorobenzene,
 irumamycin, methasulfocarb, methyl isothiocyanate, metrafenone, mildiomyacin,
 15 natamycin, nickel dimethyldithiocarbamate, nitrothal-isopropyl, octhilinone,
 oxamocarb, oxyfenthiin, pentachlorophenol and salts, phenothrin, phosphorous
 acid and its salts, propamocarb-fosetylolate, propanosine-sodium, proquinazid,
 pyrimorph, (2E)-3-(4-tert-butylphenyl)-3-(2-chloropyridin-4-yl)-1-(morpholin-4-
 20 yl)prop-2-en-1-one, (2Z)-3-(4-tert-butylphenyl)-3-(2-chloropyridin-4-yl)-1-
 (morpholin-4-yl)prop-2-en-1-one, pyrrolnitrine, tebufloquin, tecloftalam,
 tolifenamide, triazoxide, trichlamide, zarilamid, (3S,6S,7R,8R)-8-benzyl-3-[(3-
 [(isobutyryloxy)methoxy]-4-methoxypyridin-2-yl)carbonyl]amino]-6-methyl-4,9-
 25 dioxo-1,5-dioxonan-7-yl 2-methylpropanoate, 1-(4-{4-[(5R)-5-(2,6-
 difluorophenyl)-4,5-dihydro-1,2-oxazol-3-yl]-1,3-thiazol-2-yl}piperidin-1-yl)-2-
 [5-methyl-3-(trifluoromethyl)-1H-pyrazol-1-yl]ethanone, 1-(4-{4-[(5S)-5-(2,6-
 difluorophenyl)-4,5-dihydro-1,2-oxazol-3-yl]-1,3-thiazol-2-yl}piperidin-1-yl)-2-
 [5-methyl-3-(trifluoromethyl)-1H-pyrazol-1-yl]ethanone, 1-(4-{4-[5-(2,6-
 difluorophenyl)-4,5-dihydro-1,2-oxazol-3-yl]-1,3-thiazol-2-yl}piperidin-1-yl)-2-
 [5-methyl-3-(trifluoromethyl)-1H-pyrazol-1-yl]ethanone, 1-(4-methoxyphenoxy)-
 30 3,3-dimethylbutan-2-yl 1H-imidazole-1-carboxylate, 2,3,5,6-tetrachloro-4-
 (methylsulfonyl)pyridine, 2,3-dibutyl-6-chlorothieno[2,3-d]pyrimidin-4(3H)-one,

2,6-dimethyl-1H,5H-[1,4]dithiino[2,3-c:5,6-c']dipyrrole-1,3,5,7(2H,6H)-tetrone,
 2-[5-methyl-3-(trifluoromethyl)-1H-pyrazol-1-yl]-1-(4-{4-[(5R)-5-phenyl-4,5-
 dihydro-1,2-oxazol-3-yl]-1,3-thiazol-2-yl}piperidin-1-yl)ethanone, 2-[5-methyl-3-
 (trifluoromethyl)-1H-pyrazol-1-yl]-1-(4-{4-[(5S)-5-phenyl-4,5-dihydro-1,2-
 5 oxazol-3-yl]-1,3-thiazol-2-yl}piperidin-1-yl)ethanone, 2-[5-methyl-3-
 (trifluoromethyl)-1H-pyrazol-1-yl]-1-{4-[4-(5-phenyl-4,5-dihydro-1,2-oxazol-3-
 yl)-1,3-thiazol-2-yl]piperidin-1-yl}ethanone, 2-butoxy-6-iodo-3-propyl-4H-
 chromen-4-one, 2-chloro-5-[2-chloro-1-(2,6-difluoro-4-methoxyphenyl)-4-
 methyl-1H-imidazol-5-yl]pyridine, 2-phenylphenol and salts, 3-(4,4,5-trifluoro-
 10 3,3-dimethyl-3,4-dihydroisoquinolin-1-yl)quinoline, 3,4,5-trichloropyridine-2,6-
 dicarbonitrile, 3-[5-(4-chlorophenyl)-2,3-dimethyl-1,2-oxazolidin-3-yl]pyridine,
 3-chloro-5-(4-chlorophenyl)-4-(2,6-difluorophenyl)-6-methylpyridazine, 4-(4-
 chlorophenyl)-5-(2,6-difluorophenyl)-3,6-dimethylpyridazine, 5-amino-1,3,4-
 thiadiazole-2-thiol, 5-chloro-N'-phenyl-N'-(prop-2-yn-1-yl)thiophene-2-
 15 sulfonohydrazide, 5-fluoro-2-[(4-fluorobenzyl)oxy]pyrimidin-4-amine, 5-fluoro-
 2-[(4-methylbenzyl)oxy]pyrimidin-4-amine, 5-methyl-6-octyl[1,2,4]triazolo[1,5-
 a]pyrimidin-7-amine, ethyl (2Z)-3-amino-2-cyano-3-phenylprop-2-enoate, N'-(4-
 {[3-(4-chlorobenzyl)-1,2,4-thiadiazol-5-yl]oxy}-2,5-dimethylphenyl)-N-ethyl-N-
 methylimidofornamide, N-(4-chlorobenzyl)-3-[3-methoxy-4-(prop-2-yn-1-
 20 yloxy)phenyl]propanamide, N-[(4-chlorophenyl)(cyano)methyl]-3-[3-methoxy-4-
 (prop-2-yn-1-yloxy)phenyl]propanamide, N-[(5-bromo-3-chloropyridin-2-
 yl)methyl]-2,4-dichloropyridine-3-carboxamide, N-[1-(5-bromo-3-chloropyridin-
 2-yl)ethyl]-2,4-dichloropyridine-3-carboxamide, N-[1-(5-bromo-3-chloropyridin-
 2-yl)ethyl]-2-fluoro-4-iodopyridine-3-carboxamide, N-{(E)-
 25 [(cyclopropylmethoxy)imino][6-(difluoromethoxy)-2,3-difluorophenyl]methyl}-
 2-phenylacetamide, N-{(Z)-[(cyclopropylmethoxy)imino][6-(difluoromethoxy)-
 2,3-difluorophenyl]methyl}-2-phenylacetamide, N'-{4-[(3-tert-butyl-4-cyano-1,2-
 thiazol-5-yl)oxy]-2-chloro-5-methylphenyl}-N-ethyl-N-methylimidofornamide,
 N-methyl-2-(1-{[5-methyl-3-(trifluoromethyl)-1H-pyrazol-1-yl]acetyl}piperidin-
 4-yl)-N-(1,2,3,4-tetrahydronaphthalen-1-yl)-1,3-thiazole-4-carboxamide, N-
 30 methyl-2-(1-{[5-methyl-3-(trifluoromethyl)-1H-pyrazol-1-yl]acetyl}piperidin-4-

yl)-N-[(1R)-1,2,3,4-tetrahydronaphthalen-1-yl]-1,3-thiazole-4-carboxamide, N-
 methyl-2-(1-{[5-methyl-3-(trifluoromethyl)-1H-pyrazol-1-yl]acetyl}piperidin-4-
 yl)-N-[(1S)-1,2,3,4-tetrahydronaphthalen-1-yl]-1,3-thiazole-4-carboxamide,
 pentyl {6-[[[(1-methyl-1H-tetrazol-5-yl)(phenyl)methylidene]-
 5 amino}oxy)methyl]pyridin-2-yl} carbamate, phenazine-1-carboxylic acid,
 5 quinolin-8-ol, quinolin-8-ol sulfate (2:1), tert-butyl {6-[[[(1-methyl-1H-tetrazol-
 5-yl)(phenyl)methylene]amino}oxy)methyl]pyridin-2-yl} carbamate, 1-methyl-3-
 (trifluoromethyl)-N-[2'-(trifluoromethyl)biphenyl-2-yl]-1H-pyrazole-4-carbox-
 amide, N-(4'-chlorobiphenyl-2-yl)-3-(difluoromethyl)-1-methyl-1H-pyrazole-4-
 10 carboxamide, N-(2',4'-dichlorobiphenyl-2-yl)-3-(difluoromethyl)-1-methyl-1H-
 pyrazole-4-carboxamide, 3-(difluoromethyl)-1-methyl-N-[4'-
 (trifluoromethyl)biphenyl-2-yl]-1H-pyrazole-4-carboxamide, N-(2',5'-
 difluorobiphenyl-2-yl)-1-methyl-3-(trifluoromethyl)-1H-pyrazole-4-carboxamide,
 3-(difluoromethyl)-1-methyl-N-[4'-(prop-1-yn-1-yl)biphenyl-2-yl]-1H-pyrazole-
 15 4-carboxamide, 5-fluoro-1,3-dimethyl-N-[4'-(prop-1-yn-1-yl)biphenyl-2-yl]-1H-
 pyrazole-4-carboxamide, 2-chloro-N-[4'-(prop-1-yn-1-yl)biphenyl-2-yl]pyridine-
 3-carboxamide, 3-(difluoromethyl)-N-[4'-(3,3-dimethylbut-1-yn-1-yl)biphenyl-2-
 yl]-1-methyl-1H-pyrazole-4-carboxamide, N-[4'-(3,3-dimethylbut-1-yn-1-
 yl)biphenyl-2-yl]-5-fluoro-1,3-dimethyl-1H-pyrazole-4-carboxamide, 3-
 20 (difluoromethyl)-N-(4'-ethynylbiphenyl-2-yl)-1-methyl-1H-pyrazole-4-
 carboxamide, N-(4'-ethynylbiphenyl-2-yl)-5-fluoro-1,3-dimethyl-1H-pyrazole-4-
 carboxamide, 2-chloro-N-(4'-ethynylbiphenyl-2-yl)pyridine-3-carboxamide, 2-
 chloro-N-[4'-(3,3-dimethylbut-1-yn-1-yl)biphenyl-2-yl]pyridine-3-carboxamide,
 4-(difluoromethyl)-2-methyl-N-[4'-(trifluoromethyl)biphenyl-2-yl]-1,3-thiazole-5-
 25 carboxamide, 5-fluoro-N-[4'-(3-hydroxy-3-methylbut-1-yn-1-yl)biphenyl-2-yl]-
 1,3-dimethyl-1H-pyrazole-4-carboxamide, 2-chloro-N-[4'-(3-hydroxy-3-
 methylbut-1-yn-1-yl)biphenyl-2-yl]pyridine-3-carboxamide, 3-(difluoromethyl)-
 N-[4'-(3-methoxy-3-methylbut-1-yn-1-yl)biphenyl-2-yl]-1-methyl-1H-pyrazole-4-
 carboxamide, 5-fluoro-N-[4'-(3-methoxy-3-methylbut-1-yn-1-yl)biphenyl-2-yl]-
 30 1,3-dimethyl-1H-pyrazole-4-carboxamide, 2-chloro-N-[4'-(3-methoxy-3-
 methylbut-1-yn-1-yl)biphenyl-2-yl]pyridine-3-carboxamide, (5-bromo-2-

methoxy-4-methylpyridin-3-yl)(2,3,4-trimethoxy-6-methylphenyl)methanone, N-[2-(4-{[3-(4-chlorophenyl)prop-2-yn-1-yl]oxy}-3-methoxyphenyl)ethyl]-N2-(methylsulfonyl)valinamide, 4-oxo-4-[(2-phenylethyl)amino]butanoic acid, but-3-yn-1-yl {6-[[[(Z)-(1-methyl-1H-tetrazol-5-yl)(phenyl)-methylene]amino]oxy)methyl]pyridin-2-yl} carbamate.

5

20. A soybean commodity produced from the seed of any one of claims 2-4 and 7-13.

21. The soybean commodity of claim 20, which is meal, flour, flakes, or oil.

10

22. The soybean commodity of claim 20 or 21 which is meal.

23. A kit for identifying event SYHT04R in a biological sample, wherein the kit
15 comprises a first and a second primer, wherein the first and the second primer amplify a polynucleotide comprising a SYHT04R specific region.

24. The kit of claim 23, wherein the kit further comprises a component for detecting
the amplified SYHT04R specific region.

20

25. The kit of claim 23 or 24, wherein the first primer comprises a first fragment of
SEQ ID NO: 10 and the second primer comprises a second fragment of SEQ ID NO: 10, wherein
the first and second primers share sufficient sequence homology or complementarity to SEQ ID
NO: 10 to amplify a SYHT04R specific region.

25

26. The kit of any one of claims 23 to 25, wherein the first and second primers each
comprise at least 8 consecutive polynucleotides of SEQ ID NO: 10.

27. The kit of any one of claims 23 to 26, wherein the first primer comprises the
30 polynucleotide sequence of any one of SEQ ID NOs: 13-20.

28. The kit of any one of claims 23 to 27, wherein
- (a) the first primer comprises the polynucleotide sequence of SEQ ID NO: 13 and the second primer comprises the polynucleotide sequence of SEQ ID NO: 14;
- 5 (b) the first primer comprises the polynucleotide sequence of SEQ ID NO: 15 and the second primer comprises the polynucleotide sequence of SEQ ID NO: 16;
- (c) the first primer comprises the polynucleotide sequence of SEQ ID NO: 17 and the second primer comprises the polynucleotide sequence of SEQ ID NO: 18; or
- (d) the first primer comprises the polynucleotide sequence of SEQ ID NO: 19 and the
10 second primer comprises the polynucleotide sequence of SEQ ID NO: 20.

29. A kit for identifying event SYHT04R in a biological sample, wherein the kit comprises at least one nucleic acid probe that hybridizes under stringent conditions to a SYHT04R region.

15

30. The kit of claim 29, wherein the nucleic acid probe comprises the polynucleotide sequence of SEQ ID NO: 1 or SEQ ID NO: 2, or complement thereof.

31. A method of identifying event SYHT04R in a sample, the method comprising the
20 steps of:

- (a) contacting the sample with a first and a second primer; and
- (b) amplifying a nucleic acid comprising a SYHT04R specific region.

32. The method of claim 31, further comprising the step of:

25 (c) detecting the nucleic acid of (b).

33. The method of either claim 31 or 32, wherein the nucleic acid comprising a SYHT04R specific region comprises the polynucleotide sequence of SEQ ID NO: 1 or SEQ ID NO: 2, or complement thereof.

30

34. The method of any one of claims 31 to 33, wherein the first and second primers each comprise a polynucleotide sequence of sufficient sequence homology or complementarity to SEQ ID NO: 10 to amplify the SYHT04R specific region.

5 35. The method of any one of claims 31 to 34, wherein the first and second primers each comprise at least 8 consecutive polynucleotides of SEQ ID NO: 10.

36. The method of any one of claims 31 to 35,, wherein the first primer comprises the polynucleotide sequence of any one of SEQ ID NOs: 13-20.

10

37. The method of any one of claims 31 to 36, wherein

(a) the first primer comprises the polynucleotide sequence of SEQ ID NO: 13 and the second primer comprises the polynucleotide sequence of SEQ ID NO: 14;

15 (b) the first primer comprises the polynucleotide sequence of SEQ ID NO: 15 and the second primer comprises the polynucleotide sequence of SEQ ID NO: 16;

(c) the first primer comprises the polynucleotide sequence of SEQ ID NO: 17 and the second primer comprises the polynucleotide sequence of SEQ ID NO: 18; or

(d) the first primer comprises the polynucleotide sequence of SEQ ID NO: 19 and the second primer comprises the polynucleotide sequence of SEQ ID NO: 20.

20

38. A method of identifying event SYHT04R in a sample, the method comprising the steps of:

(a) contacting the sample with at least one nucleic acid probe that hybridizes under stringent conditions to a SYHT04R specific region; and

25 (c) detecting hybridization of the at least one nucleic acid probe to the SYHT04R specific region.

39. A method of producing a soybean plant resistant to an HPPD inhibitor comprising introducing into the genome of the soybean plant event SYHT04R.

30

40. The method of claim 39, which comprises the steps of:

- (a) crossing a first soybean plant comprising event SYHT04R; and
- (b) selecting at least a first progeny plant that comprises event SYHT04R and is

resistant to an HPPD inhibitor.

- 5 41. The method of either claim 39 or 40, further comprising the steps of:
- (c) selfing the first progeny plant to produce second generation progeny plants; and
 - (d) selecting at least a first plant homozygous for event SYHT04R.

10 42. A method of producing a soybean commodity product, the method comprising the steps of:

- (a) obtaining the soybean plant or plant part of claims any one of claims 2-3 and 6-12; and

- (b) producing a soybean commodity product from the soybean plant or part thereof.

15 43. The method of claim 42, wherein the commodity product is meal, flour, flakes, protein isolate, or oil.

20 44. A method of controlling weeds at a location comprising soybean plants and weeds, wherein the soybean plants comprise event SYHT04R, and wherein the method comprises applying to the location a weed controlling amount of an herbicidal composition comprising one or more HPPD inhibitors.

25 45. The method of claim 44, wherein the one or more HPPD inhibitors is selected from the group consisting of bicyclopyrone, mesotrione, sulcotrione, topramezone, tembotrione, pyrosulfatole and isoxaflutole.

30 46. The method of claim 44 or 45, wherein the crop plant further comprises one or more additional regions encoding a polypeptide capable of providing the plant with resistance or tolerance to one or more additional herbicides, insects, fungal, bacterial and/or viral infections.

47. The method of any one of claims 44 to 46, wherein the one or more additional regions encode a polypeptide capable of providing the plant with resistance or tolerance to one or more additional herbicides, the polypeptide being selected from the group consisting of:- a glyphosate tolerant 5-enol-pyruvylshikimate-3-phosphate synthase (EPSPS), glyphosate N-acetyl transferase (GAT), herbicide tolerant 4-hydroxypyruvyl dioxigenase (HPPD), phosphinothricin acetyl transferase (PAT), cytochrome P450, glutathione S-transferase (GST), herbicide tolerant acetyl-COA-carboxylase (ACCase), herbicide tolerant acetolactate synthase (ALS), herbicide tolerant protoporphyrinogen oxidase (PPGO), bromoxynil nitrilase, herbicide tolerant phytoene desaturase, aryloxyalkanoate dioxygenase, and dicamba degrading enzymes.

10

48. The method of any one of claims 44 to 47, wherein the herbicidal composition further comprises one or more additional pesticides.

49. The method of claim 48, wherein the one or more additional pesticides is selected from the group consisting of a fungicide, a nematicide, an insecticide, and an herbicide.

15

50. The method of claim 48 or 49, wherein the one or more additional pesticide(s) is an herbicide selected from the group consisting of acetochlor, acifluorfen, acifluorfen-sodium, aclonifen, alachlor, allidochlor, alloxymid, alloxymid-sodium, ametryn, amicarbazone, amidochlor, amidosulfuron, aminocyclopyrachlor, aminocyclopyrachlor-potassium, aminocyclopyrachlor-methyl, aminopyralid, amitrole, ammoniumsulfamate, anilofos, asulam, atrazine, azafenidin, azimsulfuron, beflubutamid, benazolin, benazolin-ethyl, benfluralin, benfuresate, bensulfuron, bensulfuron-methyl, bensulide, bentazone, benzobicyclon, benzofenap, bicyclopyron, bifenoxy, bilanafos, bilanafos-sodium, bispyribac, bispyribac-sodium, bromacil, bromobutide, bromofenoxim, bromoxynil, bromoxynil-butyrate, -potassium, -heptanoate and -octanoate, busoxinone, butachlor, butafenacil, butamifos, butenachlor, butralin, butoxydim, butylate, cafenstrole, carbetamide, carfentrazone, carfentrazone-ethyl, chloramben, chlorbromuron, chlorfenac, chlorfenac-sodium, chlorfenprop, chlorflurenol, chlorflurenol-methyl, chloridazon, chlorimuron, chlorimuron-ethyl, chlorophthalim, chlorotoluron, chlorthal-dimethyl, chlorsulfuron, cinidon, cinidon-ethyl, cinmethylin, cinosulfuron, clethodim, clodinafop, clodinafop-propargyl, clomazone, clomeprop, clopyralid, cloransulam, cloransulam-

20
25
30

methyl, cumyluron, cyanamide, cyanazine, cycloate, cyclosulfamuron, cycloxydim, cyhalofop,
 cyhalofop-butyl, cyprazine, 2,4-D, 2,4-D-butotyl, -butyl, -dimethylammonium, -diolamin, -ethyl,
 2-ethylhexyl, dazomet, -isobutyl, -isooctyl, -isopropylammonium, -potassium, -
 triisopropanolammonium and -trolamine, 2,4-DB, 2,4-DB-butyl, -dimethylammonium, isooctyl,
 5 -potassium and -sodium, daimuron (dymron), dalapon, n-decanol, desmedipham, detosyl-
 pyrazolate (DTP), dicamba, dichlobenil, dichlorprop, dichlorprop-P, diclofop, diclofop-methyl,
 diclofop-P-methyl, diclosulam, difenzoquat, diflufenican, diflufenzopyr, diflufenzopyr-sodium,
 dimefuron, dimepiperate, dimethachlor, dimethametryn, dimethenamid, dimethenamid-P,
 dimetrasulfuron, dinitramine, dinoterb, diphenamid, diquat, diquat-dibromid, dithiopyr, diuron,
 10 DNOC, endothal, EPTC, esprocarb, ethalfluralin, ethametsulfuron, ethametsulfuron-methyl,
 ethiozin, ethofumesate, ethoxyfen, ethoxyfen-ethyl, ethoxysulfuron, etobenzanid, F-5231, i.e. N-
 {2-chloro-4-fluoro-5-[4-(3-fluoropropyl)-5-oxo-4,5-dihydro-1H-tetrazol-1-
 yl]phenyl}ethanesulfonamide, F-7967, i. e. 3-[7-chloro-5-fluoro-2-(trifluoromethyl)-1H-
 benzimidazol-4-yl]-1-methyl-6-(trifluoromethyl)pyrimidine-2,4(1H,3H)-dione, fenoxaprop,
 15 fenoxaprop-P, fenoxaprop-ethyl, fenoxaprop-P-ethyl, fenoxasulfone, fentrazamide, flamprop,
 flamprop-M-isopropyl, flamprop-M-methyl, flazasulfuron, florasulam, fluazifop, fluazifop-P,
 fluazifop-butyl, fluazifop-P-butyl, flucarbazone, flucarbazone-sodium, flucetosulfuron,
 fluchloralin, flufenacet (thiafluamide), flufenpyr, flufenpyr-ethyl, flumetsulam, flumiclorac,
 flumiclorac-pentyl, flumioxazin, fluometuron, flurenol, flurenol-butyl, -dimethylammonium and
 20 -methyl, fluoroglycofen, fluoroglycofen-ethyl, flupropanate, flupyr-sulfuron, flupyr-sulfuron-
 methyl-sodium, fluridone, flurochloridone, fluroxypyr, fluroxypyr-meptyl, flurtamone,
 fluthiacet, fluthiacet-methyl, fluthiamide, fomesafen, fomesafen-sodium, foramsulfuron,
 fosamine, glufosinate, glufosinate-ammonium, glufosinate-P-sodium, glufosinate-P-ammonium,
 glufosinate-P-sodium, glyphosate, glyphosate-ammonium, -isopropylammonium, -diammonium,
 25 -dimethylammonium, -potassium, -sodium and -trimesium, H-9201, i.e. O-(2,4-dimethyl-6-
 nitrophenyl) O-ethyl isopropylphosphoramidothioate, halosafen, halosulfuron, halosulfuron-
 methyl, haloxyfop, haloxyfop-P, haloxyfop-ethoxyethyl, haloxyfop-P-ethoxyethyl, haloxyfop-
 methyl, haloxyfop-P-methyl, hexazinone, HW-02, i.e. 1-(dimethoxyphosphoryl) ethyl-(2,4-
 dichlorophenoxy)acetate, imazamethabenz, imazamethabenz-methyl, imazamox, imazamox-
 30 ammonium, imazapic, imazapic-ammonium, imazapyr, imazapyr-isopropylammonium,
 imazaquin, imazaquin-ammonium, imazethapyr, imazethapyr-immonium, imazosulfuron,

indanofan, indaziflam, iodosulfuron, iodosulfuron-methyl-sodium, ioxynil, ioxynil-octanoate, -
potassium and sodium, ipfencarbazone, isoproturon, isouron, isoxaben, isoxaflutole, karbutilate,
KUH-043, i.e. 3-([5-(difluoromethyl)-1-methyl-3-(trifluoromethyl)-1H-pyrazol-4-
yl]methyl)sulfonyl)-5,5-dimethyl-4,5-dihydro-1,2-oxazole, ketospiradox, lactofen, kenacil,
5 kinuron, MCPA, MCPA-butotyl, -dimethylammonium, -2-ethylhexyl, -isopropylammonium, -
potassium and -sodium, MCPB, MCPB-methyl, -ethyl and -sodium, mecoprop, mecoprop-
sodium, and -butotyl, mecoprop-P, mecoprop-P-butotyl, dimethylammonium, -2-ethylhexyl and
-potassium, mefenacet, mefluidide, mesosulfuron, mesosulfuron-methyl, mesotrione,
methabenzthiazuron, metam, metamifop, metamitron, metazachlor, metazosulfuron,
10 methabenzthiazuron, methiopyrsulfuron, methiozolin, methyl isothiocyanate, metobromuron,
metolachlor, S-metolachlor, metosulam, metoxuron, metribuzin, metsulfuron, metsulfuron-
methyl, molinat, monolinuron, monosulfuron, monosulfuron-ester, MT-128, i.e. 6-chloro-N-
[(2E)-3-chloroprop-2-en-1-yl]-5-methyl-N-phenylpyridazin-3-amine, MT-5950, i.e. N-(3-
chloro-4-isopropylphenyl)-2-methylpentan amide, NGGC-011, napropamide, NC-310, i.e. [5-
15 (benzyloxy)-1-methyl-1H-pyrazol-4-yl](2,4-dichlorophenyl)methanone, neburon, nicosulfuron,
nonanoic acid (pelargonic acid), norflurazon, oleic acid (fatty acids), orbencarb,
orthosulfamuron, oryzalin, oxadiargyl, oxadiazon, oxasulfuron, oxaziclomefon, oxyfluorfen,
paraquat, paraquat dichloride, pebulate, pendimethalin, penoxsulam, pentachlorophenol,
pentoxazone, pethoxamid, petroleum oils, phenmedipham, picloram, picolinafen, pinoxaden,
20 piperophos, pretilachlor, primisulfuron, primisulfuron-methyl, prodiamine, prifluraline,
profoxydim, prometon, prometryn, propachlor, propanil, propaquizafop, propazine, propham,
propisochlor, propoxycarbazone, propoxycarbazone-sodium, propyrisulfuron, propyzamide,
prosulfocarb, prosulfuron, pyraclonil, pyraflufen, pyraflufen-ethyl, pyrasulfotole, pyrazolynate
(pyrazolate), pyrazosulfuron, pyrazosulfuron-ethyl, pyrazoxyfen, pyribambenz, pyribambenz-
25 isopropyl, pyribambenz-propyl, pyribenzoxim, pyributicarb, pyridafol, pyridate, pyrifitalid,
pyriminobac, pyriminobac-methyl, pyrimisulfan, pyriothiobac, pyriothiobac-sodium,
pyroxasulfone, pyroxsulam, quinclorac, quinmerac, quinochloramine, quizalofop, quizalofop-ethyl,
quizalofop-P, quizalofop-P-ethyl, quizalofop-P-tefuryl, rimsulfuron, saflufenacil, sethoxydim,
siduron, simazine, simetryn, sulcotrion, sulfentrazone, sulfometuron, sulfometuron-methyl,
30 sulfosulfuron, SW-065, SYN-523, SYP-249, i.e. 1-ethoxy-3-methyl-1-oxobut-3-en-2-yl 5-[2-
chloro-4-(trifluoromethyl)phenoxy]-2-nitrobenzoate, SYP-300, i.e. 1-[7-fluoro-3-oxo-4-(prop-2-

yn-1-yl)-3,4-dihydro-2H-1,4-benzoxazin-6-yl]-3-propyl-2-thioxoimidazolidine-4,5-dione, 2,3,6-
 TBA, TCA (trichloroacetic acid), TCA-sodium, tebuthiuron, tefuryltrione, tembotrione,
 tepraloxymid, terbacil, terbucarb, terbutometon, terbuthylazin, terbutryn, thenylchlor, thiazopyr,
 thiencarbazone, thiencarbazone-methyl, thifensulfuron, thifensulfuron-methyl, thiobencarb,
 5 topramezone, tralkoxydim, triafamone, tri-allate, triasulfuron, triaziflam, tribenuron, tribenuron-
 methyl, triclopyr, trietazine, trifloxysulfuron, trifloxysulfuron-sodium, trifluralin, triflusulfuron,
 triflusulfuron-methyl, tritosulfuron, urea sulfate, vernolate, ZJ-0862, i.e. 3,4-dichloro-N-{2-[(4,6-
 dimethoxypyrimidin-2-yl)oxy]benzyl}aniline; or plant growth regulators selected from the group
 consisting of zcibenzolar, acibenzolar-S-methyl, 5-aminolevulinic acid, ancymidol, 6-
 10 benzylaminopurine, Brassinolid, catechine, chlormequat chloride, cloprop, cyclanilide, 3-
 (cycloprop-1-enyl) propi-onic acid, daminozide, dazomet, n-decanol, dikegulac, dikegulac-
 sodium, endothal, endothal-dipotassium, -disodium, and mono(N,N-dimethylalkylammonium),
 ethephon, flumetralin, flurenol, flurenol-butyl, flurprimidol, forchlorfenuron, gibberellic acid,
 inabenzide, indol-3-acetic acid (IAA), 4-indol-3-ylbutyric acid, isoprothiolane, probenazole,
 15 jasmonic acid, maleic hydrazide, mepiquat chloride, 1-methylcyclopropene, methyl jasmonate,
 2-(1-naphthyl)acetamide, 1-naphthylacetic acid, 2-naphthyloxyacetic acid, nitrophenolate-
 mixture, paclobutrazol, N-(2-phenylethyl)-beta-alanine, N-phenylphthalamic acid, prohexadione,
 prohexadione-calcium, prohydrojasmon, salicylic acid, strigolactone, tecnazene, thidiazuron,
 triacantanol, trinexapac, trinexapac-ethyl, tsitodef, uniconazole, uniconazole-P;; or
 20 agrochemically acceptable salts thereof.

51. A method of improving plant yield comprising applying to a soybean plant comprising event SYHT04R a growth promoting amount of an HPPD inhibitor, to thereby improve yield independent of weed pressure.

25

52. The method of claim 51, wherein the HPPD inhibitor is mesotrione.

53. The method of claim 51 or 52, wherein applying to an HPPD inhibitor-resistant plant a growth promoting amount of an HPPD inhibitor is performed during the plant's
 30 vegetative stage.

54. The method of any one of claims 51 to 53, wherein applying to an HPPD inhibitor-resistant plant a growth promoting amount of an HPPD inhibitor is performed during pre-emergence.

5 55. The method of any one of claims 51 to 54, further comprising applying a weed controlling amount of the HPPD inhibitor.

56. The method of claim 55, wherein the weed controlling amount of the HPPD inhibitor is applied simultaneously or sequentially in either order with the growth promoting amount of the HPPD inhibitor.

57. The method of any one of claims 51 to 56, wherein the plant further comprises one or more additional regions encoding a polypeptide capable of providing the plant with resistance or tolerance to one or more additional herbicides, insects, fungal, bacterial and/or viral infections.

58. The method of claim 57, wherein the one or more additional regions encode a polypeptide capable of providing the plant with resistance or tolerance to one or more additional herbicides, the polypeptide being selected from the group consisting of:- a glyphosate tolerant 5-enol-pyruvylshikimate-3-phosphate synthase (EPSPS), glyphosate N-acetyl transferase (GAT), herbicide tolerant 4-hydroxypyruvyl dioxgenase (HPPD), phosphinothricin acetyl transferase (PAT), cytochrome P450, glutathione S-transferase (GST), herbicide tolerant acetyl-COA-carboxylase (ACCase), herbicide tolerant acetolactate synthase (ALS), herbicide tolerant protoporphyrinogen oxidase (PPGO), bromoxynil nitrilase, herbicide tolerant phytoene desaturase, aryloxyalkanoate dioxygenase, and dicamba degrading enzymes.

59. A soybean chromosomal target site located on chromosome 11 between molecular marker BARC 40309-07711 and molecular marker BARC 41167-07926, wherein the target site comprises a heterologous nucleic acid.

30

60. The soybean chromosomal target site according to claim 59, wherein the target site is located on chromosome 11 at a position corresponding to the sequence between nucleotide 1 and nucleotide 1676 of SEQ ID NO: 21 and wherein the target site comprises a heterologous nucleic acid.

5

61. The soybean chromosomal target site according to claim 59 or 60, wherein the target site is located at a position corresponding to the sequence between nucleotides 259 and 1575 of SEQ ID NO: 21.

10

62. The soybean chromosomal target site according to any one of claims 59 to 61, wherein the target site is flanked 5' by a sequence comprising nucleotides 1-259 of SEQ ID NO: 21 and flanked 3' by a sequence comprising nucleotides 1575-1676 of SEQ ID NO: 21.

15

63. A soybean plant, plant part, or commodity product comprising a heterologous nucleic acid at the chromosomal target site of any one of claims 59-62.

20

64. A method of making a transgenic soybean plant comprising inserting a heterologous nucleic acid at a position on chromosome 11 located between molecular marker BARC 40309-07711 and molecular marker BARC 41167-07926.

25

65. The method according to claim 64, wherein the heterologous nucleic acid is inserted on chromosome 11 at a position corresponding to the sequence between nucleotides 1 and 1676 of SEQ ID NO: 21.

30

66. The method according to claim 64 or 65, wherein the heterologous nucleic acid is inserted on chromosome 11 at a position corresponding to the sequence between nucleotides 259 and 1575 of SEQ ID NO: 21.

30

67. The method according to any one of claims 64 to 66, wherein the inserted heterologous nucleic acid is flanked 5' by a sequence comprising nucleotides 1-259 of SEQ ID NO: 21 and flanked 3' by a sequence comprising nucleotides 1575-1676 of SEQ ID NO: 21.

68. A soybean plant or plant part produced by the method any one of claims 64 to 67.

69. A soybean commodity product prepared from the plant of claim 68.

5

70. A method for producing soybean meal and soybean oil comprising the steps of

a) growing a soybean plant from a seed of any of claims 2-4 and 7-13, said growing optionally including weed management by using a method of any of claims 15-18

b) harvesting the soybeans from said soybean plant and

10

c) extracting the soybean oil thereby providing soybean oil and soybean meal.

71. The method of claim 70, wherein prior to extracting the soybean oil, at least one of the following steps is performed:

(i) heating the harvested soybeans to reduce their moisture content;

15

(ii) crushing the harvested soybeans to remove their sheath; and

(iii) pressing the soybeans into small flakes

72. The method of claim 70 or 71 wherein the step of extracting the soybean oil is performed with the use of a solvent.

20

FIG. 1

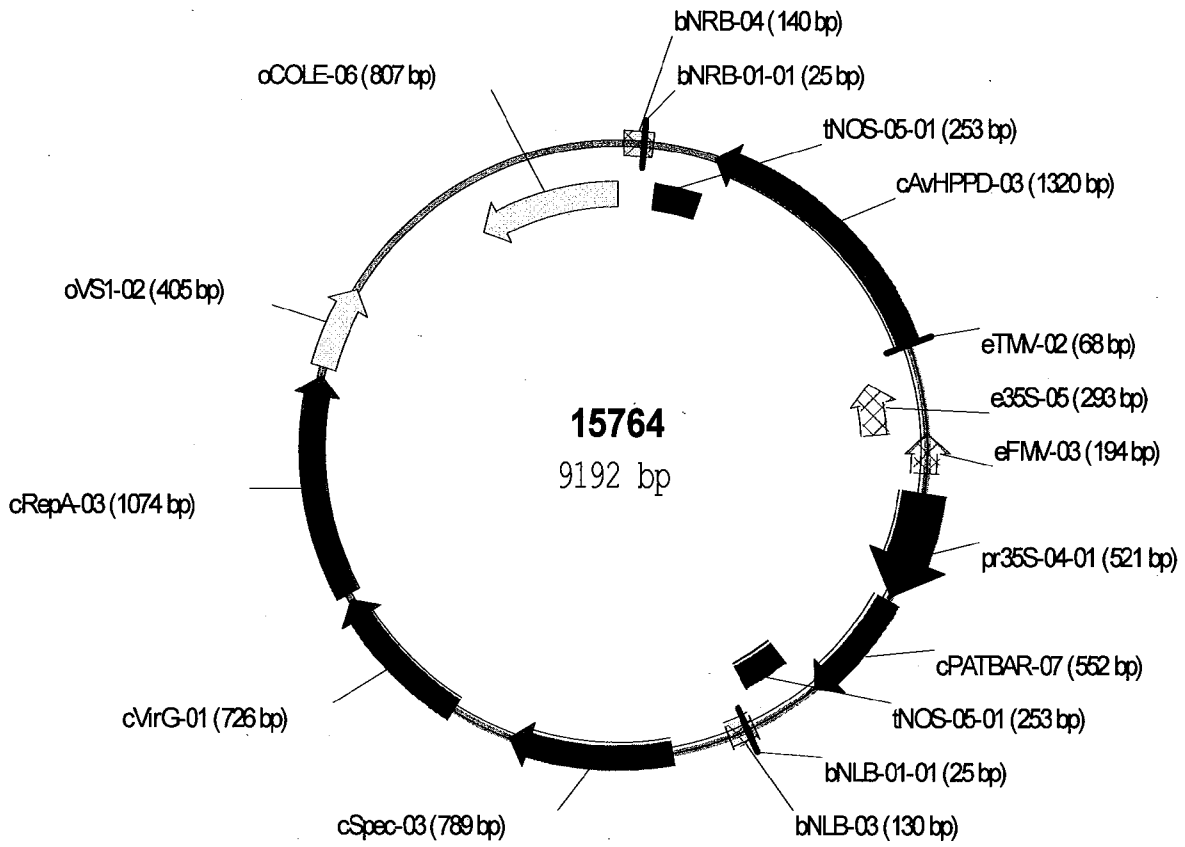


FIG. 2

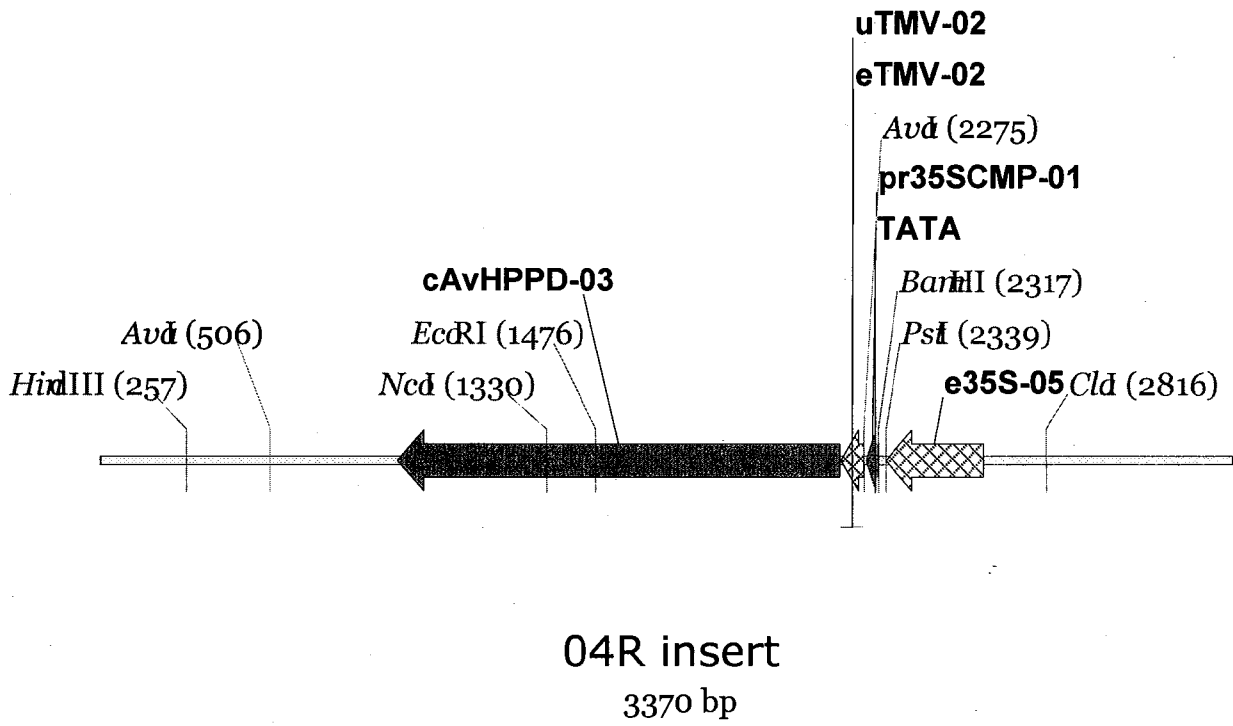


FIG. 3

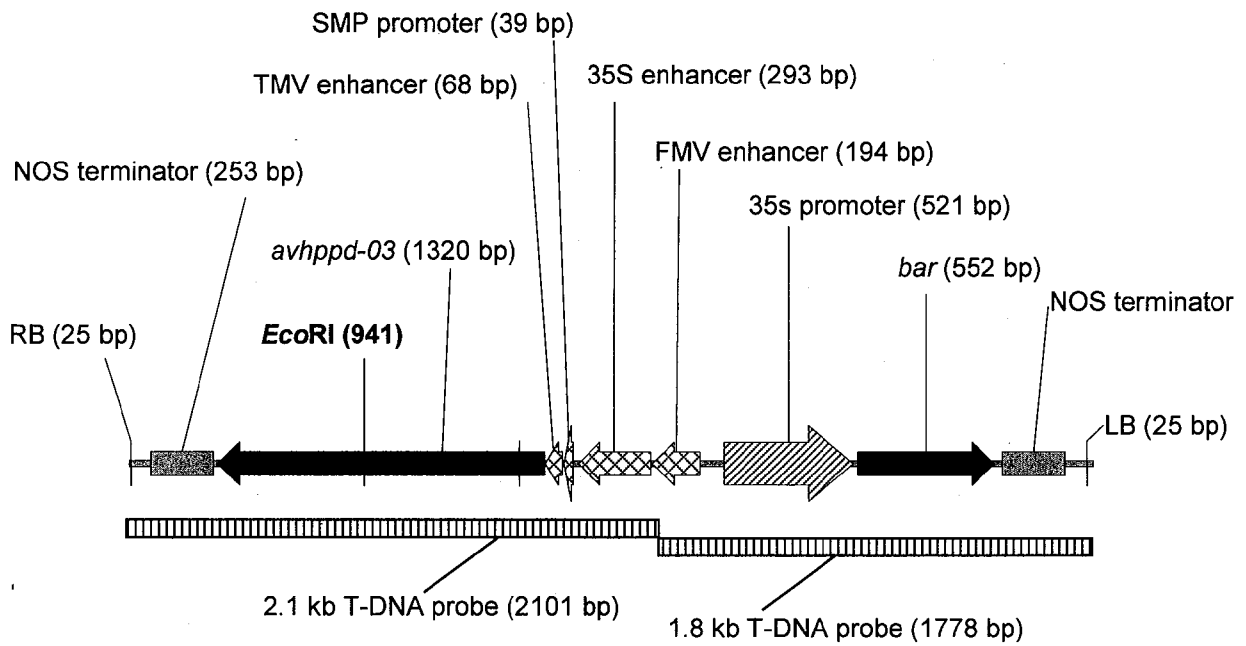


FIG. 4

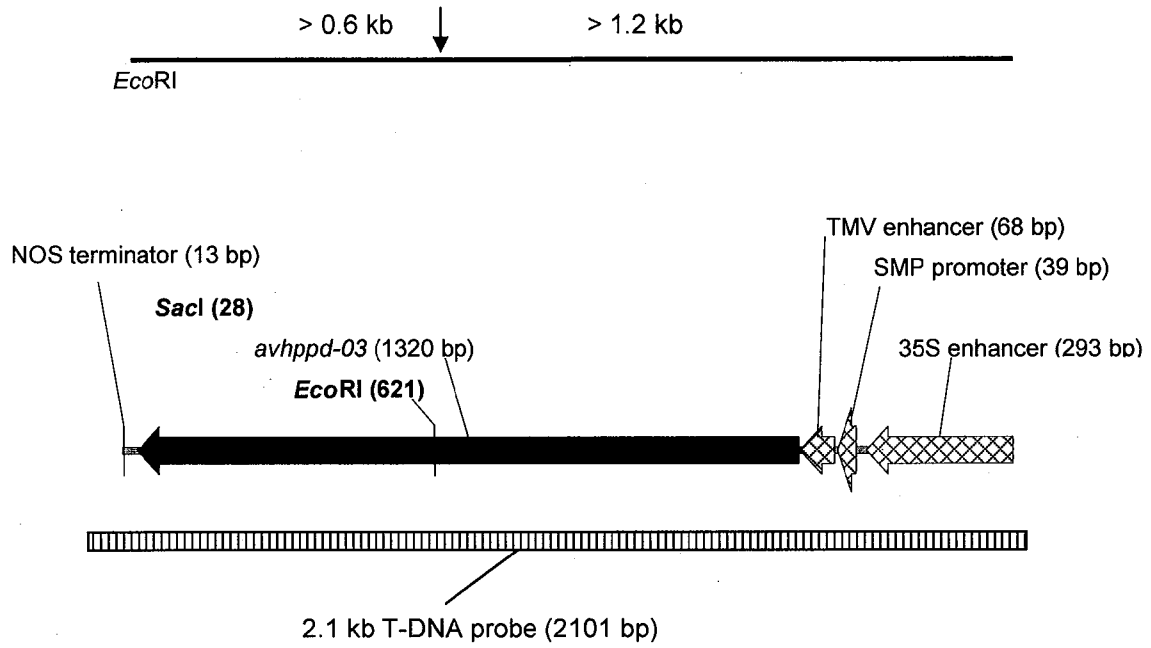


FIG. 5

