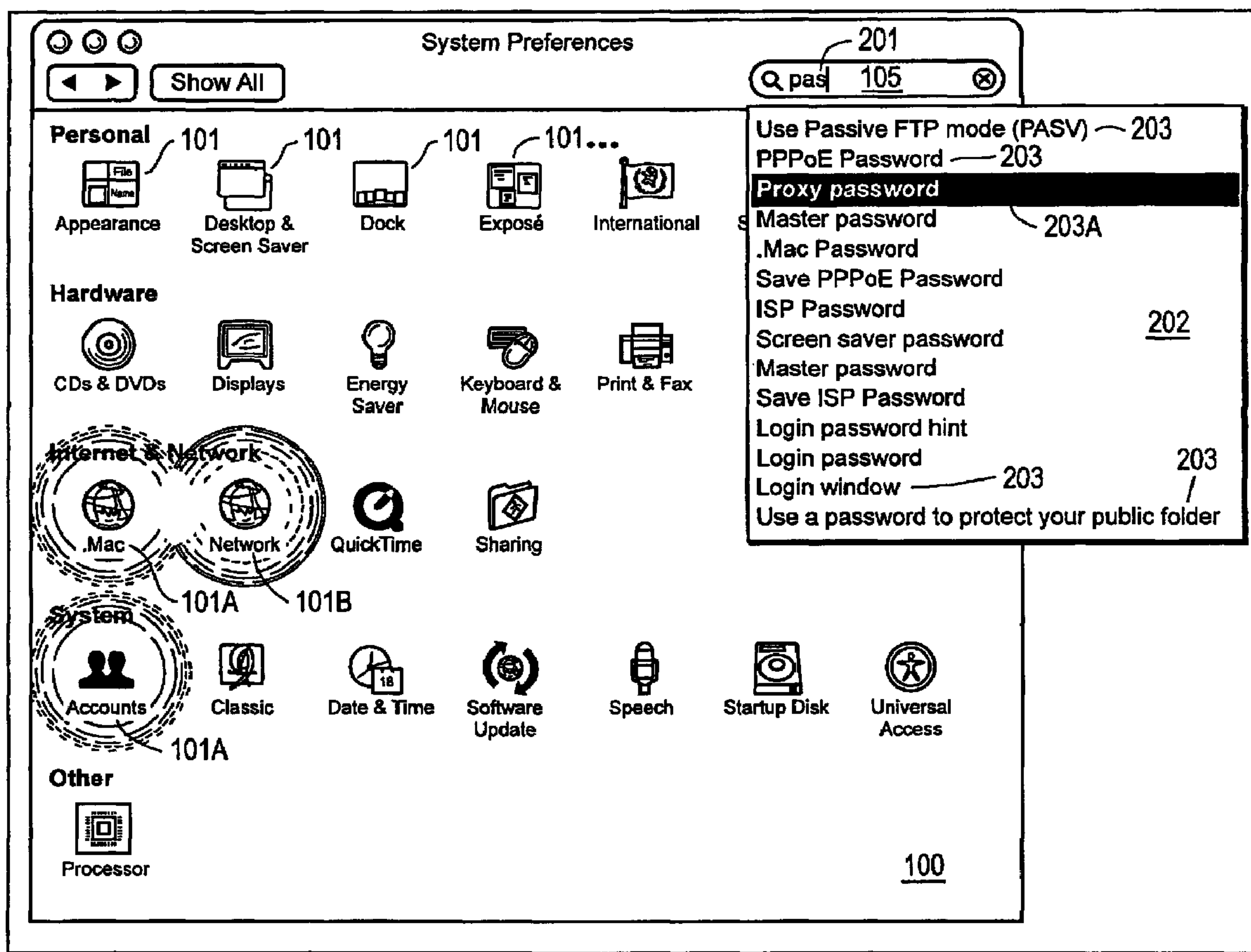




(86) Date de dépôt PCT/PCT Filing Date: 2005/11/10  
 (87) Date publication PCT/PCT Publication Date: 2006/05/18  
 (85) Entrée phase nationale/National Entry: 2007/04/20  
 (86) N° demande PCT/PCT Application No.: US 2005/041078  
 (87) N° publication PCT/PCT Publication No.: 2006/053266  
 (30) Priorité/Priority: 2004/11/10 (US10/985,630)

(51) Cl.Int./Int.Cl. *G06F 17/30* (2006.01)  
 (71) Demandeur/Applicant:  
 APPLE COMPUTER, INC., US  
 (72) Inventeurs/Inventors:  
 RUNOV, MAXYM I., US;  
 ORDING, BAS, US;  
 KO, STEVE, US;  
 CHRISTIE, GREGORY N., US;  
 TIENE, KEVIN, US  
 (74) Agent: RICHES, MCKENZIE & HERBERT LLP

(54) Titre : ELEMENTS DE MISE EN EVIDENCE POUR RESULTATS DE RECHERCHE  
 (54) Title: HIGHLIGHTING ITEMS FOR SEARCH RESULTS



(57) Abrégé/Abstract:

The present invention provides a search capability to allow a user to easily locate a preference control, file, folder, control, or other system resource or data item associated with a search result. In one embodiment, a user enters a search term (or a portion thereof)

(57) **Abrégé(suite)/Abstract(continued):**

in a search field associated with one or more resource types that may be searched. The user may be presented with a pop-up menu containing a list of likely matches. The user selects the desired preference control from the pop-up menu, and the corresponding preference pane, or other container, containing the selected data item, control, or other resource is displayed. In one aspect, as the user enters the search term (or portion thereof), certain icons are highlighted. Specifically, those icons that represent containers containing matching data items (such as preference panes having controls that match the search term) are highlighted. Different types of highlighting can be used depending on the degree of certainty as to which container is likely to contain the correct match.



## (12) INTERNATIONAL APPLICATION PUBLISHED UNDER THE PATENT COOPERATION TREATY (PCT)

(19) World Intellectual Property Organization  
International Bureau



(43) International Publication Date  
18 May 2006 (18.05.2006)

PCT

(10) International Publication Number  
**WO 2006/053266 A3**

(51) International Patent Classification:  
**G06F 17/30** (2006.01)

(21) International Application Number:  
PCT/US2005/041078

(22) International Filing Date:  
10 November 2005 (10.11.2005)

(25) Filing Language: English

(26) Publication Language: English

(30) Priority Data:  
10/985,630 10 November 2004 (10.11.2004) US

(71) Applicant (for all designated States except US): **APPLE COMPUTER, INC.** [US/US]; 1 Infinite Loop, Cupertino, CA 95014 (US).

(72) Inventors; and

(75) Inventors/Applicants (for US only): **RUNOV, Maxym, I.** [UA/US]; 2216 Almaden Road, Apt. B., San Jose, CA 95125 (US). **ORDING, Bas** [NL/US]; 1119 Dolores St. Apt. 4, San Francisco, CA 94110 (US). **KO, Steve** [US/US]; 222 Parnassus Ave. #F, San Francisco, CA 94117 (US). **CHRISTIE, Gregory, N.** [US/US]; 1112 Kelly Dr., San Jose, CA 95129 (US). **TIENE, Kevin** [US/US]; 20274 Vista Ct., Cupertino, CA 95014 (US).

(74) Agents: **RAUBVOGEL, Amir, H.** et al.; Fenwick & West LLP, Silicon Valley Center, 801 California Street, Mountain View, CA 94041 (US).

(81) Designated States (unless otherwise indicated, for every kind of national protection available): AE, AG, AL, AM, AT, AU, AZ, BA, BB, BG, BR, BW, BY, BZ, CA, CH, CN, CO, CR, CU, CZ, DE, DK, DM, DZ, EC, EE, EG, ES, FI, GB, GD, GE, GH, GM, HR, HU, ID, IL, IN, IS, JP, KE, KG, KM, KN, KP, KR, KZ, LC, LK, LR, LS, LT, LU, LV, LY, MA, MD, MG, MK, MN, MW, MX, MZ, NA, NG, NI, NO, NZ, OM, PG, PH, PL, PT, RO, RU, SC, SD, SE, SG, SK, SL, SM, SY, TJ, TM, TN, TR, TT, TZ, UA, UG, US, UZ, VC, VN, YU, ZA, ZM, ZW.

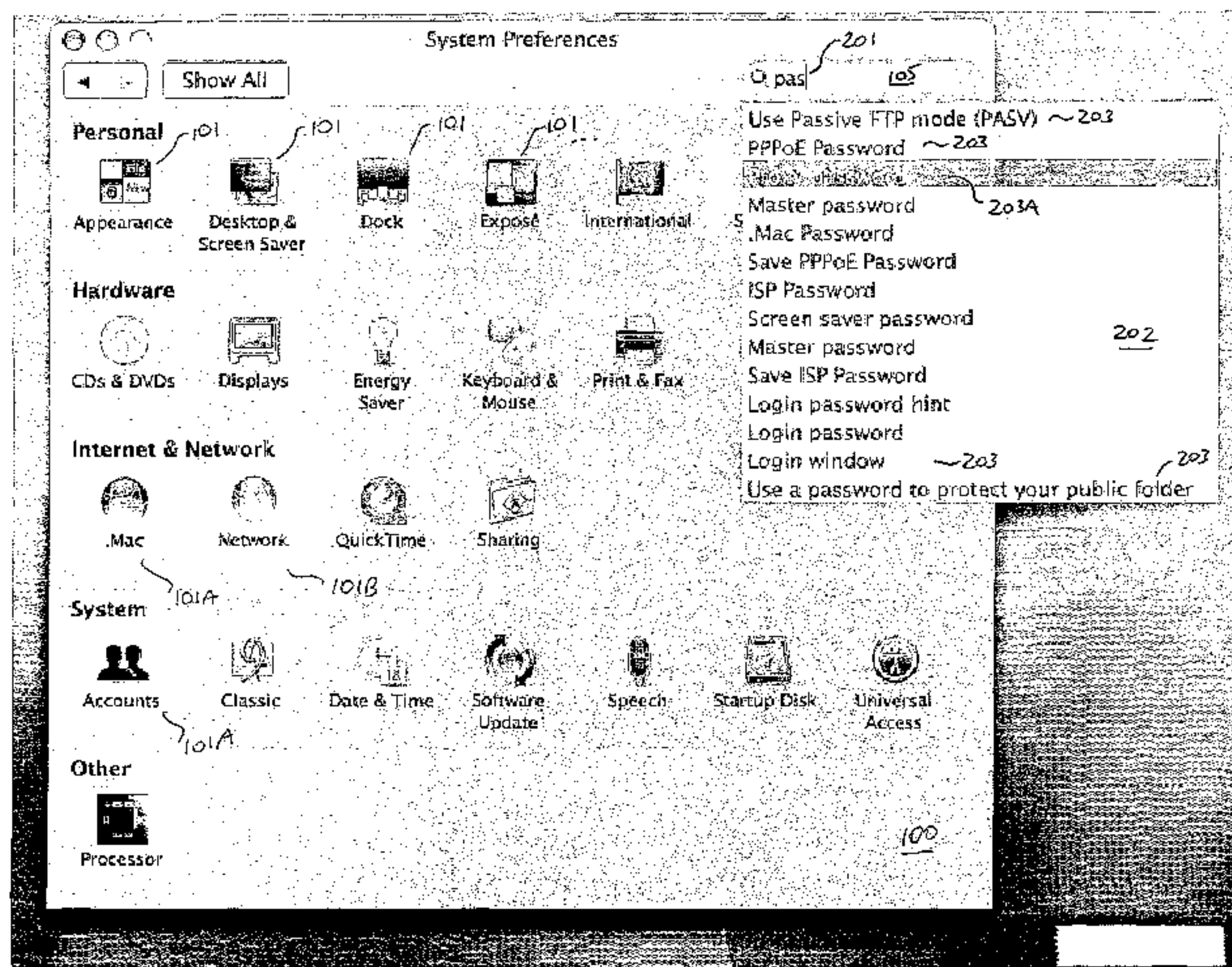
(84) Designated States (unless otherwise indicated, for every kind of regional protection available): ARIPO (BW, GH, GM, KE, LS, MW, MZ, NA, SD, SL, SZ, TZ, UG, ZM, ZW), Eurasian (AM, AZ, BY, KG, KZ, MD, RU, TJ, TM), European (AT, BE, BG, CH, CY, CZ, DE, DK, EE, ES, FI, FR, GB, GR, HU, IE, IS, IT, LT, LU, LV, MC, NL, PL, PT, RO, SE, SI, SK, TR), OAPI (BF, BJ, CF, CG, CI, CM, GA, GN, GQ, GW, ML, MR, NE, SN, TD, TG).

**Published:**

- with international search report
- before the expiration of the time limit for amending the claims and to be republished in the event of receipt of amendments

[Continued on next page]

(54) Title: HIGHLIGHTING ITEMS FOR SEARCH RESULTS



(57) Abstract: The present invention provides a search capability to allow a user to easily locate a preference control, file, folder, control, or other system resource or data item associated with a search result. In one embodiment, a user enters a search term (or a portion thereof) in a search field associated with one or more resource types that may be searched. The user may be presented with a pop-up menu containing a list of likely matches. The user selects the desired preference control from the pop-up menu, and the corresponding preference pane, or other container, containing the selected data item, control, or other resource is displayed. In one aspect, as the user enters the search term (or portion thereof), certain icons are highlighted. Specifically, those icons that represent containers containing matching data items (such as preference panes having controls that match the search term) are highlighted. Different types of highlighting can be used depending on the degree of certainty as to which container is likely to contain the correct match.

WO 2006/053266 A3

**WO 2006/053266 A3**



---

**(88) Date of publication of the international search report:**  
1 February 2007

*For two-letter codes and other abbreviations, refer to the "Guidance Notes on Codes and Abbreviations" appearing at the beginning of each regular issue of the PCT Gazette.*



## HIGHLIGHTING ITEMS FOR SEARCH RESULTS

### Cross-Reference to Related Applications

**[0001]** This application claims priority to U.S. Utility Application No. 10/985,630, for "Highlighting Icons For Search Results," filed November 10, 2004, the disclosure of which is incorporated herein by reference (Attorney Docket 9317).

### Field of the Invention

**[0002]** The present invention relates generally to user interfaces for presenting search results, and more particularly to techniques for highlighting associated with search results. Background of the Invention

**[0003]** Most computer operating systems provide controls that allow the user to specify settings for various preferences. These controls include text fields, sliders, radio buttons, check boxes, and the like. For example, a typical operating system such as MacOS X contains controls for specifying such preferences as: the length of time before a screen saver is activated; the speed with which the onscreen cursor moves in response to mouse input; the current date and time; the volume of the external speakers; and the like.

**[0004]** Typically, these controls are organized in a series of preference panes, which are collectively grouped under a title such as "System Preferences" or "Control Panels". A user can access a control by clicking on an or menu command to activate System Preferences. In response, the system displays a window containing a number of , where each represents a preference pane that contains a set of controls related to a particular component or feature of the system.

**[0005]** For example, if a user wishes to change a network password, the user would generally perform the following steps:

**[0006]** - Activate a System Preferences or menu command, to bring up the System Preferences window including various preference ;

**[0007]** - Click on a Network , to bring up the corresponding preference pane, which includes controls related to network passwords;

**[0008]** - Enter the new password;

**[0009]** - Click on the OK button to save the new password and dismiss the preference pane; and

**[0010]** - Click on the close button to dismiss the System Preferences window.

**[0011]** As computers and operating systems become increasingly complex, the number of preference controls grows, as does the number of preference panes. As a result, users (particularly novice users) have a difficult time finding the particular control they are looking for. A user may know the general nature of the control he is looking for, but may not know which preference pane contains that control. For instance, continuing the above example, if the user is unfamiliar with the organizational scheme of the preference panes, he or she may not know where to look for the network password entry control. Searching among various preference panes and/or consulting printed or electronic documentation can be frustrating and time-consuming.

**[0012]** In particular, when a new version of the operating system is released, it is common for controls to be moved from one pane to another; users who are used to the previous version of the operation system may be unfamiliar with the new locations of controls.

**[0013]** Once a user has become familiar with the organizational scheme for the preference panes, he or she can more easily find a particular control when it is needed. Accordingly, it is beneficial to have some mechanism for training the user as to the locations of various controls, without forcing the user to consult manuals or other documentation.

**[0014]** In this context, what is needed is a system and method for assisting a user in locating and accessing preference controls, even when the user is unfamiliar with the organizational scheme for the preference panes. What is further needed is a system and method for training the user so that, over time, he or she becomes more familiar with the locations of various preference controls. What is further needed is a system and method for assisting a user in locating other types of system resources, data, or the like.



## Summary of the Invention

**[0015]** The present invention provides a search capability to allow a user to easily locate an item in a computer system, including for example a data item, preference control, file, folder, control, or other system resource associated with a search result. In one embodiment, a user enters a search term (or a portion thereof) in a search field associated with one or more resource types that may be searched. The user may be presented with a pop-up menu containing a list of likely matches. The user selects the desired data item, preference control, or other resource from the pop-up menu, and the corresponding document, preference pane, or other resource or container containing the selected item is displayed.

**[0016]** In one aspect, as the user enters the search term (or portion thereof), certain within a preferences window or other set of container items are highlighted automatically. Specifically, those that represent containers containing items that match the search term (such as files containing the term, or preference panes having controls that match the search term) are highlighted. These results may be updated dynamically as the user continues to enter his search criteria.

**[0017]** In one aspect, different types of highlighting are used depending on the degree of certainty as to which preference pane, or container, is likely to contain the correct match. When there is relative uncertainty as to which data item, control, or resource is being sought, for preference panes, or containers, containing the search term are highlighted using a first type of highlighting. When sufficient search term input has been provided that yields greater certainty as to which item is being sought (for example, if only one preference pane, or container, contains a matching control), a second, more prominent type of highlighting is used.

**[0018]** By highlighting and items in this manner, the present invention provides a training mechanism that allows a user to learn, over time, where to find various data items, preference controls, and/or other resources. In one embodiment, this training mechanism is implemented in a manner that is relatively innocuous, in that it does not interfere with the user's normal operation of the system; the user is free to ignore the highlighting if he or she wishes, and simply to enter search terms (or portions thereof) and select from the pop-up menu that appears.

**[0019]** In one aspect, the pop-up menu results are updated, and highlights appear and disappear, automatically as the user types in the search field. Thus, the user need not hit Enter, or any other key, to activate the search and highlight functionality of the present invention.

**[0020]** The functionality of the present invention is not limited to preference controls. As described in more detail below, the present invention can be implemented in any context where it is desirable to dynamically highlight or locations in response to a search term, while the search term is being entered. For example, the present invention can be implemented in a file manager, where folders or directory are dynamically highlighted based on whether they contain files that match the search term (or portion thereof). Alternatively, the highlighting techniques described herein can be used in any application, situation, or context, regardless of whether the highlighting is performed in response to entry of a search term.

**[0021]** In one aspect, the present invention searches for alternative terms as well as literal matches. Common misspellings, descriptive text, and/or alternative terminologies are associated with controls, so that if the user enters a search term that is misspelled or that uses alternative terminology, a match is still indicated.

### **Brief Description of the Drawings**

**[0022]** The accompanying drawings illustrate several embodiments of the invention and, together with the description, serve to explain the principles of the invention.

**[0023]** Fig. 1 is a screen shot depicting an example of a system preferences window according to one embodiment of the present invention.

**[0024]** Fig. 2 is a screen shot depicting a first type of highlighting of after the user has entered a two-character query string, according to one embodiment of the present invention.

**[0025]** Fig. 3 is a screen shot depicting a first type of highlighting of after the user has entered a three-character query string, according to one embodiment of the present invention.

**[0026]** Fig. 4 is a screen shot depicting two types of highlighting of , according to one embodiment of the present invention.



**[0027]** Fig. 5 is a screen shot depicting a preference pane after user selection of an item from a pop-up menu, according to one embodiment of the present invention.

**[0028]** Fig. 6 is a block diagram depicting a functional architecture for implementing the invention according to one embodiment.

**[0029]** One skilled in the art will recognize that these Figures are merely examples of the operation of the invention according to one embodiment, and that other user interface arrangements and modes of operation can be used without departing from the essential characteristics of the invention.

### **Detailed Description of the Embodiments**

**[0030]** The present invention is now described more fully with reference to the accompanying Figures, in which several embodiments of the invention are shown. The present invention may be embodied in many different forms and should not be construed as limited to the embodiments set forth herein. Rather these embodiments are provided so that this disclosure will be complete and will fully convey the invention to those skilled in the art.

**[0031]** For illustrative purposes, the invention is described in connection with a mechanism for locating and activating a preference pane containing a preference control. Various specific details are set forth herein and in the Figures, to aid in understanding the present invention. However, such specific details are intended to be illustrative, and are not intended to restrict in any way the scope of the present invention as claimed herein. In particular, one skilled in the art will recognize that the invention can be used to assist the user in locating items of any type, including for example data items, files, telephone numbers, people, addresses, folders and other containers, devices, and any other type of data or resource available to a user via a computer interface. In other words, in the following description, preference controls are merely an example of items to be located, and preference panes are examples of containers containing items. In addition, the particular screen layouts, appearance, and terminology as depicted and described herein, are intended to be illustrative and exemplary, and in no way limit the scope of the invention as claimed.

**[0032]** In one embodiment, the present invention is implemented in a conventional personal computer system, such as an iMac, Power Mac, or PowerBook,

(available from Apple Computer, Inc. of Cupertino, California), running an operating system such as MacOS X (also available from Apple Computer, Inc.). It will be recognized that the invention may be implemented on other devices as well, such as handhelds, personal digital assistants (PDAs), mobile telephones, consumer electronics devices, and the like. The invention may be embodied in software that runs on the personal computer. The invention may be included as add-on software, or it may form part of the operating system itself, or it may be a feature of an application that is bundled with the computer system or sold separately. The various features of the invention as described herein include output presented on a display screen that is connected to the personal computer. In addition, the invention makes use of input provided to the computer system via input devices such as a keyboard, mouse, touchpad, or the like. Such hardware components, including their operation and interactions with one another and with a central processing unit of the personal computer, are well known in the art of computer systems and therefore are not depicted here. Several Figures are presented as screen shots depicting examples of the user interface as it might appear on a display screen or other output device.

**[0033]** Referring now to Fig. 1, there is shown a screen shot depicting an example of a system preferences window 100 according to one embodiment of the present invention. In one embodiment, window 100 is activated in response to a user command, for example by clicking on an (not shown) or making a selection from a menu (not shown).

**[0034]** Window 100 includes a number of 101 that provide access to preference panes. The user can access a preference pane, for example, by navigating an on-screen cursor or selection tool to the desired 101 and activating the 101 (for example, by double-clicking a mouse button, or by hitting an activation key on a keyboard, or the like). In one embodiment, each 101 is a visual representation of the type of preferences that can be controlled from its associated preference pane. In one embodiment, each 101 also has a text label 103 providing additional information as to the type of preferences that can be controlled via the associated pane. The present invention does not require that 101 be used, or that any particular visual characteris-



tic of 101 be present; in fact, the present invention can operate, for example, with a simple text list, wherein each item in the list corresponds to a preference pane.

**[0035]** In the example of Fig. 1, 101 are organized into several categories, each represented by a band 102 within window 100. Each category has a title 104. Thus, for example, the Hardware category includes 101 that provide access to hardware-related preference panes (such as CDs & DVDs, Displays, Energy Saver, Keyboard & Mouse, and the like). This category-based organizational scheme is not essential to the operation of the present invention.

**[0036]** The present invention makes it easier for a user to find a particular preference control when he or she does not know which preference pane contains the desired control. The user types a search query in search field 105. Referring now to Fig. 2, as the user enters query text 201, pop-up menu 202 appears, showing names of controls that match the entered text. In the example shown, the user has entered "pa". Menu 202 includes names of controls that contain the text string "pa".

**[0037]** In one embodiment, as will be described in more detail below in connection with Fig. 6, a search table 601 is maintained internally, and can be updated periodically if desired. In table 601, each preference control 504 is associated with one or more text strings and/or other metadata, including for example a title for control 504, other text that appears within control 504, and/or alternative and descriptive text strings for preference control 504. Thus, search results in menu 202 can include not only names of controls 504, but also descriptive text and/or alternative text for which there is a match with query text 201. In one embodiment, search table 601 is constructed ahead of time by automatically grabbing all text that appears in each control 504 (possibly omitting commonly used words such as prepositions, articles, and the like). For example, referring briefly to Fig. 5, search table entries pointing to the various controls 504 in preference pane 500 can be constructed by grabbing text strings such as "proxy," "password," "server," "passive," and the like. In another embodiment, search table 601 is manually constructed by a developer, author, or other individual.

**[0038]** Accordingly, in one embodiment, menu 202 includes some names of controls 504 that do not themselves contain the text string "pa", but that are associ-



ated with descriptive text and/or alternative text that does contain "pa". For example, Printing control 504 is associated with alternative text that specifies that it is used for controlling paper selection options. In other words, users may be searching for a paper selection control 504, without realizing that the appropriate preference control 504 is actually called "printing". Thus, when the user enters "pa" as query text 201, "Printing" appears as one of the items 203 in menu 202, since "pa" is a match for "paper selection." Such alternative text can include common misspellings, as well as alternative terminology that may be used in other operating systems, or that may be commonly used by users or other individuals when referring to a particular feature or function. For example, controls 504 associated with a user's desktop background may have alternative text including the word "wallpaper", since "background" and "wallpaper" are terms commonly used in connection with different operating systems to refer to the same general functionality.

**[0039]** Thus, search results as presented in menu 202 include not only those controls 504 whose names match query text 201, but also those controls 504 that have matching descriptive or alternative terms.

**[0040]** In one embodiment, menu 202 only includes results corresponding to preference controls 504 that apply to installed features. If a particular hardware or software function is not installed on the user's computer, then any preference controls 504 that apply to that feature are omitted from menu 202. In one embodiment, the exclusion of such controls 504 is facilitated by maintaining, in table 601, keys that indicate the hardware and/or software configurations to which each entry in table 601 applies. If the hardware and/or software configuration for a particular entry in table 601 is not present in the system, the entry is excluded from searches. In one embodiment, if the user enters query text 201 that refers to an uninstalled feature, he or she is notified that the feature is not present (for example, by presenting a dialog box, or by placing explanatory text within menu 202). In one embodiment, the user is given an opportunity to click on a link or button to install the feature.

**[0041]** For example, if the user searches for BlueTooth in a system that does not have BlueTooth, any BlueTooth-related preference controls 504 will be omitted



from the search results. A dialog box or other explanatory text is presented to explain to the user that the system does not have BlueTooth.

**[0042]** In one embodiment, when displaying a menu item representing an alternative terminology match, the alternative terminology is displayed alongside or instead of the menu item, so as to clarify the reason for the appearance of the item on menu 202. For example, if the user types "wa", and one of the menu items is "desktop background", the menu item appears as "Desktop background (wallpaper)" to clarify that the two terms refer to the same functionality and to tell the user why the term appeared in response to his or her query. In another embodiment, only the alternative terminology appears as the menu item ("Wallpaper"). In yet another embodiment, only the primary terminology appears ("Desktop background"), with no reference to the alternative terminology. In yet another embodiment, only the primary terminology appears, but it is displayed using some distinctive visual characteristic (such as a different color), or is accompanied by some indicator to clarify that it is an alternative text match.

**[0043]** As the user enters query text 201, and concurrently with the display of menu 202, certain 101 are highlighted to indicate that they represent preference panes 500 that contain controls 504 referenced in menu 202. In one embodiment, a distinctive type of highlighting is used, as depicted for 101A in Fig. 2. This highlighting takes the form of a spotlight effect, in which most of window 100 is darkened slightly, except for a circular area immediately surrounding each 101A. Thus, these circular areas appear slightly brighter than does the remainder of window 100, so that the overall effect is that of a spotlight shining on each 101A. The effect is reinforced by a gradual transition of brightness from the central area for each 101A to the darker region. In alternative embodiments, the spotlight effect can be accomplished by brightening the area surrounding the highlighted 101A and leaving the remainder of window 100 at the same brightness as before. In yet other embodiments, other types of highlighting may be used.

**[0044]** "Highlighting," as used herein, is not limited to the specific spotlight effect described and illustrated. Rather, the term "highlighting" is intended to refer to any form of effect by which some resources or items are distinguished from oth-



ers. Examples of such effects include changing the size, shape, color, contrast, and/or other visual features of an associated name, , or other item. In other embodiments, highlighting refers to displaying one or more items in a specific area of the screen or window, or rearranging some items within a display area to indicate that they are highlighted. In yet other embodiments, highlighting is accomplished using non-visual means; for example, highlighted items can produce a distinctive sound when pointed to by a cursor, or they can have a distinctive tactile characteristic. Other alternatives will be apparent to one skilled in the art.

**[0045]** In one embodiment, the presentation of menu 202 and the highlighting of certain 101A take place automatically as the user types query text 201 in query field 105. Thus, the user need not hit an Enter key or otherwise manually activate the search command. Menu 202 and highlights of 101A are updated automatically as the user enters additional characters in field 105, or as the user hits the backspace key to delete characters. In general, typing additional characters lengthens query text 201 string, thus narrowing the search and causing menu 202 to include fewer items (and also causing fewer 101A to be highlighted); conversely, deleting characters shortens query text 201 string, thus broadening the search and causing menu 202 to include more items (and also causing more 101A to be highlighted). In one embodiment, processing is performed as each character is input, and feedback is provided substantially instantaneously upon receipt of the input, for example as described in U.S. Patent No. 4,704,703 for "Dynamic Input Processing System."

**[0046]** In an alternative embodiment, searches are performed in response to a certain trigger event. For example, a search may be initiated or updated whenever the user pauses while typing query text 201; a predetermined minimum pause length can be established. Alternatively, a search may be initiated or updated when the user requests it, by hitting an Enter key or search button, or the like.

**[0047]** In one embodiment, the user can click on any 101 or 101A at any time to activate corresponding preference pane 500, regardless of whether the 101 or 101A is currently highlighted or not, and regardless of whether menu 202 is currently displayed. In another embodiment, whenever menu 202 is displayed, non-



highlighted 101 are temporarily disabled, although the user can click on a highlighted 101A to activate a preference pane 500.

**[0048]** Referring now to Fig. 3, there is shown a continuation of the same example after the user has pressed another keystroke to add a character to query text 201, which now reads "pas". In one embodiment, menu 202 and 101 highlighting are automatically updated to reflect the new query text 201. Specifically, in this example, menu 202 now contains items 203 that contain "pas" or that have equivalent text that contains "pas"; menu 202 contains fewer items than it did in Fig. 2, since there are fewer matches for "pas" than there were for "pa". Similarly, the number of highlighted 101A has been reduced, so as to include only those 101A that represent preference panes 500 that contain controls 504 referenced in menu 202.

**[0049]** In one embodiment, 101A having text labels 103 that match query text 201 are highlighted in the same manner as that represent 101A preference panes 500 that contain controls 504 whose names match query test 201.

**[0050]** In one embodiment, 101A are highlighted if they represent preference panes 500 that contain controls 504 referenced in menu 202, whether or not the text labels 103 for those 101A match query text 201.

**[0051]** In one embodiment, a different type of highlight effect is used to indicate 101A having text labels 103 that match query text 201, as opposed to 101A that contain controls 504 whose names match query test 201.

**[0052]** In one embodiment, different types of highlighting are used depending on the degree of certainty as to which preference pane 500 is likely to contain the correct match. When there is relative uncertainty as to which preference control 504 is being sought, 101 for the preference panes 500 containing the search term are highlighted using a first type of highlighting. When sufficient search term input has been provided that yields greater certainty as to which control is being sought (for example, if only one preference pane 500 contains a matching control), a second, more prominent type of highlighting is used.

**[0053]** At any time, the user can navigate within menu 202, for example by clicking up/down arrows on a keyboard, or by moving an on-screen cursor to a desired menu item 203. Referring now to Fig. 4, there is shown an example wherein

the user has navigated to menu item 203A, which is a "Proxy password" menu item. Menu item 203A is displayed in inverse video, to show that it is currently highlighted or selected. One skilled in the art will recognize that any other distinctive visual technique can be used to indicate a highlighted or selected menu item 203A.

**[0054]** In one embodiment, in response to the user having highlighted or selected menu item 203A, 101B, representing preference pane 500 that contains control 504 referenced by menu item 203A, is highlighted. In one embodiment, 101B is highlighted using a different type of highlighting that is visually distinctive from the highlighting used for 101A. By highlighting 101B in this manner, the present invention provides a useful mechanism for teaching the user where to find various preference controls 504; the user can navigate within menu 202 and see which 101 is highlighted with the second highlighting technique for each menu item 203. In the example shown, 101B represents Network preference pane 500, which contains preference controls 504 related to network operations.

**[0055]** In one embodiment, the second highlighting technique is brighter and sharper than the first highlighting technique, so as to reinforce the notion that it is a "stronger" form of highlight. For example, the region surrounding 101B is brighter than the region surrounding 101A. Also, the transition from the bright region to the darker area is much sharper; in one embodiment, it is a discontinuous transition, whereas in another embodiment it is a less gradual transition than the transition found in the regions surrounding 101.

**[0056]** In other embodiments, other types of visual highlights can be used. 101A and 101B may be given different types of highlights, or the same type. Alternatively, in another embodiment, when a menu item 203A is selected or highlighted, only the corresponding 101B is highlighted (i.e., the for preference pane 500 that contains control 504 corresponding to menu item 203A), and other for preference panes 500 containing controls 504 other than control 504 corresponding to menu item 203A are not highlighted at all, even if menu items 203 for those controls 504 appear in menu 202.

**[0057]** In one embodiment, menu item 203A is automatically highlighted (and corresponding 101B is highlighted) in response to certain trigger events. For exam-



ple, when there is a whole-word match between query text 201 and item 203A, automatic highlighting may take place.

**[0058]** The user can cause a control to be displayed on screen by activating (for example by clicking on) the corresponding menu item 203 from menu 202. This causes preference pane 500 containing control 504 to be displayed on the screen. In one embodiment, if preference pane 500 containing control 504 has various parts, tabs, sub-panes, or sections, the part, tab, or section that contains control 504 is brought to the foreground. In one embodiment, the particular control corresponding to the selected menu item 203 is highlighted or selected automatically, so that the user is able to manipulate control 504 immediately without having to search for it on the screen. For example, if control 504 is a text field, the text cursor may be active and ready to receive input within the text field.

**[0059]** In one embodiment, when the user selects an item 203 from menu 202, the corresponding 101 momentarily blinks, so as to further reinforce the connection between menu items 203 and their corresponding 101.

**[0060]** In one embodiment, when a user clicks on an 101A while an item 203A is highlighted in menu 202, preference pane 500 containing control 504 referenced by item 203A is displayed. Again, in one embodiment, if preference pane 500 containing control 504 has various parts, tabs, sub-panes, or sections, the part, tab, or section that contains control 504 is brought to the foreground. As described in the previous paragraph, in one embodiment, the particular control corresponding to the highlighted menu item 203A is highlighted or selected automatically, so that the user is able to manipulate control 504 immediately without having to search for it on the screen.

**[0061]** Referring now to Fig. 5, there is shown an example of a preference pane 500 that is displayed in response to user activation of the "proxy password" menu item 203A in Fig. 4. Preference pane 500 is a Network preference pane; as indicated above, Network preference pane 500 corresponds to the network 101B shown in Fig. 4.

**[0062]** In the example of Fig. 5, Network preference pane 500 has four sub-panels, related to various types of network operations; the user can navigate among

the sub-panes by clicking on selector 502. Indicator 503 shows the names of the four sub-panels: AirPort, TCP/IP, AppleTalk, and Proxies. The currently active sub-pane is indicated by highlighting "Proxies" in indicator 503. As described above, this sub-pane is automatically brought to the foreground because it is the section of pane 500 that contains the control 504 for setting proxy passwords (since "Proxy password" was the menu item 203A activated by the user in Fig. 4).

**[0063]** The user can navigate back to system preferences window 100 by clicking on arrow 501. The user can perform additional searches by typing or editing query text 201 in query field 105.

**[0064]** The present invention provides a mechanism for allowing a user to quickly locate the preference control 504 he or she is interested in. In addition, the invention serves to train the user as to which preference panes 500 contain which preference controls 504. By highlighting various 101 as the user enters query text 201, and by providing additional distinctive highlighting in response to navigation within menu 202, the present invention provides the user with a quick mechanism for determining which preference panes 500 contain controls 504 that are of interest.

**[0065]** The present invention can be used to provide centralized access to many different types of controls 504 and files. For example, in one embodiment, if no matching system preference controls 504 are found, the system of the present invention displays application preference controls and/or help text entries that match query text 201. In another embodiment, matching application controls and/or help text entries are presented regardless of whether matching system preference controls 504 are found. Search results for application preference controls and/or help text entries can be presented within the same menu 202 as those for system preference controls 504; in one embodiment a different color or other distinctive visual characteristic is used to clarify the difference between the types of controls. In another embodiment, the user can select whether and how application preference controls and/or help text entries are displayed in response to queries.

**[0066]** Referring now to Fig. 6, there is shown a block diagram depicting a functional architecture for implementing the invention according to one embodiment. As described above, the various components of Fig. 6 may be implemented in



software. System 600 includes the various preference panes 500 that can be depicted as part of the overall preferences functionality. Each preference pane 500 includes any number of preference controls 504. Search table 601 maintains search terms and their relationships to preference panes 500 and controls 504; as described above, search table 601 may include names for controls 504 as well as alternative and/or descriptive text. Search table 601 may be automatically constructed and updated from preference panes 500 and controls 504, or it can be manually constructed and updated. User interface 602 accepts input from input device 605 and outputs results via display 603. User interface 602 includes search field 105 for accepting user entry of query text 201, as described above. User interface 602 also includes menu 202, which presents search results as menu items 203, as described above. Query engine 604 is a software component that takes query text input 201 from search field 105, compares it with entries in search table 601, and generates search results 606 to be displayed in menu 202. Menu 202 is a component of user interface 602 that is output via display device 603. When preference panes 500 and/or controls 504 are to be displayed, user interface 602 handles the display and interaction with these elements as well.

**[0067]** As will be apparent to one skilled in the art, the invention is not limited to the particular application set forth in the above description, which is intended to be exemplary. For example, the invention can be used in a file manager application, where represent files, folders, or directories. In such a context, the system of the invention searches for query text 201 within files, and highlights those that represent files, folders, or directories that contain query text 201. In one such embodiment, 101 represent folders, and the system of the invention searches for query text 201 within file names for files within the various folders. In another such embodiment, the system of the invention searches for query text 201 within the body of files within the folders. In yet another such embodiment, represent files, and the system of the invention searches for query text 201 within the body of files corresponding to 101. The above-described techniques for highlighting 101, and for presenting menu items 203 in menu 202, and for navigating, highlighting, and selecting menu items 203, can be applied to such an embodiment as well.



**[0068]** In one embodiment, the present invention is implemented as a technique for highlighting onscreen items in any context, and is not limited to a context where search results are being presented. For example, the above-described spotlight effect can be used in any situation where it is desirable to visually distinguish one (or more) onscreen item from other onscreen items. Referring again to Fig. 2, most of window 100 is darkened slightly, except for a circular area immediately surrounding each 101A. Thus, these circular areas appear slightly brighter than does the remainder of window 100, so that the overall effect is that of a spotlight shining on each 101A. The effect is reinforced by a gradual transition of brightness from the central area for each 101A to the darker region. In alternative embodiments, the spotlight effect can be accomplished by brightening the area surrounding the highlighted 101A and leaving the remainder of window 100 at the same brightness as before. In yet other embodiments, other types of highlighting may be used. In any context where it is desirable to present two different types of highlights, a sharper and/or brighter spotlight can be used, as discussed above in connection with Fig. 4.

**[0069]** Examples of contexts for highlighting onscreen items in this manner are: to indicate which item(s) have been selected by a user, or which item(s) is/are relevant to an operation being performed, or which item(s) is/are newly added to a set, or which item(s) is/are newly installed or updated, or which item(s) have alerts to be brought to the attention of the user. Another example is to highlight probable destination(s) for an item that has been selected or is being dragged on the screen; for example, if the user selects an representing an e-mail message (or other item) and starts to drag it on the screen, likely destinations can be highlighted using the visual techniques described herein. Other contexts and situations will be apparent to one skilled in the art.

**[0070]** One skilled in the art will recognize that the spotlight effect can be implemented using any shape and size for the area immediately surrounding each 101A, and is not limited to circular areas. For example, in other embodiments, the brighter (or otherwise visually distinguished area) can be an oval, square, triangle, or any other regular or irregular polygon, and can be of any size. In some embodiments, the size and/or shape can indicate the nature of the highlight, the degree of



confidence in the selection, and/or can be dictated by user preference. In other embodiments, the size and/or shape can vary according to current conditions or context: for example, if many items are highlighted simultaneously, the sizes of the spotlight can be reduced in order to make room for one another.

**[0071]** In the above description, for purposes of explanation, numerous specific details are set forth in order to provide a thorough understanding of the invention. It will be apparent, however, to one skilled in the art that the invention can be practiced without these specific details. In other instances, structures and devices are shown in block diagram form in order to avoid obscuring the invention.

**[0072]** Reference in the specification to "one embodiment" or "an embodiment" means that a particular feature, structure, or characteristic described in connection with the embodiment is included in at least one embodiment of the invention. The appearances of the phrase "in one embodiment" in various places in the specification are not necessarily all referring to the same embodiment.

**[0073]** Some portions of the detailed description are presented in terms of algorithms and symbolic representations of operations on data bits within a computer memory. These algorithmic descriptions and representations are the means used by those skilled in the data processing arts to most effectively convey the substance of their work to others skilled in the art. An algorithm is here, and generally, conceived to be a self-consistent sequence of steps leading to a desired result. The steps are those requiring physical manipulations of physical quantities. Usually, though not necessarily, these quantities take the form of electrical or magnetic signals capable of being stored, transferred, combined, compared, and otherwise manipulated. It has proven convenient at times, principally for reasons of common usage, to refer to these signals as bits, values, elements, symbols, characters, terms, numbers, or the like.

**[0074]** It should be borne in mind, however, that all of these and similar terms are to be associated with the appropriate physical quantities and are merely convenient labels applied to these quantities. Unless specifically stated otherwise as apparent from the discussion, it is appreciated that throughout the description, discussions



utilizing terms such as “processing” or “computing” or “calculating” or “determining” or “displaying” or the like, refer to the action and processes of a computer system, or similar electronic computing device, that manipulates and transforms data represented as physical (electronic) quantities within the computer system’s registers and memories into other data similarly represented as physical quantities within the computer system memories or registers or other such information storage, transmission or display devices.

**[0075]** The present invention also relates to an apparatus for performing the operations herein. This apparatus may be specially constructed for the required purposes, or it may comprise a general-purpose computer selectively activated or reconfigured by a computer program stored in the computer. Such a computer program may be stored in a computer readable storage medium, such as, but is not limited to, any type of disk including floppy disks, optical disks, CD-ROMs, and magnetic-optical disks, read-only memories (ROMs), random access memories (RAMs), EPROMs, EEPROMs, magnetic or optical cards, or any type of media suitable for storing electronic instructions, and each coupled to a computer system bus.

**[0076]** The algorithms and modules presented herein are not inherently related to any particular computer or other apparatus. Various general-purpose systems may be used with programs in accordance with the teachings herein, or it may prove convenient to construct more specialized apparatuses to perform the method steps. The required structure for a variety of these systems will appear from the description below. In addition, the present invention is not described with reference to any particular programming language. It will be appreciated that a variety of programming languages may be used to implement the teachings of the invention as described herein. Furthermore, as will be apparent to one of ordinary skill in the relevant art, the modules, features, attributes, methodologies, and other aspects of the invention can be implemented as software, hardware, firmware or any combination of the three. Of course, wherever a component of the present invention is implemented as software, the component can be implemented as a standalone program, as part of a larger program, as a plurality of separate programs, as a statically or dynamically linked library, as a kernel loadable module, as a device driver,



and/or in every and any other way known now or in the future to those of skill in the art of computer programming. Additionally, the present invention is in no way limited to implementation in any specific operating system or environment.

**[0077]** It will be understood by those skilled in the relevant art that the above-described implementations are merely exemplary, and many changes can be made without departing from the true spirit and scope of the present invention. Therefore, it is intended by the appended claims to cover all such changes and modifications that come within the true spirit and scope of this invention.

## Claims

**[0078]** What is claimed is:

1. In a user interface display including a plurality of items, a method for highlighting items corresponding to search results, comprising:  
responsive to user input representing at least a portion of a search term, highlighting at least a subset of the items;  
wherein each highlighted item represents at least one item having metadata that at least partly matches the at least a portion of a search term.
2. The method of claim 1, wherein at least one highlighted item has a text label that does not match the at least a portion of a search term.
3. The method of claim 1, wherein the metadata comprises text.
4. The method of claim 1, wherein each highlighted item represents a container.
5. The method of claim 4, further comprising:  
responsive to the user input and concurrently with highlighting the at least a subset of the items, displaying a pop-up menu comprising a list of at least one item having metadata that at least partly matches the at least a portion of a search term;  
wherein each item listed in the menu corresponds to an item in at least one container represented by one of the highlighted items.
6. The method of claim 5, further comprising:  
receiving user input selecting one of the items from the menu; and  
responsive to the user selecting one of the items from the menu, activating the container containing the selected item.
7. The method of claim 6, further comprising:  
responsive to the user selecting one of the items from the menu, momentarily altering a visual characteristic of the item representing the container containing the selected item.
8. The method of claim 7, wherein momentarily altering a visual characteristic of the item comprises blinking the item.
9. The method of 5, further comprising:



receiving user input activating one of the items; and  
responsive to the user activating one of the items, activating the container corresponding to the activated item.

10. The method of claim 5, further comprising:  
receiving user input activating one of the items; and  
responsive to the user activating one of the items, activating an item in the container corresponding to the activated item, wherein the item corresponds to one of the menu items.

11. The method of claim 5, further comprising:  
receiving user input selecting one of the items from the menu; and  
responsive to the user selecting one of the items from the menu, activating the selected item.

12. The method of claim 1, further comprising:  
receiving user input activating one of the items; and  
responsive to the user activating one of the items, activating the item corresponding to the activated item.

13. The method of claim 1, wherein each highlighted item represents a preference pane comprising at least one preference control having metadata that at least partly matches the at least a portion of a search term.

14. The method of claim 13, wherein each preference pane is related to a system function, and wherein each preference pane comprises at least one preference control related to the system function.

15. The method of claim 1, wherein highlighting an item comprises performing at least one of:

lightening a first screen area immediately surrounding the item; and  
darkening a second screen area surrounding the first screen area;

so that the second screen area is darker than the first screen area.

16. The method of claim 15, wherein the first screen area is circular in shape.

17. The method of claim 15, wherein the plurality of items are displayed within a window, and wherein the second screen area comprises the remainder of the window not including the first screen area.

18. The method of claim 15, wherein the second screen area comprises the remainder of the user interface display not including the first screen area.

19. The method of claim 15, wherein the difference in brightness between the first and second screen areas is gradated.

20. The method of claim 1, wherein highlighting at least a subset of the items comprises:

highlighting at least one of the items using a first type of highlight; and  
highlighting at least one of the items using a second type of highlight that is  
visually distinctive from the first type of highlight.

21. The method of claim 20, wherein the second type of highlight is brighter than the first type of highlight.

22. The method of claim 20, wherein highlighting an item comprises performing at least one of:

lightening a first screen area immediately surrounding the item; and  
darkening a second screen area surrounding the first screen area;  
so that the second screen area is darker than the first screen area;  
and wherein the second type of highlight is brighter than the first type of  
highlight.

23. The method of claim 20, wherein highlighting an item comprises performing at least one of:

lightening a first screen area immediately surrounding the item;  
darkening a second screen area surrounding the first screen area; and  
so that the second screen area is darker than the first screen area;  
wherein, for the first type of highlight, the difference in brightness between  
the first and second screen areas is gradated; and  
wherein, for the second type of highlight, the difference in brightness between  
the first and second screen areas is gradated less gradually than the  
difference in brightness for the first type of highlight.

24. The method of claim 20, wherein highlighting an item comprises performing at least one of:

lightening a first screen area immediately surrounding the item;



darkening a second screen area surrounding the first screen area; and  
so that the second screen area is darker than the first screen area;  
wherein, for the first type of highlight, the difference in brightness between  
the first and second screen areas is gradated; and  
wherein, for the second type of highlight, the difference in brightness between  
the first and second screen areas is not gradated.

25. The method of claim 1, wherein highlighting at least a subset of the items comprises, responsive to a determination that the metadata of an item better matches the user input than does the metadata of other items, performing at least one of:

highlighting at least one item not representing the item having the better matching metadata using a first type of highlight; and  
highlighting the item representing the item having the better matching metadata using a second type of highlight that is visually distinctive from the first type of highlight.

26. The method of claim 1, wherein highlighting at least a subset of the items comprises:

responsive to a determination that at least two of the items match the user input, highlighting the items representing the matching items using a first type of highlight; and  
responsive to a determination that only one of the items at least partly matches the user input, highlighting the item representing the matching item using a second type of highlight.

27. The method of claim 1, wherein the user input comprises keystrokes representing a text string.

28. The method of claim 1, wherein each highlighted item represents at least one directory containing at least one file having metadata that at least partly matches the at least a portion of a search term.

29. The method of claim 28, wherein each highlighted item represents a directory that contains at least one file having a title that at least partly matches the at least a portion of a search term.

30. The method of claim 28, wherein at least one file has body text, and wherein each highlighted item represents a directory that contains at least one file having body text that at least partly matches the at least a portion of a search term.

31. The method of claim 1, wherein the items are user-activatable.

32. The method of claim 1, wherein the highlighted items are user-activatable and the non-highlighted items are not user-activatable.

33. In a user interface display including a plurality of items, a method for highlighting items corresponding to search results, comprising:

receiving user input representing at least a portion of a search term;

responsive to receiving user input representing a search command, highlighting at least a subset of the items based on the user input;

wherein each highlighted item represents at least one item having metadata that at least partly matches the at least a portion of a search term.

34. The method of claim 33, wherein the user input representing a search command comprises activation of an Enter key.

35. In a user interface display including a plurality of items, a method for highlighting items corresponding to search results, comprising:

receiving user input representing at least a portion of a search term;

responsive to a pause in the user input exceeding a predetermined length,

highlighting at least a subset of the items based on the user input;

wherein each highlighted item represents at least one item having metadata that at least partly matches the at least a portion of a search term.

36. In a user interface display including a plurality of items, a method for highlighting items corresponding to search results, comprising:

receiving user input comprising at least one keystroke, the user input representing an initial portion of a search term; and

responsive to the user input, highlighting at least a subset of the items,

wherein each highlighted item represents an item having metadata that at least partly matches the initial portion of the search term;

receiving additional user input comprising at least one keystroke, the user input representing an additional portion of the search term;



responsive to the additional user input, updating the highlighting of the at least a subset of the items, so that each highlighted item represents an item having metadata that at least partly matches the initial portion of the search term combined with the additional portion of the search term.

37. The method of claim 36, wherein items having metadata that at least partly matches the initial portion of the search terms are highlighted using a first type of highlight, and wherein items having metadata that at least partly matches the initial portion of the search term combined with the additional portion of the search term are highlighted using a second type of highlight that is distinct from the first type of highlight.

38. In a user interface display including a plurality of items, each item representing a container, a method for highlighting items corresponding to search results, comprising:

receiving user input representing at least a portion of a search term; and  
responsive to the user input:

displaying a pop-up menu comprising a list of items having text that at least partly matches the at least a portion of a search term, wherein each item listed in the menu corresponds to an item in at least one container represented by one of items; and  
concurrently highlighting at least a subset of the items using a first type of highlight, wherein each highlighted item represents a container that contains an item having text that at least partly matches an item in the menu;

responsive to a trigger event:

highlighting an item in the pop-up menu; and  
concurrently highlighting an item using a second type of highlight that is visually distinctive from the first type of highlight, wherein the highlighted item represents a container that contains an item having text that at least partly matches the highlighted item in the menu.

39. The method of claim 38, wherein the trigger event comprises the user input representing a complete word that at least partly matches text in one of the menu items, and wherein highlighting the item in the pop-up menu comprises highlighting the item having the matching text.

40. The method of claim 38, wherein the trigger event comprises user navigation of a movable highlight to a menu item, and wherein highlighting the item in the pop-up menu comprises highlighting the item to which the user has navigated.

41. The method of claim 38, wherein the trigger event comprises a determination that one item in the pop-up menu represents a better match than all other items in the pop-up menu, and wherein highlighting the item in the pop-up menu comprises highlighting the item representing the better match.

42. In a user interface display including a plurality of items, each item representing a container that contains items having primary text, at least a subset of the items having alternative text, a method for highlighting items corresponding to search results, comprising:

receiving user input representing at least a portion of a search term; and

responsive to the user input, highlighting at least a subset of the items;

wherein each highlighted item represents a container that contains items hav-

ing at least one of primary or alternative text that at least partly

matches the at least a portion of a search term;

and wherein at least one highlighted item has a text label that does not match the at least a portion of a search term.

43. The method of claim 42, wherein for at least one item, the alternative text represents alternative terminology for the item.

44. The method of claim 42, wherein for at least one item, the alternative text represents a misspelling of the primary text.

45. The method of claim 42, wherein for at least one item, the alternative text represents an alternative spelling of the primary text.

46. A method of highlighting an item on a display screen, comprising performing at least one of:

lightening a first screen area immediately surrounding the item; and



darkening a second screen area surrounding the first screen area;  
so that the second screen area is darker than the first screen area.

47. The method of claim 46, wherein the first screen area is circular in shape.

48. The method of claim 46, wherein the item is displayed within a window on the display screen, and wherein the second screen area comprises the remainder of the window not including the first screen area.

49. The method of claim 46, wherein the second screen area comprises the remainder of the display screen not including the first screen area.

50. The method of claim 46, wherein the difference in brightness between the first and second screen areas is gradated.

51. A method of highlighting at least two items on a display screen, comprising:

performing at least one of:

lightening a first screen area immediately surrounding a first item and  
a second screen area immediately surrounding a second  
item; and

darkening at least some other portion of the display screen; and  
so that the at least some other portion of the display screen is darker than the first  
and second screen areas.

52. The method of claim 51, wherein the at least some other portion of the display screen surrounds the first and second screen areas.

53. The method of claim 51, wherein the first screen area is darker than the second screen area.

54. The method of claim 51, wherein:

the difference in brightness between the first and third screen areas is gradated; and

the difference in brightness between the second and third screen areas is gradated less gradually than the difference in brightness between the first and third screen areas.

55. The method of claim 51, wherein:

the difference in brightness between the first and third screen areas is graduated; and

the difference in brightness between the second and third screen areas is not graduated.

56. In a user interface display including a plurality of items, each item representing a preference pane, each preference pane comprising at least one system preference control having text, a method for highlighting items corresponding to search results, comprising:

receiving user input representing at least a portion of a search term; and responsive to the user input matching the text for at least one system preference control, highlighting at least one item representing a preference pane having a preference control whose text matches the user input.

57. The method of claim 56, further comprising:

responsive to the user input matching text associated with a help function, highlighting an item representing a help function.

58. The method of claim 56, further comprising:

responsive to the user input matching text for at least one application preference control, highlighting at least one item representing at least one of:

the application;  
the application preference control; or  
a preference pane corresponding to the application.

59. The method of claim 56, further comprising:

responsive to the user input matching text associated with a help function, highlighting an item representing a help function; and responsive to the user input matching text for at least one application preference control, highlighting at least one item representing at least one of:

the application;  
the application preference control; or



a preference pane corresponding to the application.

60. In a user interface display including a plurality of items, each item representing a preference pane, each preference pane comprising at least one system preference control having text, a method for highlighting items corresponding to search results, comprising:

receiving user input representing at least a portion of a search term; and

responsive to the user input matching the text for at least one system preference control, highlighting at least one item representing a preference pane having a preference control whose text matches the user input;

responsive to the user input not matching the text for at least one system preference control:

responsive to the user input matching text associated with a help function,

highlighting an item representing a help function; and

responsive to the user input matching text for at least one application preference control, highlighting at least one item representing at least one of:

the application;

the application preference control; or

a preference pane corresponding to the application.

61. In a user interface display including a plurality of on-screen items, each on-screen item, a method for highlighting on-screen items corresponding to search results, comprising:

receiving user input representing at least a portion of a search term; and

responsive to the user input, highlighting at least a subset of the on-screen items;

wherein each highlighted on-screen item represents a container that contains at least one contained item having text that at least partly matches the at least a portion of a search term;

and wherein at least one highlighted on-screen item has a text label that does not match the at least a portion of a search term.

62. In a user interface display including a plurality of items, a method for highlighting items corresponding to search results, comprising:  
receiving user input representing at least a portion of a search term; and  
responsive to the user input, highlighting at least a subset of the items;  
wherein each highlighted item represents a container that contains at least one item having text that at least partly matches the at least a portion of a search term;  
and wherein at least one highlighted item has a text label that does not match the at least a portion of a search term.

63. In a user interface display including a plurality of items, a method for highlighting items corresponding to search results, comprising:  
responsive to user input representing at least a portion of a search term, highlighting at least a subset of the items;  
wherein each highlighted item has metadata that at least partly matches the at least a portion of a search term.

64. In a user interface display including a plurality of items, a method for highlighting onscreen items corresponding to search results, comprising:  
responsive to user input representing at least a portion of a search term, the user input at least partially matching metadata associated with an item, highlighting at least one onscreen item representing a container that contains the item.

65. The method of claim 64, wherein the container comprises a preference pane and the item comprises a preference control.

66. The method of claim 64, wherein the at least one onscreen item comprises at least one item.

67. A computer program product for highlighting items corresponding to search results in a user interface display including a plurality of items, the computer program product comprising:  
a computer-readable medium; and  
computer program code, encoded on the medium, for:



responsive to user input representing at least a portion of a search term, highlighting at least a subset of the items;  
wherein each highlighted item represents at least one item having metadata that at least partly matches the at least a portion of a search term.

68. The computer program product of claim 67, wherein at least one highlighted item has a text label that does not match the at least a portion of a search term.

69. The computer program product of claim 67, wherein the metadata comprises text.

70. The computer program product of claim 67, wherein each highlighted item represents a container.

71. The computer program product of claim 67, wherein the computer program code for highlighting at least a subset of the items comprises computer program code for:

highlighting at least one of the items using a first type of highlight; and  
highlighting at least one of the items using a second type of highlight that is visually distinctive from the first type of highlight.

72. A computer program product for highlighting items corresponding to search results in a user interface display including a plurality of items, the computer program product comprising:

a computer-readable medium; and

computer program code, encoded on the medium, for:

receiving user input comprising at least one keystroke, the user input representing an initial portion of a search term; and  
responsive to the user input, highlighting at least a subset of the items, wherein each highlighted item represents an item having metadata that at least partly matches the initial portion of the search term;

receiving additional user input comprising at least one keystroke, the user input representing an additional portion of the search term;

responsive to the additional user input, updating the highlighting of the at least a subset of the items, so that each highlighted item represents an item having metadata that at least partly matches the initial portion of the search term combined with the additional portion of the search term.

73. A computer program product for highlighting an item on a display screen, comprising:

- a computer-readable medium; and
- computer program code, encoded on the medium, for performing at least one of:
  - lightening a first screen area immediately surrounding the item; and
  - darkening a second screen area surrounding the first screen area;

so that the second screen area is darker than the first screen area.

74. A computer program product for highlighting items corresponding to search results in a user interface display including a plurality of items, the computer program product comprising:

- a computer-readable medium; and
- computer program code, encoded on the medium, for:
  - responsive to user input representing at least a portion of a search term, highlighting at least a subset of the items;
  - wherein each highlighted item has metadata that at least partly matches the at least a portion of a search term.

75. A computer program product for highlighting onscreen items corresponding to search results, the computer program product comprising:

- a computer-readable medium; and
- computer program code, encoded on the medium, for:
  - responsive to user input representing at least a portion of a search term, the user input at least partially matching metadata associated with an



item, highlighting at least one onscreen item representing a container that contains the item.

76. The computer program product of claim 75, wherein the container comprises a preference pane and the item comprises a preference control.

77. The computer program product of claim 75, wherein the at least one onscreen item comprises at least one item.

78. A system for highlighting items corresponding to search results, comprising:

an input device, for receiving user input representing at least a portion of a search term;

a processor, coupled to the input device, for processing the user input; and a display device, coupled to the processor, for displaying a user interface

comprising a plurality of items, and for highlighting at least a subset of the items;

wherein each highlighted item represents at least one item having metadata that at least partly matches the at least a portion of a search term.

79. The system of claim 78, wherein at least one highlighted item has a text label that does not match the at least a portion of a search term.

80. The system of claim 78, wherein the metadata comprises text.

81. The system of claim 78, wherein each highlighted item represents a container.

82. The system of claim 78, wherein the display device:

highlights at least one of the items using a first type of highlight; and

highlights at least one of the items using a second type of highlight that is visually distinctive from the first type of highlight.

83. A system for highlighting items corresponding to search results, comprising:

an input device, for receiving user input comprising at least one keystroke,

the user input representing an initial portion of a search term; and

a processor, coupled to the input device, for processing the user input; and

a display device, coupled to the processor, for displaying a user interface including a plurality of items, and for responsive to the user input, highlighting at least a subset of the items, wherein each highlighted item represents an item having metadata that at least partly matches the initial portion of the search term;

wherein, responsive to the input device receiving additional user input comprising at least one keystroke, the user input representing an additional portion of the search term, the display device updates the highlighting of the at least a subset of the items, so that each highlighted item represents an item having metadata that at least partly matches the initial portion of the search term combined with the additional portion of the search term.

84. A system for highlighting an item on a display screen, comprising:

a processor, for displaying a user interface comprising at least one item; and  
a display device, coupled to the processor, for performing at least one of:

lightening a first screen area immediately surrounding at least one  
item;

and darkening a second screen area surrounding the first screen area;

so that the second screen area is darker than the first screen area.

85. A system for highlighting items corresponding to search results, comprising:

an input device, for receiving user input representing at least a portion of a  
search term;

a processor, coupled to the input device, for processing the user input; and

a display device, coupled to the processor, for displaying a user interface  
comprising a plurality of items, and for, responsive to user input  
representing at least a portion of a search term, highlighting at least  
a subset of the items;

wherein each highlighted item has metadata that at least partly matches the at  
least a portion of a search term.



86. A system for highlighting onscreen items corresponding to search results, comprising:

an input device, for receiving user input representing at least a portion of a search term;

a processor, coupled to the input device, for processing the user input; and

a display device, coupled to the processor, for displaying a user interface comprising a plurality of items, and for, responsive to user input representing at least a portion of a search term, the user input at least partially matching metadata associated with an item, highlighting at least one onscreen item representing a container that contains the item.

87. The system of claim 86, wherein the container comprises a preference pane and the item comprises a preference control.

88. The system of claim 86, wherein the at least one onscreen item comprises at least one item.

89. A user interface for highlighting items corresponding to search results, comprising:

a display area comprising a plurality of items, wherein, responsive to user input representing at least a portion of a search term, at least a subset of the items are highlighted;

wherein each highlighted item represents at least one item having metadata that at least partly matches the at least a portion of a search term.

90. A user interface for highlighting an item on a display screen, comprising:

a first screen area immediately surrounding at least one item; and

a second screen area surrounding the first screen area;

wherein the second screen area is darker than the first screen area.

91. The method of claim 1, wherein each item comprises an icon.

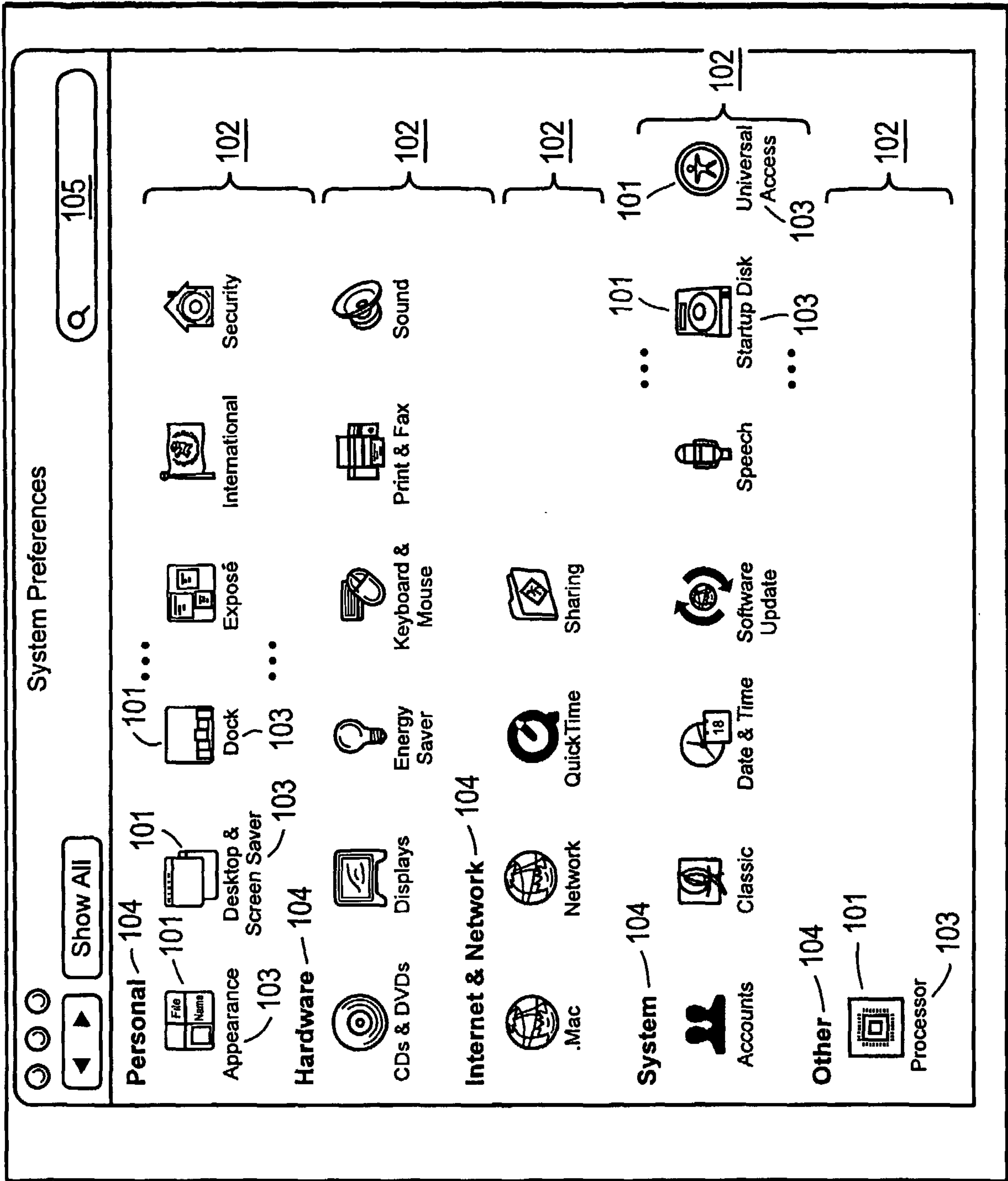
92. The method of claim 46, wherein each item comprises an icon.

93. The computer program product of claim 67, wherein each item comprises an icon .

94. The system of claim 78, wherein each item comprises an icon .

95. The user interface of claim 89, wherein each item comprises an icon .





100 →

FIG. 1

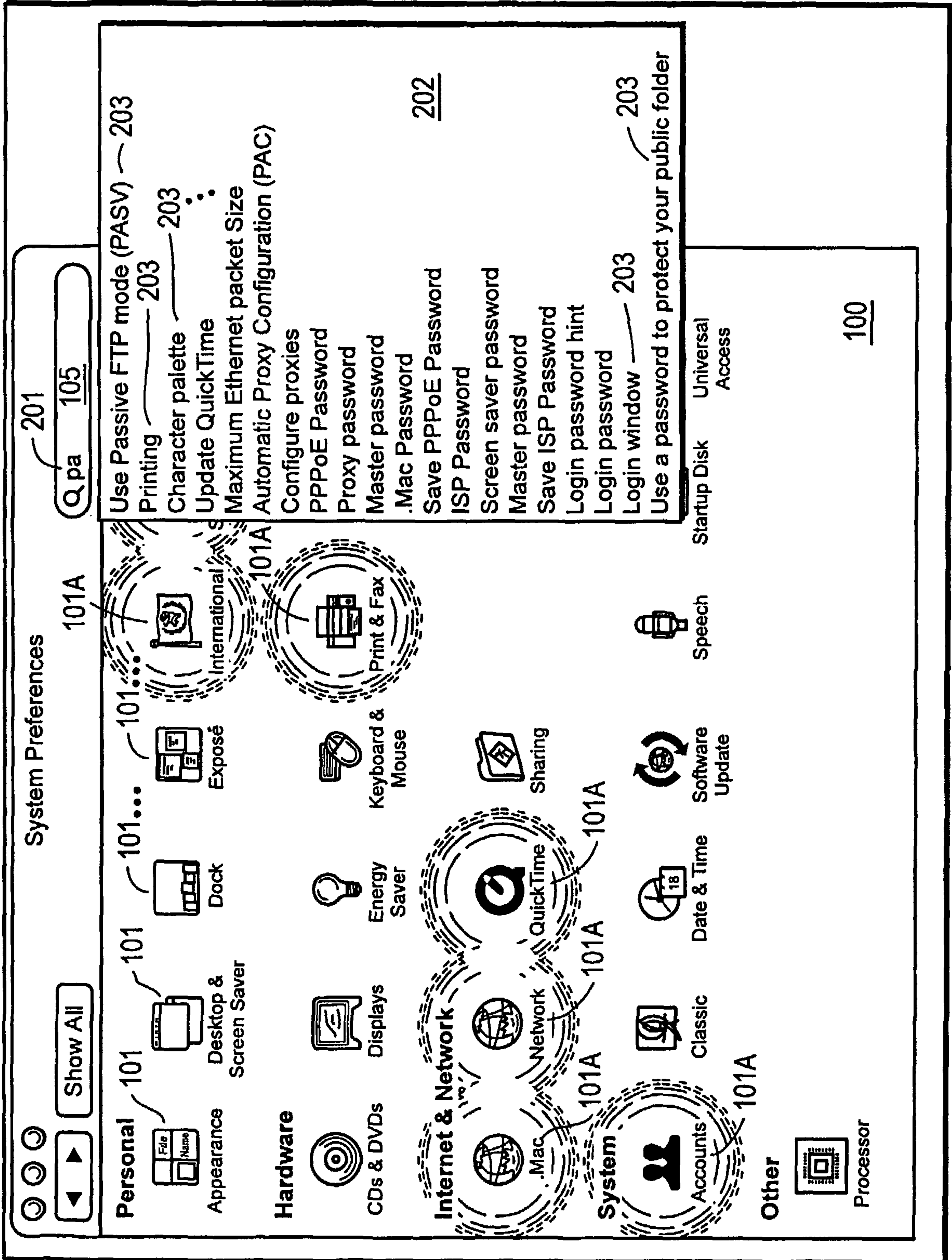


FIG. 2



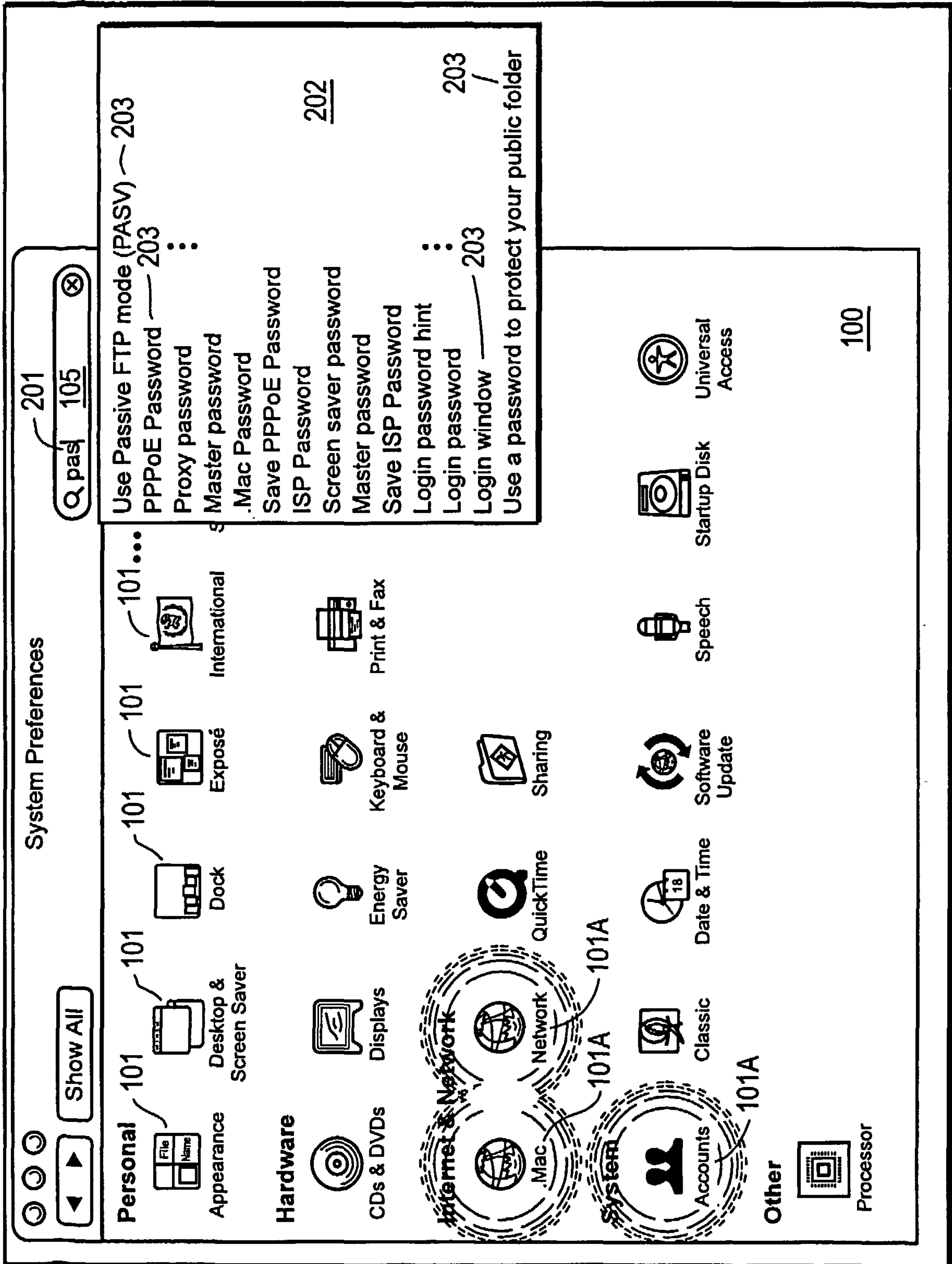
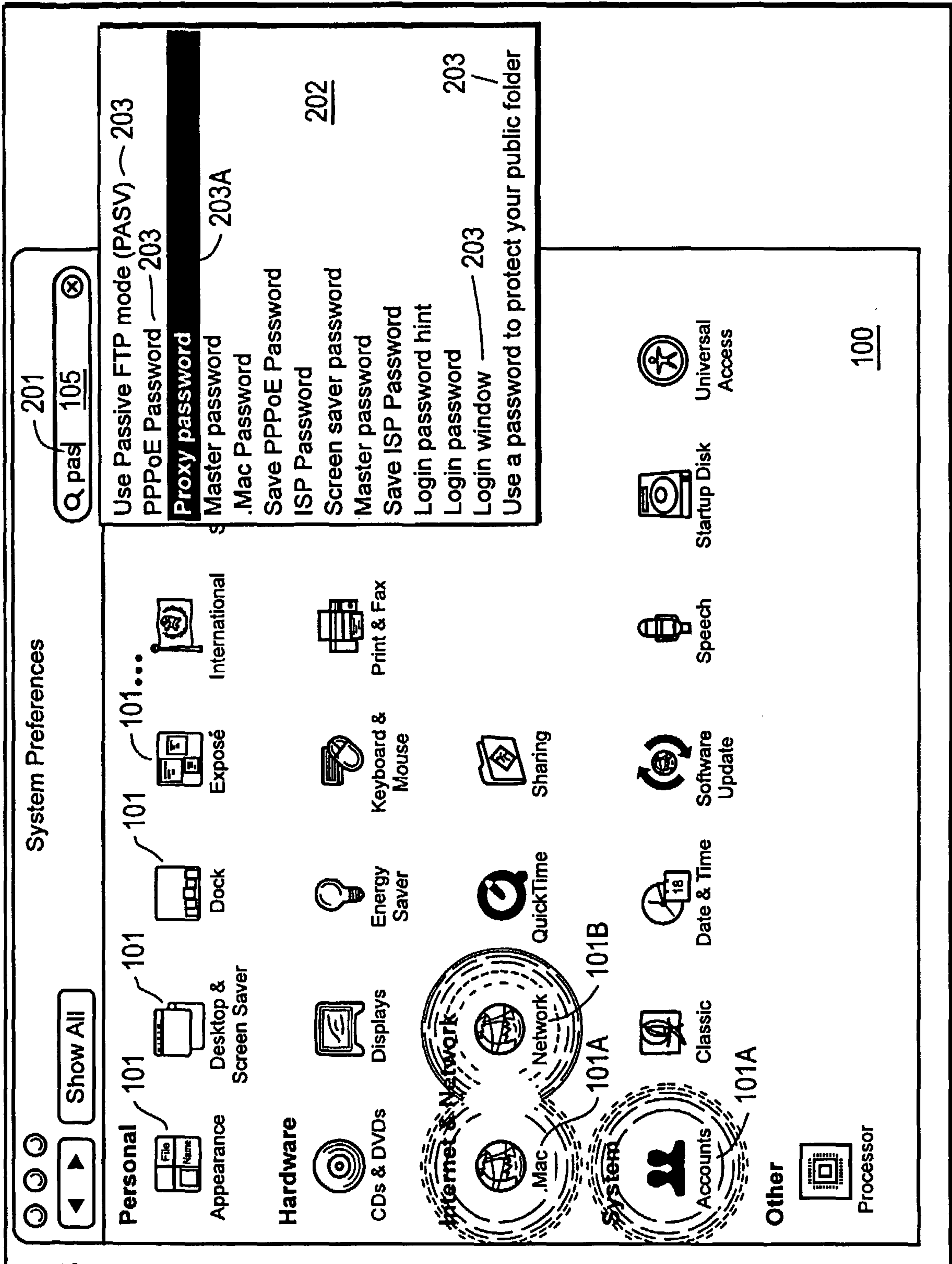


FIG. 3





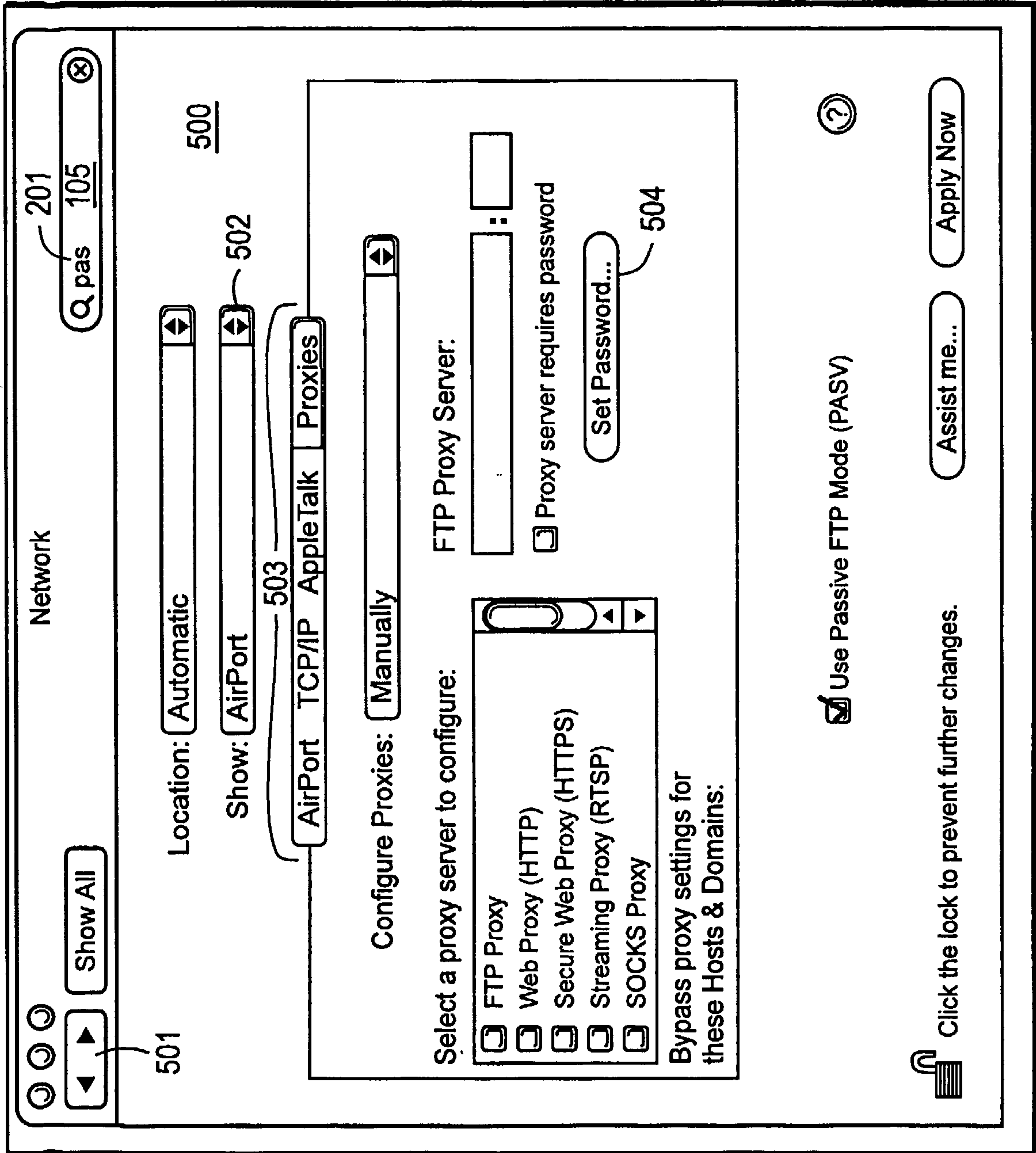


FIG. 5

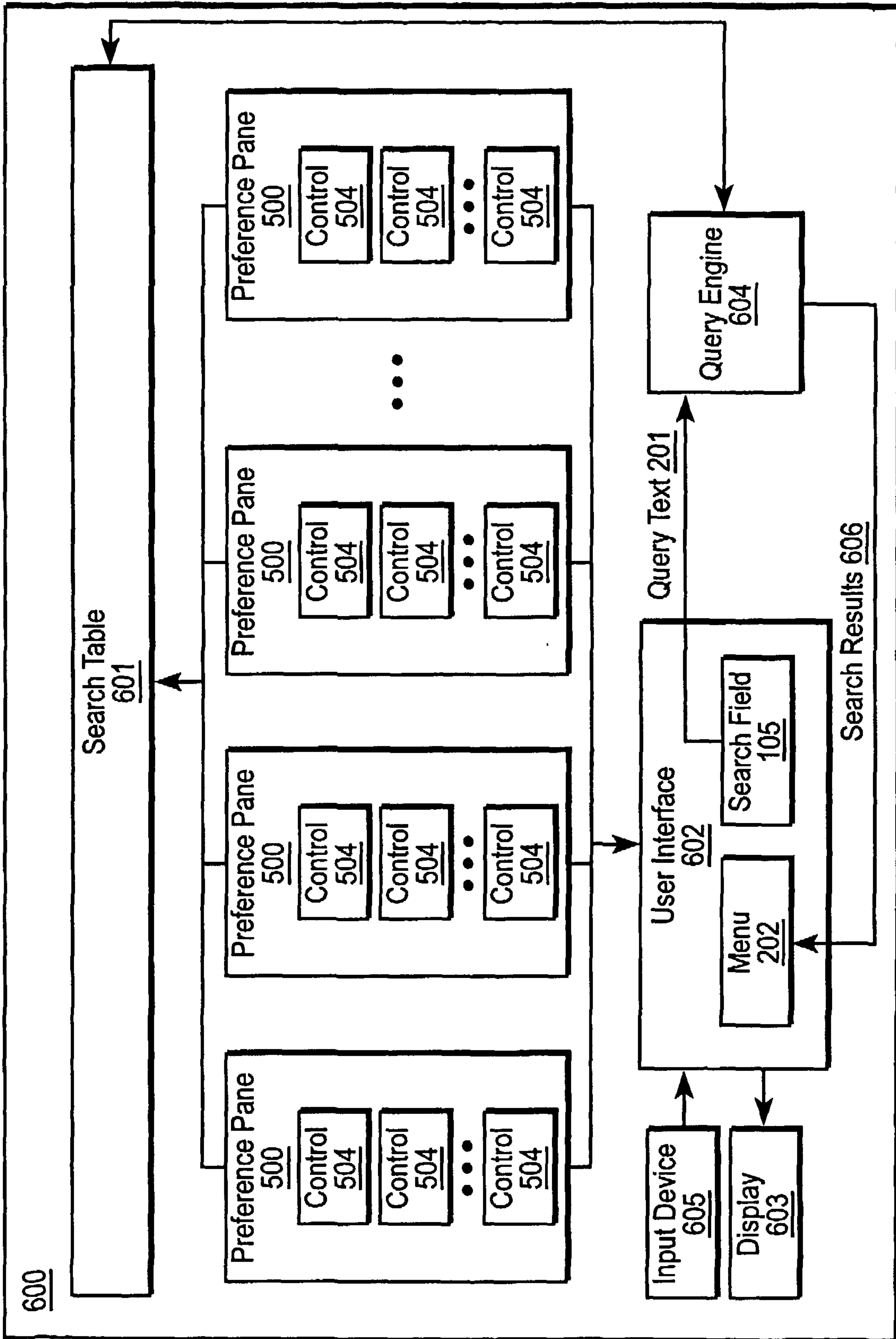


FIG. 6



# System Preferences



Show All

201  
Q pas 105

## Personal



Appearance

101



Desktop & Screen Saver

101



Dock

101



Exposé

101...



International

## Hardware



CDs & DVDs



Displays



Energy Saver



Keyboard & Mouse



Print & Fax

## Internet & Network



Mac



Network



QuickTime



Sharing

## System



Accounts



Classic



Date & Time



Software Update



Speech



Startup Disk



Universal Access

## Other



Processor

203  
Use Passive FTP mode (PASV) — 203  
PPPoE Password — 203  
Proxy password  
Master password — 203A  
.Mac Password  
Save PPPoE Password  
ISP Password — 202  
Screen saver password — 202  
Master password  
Save ISP Password  
Login password hint  
Login password — 203  
Login window — 203 /  
Use a password to protect your public folder

101A

101B

101A

100