Dec. 19, 1967 B. F. CUNNINGHAM ET AL 3,358,311

COMBINED HAIRBRUSH AND STYLE LIFT

Filed Dec. 12, 1966

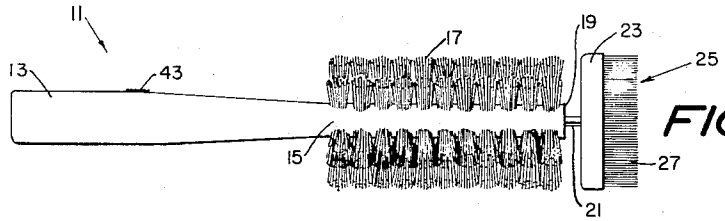

FIG. 1

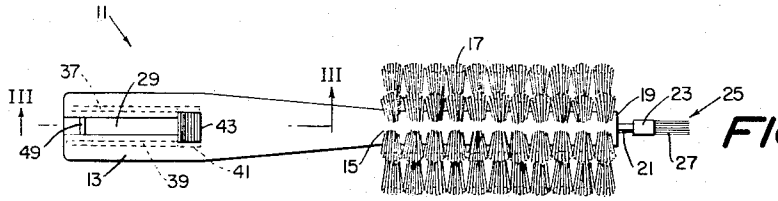

FIG. 2

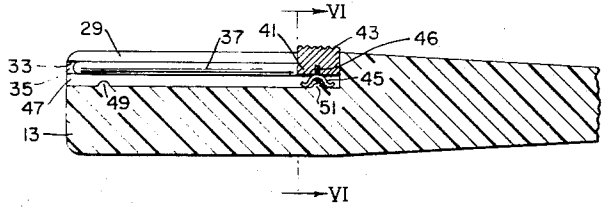

FIG. 3

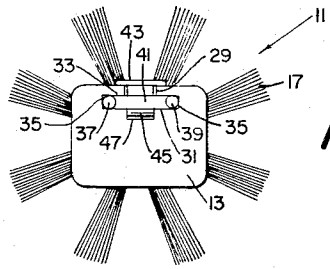

FIG. 4

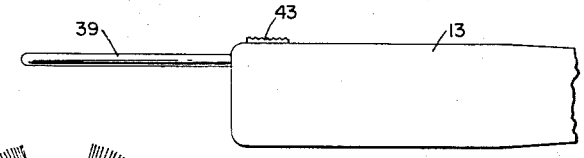

FIG. 5

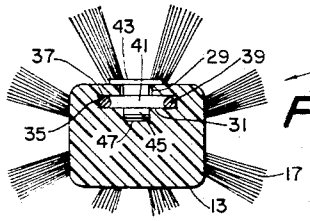

FIG. 6

INVENTORS,
Beulah F. Cunningham
Bradie W. Thompson

BY Weatherford & Weatherford
Attys

United States Patent Office 3,358,311 Patented Dec. 19, 1967

3,358,311

COMBINED HAIRBRUSH AND STYLE LIFT

Beulah F. Cunningham, P.O. Box 144, Gideon, Mo. 63848, and Bradie W. Thompson, P.O. Box 222, Malden, Mo. 63863

Filed Dec. 12, 1966, Ser. No. 600,946
2 Claims. (Cl. 15—105)

ABSTRACT OF THE DISCLOSURE

A hair setting instrument having in combination a hair brush and a stripping brush mounted upon a common carrier with extensible hair lifting prongs carried by the handle of the instrument.

BACKGROUND OF THE INVENTION

(1) *Field of the invention*

This invention relates to new and useful improvements in coiffuring devices, and more particularly to a combination of hair brushes and hair lifting and setting means.

(2) *Description of the prior art*

There have been numerous prior devices for brushing and coifing hair, but these prior devices have utilized all or part of the bristle carrying portion of the instrument for arranging the hair to form swirls, tufts and bangs. Other prior devices have relied upon unusual configurations of the handle portion of the brush for the forming and arranging of swirls, tufts and bangs.

The device of the present invention provides, in addition to the basic brush construction, a substantially flat single row of bristles for forming bangs, back-combing and setting swirls and tufts. The present invention further provides extensible prong means for lifting small selected portions of the hair to form a substantially bouffant coiffure. The prior art further does not provide these extensible members for fluffing selected portions of the hair and fails to disclose the structure of the additional substantially flat brush for brushing selected strands of hair toward the root portion thereof and the scalp therebeyond.

SUMMARY OF THE INVENTION

Unlike the devices disclosed by the prior art, the present invention provides additional brushing means comprising a spine having a single row of bristles in substantially linear arrangement for use on small areas and for brushing selected tufts of hair not accessible to the conventional cylindrical brush portion of the device. The present invention is additionally provided with a pair of substantially parallel prongs for selectively lifting and arranging portions of the hair to form a substantially bouffant coiffure. The prongs are housed within the handle of the device being extensible therefrom for use and retractible thereinto when not in use.

The principal object of the present invention is to provide hair brushing means having hair lifting means carried by the handle thereof.

Another object of the present invention is to provide a hair brush comprising additional brush means for grooming selective portions of a coiffure; and

Another object of the present invention is to generally improve the design, construction and efficiency of hair brushing devices.

DESCRIPTION OF THE DRAWINGS

FIG. 1 is a side elevational view of the device of the present invention.

FIG. 2 is a top plan view of the device of FIG. 1.

FIG. 3 is an enlarged fragmentary cross-sectional view of the device of FIG. 1 as taken on the lines III—III of FIG. 2.

FIG. 4 is an enlarged end elevational view of the device of FIG. 1.

FIG. 5 is an enlarged fragmentary side elevational view of the device of FIG. 1 with the lifting means in extended position; and

FIG. 6 is an enlarged cross-sectional view of the device of FIG. 1 as taken on the line VI—VI of FIG. 3.

Referring now to the drawings in which the various parts are indicated by numerals, the preferred embodiment of the present invention comprises a hair brush **11** provided with a handle **13**, a brush portion **15** integrally attached thereto and extending outwardly therefrom and a plurality of bristles **17** affixed to the brush portion **15** extending radially outwardly therefrom. The distal forward end **19** of the brush portion **15** is provided with an axially disposed recess of the retention therein of a rod **21**. The rod **21** extends somewhat beyond the distal end **19** of the brush portion **15** into substantially rigid attachment with the spine **23** of the planar brush **25**, holding brush **25** rigidly in relative position. The brush **25** is provided with a plurality of bristles **27** arranged in longitudinal alinement with the spine **23** to form auxiliary brush **25** for use in grooming and brushing selected portions of the hair.

The handle **13** of the brush **11** is provided with a slot **29** formed in the upper surface of the handle, extending axially rearwardly of the rearward end of the handle substantially one-half the length of the handle. The handle **13** is additionally provided with a channel **31** formed beneath the upper surface thereof subjacent the slot **29** and in coextensive alinement therewith.

The channel **31** is somewhat greater in width than the superjacent slot **29** to provide a pair of oppositely spaced retaining walls **33** to form a pair of substantially parallel passageways **35** in the channel **31** for the slidable engagement therein of a pair of spaced apart hair lifting prongs **37, 39**. The proximal ends of the prongs **37, 39** disposed rearwardly of the distal end **15** of the handle **13** within the passageways **35** of the channel **31** are rigidly attached to the base **41** of a slide member **43**.

The slide member **43** is further provided with a spring **45** attached to the bottom of the base **41** as by the threaded means **46** and is substantially alined with the central axis of the base **41** and depends therebelow into a groove **47** formed in the handle **13** of the brush **11**. The groove **47** underlies the channel **31** and is in substantially coextensive alinement with the channel **31** and the slot **29**. The base of the groove **47** is provided with an upstanding forward limit stop **49** spaced somewhat inwardly of the distal end of the handle **13** and upstanding rearward limit stop **51** spaced somewhat inwardly of the rearmost end of the groove **47**.

In the use of the device when it is desired to utilize the prongs **37, 39** for lifting and arranging selected portion of the hair during or after brushing with main brush **15**, the handle **13** is axially reversed and then the slide member **43** may be propelled manually rearwardly away from brush **15** toward the end of the handle **13** until the spring attached to the slide member **43** is engaged by the forward limit stop **49**, extending the prongs **37, 39** beyond the rear end of the handle **13**. When utilization of the prongs **37, 39** is not desired, the prongs may be retracted into the channel **31** and the handle **13** by urging the slide member **43** toward the proximal end of the handle **13** until the spring **45** is engaged by the rearward limit stop **51** and the travel of the slide member **43** is terminated. It will be noted that the limits of channel **31** prevent perpendicular movement of the prongs **37, 39** relative to the

handle, and the handle carried stops prevent longitudinal overtravel.

We claim:

1. In combination with a hair brush having a handle, an elongated bristle carrying portion and bristles attached to said bristle carrying portion, secondary brush means attached to the free end of said bristle carrying portion, the bristles of which extend away from the handle, a channel formed in said handle adjacent to and rearward of said bristle portion opening at the free end of the handle, slide base means in shiftable engagement with said channel, said handle being provided with groove means in underlying alinement with said channel, a spring carried by said slide base means longitudinally shiftable within said groove means and engaging a wall thereof, pronged hair lifting means mounted upon said slide base means extending from said slide base means into said channel, slot means in said handle overlying the said channel, means affixed to said slide base means in slidable engagement with said slot means for extending said hair lifting means through said channel beyond the free end of said handle, and the handle carried stops prevent longitudinal overtravel.

handle, and means attaching said spring to said slide base means.

2. A device in accordance with claim 1, wherein said groove means are provided with stops for engagement with said spring to limit the extension and retraction of handle, and means for attaching said spring to said slide base means.

References Cited

UNITED STATES PATENTS

D 137,637	4/1944	Nelson et al.	
1,103,879	7/1914	Hoffman	15—184
1,816,092	7/1931	Schmitter	132—84.1
2,463,390	3/1949	Jacobowitz et al.	15—105 X
2,633,591	4/1953	Servilla	15—105 X
2,636,497	4/1953	Raphael	132—122
3,166,081	1/1965	Larson et al.	132—122

FOREIGN PATENTS

792,254	10/1935	France.

DANIEL BLUM, *Primary Examiner.*