

(12) STANDARD PATENT
(19) AUSTRALIAN PATENT OFFICE

(11) Application No. **AU 2011237171 B2**

(54) Title
Multilayer structure and method for producing same

(51) International Patent Classification(s)
B32B 27/28 (2006.01) **B65D 77/00** (2006.01)
B65D 65/40 (2006.01) **C08L 31/04** (2006.01)

(21) Application No: **2011237171** (22) Date of Filing: **2011.03.30**

(87) WIPO No: **WO11/125751**

(30) Priority Data

(31) Number	(32) Date	(33) Country
2010-081342	2010.03.31	JP

(43) Publication Date: **2011.10.13**

(44) Accepted Journal Date: **2014.06.26**

(71) Applicant(s)
Kuraray Co., Ltd.

(72) Inventor(s)
Igarashi, Takeyuki; Haneda, Yasuhiko; Kitamura, Masahiro

(74) Agent / Attorney
Spruson & Ferguson, L 35 St Martins Tower 31 Market St, Sydney, NSW, 2000

(56) Related Art
US 2010/0255330

(12) 特許協力条約に基づいて公開された国際出願

(19) 世界知的所有権機関
国際事務局



(10) 国際公開番号
WO 2011/125751 A1

(43) 国際公開日
2011年10月13日(13.10.2011)

- (51) 国際特許分類:
B32B 27/28 (2006.01) B65D 77/00 (2006.01)
B65D 65/40 (2006.01) C08L 31/04 (2006.01)
 - (21) 国際出願番号: PCT/JP2011/058032
 - (22) 国際出願日: 2011年3月30日(30.03.2011)
 - (25) 国際出願の言語: 日本語
 - (26) 国際公開の言語: 日本語
 - (30) 優先権データ:
特願 2010-081342 2010年3月31日(31.03.2010) JP
 - (71) 出願人(米国を除く全ての指定国について): 株式会社クラレ(KURARAY CO., LTD.) [JP/JP]; 〒7100801 岡山県倉敷市酒津1621番地 Okayama (JP).
 - (72) 発明者; および
 - (75) 発明者/出願人(米国についてのみ): 五十嵐 武之(IGARASHI, Takeyuki) [JP/JP]; 〒7138550 岡山県倉敷市玉島乙島7471番地 株式会社クラレ内 Okayama (JP). 羽田 泰彦(HANEDA, Yasuhiko) [JP/JP]; 〒1008115 東京都千代田区大手町1丁目1番3号 株式会社クラレ内 Tokyo (JP). 北村 昌宏(KITAMURA, Masahiro) [JP/JP]; 〒1008115 東京都千代田区大手町1丁目1番3号 株式会社クラレ内 Tokyo (JP).
 - (74) 代理人: 中務 茂樹(NAKATSUKASA, Shigeki); 〒7000975 岡山県岡山市北区今4丁目9番1号 グロース第2ビル せとうち国際特許事務所 Okayama (JP).
 - (81) 指定国(表示のない限り、全ての種類の国内保護が可能): AE, AG, AL, AM, AO, AT, AU, AZ, BA, BB, BG, BH, BR, BW, BY, BZ, CA, CH, CL, CN, CO, CR, CU, CZ, DE, DK, DM, DO, DZ, EC, EE, EG, ES, FI, GB, GD, GE, GH, GM, GT, HN, HR, HU, ID, IL, IN, IS, JP, KE, KG, KM, KN, KP, KR, KZ, LA, LC, LK, LR, LS, LT, LU, LY, MA, MD, ME, MG, MK, MN, MW, MX, MY, MZ, NA, NG, NI, NO, NZ, OM, PE, PG, PH, PL, PT, RO, RS, RU, SC, SD, SE, SG, SK, SL, SM, ST, SV, SY, TH, TJ, TM, TN, TR, TT, TZ, UA, UG, US, UZ, VC, VN, ZA, ZM, ZW.
 - (84) 指定国(表示のない限り、全ての種類の広域保護が可能): ARIPO (BW, GH, GM, KE, LR, LS, MW, MZ, NA, SD, SL, SZ, TZ, UG, ZM, ZW), ユーラシア (AM, AZ, BY, KG, KZ, MD, RU, TJ, TM), ヨーロッパ (AL, AT, BE, BG, CH, CY, CZ, DE, DK, EE, ES, FI, FR, GB, GR, HR, HU, IE, IS, IT, LT, LU, LV, MC, MK, MT, NL, NO, PL, PT, RO, RS, SE, SI, SK, SM, TR), OAPI (BF, BJ, CF, CG, CI, CM, GA, GN, GQ, GW, ML, MR, NE, SN, TD, TG).
- 添付公開書類:
— 国際調査報告(条約第21条(3))

(54) Title: MULTILAYER STRUCTURE AND METHOD FOR PRODUCING SAME

(54) 発明の名称: 多層構造体及びその製造方法

(57) Abstract: Disclosed is a multilayer structure which comprises a layer of a resin composition (A) and a layer of a saponified ethylene-vinyl acetate copolymer (B) that has an ethylene content of 20-65% by mole and a saponification degree of the vinyl acetate unit of 96% or more, while having a layer or layers of a polyolefin (C) arranged on one side or both sides of the above-mentioned layers. The resin composition (A) contains: a polyolefin (D); a saponified ethylene-vinyl acetate copolymer (E) that has an ethylene content of 20-65% by mole and a saponification degree of the vinyl acetate unit of 96% or more; and a saponified ethylene-vinyl acetate copolymer (F1) that has an ethylene content of 68-98% by mole and a saponification degree of the vinyl acetate unit of 20% or more and/or an acid-modified ethylene-vinyl acetate copolymer (F2) that has an ethylene content of 68-98% by mole. The mass ratio of the saponified ethylene-vinyl acetate copolymer (E) to the total of the saponified ethylene-vinyl acetate copolymer (F1) and the acid-modified ethylene-vinyl acetate copolymer (F2), namely [E/(F1 + F2)] is 0.05-30. The saponified ethylene-vinyl acetate copolymer (E) having an average particle diameter of 0.1-1.8 μm is dispersed in a matrix of the polyolefin (D). The layer of the resin composition (A) has a thickness of 50-1,000 μm, and each layer of the polyolefin (C) has a thickness of 25-1,000 μm. Consequently, the multilayer structure has good gas barrier properties after retort processing, while having a beautiful appearance.

(57) 要約: 樹脂組成物(A)の層とエチレン含有量20~65モル%、酢酸ビニル単位のけん化度96%以上であるエチレン-酢酸ビニル共重合体けん化物(B)の層とを有し、それらの層の片側又は両側にポリオレフィン(C)の層が配置された多層構造体であって;樹脂組成物(A)が、ポリオレフィン(D)、エチレン含有量20~65モル%、酢酸ビニル単位のけん化度96%以上であるエチレン-酢酸ビニル共重合体けん化物(E)、並びに、エチレン含有量68~98モル%、酢酸ビニル単位のけん化度20%以上のエチレン-酢酸ビニル共重合体けん化物(F1)及び/又はエチレン含有量68~98モル%の酸変性エチレン-酢酸ビニル共重合体けん化物(F2)を含有し、エチレン-酢酸ビニル共重合体けん化物(E)と、エチレン-酢酸ビニル共重合体けん化物(F1)及び酸変性エチレン-酢酸ビニル共重合体(F2)の合計量との質量比[E/(F1+F2)]が0.05~30であり、ポリオレフィン(D)のマトリックス中に平均粒子径0.1~1.8μmのエチレン-酢酸ビニル共重合体けん化物(E)が分散しており、樹脂組成物(A)の層の厚みが50~1000μmであり、かつポリオレフィン(C)の層の厚みが25~1000μmである多層構造体とする。これにより、レトルト処理後のガスバリア性が良好で、かつ外観が美しい多層構造体が提供される。

WO 2011/125751 A1

DESCRIPTION

MULTILAYER STRUCTURE AND METHOD FOR PRODUCING SAME

TECHNICAL FIELD

[0001]

5 The present invention relates to a multilayer structure having a layer made of polyolefin and a layer made of a saponified ethylene-vinyl acetate copolymer and a method of producing the same.

BACKGROUND ART

10 [0002]

 Conventionally, multilayer structures including a layer made of polyolefin, such as polyethylene and polypropylene, and a layer made of a saponified ethylene-vinyl acetate copolymer (hereinafter, may be abbreviated as
15 an EVOH) excellent in barrier properties are widely used for various applications, particularly such as food packaging containers and medicine containers, taking advantage of their barrier properties. Such a multilayer structure is used as various molded products, such as a
20 film, a sheet, a cup, a tray, and a bottle. At this time, there is a case that offcuts, defective products, and the like generated when obtaining the various molded products are collected and melt molded to be reused as at least one layer of a multilayer structure including a polyolefin
25 layer and an EVOH layer. Such a recovery technique is useful from the perspective of the reduction of wastes and the economic efficiency and is employed widely.

[0003]

 However, when reusing a recovery of a multilayer
30 structure including a polyolefin layer and an EVOH layer,

gelation occurs due to thermal degradation during the melt molding or a degraded material sticks inside an extruder, and thus it used to be difficult to carry out continuous melt molding for a long period of time. Further, since
5 such a degraded material is often mixed into a molded product, there used to be problems of generating a fish eye and generating a phase separation foreign matter (die build-up) in a molded product thus obtained. There also used to be a problem of deteriorating the appearance due to
10 the poor compatibility of the polyolefin and the EVOH. Food and medicine packaging containers often require processing, such as disinfection and sterilization, for the contents. However, since an EVOH has decreased gas barrier properties in conditions of high temperature and high
15 humidity, there is a demand for a multilayer structure excellent in the gas barrier properties even after going through a high temperature and high humidity state during retort processing.

[0004]

20 As a measure to solve such problems, Patent Document 1 describes a melt molding method of blending a resin composition, having a metal salt of fatty acid and/or hydrotalcite blended into an ethylene-vinyl acetate copolymer or a saponification product thereof, into a
25 recovery of a layered product having an EVOH layer. According to this method, it is considered that long run moldability becomes good and generation of a deposit can be suppressed.

[0005]

30 Patent Document 2 describes a resin composition made

of polyolefin; a saponified ethylene-vinyl acetate copolymer having an ethylene content ratio of from 20 to 65 mol% and having vinyl acetate components with a degree of saponification of 96 mol% or more; at least one type of compound selected from a metal salt of higher fatty acid having a carbon number of from 8 to 22, a metal salt of ethylenediaminetetraacetic acid, and hydrotalcite; and a saponified ethylene-vinyl acetate copolymer having a percentage of ethylene content of from 68 to 98 mol% and having vinyl acetate components with a degree of saponification of 20% or more. It is considered that this resin composition has excellent compatibility, a molded object obtained using this resin composition has a surface with no wave pattern generated therein, and it has a good appearance.

[0006]

Patent Document 3 describes a multilayer structure having a layer made of a resin composition having an ethylene-vinyl acetate copolymer and a saponified ethylene-vinyl acetate copolymer, having an ethylene content of 70 mol% or more, blended into a recovery of a layered product including a polyolefin-based resin layer and an EVOH layer. It is considered that, in this multilayer structure, a deposit and discoloration are suppressed to be excellent in appearance.

[0007]

However, the inventions described in Patent Documents 1 through 3 used to have problems of a molded object thus obtained having insufficient gas barrier properties after retort processing and further possibly causing a defective

appearance.

[0008]

Patent Document 4 describes a layered product having an EVOH layer as an intermediate layer and made of a layer of a resin composition, containing a polyolefin-based resin, an EVOH, and a styrene-based thermoplastic elastomer via an adhesive layer, and polyolefin-based resin layers as inner/outer-most layers. It is considered that this layered product has good gas barrier properties in conditions of high temperature and high humidity, such as retort processing. However, since a price for a styrene-based elastomer is expensive as a resin, it is sometimes out of accordance with the economic efficiency.

[0009]

Further, Patent Document 5 describes a multilayer structure having an EVOH layer as a gas barrier layer, arranged therein, unsaturated carboxylic acid-modified polyolefin layers on both sides thereof, amorphous polyamide layers on both sides thereof, resin composition layers on both sides thereof containing resins used for the EVOH layer, the propylene-based polymer layers, the unsaturated carboxylic acid-modified polyolefin layers, and the amorphous polyamide layers, and further propylene-based polymer layers on both sides thereof. It is described that the resin composition layers can be formed by reusing scraps generated when obtaining a molded object and a multilayer structure thus obtained has good gas barrier properties in conditions of high temperature and high humidity before and after retort processing. However, since it has a layer constitution of nine layers, molding

devices are limited.

PRIOR ART DOCUMENTS

Patent Documents

[0010]

Patent Document 1: JP 2002-234971A

Patent Document 2: JP 3-72542A

Patent Document 3: JP 2009-97010A

Patent Document 4: JP 4-246533A

Patent Document 5: JP 4-255349A

SUMMARY OF THE INVENTION

PROBLEMS TO BE SOLVED BY THE INVENTION

[0011]

The present invention has made to solve the above problems, and it is an object of the present invention to provide a multilayer structure having a resin composition layer containing polyolefin and an EVOH, a polyolefin layer, and an EVOH layer, having good gas barrier properties after retort processing, and also having a good appearance and a method of producing the same.

MEANS FOR SOLVING THE PROBLEMS

[0012]

Disclosed herein is a multilayer structure, comprising: a layer of a resin composition (A); a layer of a saponified ethylene-vinyl acetate copolymer (B) having an ethylene content of from 20 to 65 mol% and having a degree of saponification of vinyl acetate units of 96% or more; and a layer of polyolefin (C) arranged on one side or both sides of those layers, wherein

the resin composition (A) contains polyolefin (D), a saponified ethylene-vinyl acetate copolymer (E) having an ethylene content of from 20 to 65 mol% and having a degree of saponification of vinyl acetate units of 96% or more, and a saponified ethylene-vinyl acetate copolymer (F1) having an ethylene content of from 68 to 98 mol% and having a degree of saponification of vinyl acetate units of 20% or more and/or an acid-modified ethylene-vinyl acetate copolymer (F2) having an ethylene content of from 68 to 98 mol%,

the saponified ethylene-vinyl acetate copolymer (E) has a mass ratio $[E/(F1 + F2)]$ of from 0.05 to 30 to a total amount of the saponified ethylene-vinyl acetate copolymer (F1) and the acid-modified ethylene-vinyl acetate copolymer (F2),

the polyolefin (D) has the saponified ethylene-vinyl acetate copolymer (E) having an average particle diameter of from 0.1 to 1.8 μm dispersed in a matrix thereof,

the layer of the resin composition (A) has a thickness of from 50 to 1000 μm , and

the layer of the polyolefin (C) has a thickness of from 25 to 1000 μm .

[0012a]

According to an aspect of the present invention there is provided a multilayer structure, comprising: a layer of a resin composition (A); a layer of a saponified ethylene-vinyl acetate copolymer (B) having an ethylene content of from 20 to 65 mol% and having a degree of saponification of vinyl acetate units of 96% or more; and a layer of polyolefin (C) arranged on one side or both sides of those layers, wherein the resin composition (A) contains polyolefin (D), a saponified ethylene-vinyl acetate copolymer (E) having an ethylene content of from 20 to 65 mol% and having a degree of saponification of vinyl acetate units of 96% or more, and a saponified ethylene-vinyl acetate copolymer (F1) having an ethylene content of from 68 to 98 mol% and having a degree of saponification of vinyl acetate units of 20% or more and/or an acid-modified ethylene-vinyl acetate copolymer (F2) having an ethylene content of from 68 to 98 mol%, the resin composition (A) contains from 0.3 to 2.0 mass% of the saponified ethylene-vinyl acetate copolymer (F1) and/or the acid-modified ethylene-vinyl acetate copolymer (F2), the saponified ethylene-vinyl acetate copolymer (E) has a mass ratio $[E/(F1 + F2)]$ of from 0.05 to 30 to a total amount of the saponified ethylene-vinyl acetate copolymer (F1) and the acid-modified ethylene-vinyl acetate copolymer (F2), the polyolefin (D) has the saponified ethylene-vinyl acetate copolymer (E) having an average particle diameter of from 0.1 to 1.8 μm dispersed in a matrix thereof, the layer of the resin composition (A) has a thickness of from 50 to 1000 μm , the layer of the polyolefin (C) has a thickness of from 25 to 1000 μm , and the structure has an oxygen transmission rate after 24 hours passed since retort processed for 30 minutes at 120°C and 0.15 MPa of from 0.1 to 6 $\text{cc}/\text{m}^2 \cdot \text{day} \cdot \text{atm}$.

[0013]

At this time, it is preferred that the structure comprises: the layer of the resin composition (A); the layer of the saponified ethylene-vinyl acetate copolymer (B); and layers of the polyolefin (C) arranged on both sides sandwiching those layers, wherein

both layers of the polyolefin (C) on both sides have a thickness of from 25 to 1000 μm .

[0014]

It is preferred that the resin composition (A)

further contains an unmodified ethylene-vinyl acetate copolymer (G), and the unmodified ethylene-vinyl acetate copolymer (G) has a mass ratio $[G/(F1 + F2)]$ to the total amount of the saponified ethylene-vinyl acetate copolymer (F1) and the acid-modified ethylene-vinyl acetate copolymer (F2) of from 0.1 to 15. It is also preferred that the resin composition (A) contains from 2 to 20 mass% of the saponified ethylene-vinyl acetate copolymer (E).

[0015]

10 It is also preferred that layers of the resin composition (A) are arranged on both sides sandwiching the layer of the saponified ethylene-vinyl acetate copolymer (B), and the layer of the polyolefin (C) is further arranged on one side or both sides of all those layers. It is also preferred that layers of the resin composition (A) are arranged on both sides sandwiching the layer of the saponified ethylene-vinyl acetate copolymer (B), and layers of the polyolefin (C) are further arranged on both sides sandwiching all those layers. It is also preferred that the layer of the saponified ethylene-vinyl acetate copolymer (B) has a thickness of from 6 to 12% of a thickness of the entire multilayer structure. It is also preferred that the entire multilayer structure has a thickness of from 200 to 10000 μm . It is also preferred that the polyolefin (C) has a melting point of from 120 to 220°C. It is also preferred that the structure has an oxygen transmission rate after 24 hours passed since retort processed for 30 minutes at 120°C and 0.15 MPa of from 0.1 to 6 $\text{cc}/\text{m}^2 \cdot \text{day} \cdot \text{atm}$.

30 [0016]

The above problems are also solved by providing a method of producing the multilayer structure, comprising melt molding the structure using

the resin composition (A) obtained by melt kneading a
5 scrap of a multilayer structure, having a layer of the polyolefin (D) and a layer of the saponified ethylene-vinyl acetate copolymer (E), and the saponified ethylene-vinyl acetate copolymer (F1) and/or the acid-modified ethylene-vinyl acetate copolymer (F2),
10 the saponified ethylene-vinyl acetate copolymer (B),
and
the polyolefin (C).

[0017]

The above problems are also solved by providing a
15 multilayer container, comprising the above multilayer structure. At this time, it is preferred that the multilayer container is for retort processing.

[0018]

A preferred embodiment of the present invention is a
20 package, comprising: the above multilayer container; and a content filled in the container. At this time, it is preferred that the package is a retort processed package.

EFFECTS OF THE INVENTION

[0019]

25 According to the present invention, it is possible to provide a multilayer structure having a resin composition layer containing polyolefin and an EVOH, a polyolefin layer, and an EVOH layer, having good gas barrier properties after retort processing, and also having a good appearance and a
30 method of producing the same.

MODE FOR CARRYING OUT THE INVENTION

[0020]

A multilayer structure of the present invention is a multilayer structure, comprising: a layer of a resin composition (A); a layer of a saponified ethylene-vinyl acetate copolymer (B) having an ethylene content of from 20 to 65 mol% and having a degree of saponification of vinyl acetate units of 96% or more (hereinafter, the copolymer (B) may be abbreviated as an EVOH (B)); and a layer of polyolefin (C) arranged on one side or both sides of those layers.

[0021]

The resin composition (A) used here contains polyolefin (D), a saponified ethylene-vinyl acetate copolymer (E) having an ethylene content of from 20 to 65 mol% and having a degree of saponification of vinyl acetate units of 96% or more (hereinafter, the copolymer (E) may be abbreviated as an EVOH (E)), and a saponified ethylene-vinyl acetate copolymer (F1) having an ethylene content of from 68 to 98 mol% and having a degree of saponification of vinyl acetate units of 20% or more (hereinafter, the copolymer (F1) may be abbreviated as an S-EVOH (F1)) and/or an acid-modified ethylene-vinyl acetate copolymer (F2) having an ethylene content of from 68 to 98 mol% (hereinafter, the copolymer (F2) may be abbreviated as an acid-modified EVAc (F2)).

[0022]

The polyolefin (D) contained in the resin composition (A) contains: (low density, linear low density, medium density, high density, or the like) polyethylene; an

ethylene-based copolymer obtained by copolymerizing ethylene with α -olefins, such as 1-butene, 1-hexene, and 4-methyl-1-pentene, or acrylic ester; polypropylene; a propylene-based copolymer obtained by copolymerizing propylene with α -olefins, such as ethylene, 1-butene, 1-hexene, and 4-methyl-1-pentene; poly(1-butene), poly(4-methyl-1-pentene), or modified polyolefin obtained by reacting maleic anhydride to the polyolefin described above; an ionomer resin; or the like. Among all, a polypropylene-based resin, such as polypropylene and a propylene-based copolymer, or a polyethylene-based resin, such as polyethylene and an ethylene-based copolymer, is preferred, and a polypropylene-based resin is more preferred. One type of the polyolefin (D) may be used singly, or two or more types may also be used in combination.

[0023]

The EVOH (E) contained in the resin composition (A) is obtained by saponifying vinyl acetate units in an ethylene-vinyl acetate copolymer. An EVOH having a less ethylene content and having a high degree of saponification of vinyl acetate units is prone to become defective in compatibility with polyolefin. In contrast, when an EVOH has an excessively large ethylene content, the gas barrier properties decrease. In addition, an EVOH having a low degree of saponification of vinyl acetate units is prone to become defective in thermal stability of the EVOH itself. From such perspective, the EVOH (E) has an ethylene content of from 20 to 65 mol%. It is preferred that the ethylene content is 25 mol% or more. The ethylene content is

preferably 55 mol% or less and more preferably 50 mol% or less. Meanwhile, the degree of saponification of vinyl acetate units of EVOH (E) is 96% or more, preferably 98% or more, and even more preferably 99% or more. In particular, an EVOH having an ethylene content of from 20 to 65 mol% and having a degree of saponification of 99% is used particularly preferably in the present invention because containers excellent in gas barrier properties are obtained by using it in layers with polyolefin.

10 [0024]

The EVOH (E) may also have another polymerizable monomer copolymerized therein as long as not inhibiting the effects of the invention, which is generally in a range of 5 mol% or less. Such polymerizable monomer may include, for example: α -olefins, such as propylene, 1-butene, 1-hexene, and 4-methyl-1-pentene; (meth)acrylic ester; unsaturated carboxylic acid, such as maleic acid, fumaric acid, and itaconic acid; alkyl vinyl ether; N-(2-dimethylaminoethyl)methacrylamide or its quaternary compounds, N-vinylimidazole or its quaternary compounds, N-vinylpyrrolidone, N,N-butoxymethyl acrylamide, vinyltrimethoxysilane, vinylmethyldimethoxysilane, vinyl dimethylmethoxysilane, and the like.

[0025]

25 The EVOH (E) has a melt index (MI; measured at 190°C, under the load of 2160 g) of preferably 0.1 g/10 minutes or more, more preferably 0.5 g/10 minutes or more. The EVOH (E) has an MI of preferably 100 g/10 minutes or less, more preferably 50 g/10 minutes or less, and most preferably 30 g/10 minutes or less. At this time, from the perspective

of dispersibility of the EVOH (E), a ratio $[MI (EVOH) / MI (PO)]$ when the MI of the EVOH (E) is MI (EVOH) and the MI (measured at 190°C, under the load of 2160 g) of polyolefin is MI (PO) is preferably from 0.1 to 100 and more preferably from 0.3 to 50. It should be noted that, for those having a melting point around 190°C or more than 190°C, an MI is defined as a value obtained by measuring at a plurality of temperatures of the melting point or higher under the load of 2160 g and plotting the results with reciprocals of absolute temperatures as abscissa against logarithms of MFRs as ordinate in a semi-logarithmic graph for extrapolation to 190°C.

[0026]

The resin composition (A) contains the S-EVOH (F1) having an ethylene content of from 68 to 98 mol% and having a degree of saponification of vinyl acetate units of 20% or more and/or the acid-modified EVAc (F2) having an ethylene content of from 68 to 98 mol%. The S-EVOH (F1) and the acid-modified EVAc (F2) have a high ethylene content and have an effect of significantly improving the compatibility of the polyolefin (D) and the EVOH (E). It is preferred that the S-EVOH (F1) and the acid-modified EVAc (F2) have respective ethylene contents of 70 mol% or more. Meanwhile, the S-EVOH (F1) and the acid-modified EVAc (F2) preferably have respective ethylene contents of 96 mol% or less and more preferably 94 mol% or less. When the S-EVOH (F1) and the acid-modified EVAc (F2) have the respective ethylene contents of less than 68 mol% or more than 98 mol%, the effect of improving the compatibility of the polyolefin (D) and the EVOH (E) becomes insufficient.

[0027]

The S-EVOH (F1) has the ethylene content higher than the ethylene content of the EVOH (E). From the perspective of improving the compatibility of the polyolefin (D) and the EVOH (E), a difference between the ethylene content of the S-EVOH (F1) and the ethylene content of the EVOH (E) is preferably 10 mol% or more and more preferably 20 mol% or more. The acid-modified EVAc (F2) also has the ethylene content higher than the ethylene content of the EVOH (E). From the perspective of improving the compatibility of the polyolefin (D) and the EVOH (E), a difference between the ethylene content of the acid-modified EVAc (F2) and the ethylene content of the EVOH (E) is preferably 10 mol% or more and more preferably 20 mol% or more.

15 [0028]

The S-EVOH (F1) and the acid-modified EVAc (F2) have respective MIs (measured at 190°C, under the load of 2160 g) of preferably 0.1 g/10 minutes or more, more preferably 0.5 g/10 minutes or more, and even more preferably 1 g/10 minutes or more. Meanwhile, the S-EVOH (F1) and the acid-modified EVAc (F2) have the respective MIs of preferably 100 g/10 minutes or less, more preferably 50 g/10 minutes or less, and even more preferably 30 g/10 minutes or less.

[0029]

25 The degree of saponification of vinyl acetate units of S-EVOH (F1) is 20% or more, preferably 30% or more, and more preferably 40% or more. An upper limit of the degree of saponification is not particularly limited and it may also be 99 mol% or more, and it is also possible to use one
30 substantially having a degree of saponification of

approximately 100%. In a case that the degree of saponification of vinyl acetate units is less than 20%, the effect of improving the compatibility of the polyolefin (D) and the EVOH (E) becomes insufficient.

5 [0030]

The S-EVOH (F1) may also be modified with unsaturated carboxylic acid or a derivative thereof, and such unsaturated carboxylic acid or a derivative thereof may include, for example, acrylic acid, methacrylic acid, 10 maleic acid, fumaric acid, and itaconic acid; methyl or ethyl ester of the above acids; maleic anhydride, itaconic anhydride, and the like. One type of them may be used singly, or two or more types may also be used in combination.

15 [0031]

The acid-modified EVAc (F2) is a product of grafting acid or a derivative thereof to an ethylene-vinyl acetate, copolymer or a copolymer of ethylene, vinyl acetate, and acid or a derivative thereof. As the acid or a derivative 20 thereof to be grafted to the ethylene-vinyl acetate copolymer, unsaturated carboxylic acid or a derivative thereof can be used, and it may include, for example, acrylic acid, methacrylic acid, fumaric acid, itaconic acid, and maleic acid; salt of the above acids; ester (methyl 25 ester, ethyl ester, and the like) of the above acids; and anhydride of the above acids (maleic anhydride, itaconic anhydride, and the like). One type of them may be used singly, or two or more types may also be used in combination. Among them, maleic anhydride is used most 30 preferably. The above acids and acid anhydrides may also

be transformed partially to salt or ester by post-modification.

[0032]

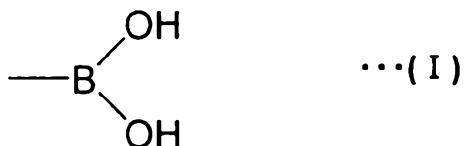
The grafting of unsaturated carboxylic acid or a derivative thereof to an ethylene-vinyl acetate copolymer can be carry out in a known method, and for example, an ethylene-vinyl acetate copolymer is in a state of dissolved in an appropriate solvent or melt by an extruder and a radical initiator is added thereto for activation, followed by adding acid or a derivative thereof for grafting, thereby enabling to obtain the acid-modified ethylene-vinyl acetate copolymer (F2).

[0033]

As the acid to be grafted to the ethylene-vinyl acetate copolymer, it is possible to use a compound having a boronic acid group or boron-containing groups capable of being converted into a boronic acid group in the presence of water. Here, the boronic acid group is a group represented by the following formula (I).

[0034]

[chem. 1]



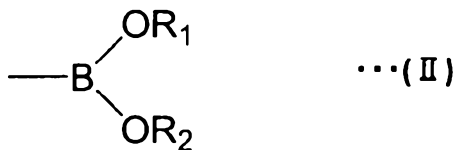
[0035]

The boron-containing group capable of being converted into a boronic acid group in the presence of water (hereinafter, abbreviated as a boron-containing functional group) indicates a boron-containing group that can be hydrolyzed in the presence of water to be converted into a

boronic acid group. More specifically, the above boron-containing group means a functional group capable of being converted into a boronic acid group when being hydrolyzed under conditions of from room temperature to 150°C for from 5 10 minutes to 2 hours by use, as a solvent, of water only, a mixture of water and an organic solvent (e.g., toluene, xylene, and acetone), a mixture of a 5% aqueous boric acid solution and the above described organic solvent, or the like. Representative examples of such functional groups 10 may include boronic acid ester groups represented by the following general formula (II), boronic anhydride groups represented by the following general formula (III), and boronic acid salt groups represented by the following general formula (IV):

15 [0036]

[chem. 2]



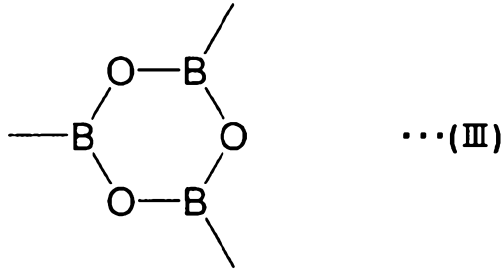
[0037]

[wherein R₁ and R₂ represent a hydrogen atom, an 20 aliphatic hydrocarbon group (e.g., a linear or branched alkyl or alkenyl group having from 1 to 20 carbon atoms), an alicyclic hydrocarbon group (e.g., a cycloalkyl group and a cycloalkenyl group), or an aromatic hydrocarbon group (e.g., a phenyl group and a biphenyl group), and R₁ and R₂ 25 may also be a same group or different groups respectively although a case that both R₁ and R₂ are hydrogen atoms is eliminated. Here, the aliphatic hydrocarbon group, the

alicyclic hydrocarbon group, and the aromatic hydrocarbon group may have a substituent, and R₁ and R₂ may be combined together.]

[0038]

5 [chem. 3]



[0039]

[chem. 4]



10 [0040]

[wherein R₃, R₄ and R₅ represent a hydrogen atom, an aliphatic hydrocarbon group, an alicyclic hydrocarbon group, or an aromatic hydrocarbon group like R₁ and R₂ mentioned above, and R₃, R₄, and R₅ may also be a same group or
15 different groups respectively. M represents alkali metal.]

[0041]

Specific examples of the boronic acid ester group represented by the general formula (II) may include boronic acid dimethyl ester group, boronic acid diethyl ester group,
20 boronic acid dipropyl ester group, boronic acid diisopropyl ester group, boronic acid dibutyl ester group, boronic acid dihexyl ester group, boronic acid dicyclohexyl ester group,

boronic acid ethylene glycol ester group, boronic acid propylene glycol ester group, boronic acid 1,3-propanediol ester group, boronic acid 1,3-butanediol ester group, boronic acid neopentyl glycol ester group, boronic acid catechol ester group, boronic acid glycerin ester group, boronic acid trimethylolethane ester group, boronic acid trimethylolpropane ester group, boronic acid diethanolamine ester group, and the like.

[0042]

10 The boronic acid salt groups represented by the general formula (IV) may be alkali metal salt groups of boronic acid, etc. Specific examples include sodium boronate group, potassium boronate group, and the like.

[0043]

15 Among such boron-containing functional groups, cyclic boronic acid ester groups are preferred in view of thermal stability. Examples of the cyclic boronic acid ester groups may include 5-membered or 6-membered ring-containing cyclic boronic acid ester groups. Specific examples may include boronic acid ethylene glycol ester group, boronic acid propylene glycol ester group, boronic acid 1,3-propanediol ester group, boronic acid 1,3-butanediol ester group, boronic acid glycerin ester group, and the like.

[0044]

25 The grafting of the compound having a boronic acid group or boron-containing groups capable of being converted into a boronic acid group in the presence of water to an ethylene-vinyl acetate copolymer can be carried out in a known method after introducing a double bond into the ethylene-vinyl acetate copolymer in advance. A method of

30

introducing a double bond in advance may include, for example, a method comprising eliminating an acetic acid of an ethylene-vinyl acetate copolymer by thermal decomposition, a method comprising copolymerizing by adding
5 a component capable of introducing a double bond, such as butadiene and isoprene, when copolymerizing ethylene and vinyl acetate, and the like.

[0045]

In the copolymer of ethylene, vinyl acetate, and acid
10 or a derivative thereof, as the acid or a derivative thereof to be copolymerized with ethylene and vinyl acetate, unsaturated carboxylic acid or a derivative thereof can be used and it may include, for example, acrylic acid, methacrylic acid, fumaric acid, itaconic acid, and maleic
15 acid; salt of the above acids; ester (methyl ester, ethyl ester, and the like) of the above acids; and anhydride of the above acids (maleic anhydride, itaconic anhydride, and the like). One type of them may be used singly, or two or more types may also be used in combination. Among them,
20 maleic anhydride is used most preferably. The above acids and acid anhydrides may also be transformed partially to salt or ester by post-modification.

[0046]

A method of copolymerizing ethylene, vinyl acetate,
25 and acid or a derivative thereof is not particularly limited, and a known method, such as bulk polymerization, solution polymerization, suspension polymerization, and dispersion polymerization, is applied, and solution polymerization is used most preferably.

30 [0047]

The acid-modified EVAc (F2) preferably has an amount of acid modification of from 0.01 to 2 m mol/g. In a case of less than 0.01 m mol/g, the reactivity to the EVOH (E) becomes poor and there is a risk of insufficient compatibility. The amount of acid modification is more preferably 0.02 m mol/g or more, and even more preferably 0.05 m mol/g or more. In contrast, in a case of more than 2 m mol/g, the reactivity to the EVOH (E) becomes excessive, so that a molded product becomes prone to generate irregularities. The amount of acid modification is more preferably 1.9 m mol/g or less, and even more preferably 1.5 m mol/g or less. The amount of acid modification of the present invention means, when modified with unsaturated carboxylic acid or a derivative thereof, an amount of acid components calculated by dividing an acid value measured based on JIS K2501 by a molecular weight of potassium hydroxide, and when modified with a compound having a boronic acid group or boron-containing groups capable of being converted into a boronic acid group in the presence of water, means an amount of acid components calculated from a ratio of hydrogen adjacent to boron to hydrogen in the main chain from a spectrum obtained by ¹H-NMR after being dissolved in deuterated chloroform.

[0048]

From the perspective of suppressing sticking to a screw or a cylinder in an extruder during melt molding, it is preferred that the resin composition (A) contains the S-EVOH (F1), while from the perspective of improving the transparency of the multilayer structure, it is preferred that the resin composition (A) contains the acid-modified

EVAc (F2).

[0049]

As components contained in the resin composition (A), in addition to the polyolefin (D), the EVOH (E), and the S-
5 EVOH (F1) and/or the acid-modified EVAc (F2) above, it is preferred to blend an unmodified ethylene-vinyl acetate copolymer (G) (hereinafter, may be abbreviated as an unmodified EVAc (G)). The unmodified EVAc (G) used in the present invention is not acid-modified. Blending the
10 unmodified EVAc (G) enables to enhance the dispersibility of the EVOH (E) and to obtain good gas barrier properties after retort processing. The unmodified EVAc (G) may be a random copolymer obtained by polymerizing ethylene with vinyl acetate in a known method and may also be a ternary
15 copolymer obtained by further copolymerizing non acidic another monomer and a modified EVAc obtained by modified with a substance other than acid by grafting or the like. The unmodified EVAc (G) has unsaponified vinyl acetate units and their content is preferably from 2 to 40 mol% and
20 more preferably from 5 to 25 mol%. When the content of vinyl acetate units is less than 2 mol% or more than 40 mol%, an effect sufficient to improve the dispersibility of the EVOH (E) may not be obtained. The unmodified EVAc (G) preferably has an MI (measured at 190°C, under the load of
25 2160 g) of from 0.1 to 50 g/10 minutes, more preferably from 0.5 to 30 g/10 minutes, and even more preferably from 1 to 20 g/10 minutes.

[0050]

As components contained in the resin composition (A),
30 in addition to the polyolefin (D), the EVOH (E), and the S-

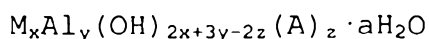
EVOH (F1) and/or the acid-modified EVAc (F2) above, it is also preferred to blend a metal salt (H) of fatty acid.

Blending the metal salt (H) of fatty acid facilitates suppression of generating a fish eye in a molded product.

5 The metal salt (H) of fatty acid may include a metal salt of higher aliphatic acid having a carbon number of from 10 to 26, such as lauric acid, stearic acid, myristic acid, behenic acid, and montanoic acid, particularly a metal salt of Group I, II, or III in the periodic table, which is, for
10 example, a sodium salt, a potassium salt, a calcium salt, and a magnesium salt. It is also possible to use a zinc salt or a lead salt of the above fatty acid. Among these, a metal salt of the second group in the periodic table, such as a calcium salt and a magnesium salt, is preferred
15 because it exhibits the effect by being added in a small amount.

[0051]

Further, as the components contained in the resin composition (A), in addition to the polyolefin (D), the
20 EVOH (E), and the S-EVOH (F1) and/or the acid-modified EVAc (F2) above, it is also preferred to blend hydrotalcite (I). Blending the hydrotalcite (I) facilitates suppression of generating a fish eye in a molded product. The hydrotalcite (I) may preferably include double salt
25 hydrotalcite (I) represented by



(M denotes one or more of Mg, Ca, Sr, Ba, Zn, Cd, Pb, and Sn, A denotes CO₃ or HPO₄, x, y, and z are positive numbers, a is 0 or a positive number, and 2x + 3y - 2z > 0).

30 [0052]

In the above hydrotalcite, it is preferred that M is Mg, Ca, or Zn, and more preferred that it is a combination of two or more of them. Among these hydrotalcites, examples of particularly preferred ones may be as follows:

- 5 $Mg_6Al_2(OH)_{16}CO_3 \cdot 4H_2O$;
 $Mg_8Al_2(OH)_{20}CO_3 \cdot 5H_2O$;
 $Mg_5Al_2(OH)_{14}CO_3 \cdot 4H_2O$;
 $Mg_{10}Al_2(OH)_{22}(CO_3)_2 \cdot 4H_2O$;
 $Mg_6Al_2(OH)_{16}HPO_4 \cdot 4H_2O$;
10 $Ca_6Al_2(OH)_{16}CO_3 \cdot 4H_2O$;
 $Zn_6Al_2(OH)_{16}CO_3 \cdot 4H_2O$;
 $Mg_3ZnAl_2(OH)_{12}CO_3 \cdot 2.7H_2O$;
 $Mg_6Zn_2Al_2(OH)_{20}CO_3 \cdot 1.6H_2O$;
 $Mg_5Zn_{1.7}Al_{3.3}(OH)_{20}(CO_3)_{1.65} \cdot 4.5H_2O$.

15 [0053]

It is also possible to blend other additives into the resin composition (A) as long as not inhibiting the effects of the invention. Examples of such an additive may include an antioxidant, an ultraviolet absorber, a plasticizer, an
20 antistatic, a lubricant, a filler, and other polymer compounds. Specific examples of the additives may include the following.

[0054]

25 Antioxidant: 2,5-di-t-butylhydroquinone, 2,6-di-t-butyl-p-cresol, 4,4'-thiobis(6-t-butylphenol), 2,2'-methylenebis(4-methyl-6-t-butylphenol), octadecyl-3-(3',5'-di-t-butyl-4'-hydroxyphenyl)propionate, 4,4'-thiobis(6-t-butylphenol), and the like.

[0055]

30 Ultraviolet Absorber: ethylene-2-cyano-3,3'-

diphenylacrylate, 2-(2'-hydroxy-5'-methylphenyl)benzotriazole, 2-(2'-hydroxy-3'-t-butyl-5'-methylphenyl)5-chlorobenzotriazole, 2-hydroxy-4-methoxybenzophenone, 2,2'-dihydroxy-4-methoxybenzophenone,
5 2-hydroxy-4-octoxybenzophenone, and the like.

[0056]

Plasticizer: dimethyl phthalate, diethyl phthalate, dioctyl phthalate, wax, liquid paraffin, phosphate ester, and the like.

10 [0057]

Antistatic: pentaerythritol monostearate, sorbitan monopalmitate, sulfated polyolefins, polyethylene oxide, carbowax, and the like.

[0058]

15 Lubricant: ethylene bis-stearamide, butyl stearate, and the like.

[0059]

Filler: glass fibers, asbestos, ballastnite, calcium silicate, and the like.

20 [0060]

In addition, many other polymer compounds can also be blended into the resin composition (A) as long as not inhibiting the actions and the effects of the present invention.

25 [0061]

It is preferred that the resin composition (A) contains from 70 to 96 mass% of the polyolefin (D). When the polyolefin (D) content is more than 96 mass%, it becomes difficult to exhibit the effect of improving the
30 gas barrier properties after retort processing by the EVOH

(E). It is more preferred that the polyolefin (D) content is 94 mass% or less. In contrast, when the polyolefin (D) content is less than 70 mass%, there is a case of increasing an amount of water entering into the EVOH (B) layer during retort processing and deteriorating the gas barrier properties. It is more preferred that the polyolefin (D) content is 76 mass% or more.

[0062]

It is preferred that the resin composition (A) contains from 2 to 20 mass% of the EVOH (E). When the EVOH (E) content is more than 20 mass%, the gas barrier properties after retort processing may become defective and a defective appearance may also occur. The EVOH (E) content is more preferably 15 mass% or less, and even more preferably 13 mass% or less. In contrast, when the EVOH (E) content is less than 2 mass%, it becomes difficult to exhibit the effect of improving the gas barrier properties after retort processing by the EVOH (E). It is more preferred that the EVOH (E) content is 3 mass% or more.

[0063]

It is preferred that the resin composition (A) contains from 0.2 to 2.0 mass% of the S-EVOH (F1) and/or the acid-modified EVAc (F2). When the S-EVOH (F) content is more than 2.0 mass%, there is a risk of generating a fish eye. It is more preferred that the S-EVOH (F1) and/or acid-modified EVAc (F2) content is 1.5 mass% or less. In contrast, when the S-EVOH (F1) and/or acid-modified EVAc (F2) content is less than 0.2 mass%, the dispersion of the EVOH (E) becomes insufficient, and the gas barrier properties after retort processing are sometimes

deteriorated and the appearance is also sometimes deteriorated. It is more preferred that the S-EVOH (F1) and/or acid-modified EVAc (F2) content is 0.3 mass% or more. [0064]

5 It is preferred that the resin composition (A) contains from 0.2 to 8.0 mass% of the unmodified EVAc (G). When the unmodified EVAc (G) content is more than 8.0 mass%, there is a risk of generating a fish eye. It is more preferred that the unmodified EVAc (G) content is 6.0 mass%
10 or less. In contrast, when the unmodified EVAc (G) content is less than 0.2 mass%, the dispersion of the EVOH (E) becomes insufficient, and the gas barrier properties after retort processing are sometimes deteriorated and the appearance of the multilayer structure is also sometimes
15 deteriorated. It is more preferred that the unmodified EVAc (G) content is 0.5 mass% or more. [0065]

It is preferred that the resin composition (A) contains from 0.02 to 1.0 mass% of the metal salt (H) of
20 fatty acid. When the metal salt (H) of fatty acid content is more than 1.0 mass%, the transparency of a layer of the resin composition (A) is sometimes deteriorated. It is more preferred that the metal salt (H) of fatty acid content is 0.8 mass% or less. In contrast, when the metal
25 salt (H) of fatty acid content is less than 0.02 mass%, it becomes prone to generate a burnt and a deposit stuck in a screw. It is more preferred that the metal salt (H) of fatty acid content is 0.05 mass% or more. [0066]

30 It is preferred that the resin composition (A)

contains from 0.02 to 1.0 mass% of the hydrotalcite (I).
When the hydrotalcite (I) content is more than 1.0 mass%,
the transparency of a layer of the resin composition (A) is
sometimes deteriorated. It is more preferred that the
5 hydrotalcite (I) content is 0.8 mass% or less. In contrast,
when the hydrotalcite (I) content is less than 0.02 mass%,
the color phase of the multilayer structure is sometimes
deteriorated. It is more preferred that the hydrotalcite
(I) content is 0.05 mass% or more.

10 [0067]

It is required that, in the resin composition (A),
the EVOH (E) has a mass ratio $[E/(F1 + F2)]$ of from 0.05 to
30 to a total amount of the S-EVOH (F1) and the acid-
modified EVAc (F2). When the mass ratio $[E/(F1 + F2)]$ is
15 more than 30, the dispersibility of the EVOH (E) is poor
and the gas barrier properties after retort processing
become defective. The mass ratio $[E/(F1 + F2)]$ is
preferably 27 or less and more preferably 20 or less. In
contrast, when the mass ratio $[E/(F1 + F2)]$ is less than
20 0.05, the dispersion of the EVOH (E) becomes insufficient,
and the gas barrier properties after retort processing are
deteriorated and the appearance is also deteriorated. It
is preferred that the mass ratio $[E/(F1 + F2)]$ is 2 or more.
[0068]

25 It is preferred that, in the resin composition (A),
the unmodified EVAc (G) has a mass ratio $[G/(F1 + F2)]$ to
the total amount of the S-EVOH (F1) and the acid-modified
EVAc (F2) of from 0.1 to 15. When the mass ratio $[G/(F1 +$
F2)] is more than 15, the gas barrier properties after
30 retort processing sometimes becomes defective. It is more

preferred that the mass ratio $[G/(F1 + F2)]$ is 13 or less. In contrast, when the mass ratio $[G/(F1 + F2)]$ is less than 0.1, the dispersion of the EVOH (E) is not stabilized and the gas barrier properties sometimes become poor. It is
5 more preferred that the mass ratio $[G/(F1 + F2)]$ is 1 or more.

[0069]

A mixing method to obtain the resin composition (A) is not particularly limited, and may include: a method
10 comprising melt kneading after dry blending the polyolefin (D), the EVOH (E), and the S-EVOH (F1) and/or the acid-modified EVAc (F2) in one time; a method comprising melt kneading a portion of the polyolefin (D), the EVOH (E), and the S-EVOH (F1) and/or the acid-modified EVAc (F2) in
15 advance, followed by blending other components thereinto and melt kneading; and a method comprising melt kneading after blending a multilayer structure containing a portion of the polyolefin (D), the EVOH (E), and the S-EVOH (F1) and/or the acid-modified EVAc (F2) into other components.

20 [0070]

Among all, a method of melt kneading a scrap of collected offcuts and defective products generated when obtaining a molded object made of a multilayer structure, including a layer of the polyolefin (D) and a layer of the
25 EVOH (E), and the S-EVOH (F1) and/or the acid-modified EVAc (F2) is preferred. Thus, the additive blended when melt kneading collected scraps is referred to as a recycling agent, and here, the S-EVOH (F1) and/or the acid-modified EVAc (F2) is used as the recycling agent. From the
30 perspective of suppressing sticking to a screw or a

cylinder in an extruder, it is preferred that the recycling agent contains the S-EVOH (F1), while from the perspective of improving the transparency of the multilayer structure, it is preferred that the recycling agent contains the acid-
5 modified EVAc (F2). At this time, in a case of adding another component to the S-EVOH (F1) and/or the acid-modified EVAc (F2), it is preferred that they are melt kneaded in advance to make up a resin composition containing all of them, followed by adding it to the scraps.
10 It is preferred that such recycling agent is blended into the scraps in the form of pellets. It is preferred that the scraps are preground into an appropriate size, and it is a preferred method of producing a resin composition of the present invention to dry blend the recycling agent in
15 the form of pellets with the ground scraps, followed by melt kneading. As the scraps, scraps obtained from one molded object may be used and related scraps obtained from two or more molded objects may also be used by mixing them. Since a multilayer structure including a layer of the
20 polyolefin (D) and a layer of the EVOH (E) usually further has a layer of an adhesive resin, the scraps thus obtained and a resin composition obtained by using them turn out to contain the adhesive resin.

[0071]

25 Further, the scraps as a raw material for the resin composition (A) may also be made of a multilayer structure including a recovery layer. That is, a molded product may be produced made of a multilayer structure including a recovery layer made of a resin composition obtained from a
30 recovery and a scrap recovery of the molded product may

also be used again as a raw material for a recovery layer in a similar multilayer structure.

[0072]

When the resin composition (A) contains components
5 other than the polyolefin (D), the EVOH (E), and the S-EVOH (F1) and/or the acid-modified EVAc (F2), a method of blending those components is not particularly limited and they can be blended in operations similar to each component of the (D), (E), and (F1) and/or (F2) described above.
10 Among all, when the resin composition (A) contains the unmodified EVAc (G), the metal salt (H) of fatty acid, or the hydrotalcite (I), it is preferred to add these components to the S-EVOH (F1) and/or the acid-modified EVAc (F2) to use as the recycling agent. For a method of
15 producing such recycling agent, similar methods as above are employed.

[0073]

It is required that, in the resin composition (A),
the polyolefin (D) has the EVOH (E) having an average
20 particle diameter of from 0.1 to 1.8 μm dispersed in a matrix thereof. When the average particle diameter of the EVOH (E) is more than 1.8 μm , the dispersibility of the EVOH (E) is poor and the gas barrier properties after retort processing become defective. The EVOH (E)
25 preferably has an average particle diameter of 1.7 μm or less and more preferably 1.5 μm or less. In contrast, to make the average particle diameter of the EVOH (E) to be less than 0.1 μm is not realistic because an effect of improving the gas barrier properties is not expected that
30 is worth the required enormous labor.

[0074]

When the dispersibility of the EVOH (E) in the resin composition (A) is good, the surface area of the EVOH (E) increases, so that the EVOH (E) in the resin composition (A) tends to absorb moisture easily during retort processing, and further the humidity of the EVOH (E) in the resin composition (A) tends to decrease after retort processing.

[0075]

The multilayer structure of the present invention is a multilayer structure having a layer of the resin composition (A) and a layer of the EVOH (B) obtained as above, and a layer of polyolefin (C) arranged on one side or both sides of those layers. At this time, as the EVOH (B), it is possible to use what is same as the EVOH (E). As the polyolefin (C), it is also possible to use what is same as the polyolefin (D).

[0076]

It is preferred that the polyolefin (C) has a melting point of from 120 to 220°C from the perspective of heat resistance in retort processing conditions (120°C, 0.15 MPa, for 30 minutes). The polyolefin (C) has a melting point of more preferably 122°C or more and more preferably 210°C or less.

[0077]

As a method of producing the multilayer structure of the present invention, so-called coextrusion molding is preferred to use a number of extruders corresponding to the types of resin layer and laminate layers of the resins melt in each extruder for simultaneous extrusion molding. As

another method, it is also possible to employ a molding method, such as extrusion coating and dry lamination. In addition, the multilayer structure of the present invention is subjected to a stretching operation, such as uniaxial stretching, biaxial stretching, and blow stretching, thereby also enabling to obtain a molded object having improved mechanical properties, gas barrier properties, and the like.

[0078]

10 The multilayer structure of the present invention has a layer of the resin composition (A) and a layer of the EVOH (B), and a layer of polyolefin (C) arranged on one side or both sides of those layers. It is also preferred to have: the layer of the resin composition (A); the layer of the EVOH (B); and layers of the polyolefin (C) arranged on both sides sandwiching them. Indicating an adhesive resin as (AD), it is preferred to have a layer constitution as follows. Here, as the adhesive resin, it is possible to preferably use a modified polyolefin resin modified with unsaturated carboxylic acid or a derivative thereof.

Five Layers C/AD/B/AD/A

Six Layers C/A/AD/B/AD/C

C/A/AD/B/AD/A

Seven Layers C/A/AD/B/AD/A/C

25 Eight Layers C/A/AD/B/AD/B/AD/C

C/A/AD/B/AD/B/AD/A

Nine Layers C/A/AD/B/AD/B/AD/A/C

[0079]

Among all, a multilayer structure is preferred in which layers of the resin composition (A) are arranged on

both sides sandwiching the layer of the EVOH (B), and the layer of the polyolefin (C) is further arranged on one side or both sides of all those layers. A multilayer structure is also preferred in which layers of the resin composition (A) are arranged on both sides sandwiching the layer of the EVOH (B), and layers of the polyolefin (C) are further arranged on both sides sandwiching all those layers. When the layers of the resin composition (A) are arranged on both sides of the layer of the EVOH (B), particles of the EVOH (E) dispersed in the resin composition (A) absorb the moisture, thereby suppressing an increase in the percentage of moisture content of the layer of the EVOH (B) during retort processing. As a result, a decrease in the gas barrier properties in the multilayer structure is suppressed during retort processing. Further, after retort processing, moisture release in the resin composition (A) is fast, so that the gas barrier properties of the multilayer structure recovers quickly.

[0080]

It is required that the layer of the resin composition (A) in the multilayer structure of the present invention has a thickness of from 50 to 1000 μm . When the layer of the resin composition (A) has a thickness of more than 1000 μm , the appearance of the multilayer structure becomes defective. It is preferred that the layer of the resin composition (A) has a thickness of 950 μm or less. In contrast, when the layer of the resin composition (A) has a thickness of less than 50 μm , the gas barrier properties become defective after retort processing. It is preferred that the layer of the resin composition (A) has a

thickness of 100 μm or more.

[0081]

It is required that the layer of the polyolefin (C) in the multilayer structure of the present invention has a thickness of from 25 to 1000 μm . When the multilayer structure of the present invention has a layer of the resin composition (A), a layer of the EVOH (B), and layers of the polyolefin (C) arranged on both sides sandwiching those layers, it is preferred that both of the layers of the polyolefin (C) on both sides have a thickness of from 25 to 1000 μm . A case that the layers of the polyolefin (C) have a thickness of more than 1000 μm is not preferred from the perspective of economic efficiency. It is preferred that the layers of the polyolefin (C) have a thickness of 800 μm or less. In contrast, in a case that the layers of the polyolefin (C) have a thickness of less than 25 μm , a defective appearance occurs. The layers of the polyolefin (C) preferably have a thickness of 50 μm or more and more preferably 100 μm or more.

[0082]

It is preferred that the entire multilayer structure of the present invention has a thickness of from 200 to 10000 μm . A case that the entire multilayer structure has a thickness of thicker than 10000 μm is not preferred from the perspective of economic efficiency. It is more preferred that the entire multilayer structure has a thickness of 8000 μm or less. In contrast, in a case that the entire multilayer structure has a thickness of less than 200 μm , the structure sometimes breaks due to the insufficient strength of the multilayer structure. The

entire multilayer structure has a thickness of more preferably 400 μm or more and even more preferably 500 μm or more.

[0083]

5 It is preferred that, in the multilayer structure of the present invention, the layer of the EVOH (B) has a thickness of from 6 to 12% of a thickness of the entire multilayer structure. When the layer of the EVOH (B) has a thickness of thicker than 12% of the thickness of the
10 entire multilayer structure, molding defects sometimes occur. It is more preferred that the layer of the EVOH (B) has a thickness of 10% or less of the thickness of the entire multilayer structure. In contrast, when the layer of the EVOH (B) has a thickness of thinner than 6% of the
15 thickness of the entire multilayer structure, unevenness in the thickness of the EVOH becomes larger, so that the gas barrier properties are prone to become defective. It is more preferred that the layer of the EVOH (B) has a thickness of 6.5% or more of the thickness of the entire
20 multilayer structure.

[0084]

 Although applications of a molded product made of the multilayer structure of the present invention is not particularly limited, it is preferred to be a container.
25 As a form of the container, examples may include a pouch, a bottle, a cup, and the like. Since the container made of the multilayer structure of the present invention exhibits excellent gas barrier properties even in conditions of high temperature and high humidity, it is particularly preferred
30 as a container for retort processing. For the retort

processing, even other than regular retort processing to heat at 100°C or more and add pressure, steam retort processing, water cascading retort processing, microwave retort processing, and the like are also employed.

5 [0085]

The multilayer structure of the present invention does not easily decrease the gas barrier properties even after going through processing in conditions of high temperature and high humidity such as retort processing.

10 In a case that retort processing the multilayer structure for 30 minutes at 120°C and 0.15 MPa, it is preferred that the oxygen transmission rate after 24 hours passed is from 0.1 to 6 cc/m² · day · atm. This means that, when measured in an environment at 20°C and relative humidity at 65%
15 after 24 hours since retort processing, in a condition of an oxygen differential pressure of 1 atmosphere, a volume of oxygen transmitting through a multilayer structure having an area of 1 m² for one day is from 0.1 to 6 cc. A more preferred oxygen transmission rate after retort
20 processing is 5.5 cc/m² · day · atm or less.

[0086]

Further, the multilayer container is useful for a food packaging container, a medicine packaging container, and the like that require retort processing. A package
25 having a content filled therein is also a preferred embodiment. It is also a preferred embodiment to retort process the package for sterilization processing and disinfection processing.

Examples

30 [0087]

In present Examples, the following raw materials were used. In Production Examples, Examples, and Comparative Examples below, parts are based on mass, unless otherwise specified.

5 [0088]

[Polyolefin (C) and Polyolefin (D)]

PP-1: polypropylene [density of 0.90 g/cm³, melt index of 1.4 g/10 minutes (ASTM-D 1238, 230°C, load of 2160 g)}, "NOVATEC PP EA7A" produced by Japan Polypropylene

10 Corporation

[0089]

[EVOH (B) and EVOH (E)]

EVOH-1: ethylene content of 32 mol%, degree of saponification of 99.7 mol%, limiting viscosity of 1.1 dL/g at 30°C in aqueous phenol, density of 1.15 g/cm³, melt index of 1.6 g/10 minutes (ASTM-D 1238, 230°C, load of 2160 g)

[0090]

[S-EVOH (F1)]

20 F-1: ethylene content of 89 mol%, degree of saponification of 97 mol%, melt index of 5.1 g/10 minutes (ASTM-D 1238, 190°C, load of 2160 g)

[Acid-modified EVA (F2)]

F-2: ethylene content of 89 mol%, acid value of 10 mg KOH/g (JIS K 2501-2003), melt index of 16.0 g/10 minutes (ASTM-D 1238, 190°C, load of 2160 g)

[0091]

[Unmodified EVAc (G)]

30 G-1: vinyl acetate content of 19 mass% (7 mol%), melt index of 2.5 g/10 minutes (ASTM-D 1238, 190°C, load of 2160 g),

"EVAFLEX EV460" produced by Du Pont-Mitsui Co., Ltd.

[0092]

[Metal Salt (H) of Fatty Acid]

H-1: calcium stearate

5 [0093]

[Hydrotalcite (I)]

I-1: "ZHT-4A" produced by Kyowa Chemical Industry Co., Ltd.

[0094]

[Others]

10 LDPE: density of 0.92 g/cm³, melt index of 2.5 g/10 minutes
(ASTM-D 1238, 230°C, load of 2160 g), "F120N" produced by
Ube-Maruzen Polyethylene Kabushiki Kaisha

Adhesive Resin: density of 0.90 g/cm³, melt index of 3.2
g/10 minutes (ASTM-D 1238, 230°C, load of 2160 g), "MODIC

15 AP P604V" produced by Mitsubishi Chemical Corporation

Antioxidant: pentaerythritol-tetrakis[3-(3,5-di-t-butyl-4-
hydroxyphenyl)propionate], "IRGANOX 1010" produced by Ciba
Specialty Chemicals Inc.

[0095]

20 Measurements were carried out in the following
methods respectively for a multilayered film obtained in
Example regarding a dispersed particle diameter of the EVOH
(E) contained in a layer of the resin composition (A), an
oxygen transmission rate before and after retort processing,
25 and an appearance of a thermoformed container.

[0096]

[Dispersed Particle Diameter of EVOH (E) Contained in Layer
of Resin Composition (A)]

A multilayered film was carefully cut with a
30 microtome in a direction perpendicular to the film surface

and a resin composition (A) layer was further taken out using a scalpel. Platinum was vapor deposited on the exposed cross section in a reduced pressure atmosphere. The cross section with platinum vapor deposited thereon was
5 taken in a picture using a scanning electron microscope (SEM) with 10000 magnification, a region in this picture including approximately 20 particles of the EVOH (E) was selected, particle diameters of the respective particle images in the region were measured, and their average value
10 was calculated to define it as a dispersed particle diameter. For the particle diameters of the respective particles, a longer diameter (longest part) of the particles observed in the picture was measured to define it as the particle diameter. The film was cut vertically in a
15 direction of extrusion, and the picture was taken from a direction vertical to the cross section.

[0097]

[Oxygen Transmission Rate before Retort Processing (OTR before Retort Processing)]

20 After leaving a multilayered film in a room at 20°C and 65% RH for one day, an oxygen transmission rate was measured. It was calculated using $\text{cc/m}^2 \cdot \text{day} \cdot \text{atm}$ as a unit. Measurement conditions were as follows.

Oxygen Transmission Rate Measurement System: MOCON OX-TRAN

25 2/20 (manufactured by Modern Controls, Inc.)

Oxygen Pressure: 1 atmosphere

Carrier Gas Pressure: 1 atmosphere

[0098]

[Oxygen Transmission Rate after Retort Processing (OTR
30 after Retort Processing)]

A multilayered film was hot water retort processed in conditions of 120°C, 30 minutes, 0.15 MPa with a retorting apparatus ("Flavor Ace RCS-60" manufactured by Hisaka Works, Ltd.). After retort processing, heating was stopped. At 5 the time when the temperature inside the retorting apparatus became 60°C, the multilayered film was taken out of the retorting apparatus. After leaving the multilayered film in a room at 20°C and 65% RH for one day, an oxygen transmission rate was measured. It was calculated using 10 $\text{cc/m}^2 \cdot \text{day} \cdot \text{atm}$ as a unit. Measurement conditions were as follows.

Oxygen Transmission Rate Measurement System: MOCON OX-TRAN 2/20 (manufactured by Modern Controls, Inc.)

Oxygen Pressure: 1 atmosphere

15 Carrier Gas Pressure: 1 atmosphere

[0099]

[Appearance of Thermoformed Container]

Five thermoformed containers were prepared at random, and a side of each container was seen through with a 20 fluorescent lamp and observed to be visually evaluated as follows.

A: without stripes, constant color phase

B: with stripes, uneven color phase

[0100]

25 [Production of Masterbatch]

In accordance with the following methods, masterbatches (MB1 through MB8) were obtained.

[0101]

MB1

30 Using F-1 as the S-EVOH (F1), G-1 as the EVAc(G), H-1

as the metal salt (H) of fatty acid, I-1 as the hydrotalcite (I), and an antioxidant, they were blended by dry blending to have a mass ratio of F-1/G-1/H-1/I-1/antioxidant = 25/67.5/5/2.5/0.2. A mixture thus obtained
5 was melt kneaded at an extrusion temperature of 200°C using a corotating twin screw extruder (TEX-30N manufactured by Japan Steel Works, Ltd.) of 30 mmφ, followed by pelletizing to obtain a masterbatch (MB1).

[0102]

10 MB2

Using F-1 as the S-EVOH (F1), G-1 as the EVAc(G), H-1 as the metal salt (H) of fatty acid, I-1 as the hydrotalcite (I), and an antioxidant, they were melt kneaded in a same manner as MB1 other than blending them by
15 dry blending to have a mass ratio of F-1/G-1/H-1/I-1/antioxidant = 14.3/78.2/5/2.5/0.2 to obtain a masterbatch (MB2).

[0103]

MB3

20 Using F-1 as the S-EVOH (F1), LDPE, H-1 as the metal salt (H) of fatty acid, I-1 as the hydrotalcite (I), and an antioxidant, they were melt kneaded in a same manner as MB1 other than blending them by dry blending to have a mass
ratio of F-1/LDPE/H-1/I-1/antioxidant = 25/67.5/5/2.5/0.2
25 to obtain a masterbatch (MB3).

[0104]

MB4

Using F-1 as the S-EVOH (F1), G-1 as the EVAc(G), H-1 as the metal salt (H) of fatty acid, I-1 as the
30 hydrotalcite (I), and an antioxidant, they were melt

kneaded in a same manner as MB1 other than blending them by dry blending to have a mass ratio of F-1/G-1/H-1/I-1/antioxidant = 50/42.5/5/2.5/0.2 to obtain a masterbatch (MB4).

[0105]

MB5

Using F-2 as the acid-modified EVA (F2), G-1 as the EVAc(G), H-1 as the metal salt (H) of fatty acid, I-1 as the hydrotalcite (I), and an antioxidant, they were melt kneaded in a same manner as MB1 other than blending them by dry blending to have a mass ratio of F-2/G-1/H-1/I-1/antioxidant = 25/67.5/5/2.5/0.2 to obtain a masterbatch (MB5).

[0106]

MB6

Using F-2 as the acid-modified EVA (F2), LDPE, H-1 as the metal salt (H) of fatty acid, I-1 as the hydrotalcite (I), and an antioxidant, they were melt kneaded in a same manner as MB1 other than blending them by dry blending to have a mass ratio of F-2/LDPE/H-1/I-1/antioxidant = 25/67.5/5/2.5/0.2 to obtain a masterbatch (MB6).

[0107]

MB7

Using F-1 as the S-EVOH (F1), G-1 as the EVAc(G), H-1 as the metal salt (H) of fatty acid, I-1 as the hydrotalcite (I), and an antioxidant, they were melt kneaded in a same manner as MB1 other than blending them by dry blending to have a mass ratio of F-1/G-1/H-1/I-1/antioxidant = 5/85.0/5/5/0.2 to obtain a masterbatch (MB7).

[0108]

MB8

Using F-2 as the acid-modified EVA (F2), G-1 as the EVAc(G), H-1 as the metal salt (H) of fatty acid, I-1 as the hydrotalcite (I), and an antioxidant, they were melt kneaded in a same manner as MB1 other than blending them by dry blending to have a mass ratio of F-2/G-1/H-1/I-1/antioxidant = 10/82.5/5/2.5/0.2 to obtain a masterbatch (MB8).

10 [0109]

Example 1

[Production of Recovery]

Using PP-1 as the polyolefin (D) for outermost layers, EVOH-1 as the EVOH (E) for an innermost layer, "MODIC AP P604V" as the adhesive resin layers, three-type five-layer coextrusion of polyolefin layer / adhesive resin layer / EVOH layer / adhesive resin layer / polyolefin layer = 340 μm /30 μm /60 μm /30 μm /340 μm was carried out with a feedblock die to prepare a multilayer structure. The respective resins were supplied to the feedblock using a 32 mm ϕ extruder for the polyolefin layers, a 25 mm ϕ extruder for the adhesive resin layers, and a 20 mm ϕ extruder for the EVOH layer, respectively. The temperature for extrusion was 220°C for each resin, and the temperatures in a die section and a feedblock section were also 220°C.

25 [0110]

Subsequently, the multilayer structure thus obtained was ground with a grinder of 8 mm ϕ diameter meshes to obtain a recovery. A recovery thus obtained had a mass ratio of each component of PP-1/EVOH-1/adhesive resin =

30

83.3/9.4/7.3.

[0111]

[Preparation of Multilayered Film]

Using PP-1 as the polyolefin (C) for outermost layers,
5 a resin composition (A) having the recovery and the
masterbatch (MB1) blended therein in a mass ratio of
recovery / masterbatch (MB1) = 100/3 for layers adjacent to
the outermost layers, EVOH-1 as the EVOH (B) for an
innermost layer, and "MODIC AP P604V" as the adhesive resin
10 layers, four-type seven-layer coextrusion of polyolefin
layer / resin composition (A) layer / adhesive resin layer
/ EVOH layer / adhesive resin layer / resin composition (A)
layer / polyolefin layer = 120 μm /220 μm /30 μm /60 μm /30
 μm /220 μm /120 μm was carried out with a feedblock die to
15 prepare a multilayered film. The respective resins were
supplied to the feedblock using a 32 mm ϕ extruder for the
polyolefin layers and the resin composition (A) layers, a
25 mm ϕ extruder for the adhesive resin layers, a 20 mm ϕ
extruder for the EVOH layer, respectively. The temperature
20 for extrusion was 220°C for each resin, and the
temperatures in a die section and a feedblock section were
also 220°C.

[0112]

Taking the multilayered films thus obtained, a
25 particle diameter of the EVOH (E) in the resin composition
(A) layer was measured. Results are shown in Table 2.

[0113]

The multilayered film thus obtained was thermoformed
to obtain a thermoformed container. Forming conditions
30 were as follows.

Thermoforming Machine: vacuum pressure deep draw forming machine, model FX-0431-3 (manufactured by Asano Seisakusho)

Compressed Air Pressure: atmospheres of 5 kgf/cm²

Die Shape (Round Cup Shape): top of 75 mm ϕ , bottom of 60 mm ϕ , depth of 30 mm, drawing ratio S = 0.4)

Die Temperature: 70°C

Sheet Temperature: 130°C

Heater Temperature: 400°C

Plug Dimensions: 45 ϕ × 65 mm

10 Plug Temperature: 120°C

[0114]

An appearance of the thermoformed container thus obtained was evaluated and results are shown in Table 2.

[0115]

15 Example 2

A multilayered film was prepared in a same manner as Example 1 other than using the masterbatch (MB2) instead of the masterbatch (MB1) to obtain a thermoformed container for evaluation. The layer constitution is shown in Table 1, and the composition of the resin composition (A) and evaluation results of the multilayer structure are collectively shown in Table 2.

[0116]

Example 3

25 A multilayered film was prepared in a same manner as Example 1 other than defining a layer thickness of the multilayer structure used for production of the recovery in Example 1 as polyolefin layer / adhesive resin layer / EVOH layer / adhesive resin layer / polyolefin layer = 390 μ m/3.5 μ m/7 μ m/3.5 μ m/390 μ m to obtain a thermoformed

30

container for evaluation. The mass ratio of each component of the recovery was PP-1 / EVOH-1 / adhesive resin = 98.0/1.1/0.9. The layer constitution is shown in Table 1, and the composition of the resin composition (A) and evaluation results of the multilayer structure are collectively shown in Table 2.

[0117]

Example 4

A multilayered film was prepared in a same manner as Example 1 other than defining a layer thickness of the multilayer film in Example 1 as polyolefin layer / resin composition (A) layer / adhesive resin layer / EVOH layer / adhesive resin layer / resin composition (A) layer / polyolefin layer = 220 μm /120 μm /30 μm /60 μm /30 μm /120 μm /220 μm to obtain a thermoformed container for evaluation. The layer constitution is shown in Table 1, and the composition of the resin composition (A) and evaluation results of the multilayer structure are collectively shown in Table 2.

[0118]

Example 5

A multilayered film was prepared in a same manner as Example 1 other than using the masterbatch (MB3) instead of the masterbatch (MB1) to obtain a thermoformed container for evaluation. The layer constitution is shown in Table 1, and the composition of the resin composition (A) and evaluation results of the multilayer structure are collectively shown in Table 2.

[0119]

Example 6

A multilayered film was prepared in a same manner as Example 1 other than defining a layer thickness of the multilayer structure used for production of the recovery in Example 1 as polyolefin layer / adhesive resin layer / EVOH layer / adhesive resin layer / polyolefin layer = 200 μm/20 μm/120 μm/20 μm/200 μm and using the masterbatch (MB4) instead of the masterbatch (MB1) to obtain a thermoformed container for evaluation. The mass ratio of each component of the recovery was PP-1 / EVOH-1 / adhesive resin = 67.4/25.8/6.7. The layer constitution is shown in Table 1, and the composition of the resin composition (A) and evaluation results of the multilayer structure are collectively shown in Table 2.

[0120]

15 Example 7

A multilayered film was prepared in a same manner as Example 1 other than using the masterbatch (MB5) instead of the masterbatch (MB1) to obtain a thermoformed container for evaluation. The layer constitution is shown in Table 1, and the composition of the resin composition (A) and evaluation results of the multilayer structure are collectively shown in Table 2.

[0121]

Example 8

25 A multilayered film was prepared in a same manner as Example 1 other than using the masterbatch (MB6) instead of the masterbatch (MB1) to obtain a thermoformed container for evaluation. The layer constitution is shown in Table 1, and the composition of the resin composition (A) and
30 evaluation results of the multilayer structure are

collectively shown in Table 2.

[0122]

Example 9

A multilayered film was prepared in a same manner as
5 Example 1 other than defining a layer constitution and a
layer thickness of the multilayer film in Example 1 as
polyolefin layer / resin composition (A) layer / adhesive
resin layer / EVOH layer / adhesive resin layer / resin
composition (A) layer = 120 μm /220 μm /30 μm /60 μm /30 μm /340
10 μm and carrying out four-type six-layer coextrusion to
obtain a thermoformed container for evaluation. When
obtaining the thermoformed container, the polyolefin layer
was set as the innermost layer. The layer constitution is
shown in Table 1, and the composition of the resin
15 composition (A) and evaluation results of the multilayer
structure are collectively shown in Table 2.

[0123]

Comparative Example 1

A multilayered film was prepared in a same manner as
20 Example 1 other than using the masterbatch (MB7) instead of
the masterbatch (MB1) to obtain a thermoformed container
for evaluation. The layer constitution is shown in Table 1,
and the composition of the resin composition (A) and
evaluation results of the multilayer structure are
25 collectively shown in Table 2.

[0124]

Comparative Example 2

A multilayered film was prepared in a same manner as
Example 1 other than defining a layer thickness of the
30 multilayer structure used for production of the recovery in

Example 1 as polyolefin layer / adhesive resin layer / EVOH layer / adhesive resin layer / polyolefin layer = 200 μm /20 μm /120 μm /20 μm /200 μm to obtain a thermoformed container for evaluation. The mass ratio of each component of the recovery was PP-1 / EVOH-1 / adhesive resin = 67.4/25.8/6.7. The layer constitution is shown in Table 1, and the composition of the resin composition (A) and evaluation results of the multilayer structure are collectively shown in Table 2.

10 [0125]

Comparative Example 3

A multilayered film was prepared in a same manner as Example 1 other than defining a layer thickness of the multilayer film in Example 1 as polyolefin layer / resin composition (A) layer / adhesive resin layer / EVOH layer / adhesive resin layer / resin composition (A) layer / polyolefin layer = 320 μm /20 μm /30 μm /60 μm /30 μm /20 μm /320 μm to obtain a thermoformed container for evaluation. The layer constitution is shown in Table 1, and the composition of the resin composition (A) and evaluation results of the multilayer structure are collectively shown in Table 2.

[0126]

Comparative Example 4

A multilayered film was prepared in a same manner as Example 1 other than defining a layer thickness of the multilayer film in Example 1 as polyolefin layer / resin composition (A) layer / adhesive resin layer / EVOH layer / adhesive resin layer / resin composition (A) layer / polyolefin layer = 20 μm /320 μm /30 μm /60 μm /30 μm /320 μm /20 μm to obtain a thermoformed container for evaluation. The

layer constitution is shown in Table 1, and the composition of the resin composition (A) and evaluation results of the multilayer structure are collectively shown in Table 2.

[0127]

5 Comparative Example 5

A multilayered film was prepared in a same manner as Example 1 other than using the masterbatch (MB8) instead of the masterbatch (MB1) to obtain a thermoformed container for evaluation. The layer constitution is shown in Table 1,
10 and the composition of the resin composition (A) and evaluation results of the multilayer structure are collectively shown in Table 2.

[0128]

[Table 1]

	Example 1	Example 2	Example 3	Example 4	Example 5	Example 6	Example 7	Example 8	Example 9	Comparative Example 1	Comparative Example 2	Comparative Example 3	Comparative Example 4	Comparative Example 5
Polyolefin (C) Layer	120	120	120	220	120	120	120	120	-	120	120	320	20	120
Resin Composition (A) Layer	220	220	220	120	220	220	220	220	340	220	220	20	320	220
Adhesive Layer	30	30	30	30	30	30	30	30	30	30	30	30	30	30
EVOH (B) Layer	60	60	60	60	60	60	60	60	60	60	60	60	60	60
Adhesive Layer	30	30	30	30	30	30	30	30	30	30	30	30	30	30
Resin Composition (A) Layer	220	220	220	120	220	220	220	220	220	220	220	20	320	220
Polyolefin (C) Layer	120	120	120	220	120	120	120	120	120	120	120	320	20	120
Total Thickness	800	800	800	800	800	800	800	800	800	800	800	800	800	800
EVOH (B) Layer Thickness Ratio	7.5	7.5	7.5	7.5	7.5	7.5	7.5	7.5	7.5	7.5	7.5	7.5	7.5	7.5

[0129]

[Table 2]

		Example 1	Example 2	Example 3	Example 4	Example 5	Example 6	Example 7	Example 8	Example 9	Comparative Example 1	Comparative Example 2	Comparative Example 3	Comparative Example 4	Comparative Example 5	
Composition	Polyolefin (D)	D-1	83.3	83.3	98.0	83.3	83.3	67.4	83.3	83.3	83.3	67.4	83.3	83.3	83.3	
	EVOH (E)	E-1	9.4	9.4	1.1	9.4	9.4	25.8	9.4	9.4	9.4	25.8	9.4	9.4	9.4	
	S-EVOH (F1)	F-1	0.75	0.43	0.75	0.75	0.75	1.5	0	0	0.75	0.15	0.75	0.75	0	
	Acid-modified EVA (F2)	F-2	0	0	0	0	0	0	0.75	0.75	0	0	0	0	0.30	
	EVAc (G)	G-1	2.02	2.34	2.02	2.02	0	1.27	2.02	0	2.02	2.54	2.02	2.02	2.47	
	Metal Salt (H) of Fatty Acid	H-1	0.15	0.15	0.15	0.15	0.15	0.15	0.15	0.15	0.15	0.15	0.15	0.15	0.15	0.15
	Hydrotalcite (I)	I-1	0.075	0.075	0.075	0.075	0.075	0.075	0.075	0.075	0.075	0.15	0.075	0.075	0.075	0.075
	Adhesive Resin		7.3	7.3	0.9	7.3	7.3	6.7	7.3	7.3	7.3	7.3	6.7	7.3	7.3	7.3
	Antioxidant		0.006	0.006	0.006	0.006	0.006	0.006	0.006	0.006	0.006	0.006	0.006	0.006	0.006	0.006
	LDPE		0	0	0	0	2.02	0	0	2.02	0	0	0	0	0	0
E/(F1 + F2)			12.5	21.9	1.5	12.5	12.5	17.2	12.5	12.5	62.7	34.4	12.5	12.5	31.3	
G/(F1 + F2)			2.69	5.44	2.69	2.69	0	0.85	2.69	0	2.69	16.9	2.69	2.69	8.23	
(E) ⁻¹			9.1	9.1	1.0	9.1	9.1	25.1	9.1	9.1	9.1	25.1	9.1	9.1	9.1	
Dispersed Particle Size of EVOH (E) (μm)			1.2	1.4	1.2	1.2	1.7	1.7	1.1	1.5	1.2	2.1	2.3	1.2	1.9	
R before Retort Processing ²			0.6	0.6	0.6	0.6	0.6	0.6	0.6	0.7	0.6	0.6	0.6	0.7	0.6	
R after Retort Processing ²			3.7	3.8	4.9	5.7	4.2	5.9	3.6	3.9	3.6	7.2	9.7	6.3	6.2	
Appearance			A	A	A	A	A	A	A	A	A	B	A	B	A	

*: % of EVOH (E) in Resin Composition (A)

*: g/m² · day · atm

[0130]

From the results in Table 2, it is understood that the multilayer structures of Examples 1 through 9 having all of the mass ratio $[E/(F1 + F2)]$ of the EVOH (E) to the total amount of the S-EVOH (F1) and the acid-modified EVAc (F2), the dispersed particle diameter of the EVOH (E), the layer thickness of the resin composition (A), and the layer thickness of the polyolefin (C) in the scope of the present claims were excellent in all of the OTR before retort processing, the OTR after retort processing, and the appearance.

[0131]

Comparative Examples 1, 2, and 5 having the high mass ratio $[E/(F1 + F2)]$ of the EVOH (E) to the total amount of the S-EVOH (F1) and the acid-modified EVAc (F2) and the large dispersed particle diameter of the EVOH (E) had the defective OTRs after retort processing. Comparative Example 3 having the thin layers of the resin composition (A) had the defective OTR after retort processing, and Comparative Example 4 having the thin layers of the polyolefin (C) had the defective appearance.

CLAIMS

1. A multilayer structure, comprising: a layer of a resin composition (A); a layer of a saponified ethylene-vinyl acetate copolymer (B) having an ethylene content of from 20 to 65 mol% and having a degree of saponification of vinyl acetate units of 96% or more; and a layer of polyolefin (C) arranged on one side or both sides of those layers, wherein

the resin composition (A) contains polyolefin (D), a saponified ethylene-vinyl acetate copolymer (E) having an ethylene content of from 20 to 65 mol% and having a degree of saponification of vinyl acetate units of 96% or more, and a saponified ethylene-vinyl acetate copolymer (F1) having an ethylene content of from 68 to 98 mol% and having a degree of saponification of vinyl acetate units of 20% or more and/or an acid-modified ethylene-vinyl acetate copolymer (F2) having an ethylene content of from 68 to 98 mol%,

the resin composition (A) contains from 0.3 to 2.0 mass% of the saponified ethylene-vinyl acetate copolymer (F1) and/or the acid-modified ethylene-vinyl acetate copolymer (F2),

the saponified ethylene-vinyl acetate copolymer (E) has a mass ratio $[E/(F1 + F2)]$ of from 0.05 to 30 to a total amount of the saponified ethylene-vinyl acetate copolymer (F1) and the acid-modified ethylene-vinyl acetate copolymer (F2),

the polyolefin (D) has the saponified ethylene-vinyl acetate copolymer (E) having an average particle diameter of from 0.1 to 1.8 μm dispersed in a matrix thereof,

the layer of the resin composition (A) has a thickness of from 50 to 1000 μm ,

the layer of the polyolefin (C) has a thickness of from 25 to 1000 μm , and

the structure has an oxygen transmission rate after 24 hours passed since retort processed for 30 minutes at 120°C and 0.15 MPa of from 0.1 to 6 $\text{cc}/\text{m}^2 \cdot \text{day} \cdot \text{atm}$.

2. The multilayer structure according to claim 1, comprising: the layer of the resin composition (A); the layer of the saponified ethylene-vinyl acetate copolymer (B); and layers of the polyolefin (C) arranged on both sides sandwiching those layers, wherein

both layers of the polyolefin (C) on both sides have a thickness of from 25 to 1000 μm .

3. The multilayer structure according to claim 1 or 2, wherein the resin composition (A) further contains an unmodified ethylene-vinyl acetate copolymer (G), and the unmodified ethylene-vinyl acetate copolymer (G) has a mass ratio $[G/(F1 + F2)]$ to the total amount of the saponified ethylene-vinyl acetate copolymer (F1) and the acid-modified ethylene-vinyl acetate copolymer (F2) of from 0.1 to 15.

4. The multilayer structure according to any one of claims 1 to 3, wherein the resin composition (A) contains from 2 to 20 mass% of the saponified ethylene-vinyl acetate copolymer (E).

5. The multilayer structure according to any one of claims 1 to 4, wherein layers of the resin composition (A) are arranged on both sides sandwiching the layer of the saponified ethylene-vinyl acetate copolymer (B), and the layer of the polyolefin (C) is further arranged on one side or both sides of all those layers.

6. The multilayer structure according to claim 5, wherein layers of the resin composition (A) are arranged on both sides sandwiching the layer of the saponified ethylene-vinyl acetate copolymer (B), and layers of the polyolefin (C) are further arranged on both sides sandwiching all those layers.

7. The multilayer structure according to any one of claims 1 to 6, wherein the layer of the saponified ethylene-vinyl acetate copolymer (B) has a thickness of from 6 to 12% of a thickness of the entire multilayer structure.

8. The multilayer structure according to any one of claims 1 to 7, wherein the entire multilayer structure has a thickness of from 200 to 10000 μm .

9. The multilayer structure according to any one of claims 1 to 8, wherein the polyolefin (C) has a melting point of from 120 to 220°C.

10. A multilayer structure as defined in claim 1 and substantially as herein described with reference to the Examples, but excluding the Comparative Examples.

11. A method of producing the multilayer structure according to any one of claims 1 to 10, comprising melt molding the structure using

the resin composition (A) obtained by melt kneading a scrap of a multilayer structure, having a layer of the polyolefin (D) and a layer of the saponified ethylene-vinyl acetate copolymer (E), and the saponified ethylene-vinyl acetate copolymer (F1) and/or the acid-modified ethylene-vinyl acetate copolymer (F2),

the saponified ethylene-vinyl acetate copolymer (B), and
the polyolefin (C).

12. A method of producing the multilayer structure of any one of claims 1 to 10, which method is defined in claim 11 and is substantially as herein described with reference to the Examples, but excluding the Comparative Examples.

13. A multilayer container, comprising the multilayer structure according to any one of claims 1 to 10.

14. The multilayer container according to claim 13, wherein the container is for retort processing.

15. A package, comprising: the multilayer container according to claim 13; and a content filled in the container.

16. The package according to claim 15, wherein the package is a retort processed package.

Kuraray Co., Ltd.

Patent Attorneys for the Applicant/Nominated Person

SPRUSON & FERGUSON