



US00D413893S

United States Patent [19]

[11] Patent Number: **Des. 413,893**

Luzbetak et al.

[45] Date of Patent: **** Sep. 14, 1999**

[54] TELEPHONE ACCESSORY

4,607,900 8/1986 Andrews et al. 379/445

[75] Inventors: **Mark A. Luzbetak**, Chicago; **David W. Trahan**, Grayslake; **Iulius Lucaci**, Wheeling, all of Ill.

OTHER PUBLICATIONS

US Design Application Ser. No. 29/080,060, Applicants: Lohrding, Bradley et al., Entitled: Headphone Jack Accessory, Filed on Nov. 26, 1997, in the name of Motorola, Inc.

[73] Assignee: **Motorola, Inc.**, Schaumburg, Ill.

Primary Examiner—Joel Sincavage
Attorney, Agent, or Firm—Rolland R. Hackbart

[**] Term: **14 Years**

[57] CLAIM

[21] Appl. No.: **29/085,201**

We claim the ornamental design for a telephone accessory, as shown and described.

[22] Filed: **Mar. 18, 1998**

DESCRIPTION

[51] LOC (6) Cl. **14-03**

[52] U.S. Cl. **D14/240; D13/147; D13/154**

[58] Field of Search D13/146, 147;
D14/256, 240, 107; 455/557; 439/620;
379/441, 442, 443, 445

FIG. 1 is a front, bottom, and right side perspective view showing our new design for a telephone accessory, with broken line matter for illustrative purposes only and forming no part of the claimed design;

[56] References Cited

U.S. PATENT DOCUMENTS

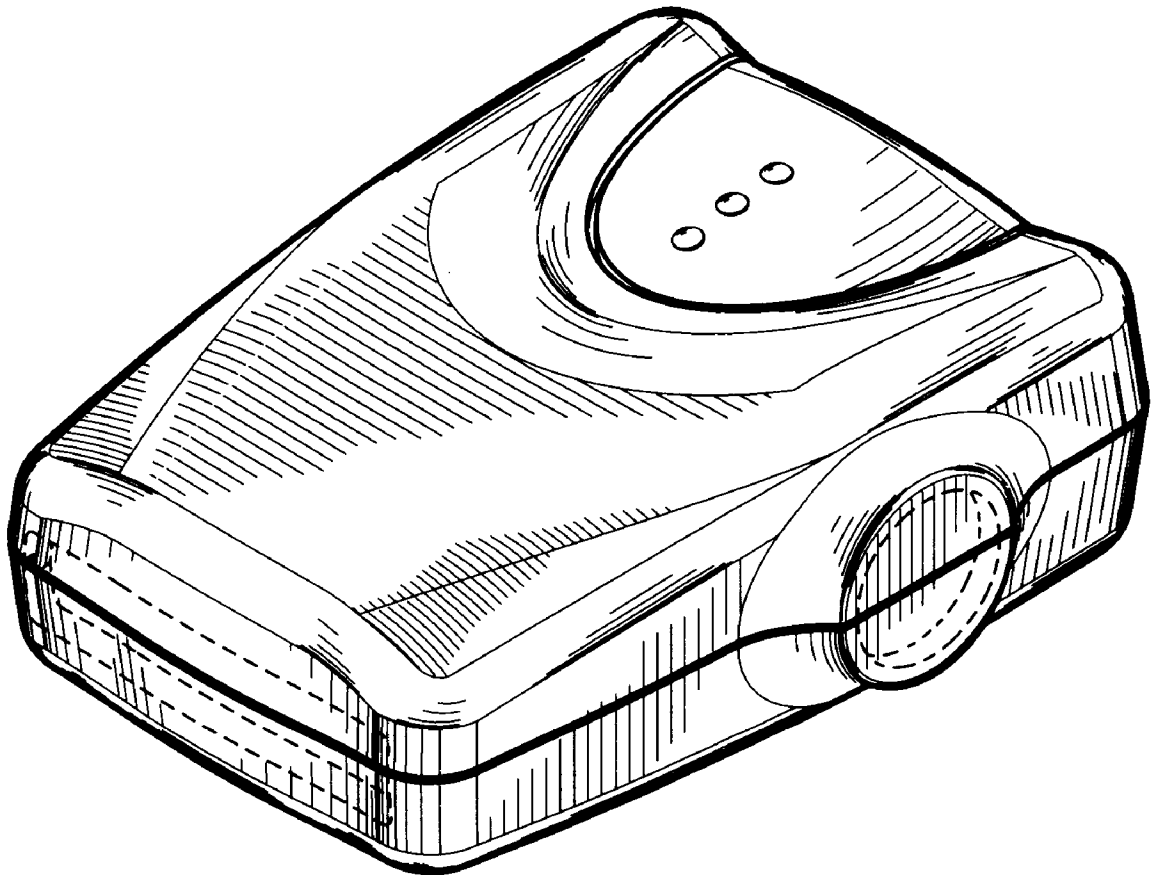
D. 332,600	1/1993	Lucey et al.	D13/147
D. 338,193	8/1993	Sasaki	D14/107
D. 339,807	9/1993	Tattari et al.	D14/240
D. 357,667	4/1995	Lucey et al.	D13/147
D. 370,463	6/1996	Nagele et al.	D13/147
D. 386,473	11/1997	England et al.	D13/147

FIG. 2 is a rear elevation view of the telephone accessory according to FIG. 1;

FIG. 3 is a left side elevation view of the telephone accessory according to FIG. 1; and,

FIG. 4 is a top plan view of the telephone accessory according to FIG. 1, with broken line matter for illustrative purposes only and forming no part of the claimed design.

1 Claim, 2 Drawing Sheets



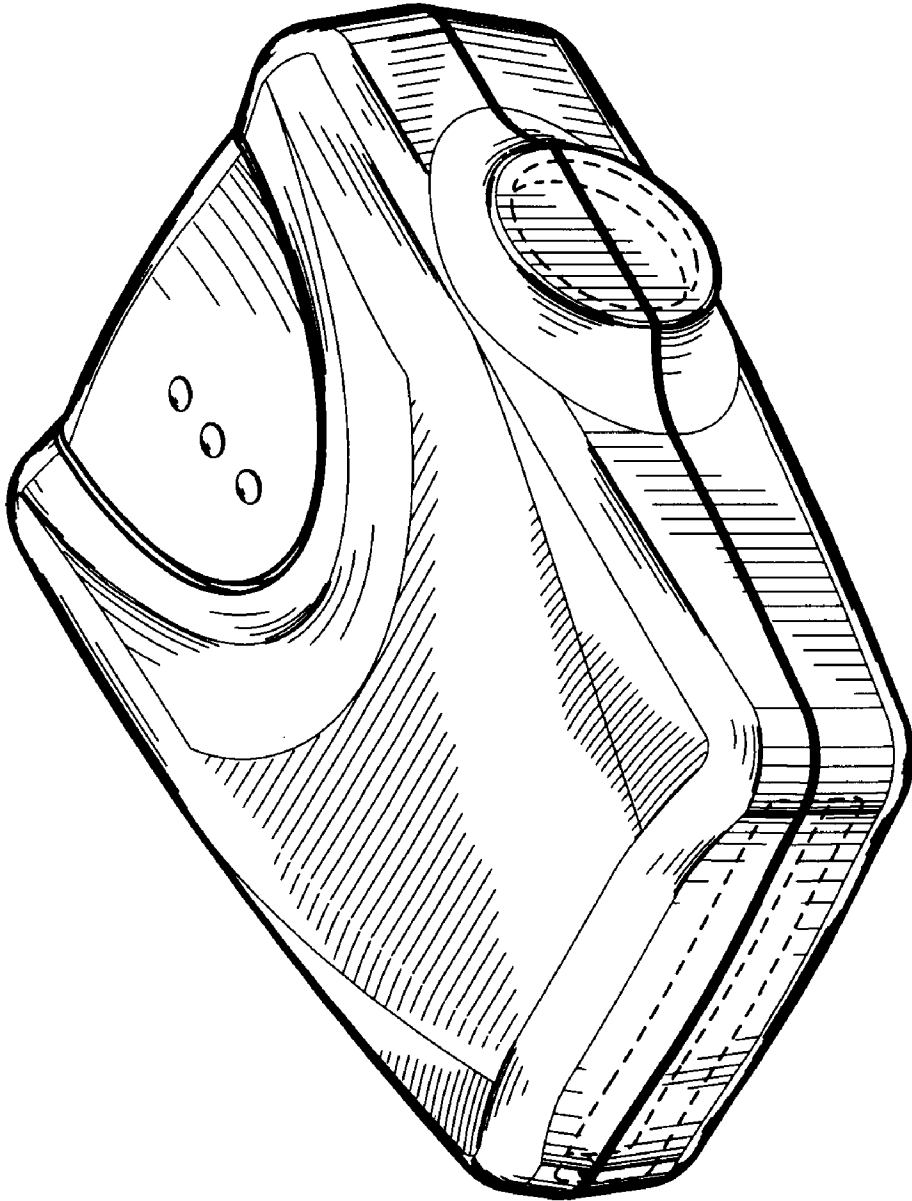


FIG. 1

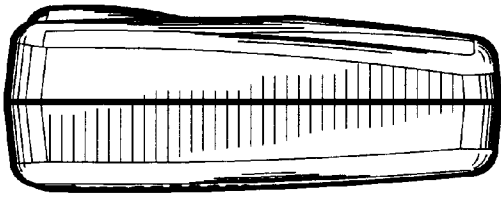


FIG. 3

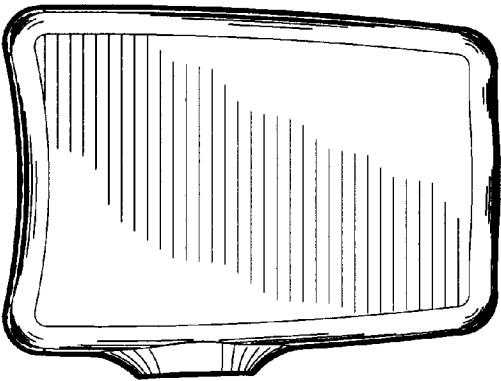


FIG. 2

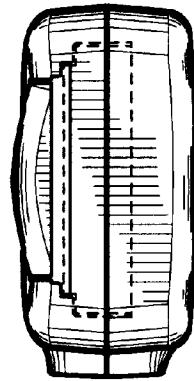


FIG. 4