



US00D343017S

United States Patent [19]

[11] **Patent Number: Des. 343,017**

Montgomery, II et al.

[45] **Date of Patent: ** Jan. 4, 1994**

[54] **DECELERATION WARNING LIGHT**

D. 171,909 4/1954 Nelson D20/10

[76] Inventors: **Alexander C. Montgomery, II**, 2521 W. Blackburn, Springfield, Mo. 65807; **Jerry W. Wood**, 1219 E. Berkley, Springfield, Mo. 65804

Primary Examiner—Susan J. Lucas
Attorney, Agent, or Firm—Hugh E. Smith

[**] Term: **14 Years**

[57] **CLAIM**

The ornamental design for a deceleration warning light, as shown and described.

[21] Appl. No.: **886,491**

DESCRIPTION

[22] Filed: **May 22, 1992**

[52] U.S. Cl. **D26/35**

[58] **Field of Search** 362/61, 80, 80.1, 83, 362/83.3, 812, 240; 340/463-479; D26/28-36; ; D10/114

FIG. 1 is a front elevational view of the deceleration warning light showing my new design; FIG. 2 is a rear elevational view thereof; FIG. 3 is a left side elevational view thereof; FIG. 4 is a right side elevational view thereof; FIG. 5 is a top plan view thereof; FIG. 6 is a bottom plan view thereof; and, FIG. 7 is a front perspective view thereof on a reduced scale, the fragmentary car being shown in broken lines for illustrative purposes only.

[56] **References Cited**

U.S. PATENT DOCUMENTS

D. 65,354 7/1924 Shettlemore D26/35
D. 71,341 10/1926 Woller D26/35

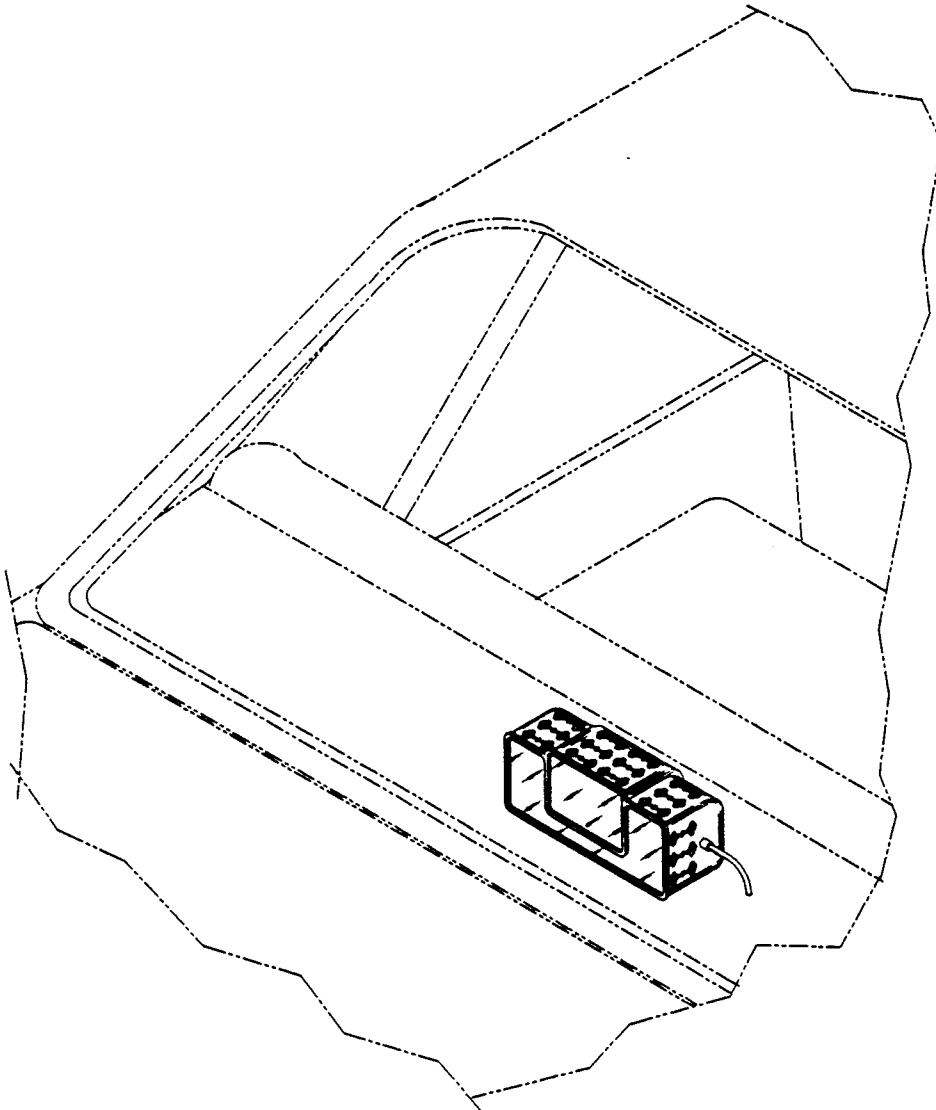


FIG. 1

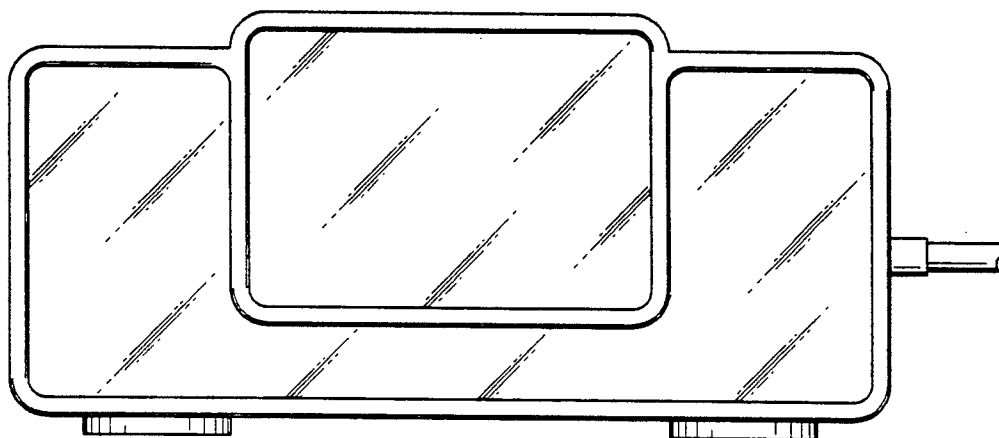


FIG. 2

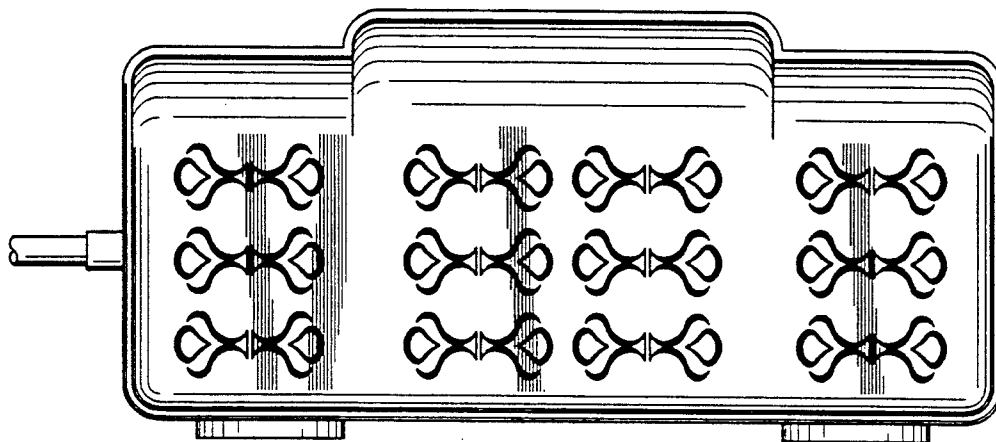


FIG. 3

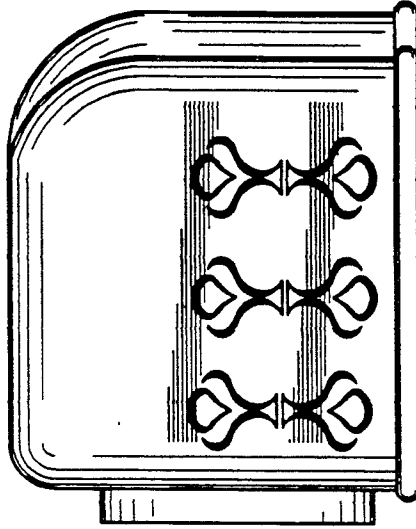


FIG. 4

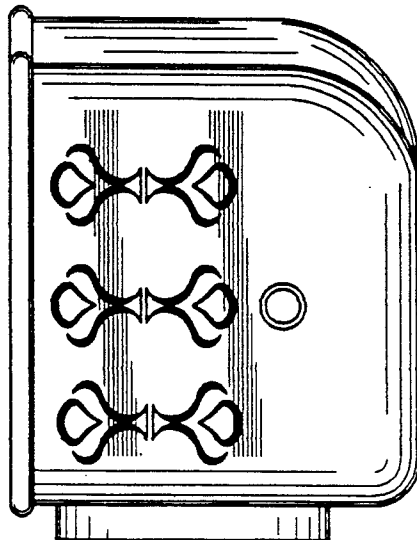


FIG. 5

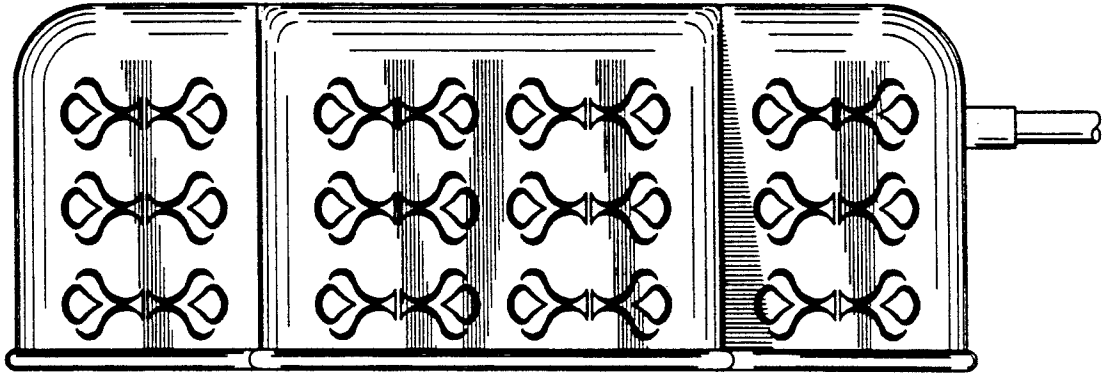


FIG. 6

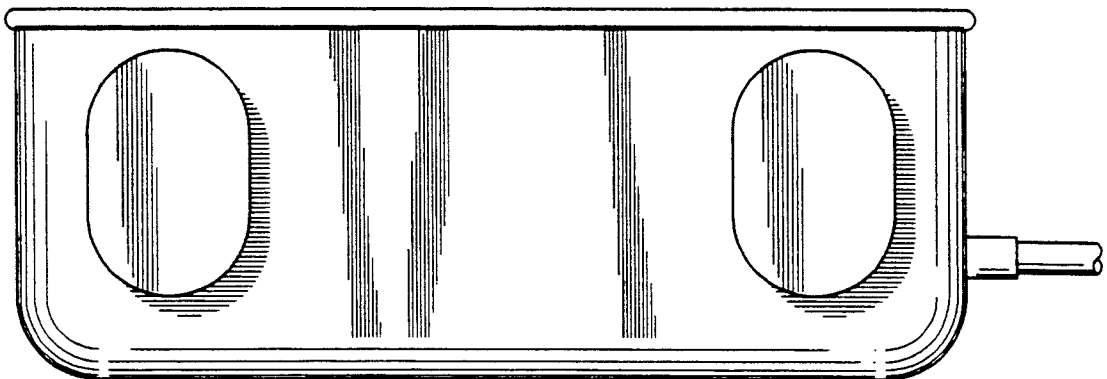


FIG. 7

