

(12) INTERNATIONAL APPLICATION PUBLISHED UNDER THE PATENT COOPERATION TREATY (PCT)

(19) World Intellectual Property Organization
International Bureau



(43) International Publication Date
14 August 2003 (14.08.2003)

PCT

(10) International Publication Number
WO 03/066024 A1

(51) International Patent Classification⁷: **A61K 9/10**,
9/14, 9/72, 31/58, A61P 11/02, 5/44

(21) International Application Number: PCT/GB03/00504

(22) International Filing Date: 4 February 2003 (04.02.2003)

(25) Filing Language: English

(26) Publication Language: English

(30) Priority Data:
10/067,020 4 February 2002 (04.02.2002) US

(71) Applicant (for all designated States except US): **GLAXO GROUP LIMITED** [GB/GB]; Glaxo Wellcome House, Berkeley Avenue, Greenford, Middlesex UB6 0NN (GB).

(72) Inventors; and

(75) Inventors/Applicants (for US only): **BIGGADIKE, Keith** [GB/GB]; GlaxoSmithKline, Gunnels Wood Road, Stevenage, Hertfordshire SG1 2NY (GB). **BUXTON, Ian** [GB/CA]; GlaxoSmithKline Inc., 7333 Mississauga Road North, Mississauga, Ontario L5N 6L4 (CA). **COOTE, Steven, John** [GB/GB]; GlaxoSmithKline, Gunnels Wood Road, Stevenage, Hertfordshire SG1 2NY (GB). **NICE, Rosalyn, Kay** [GB/GB]; GlaxoSmithKline, Gunnels Wood Road, Stevenage, Hertfordshire SG1 2NY (GB). **REED, Kenton, Lewis** [US/CA]; GlaxoSmithKline Inc., 7333 Mississauga Road North, Mississauga, Ontario L5N 6L4 (CA). **SAYANI, Aryn** [US/CA]; GlaxoSmithKline

Inc., 7333 Mississauga Road North, Mississauga, Ontario L5N 6L4 (CA). **SHARMA, Avinash, Chander** [IN/CA]; GlaxoSmithKline Inc., 7333 Mississauga Road North, Mississauga, Ontario L5N 6L4 (CA).

(74) Agent: **GIDDINGS, Peter, John**; GlaxoSmithKline, Corporate Intellectual Property (CN925.1), 980 Great West Road, Brentford, Middlesex TW8 9GS (GB).

(81) Designated States (national): AE, AG, AL, AM, AT, AU, AZ, BA, BB, BG, BR, BY, BZ, CA, CH, CN, CO, CR, CU, CZ, DE, DK, DM, DZ, EC, EE, ES, FI, GB, GD, GE, GH, GM, HR, HU, ID, IL, IN, IS, JP, KE, KG, KP, KR, KZ, LC, LK, LR, LS, LT, LU, LV, MA, MD, MG, MK, MN, MW, MX, MZ, NO, NZ, OM, PH, PL, PT, RO, RU, SC, SD, SE, SG, SK, SL, TJ, TM, TN, TR, TT, TZ, UA, UG, US, UZ, VC, VN, YU, ZA, ZM, ZW.

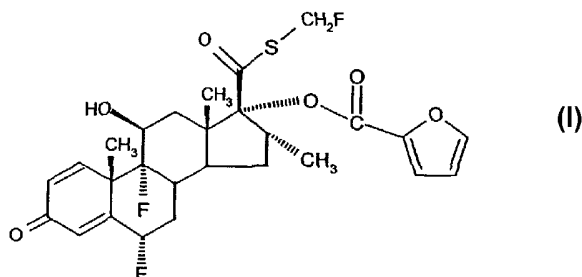
(84) Designated States (regional): ARIPO patent (GH, GM, KE, LS, MW, MZ, SD, SL, SZ, TZ, UG, ZM, ZW), Eurasian patent (AM, AZ, BY, KG, KZ, MD, RU, TJ, TM), European patent (AT, BE, BG, CH, CY, CZ, DE, DK, EE, ES, FI, FR, GB, GR, HU, IE, IT, LU, MC, NL, PT, SE, SI, SK, TR), OAPI patent (BF, BJ, CF, CG, CI, CM, GA, GN, GQ, GW, ML, MR, NE, SN, TD, TG).

Published:

— with international search report

For two-letter codes and other abbreviations, refer to the "Guidance Notes on Codes and Abbreviations" appearing at the beginning of each regular issue of the PCT Gazette.

(54) Title: PHARMACEUTICAL FORMULATION COMPRISING AN AQUEOUS SUSPENSION OF AN ANDROSTANE DERIVATIVE FOR THE TREATMENT OF INFLAMMATORY AND ALLERGIC CONDITIONS



(57) Abstract: There is provided a pharmaceutical formulation comprising an aqueous suspension of particulate compound of formula (I) or a solvate thereof.



WO 03/066024 A1

PHARMACEUTICAL FORMULATION COMPRISING AN AQUEOUS SUSPENSION OF AN ANDROSTANE DERIVATIVE FOR THE TREATMENT OF INFLAMMATORY AND ALLERGIC CONDITIONS

This application is a Continuation-in-part of United States Patent Application Serial No. 09/958050 filed on 2 October 2001, which is a 35 USC 371 US National Phase of International Patent Application No. PCT.GB01.03495 filed 3 August 2001, which claims priority from United Kingdom Patent Application No. GB 0019172.6 filed 5 August 2000.

The present invention relates to pharmaceutical formulations containing an anti-inflammatory and anti-allergic compound of the androstane series and to processes for their preparation. The present invention also relates to therapeutic uses thereof, particularly for the treatment of inflammatory and allergic conditions.

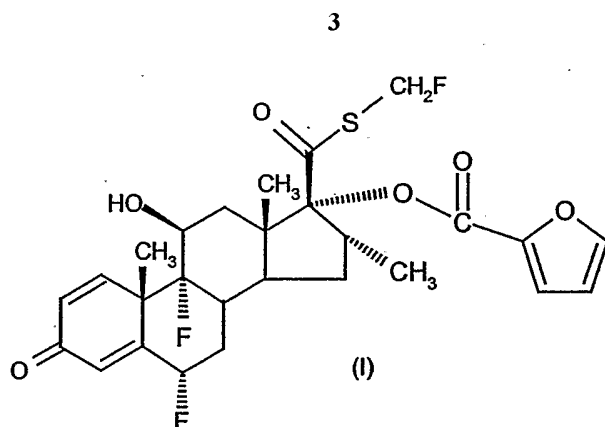
Glucocorticoids which have anti-inflammatory properties are known and are widely used for the treatment of inflammatory disorders or diseases such as asthma and rhinitis. For example, US Patent 4335121 discloses 6α , 9α -Difluoro- 17α -(1-oxopropoxy)- 11β -hydroxy- 16α -methyl-3-oxo-androsta-1,4-diene- 17β -carbothioic acid S-fluoromethyl ester (known by the generic name of fluticasone propionate) and derivatives thereof. The use of glucocorticoids generally, and especially in children, has been limited in some quarters by concerns over potential side effects. The side effects that are feared with glucocorticoids include suppression of the Hypothalamic-Pituitary-Adrenal (HPA) axis, effects on bone growth in children and on bone density in the elderly, ocular complications (cataract formation and glaucoma) and skin atrophy. Certain glucocorticoid compounds also have complex paths of metabolism wherein the production of active metabolites may make the pharmacodynamics and pharmacokinetics of such compounds difficult to understand. Whilst the modern glucocorticoids are very much safer than those originally introduced, it remains an object of research to produce new molecules and formulations of old and new molecules which have excellent anti-inflammatory properties, with predictable pharmacokinetic and pharmacodynamic properties, with an attractive side effect profile, and with a convenient treatment regime.

In PCT.GB01.03495 we have a novel glucocorticoid compound which substantially meets these objectives. We have now identified a formulation of the novel glucocorticoid compound in particular one suitable for intranasal administration.

Many millions of individuals suffer from seasonal and perennial allergic rhinitis worldwide. Symptoms of seasonal and perennial allergic rhinitis include nasal itch, congestion, runny nose, sneezing and watery eyes. Seasonal allergic rhinitis is commonly known as 'hay fever'. It is caused by allergens which are present in the air at specific times of the year, for example tree pollen during Spring and Summer. Perennial allergic rhinitis is caused by allergens which are present in the environment during the entire year, for example dust mites, mould, mildew and pet dander.

- 10 To formulate an effective pharmaceutical nasal composition, the medicament must be delivered readily to all portions of the nasal cavities (the target tissues) where it performs its pharmacological function. Additionally, the medicament should remain in contact with the target tissues for relatively long periods of time. The longer the medicament remains in contact with the target tissues, the medicament must be
- 15 capable of resisting those forces in the nasal passages that function to remove particles from the nose. Such forces, referred to as 'mucociliary clearance', are recognised as being extremely effective in removing particles from the nose in a rapid manner, for example, within 10-30 minutes from the time the particles enter the nose.
- 20 Other desired characteristics of a nasal composition are that it must not contain ingredients which cause the user discomfort, that it has satisfactory stability and shelf-life properties, and that it does not include constituents that are considered to be detrimental to the environment, for example ozone depleters. In the case of administration of glucocorticoids, the potential for any undesirable side effects should
- 25 preferably be minimised.

Thus, according to one aspect of the invention, there is provided a pharmaceutical formulation comprising an aqueous suspension of particulate compound of formula (I)



or a solvate thereof.

- 5 Preferably, the formulation will contain one or more suspending agents.

Preferably, the formulation will contain one or more preservatives.

Preferably, the formulation will contain one or more wetting agents.

10

Preferably, the formulation will contain one or more isotonicity adjusting agents.

According to one particular aspect of the present invention we provide a pharmaceutical formulation which comprises:

- 15 (i) an aqueous suspension of particulate compound of formula (I) or a solvate thereof;
- (ii) one or more suspending agents;
- (iii) one or more preservatives;
- (iv) one or more wetting agents; and
- 20 (v) one or more isotonicity adjusting agents.

The formulations of the present invention may be stabilised by appropriate selection of pH. Typically, the pH will be adjusted to between 4.5 and 7.5, preferably between 5.0 and 7.0, especially around 6.0.

25

Examples of pharmaceutically acceptable materials which can be used to adjust the pH of the formulation include hydrochloric acid and sodium hydroxide. Preferably, the pH of the formulation will be adjusted using hydrochloric acid.

The aqueous component is preferably a high grade quality of water, most preferably purified water.

- 5 The active compound of formula (I) or solvate thereof will suitably have a mass mean diameter (MMD) of less than 20 μ m, preferably between 0.5-10 μ m, especially between 1-5 μ m. If particle size reduction is necessary, this may be achieved by techniques such as micronisation and/or microfluidisation.
- 10 Particularly preferred MMDs are between 2-4 μ m.

In some preferred embodiments, if necessary, particle size reduction may be achieved by micronisation.

- 15 In other preferred embodiments, particle size reduction may be achieved by microfluidisation.

- Preferably, the particles will be crystalline, prepared for example by a process which comprises mixing in a continuous flow cell in the presence of ultrasonic radiation a
- 20 flowing solution of compound of formula (I) or solvate thereof as medicament in a liquid solvent with a flowing liquid antisolvent for said medicament (as described in International Patent Application PCT.GB99.04368).

- A pharmaceutically effective amount of particulate compound of formula (I) or solvate
- 25 thereof is present within the formulation, in an amount which is preferably between 0.005% and 1% (w/w), preferably between 0.01% and 0.5% (w/w), especially 0.05-0.1% (w/w) based on the total weight of the formulation. Typically, 50 μ l of suspension will contain 50 μ g of compound of formula (I) or solvate thereof.

- 30 Examples of suspending agents include carboxymethylcellulose, veegum, tragacanth, bentonite, methylcellulose and polyethylene glycols. Preferably, the suspending agent will be microcrystalline cellulose and carboxy methylcellulose sodium, most preferably used as the branded product Avicel RC591 (which typically contains 87-91% microcrystalline cellulose and 9 -13% carboxy methylcellulose

sodium). Particulate microcrystalline cellulose will preferably have a particle size in the range 1 to 100 μ m. We believe that Avicel RC591 acts as a suspending agent by imparting thixotropic properties to the formulation, wherein the formulation may become a stable suspension upon being stirred, shaken or otherwise disturbed.

5

Preferably, the thixotropic nature of the suspending agent will ensure that the formulation assumes a gel like appearance at rest, wherein the particulate medicament is dispersed and suspended substantially uniformly, characterised by a high viscosity value. Once the composition is subjected to shear forces, such as those caused by agitation prior to spraying, the viscosity of the formulation will preferably decrease to such a level to enable it to flow readily through the spray device and exit as a spray of fine particles in a mist. These particles will then be capable of infiltrating the mucosal surfaces of the anterior regions of the nose (frontal nasal cavities), the frontal sinus, the maxillary sinuses and the turbinates which overlie the conchas of the nasal cavities. Once deposited, the viscosity of the formulation will preferably increase to a sufficient level to assume its gel-like form and resist being cleared from the nasal passages by the inherent mucociliary forces that are present in the nasal cavities.

10

15

When the formulation of the present invention comprises a suspending agent, it will be desirably added in a suitable amount to achieve this function, preferably the suspending agent will be present within the formulation in an amount of between 0.1 and 5% (w/w), especially 1.5% (w/w), based on the total weight of the formulation.

20

For stability purposes, the formulation of the present invention should be protected from microbial contamination and growth by inclusion of a preservative. Examples of pharmaceutically acceptable anti-microbial agents or preservatives that can be used in the formulation include quaternary ammonium compounds (eg. benzalkonium chloride, benzethonium chloride, cetrimide and cetylpyridinium chloride), mercurial agents (eg. phenylmercuric nitrate, phenylmercuric acetate and thimerosal), alcoholic agents (eg. chlorobutanol, phenylethyl alcohol and benzyl alcohol), antibacterial esters (eg. esters of para-hydroxybenzoic acid), chelating agents such as disodium edetate (EDTA) and other anti-microbial agents such as chlorhexidine, chlorocresol, sorbic acid and its salts and polymyxin.

30

35

Preferably, the preservative will comprise disodium edetate (EDTA), which will preferably be present within the formulation in an amount of between 0.001 and 1% (w/w), especially around 0.015% (w/w), based on the total weight of the formulation.

- 5 Preferably, the preservative will comprise benzalkonium chloride (BKC), which will preferably be present within the formulation in an amount of between 0.001 and 1% (w/w), especially around 0.015% (w/w), based on the total weight of the formulation.

10 More preferably, the preservative comprises disodium edetate and benzalkonium chloride or disodium edetate and potassium sorbate, particularly disodium edetate and benzalkonium chloride.

Formulations, eg nasal formulations which contain a suspended medicament (such as a compound of formula (I) or a solvate thereof) will preferably contain a
15 pharmaceutically acceptable wetting agent which functions to wet the particles of medicament to facilitate dispersion thereof in the aqueous phase of the composition. Preferably, the amount of wetting agent used will not cause foaming of the dispersion during mixing.

20 It will be appreciated that any agent which is effective in wetting the particles and which is pharmaceutically acceptable can be used. Examples of wetting agents that can be used are fatty alcohols, esters and ethers. Preferably, the wetting agent will be a hydrophilic, non-ionic surfactant, most preferably polyoxyethylene (20) sorbitan monooleate (supplied as the branded product Polysorbate 80).

25 Wherein the formulation of the present invention comprises a wetting agent, it will be desirably added in a sufficient quantity to achieve this function, preferably the wetting agent will be present within the formulation in an amount of between 0.001 and 0.05% (w/w), especially 0.025% (w/w), based on the total weight of the formulation.

30 The presence of an isotonicity adjusting agent is to achieve isotonicity with body fluids eg fluids of the nasal cavity, resulting in reduced levels of irritancy associated with many nasal formulations. Examples of suitable isotonicity adjusting agents are sodium chloride, dextrose and calcium chloride. Preferably, the isotonicity adjusting
35 agent will be dextrose, most preferably used as anhydrous dextrose.

When the formulation of the present invention comprises an isotonicity adjusting agent it will be desirably added in a sufficient quantity to achieve this function, preferably the isotonicity adjusting agent will be present within the formulation in an amount of between 0.1 and 10% (w/w), especially 5.0% w/w, based on the total weight of the formulation.

In the pharmaceutical formulation of the invention, the compound of formula (I) or solvate thereof is present within the formulation in an amount between 0.005% and 1% (w/w), based on the total weight of the formulation.

In the pharmaceutical formulation of the invention, preferably the suspending agent is microcrystalline cellulose and carboxy methylcellulose sodium, the preservative is EDTA and benzalkonium chloride, the wetting agent is polyoxyethylene (20) sorbitan monooleate and the isotonicity adjusting agent is dextrose.

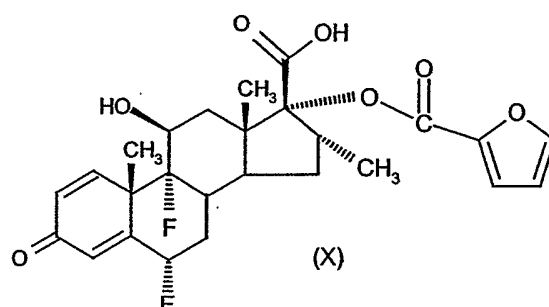
The compound of formula (I) or a solvate thereof and formulations thereof have potentially beneficial anti-inflammatory or anti-allergic effects, particularly upon topical administration to the nose, demonstrated by, for example, its ability to bind to the glucocorticoid receptor and to illicit a response via that receptor, with long acting effect. Hence, formulations according to the invention are useful in the treatment of inflammatory and/or allergic disorders of the nose, especially in once-per-day therapy.

Formulations according to the invention may be prepared by combining the ingredients in water. If necessary the pH may be adjusted as a final step. Formulations so prepared may then be filled into the receptacle.

Aqueous formulations of the invention may also be employed for rectal, aural, otic, oral, topical or parenteral administration or administration by inhalation for the treatment of other local inflammatory conditions (eg dermatitis, asthma, chronic obstructive pulmonary disease (COPD) and the like). For example formulations of the invention may be administered to the lung by nebulisation. Such formulations may employ excipients (eg preservatives, buffers and the like) appropriate for the route of administration.

The particularly desirable biological properties of the compound of formula (I) are now explained below:

- 5 Compound of formula (I) undergoes highly efficient hepatic metabolism to yield the 17- β carboxylic acid (X) as the sole major metabolite in rat and human *in vitro* systems. This metabolite has been synthesised and demonstrated to be >1000 fold less active than the parent compound in *in vitro* functional glucocorticoid assays.



- 10 This efficient hepatic metabolism is reflected by *in vivo* data in the rat, which have demonstrated plasma clearance at a rate approaching hepatic blood flow and an oral bioavailability of <1%, consistent with extensive first-pass metabolism.

- In vitro* metabolism studies in human hepatocytes have demonstrated that compound (I) is metabolised in a similar manner to fluticasone propionate but that conversion of (I) to the inactive acid metabolite occurs approximately 5-fold more rapidly than with fluticasone propionate. This very efficient hepatic inactivation would be expected to minimise systemic exposure in man leading to an improved safety profile.

- 20 Examples of disease states in which the compound of formula (I) has utility include inflammatory and/or allergic conditions of the nasal passages such as rhinitis eg seasonal and perennial rhinitis as well as other local inflammatory conditions such as asthma, COPD and dermatitis.

- 25 It will be appreciated by those skilled in the art that reference herein to treatment extends to prophylaxis as well as the treatment of established conditions.

Preferable means for applying the formulation of the present invention to the nasal passages is by use of a pre-compression pump, such as a VP3, VP7 or

modifications, model manufactured by Valois SA. Advantages of pumps of this type are beneficial as they will ensure that the formulation is not released or atomised until a sufficient force has been applied, otherwise smaller doses may be applied. Typically, these pre-compression pumps may be used with a bottle (glass or plastic) capable of holding 8-50ml of a formulation. Each spray will typically deliver 50-100µl of such a formulation, therefore, the device is capable of providing at least 100 metered doses.

A suitable dosing regime for the formulation of the present invention when administered to the nose would be for the patient to inhale slowly through the nose subsequent to the nasal cavity being cleared. During inhalation the formulation would be applied to one nostril while the other is manually compressed. This procedure would then be repeated for the other nostril.

Typically, one or two inhalations per nostril would be administered by the above procedure up to three times each day, ideally once daily.

It will be appreciated that the above dosing regime should be adjusted according to the patient's age, body weight and/or symptom severity.

As mentioned above, formulations comprising a compound of formula (I) or solvate thereof are useful in human or veterinary medicine, in particular as an anti-inflammatory and anti-allergic agent.

There is thus provided as a further aspect of the invention a formulation comprising the compound of formula (I) or solvate thereof for use in human or veterinary medicine, particularly in the treatment of patients with inflammatory and/or allergic conditions.

According to another aspect of the invention, there is provided the use of a formulation comprising the compound of formula (I) or solvate thereof for the manufacture of a medicament for the treatment of patients with inflammatory and/or allergic conditions.

In a further or alternative aspect, there is provided a method for the treatment of a human or animal subject with an inflammatory and/or allergic condition, which method comprises administering to said human or animal subject an effective amount of a formulation comprising the compound of formula (I) or solvate thereof.

5

The compound of formula (I) is long-acting, therefore preferably the compound will be delivered once-per-day and the dose will be selected so that the compound has a therapeutic effect in the treatment of respiratory disorders (eg rhinitis) over 24 hours or more.

10

The pharmaceutical compositions according to the invention may also be used in combination with another therapeutically active agent, for example, an anti-histamine or an anti-allergic. The invention thus provides, in a further aspect, a combination comprising a compound of formula (I) or a physiologically acceptable salt or solvate thereof together with another therapeutically active agent, for example, an anti-histamine or an anti-allergic.

15

Examples of anti-histamines include methapyrilene or loratadine.

20

Other suitable combinations include, for example, other anti-inflammatory agents eg. NSAIDs (eg. PDE4 inhibitors, leukotriene antagonists, iNOS inhibitors, tryptase and elastase inhibitors, beta-2 integrin antagonists and adenosine 2a agonists)) or antiinfective agents (eg. antibiotics, antivirals).

25

Of particular interest is use of the compounds of formula (I) in combination with a phosphodiesterase 4 (PDE4) inhibitor. The PDE4-specific inhibitor useful in this aspect of the invention may be any compound that is known to inhibit the PDE4 enzyme or which is discovered to act as a PDE4 inhibitor, and which are only PDE4 inhibitors, not compounds which inhibit other members of the PDE family as well as

30

PDE4. Generally it is preferred to use a PDE4 inhibitor which has an IC_{50} ratio of about 0.1 or greater as regards the IC_{50} for the PDE4 catalytic form which binds rolipram with a high affinity divided by the IC_{50} for the form which binds rolipram with a low affinity. For the purposes of this disclosure, the cAMP catalytic site which binds R and S rolipram with a low affinity is denominated the "low affinity" binding site

35

(LPDE 4) and the other form of this catalytic site which binds rolipram with a high

affinity is denominated the "high affinity" binding site (HPDE 4). This term "HPDE4" should not be confused with the term "hPDE4" which is used to denote human PDE4.

The pharmaceutical formulation according to the invention may further comprise one or more excipients. By the term "excipient", as used herein, it is meant to mean substantially inert materials that are nontoxic and do not interact with other components of a composition in a deleterious manner including, but not limited to, pharmaceutical grades of: carbohydrates, organic and inorganic salts, polymers, amino acids, phospholipids, wetting agents, emulsifiers, surfactants, poloxamers, pluronics, and ion exchange resins, and combinations thereof, a non-exhaustive list of examples of which are provided below:

Carbohydrates, including: monosaccharides, such as, but not limited to, fructose; disaccharides, such as, but not limited to lactose, and combinations and derivatives thereof; polysaccharides, such as, but not limited to, cellulose and combinations and derivatives thereof; oligosaccharides, such as, but not limited to, dextrans, and combinations and derivatives thereof; polyols, such as but not limited to sorbitol, and combinations and derivatives thereof;

Organic and inorganic salts, including but not limited to sodium or calcium phosphates, magnesium stearate, and combinations and derivatives thereof;

Polymers, including: natural biodegradable protein polymers including, but not limited to, gelatin and combinations and derivatives thereof;

Natural biodegradable polysaccharide polymers including, but not limited to, chitin and starch, crosslinked starch, and combinations and derivatives thereof;

Semisynthetic biodegradable polymers including, but not limited to, derivatives of chitosan;

Synthetic biodegradable polymers including but not limited to polyethylene glycols (PEG), polylactic acid (PLA), synthetic polymers including but not limited to polyvinyl alcohol and combinations and derivatives thereof;

Amino acids including but not limited to including non-polar amino acids, such as leucine and combinations and derivatives thereof;

Phospholipids, including lecithins and combinations and derivatives thereof;

Wetting agents/ Surfactants/Emulsifiers, including, but not limited to gum acacia, cholesterol, fatty acids including, combinations and derivatives thereof;

Poloxamers/ Pluronics; including but not limited to poloxamer 188, Pluronic® F-108, and combinations and derivations thereof;

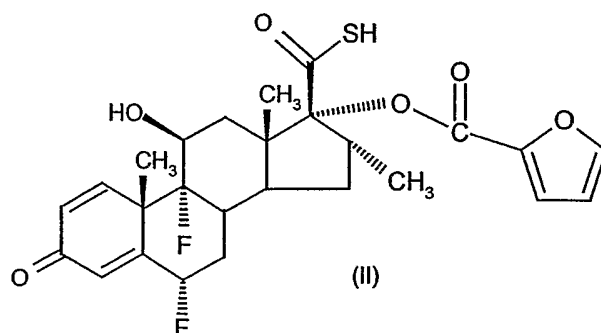
Ion exchange resins: including but not limited to amberlite IR120 and combinations and derivatives thereof;

and combinations of the noted excipients.

Further, there is provided a process for the preparation of such pharmaceutical compositions which comprises mixing the ingredients.

The individual compounds of such combinations may be administered either sequentially in separate pharmaceutical compositions as well as simultaneously in combined pharmaceutical formulations. Preferably additional therapeutically active ingredients are suspended in the formulation together with the compound of formula (I). Appropriate doses of known therapeutic agents will be readily appreciated by those skilled in the art.

A process for preparing a compound of formula (I) comprises alkylation of a thioacid of formula (II)



or a salt thereof.

In this process the compound of formula (II) may be reacted with a compound of formula FCH_2L wherein L represents a leaving group (eg a halogen atom, a mesyl or tosyl group or the like) for example, an appropriate fluoromethyl halide under standard conditions. Preferably, the fluoromethyl halide reagent is bromofluoromethane. Preferably the compound of formula (II) is employed as a salt, particularly the salt with diisopropylethylamine.

In a preferred process for preparing the compound of formula (I), the compound of formula (II) or a salt thereof is treated with bromofluoromethane optionally in the presence of a phase transfer catalyst. A preferred solvent is methylacetate, or more preferably ethylacetate, optionally in the presence of water. The presence of water improves solubility of both starting material and product and the use of a phase transfer catalyst results in an increased rate of reaction. Examples of phase transfer catalysts that may be employed include (but are not restricted to) tetrabutylammonium bromide, tetrabutylammonium chloride, benzyltributylammonium bromide, benzyltributylammonium chloride, benzyltriethylammonium bromide, methyltributylammonium chloride and methyltriocetylammmonium chloride. THF has also successfully been employed as solvent for the reaction wherein the presence of a phase transfer catalyst again provides a significantly faster reaction rate. Preferably the product present in an organic phase is washed firstly with aqueous acid eg dilute HCl in order to remove amine compounds such as triethylamine and diisopropylethylamine and then with aqueous base eg sodium bicarbonate in order to remove any unreacted precursor compound of formula (II).

Compound of formula (I) in unsolvated form may be prepared by a process comprising:

- (a) Crystallising the compound of formula (I) in the presence of a non-solvating solvent such as ethanol, methanol, water, ethyl acetate, toluene, methylisobutylketone or mixtures thereof; or
- (b) Desolvating a compound of formula (I) in solvated form (eg in the form of a solvate with acetone, isopropanol, methylethylketone, DMF or tetrahydrofuran) eg by heating.

In step (b) the desolvation will generally be performed at a temperature exceeding 50°C preferably at a temperature exceeding 100°C. Generally heating will be performed under vacuum.

5 Compound of formula (I) in unsolvated form has been found to exist in 3 crystalline polymorphic forms, Forms 1, 2 and 3. The Forms are characterised by their X-ray diffraction (XRPD) patterns. Broadly speaking the Forms are characterised in their XRPD profiles as follows:

- 10 Form 1: Peak at around 18.9 degrees 2Theta
Form 2: Peaks at around 18.4 and 21.5 degrees 2Theta
Form 3: Peaks at around 18.6 and 19.2 degrees 2Theta.

Unsolvated polymorph Form 1 appears likely to be the thermodynamically most stable form since Forms 2 and 3 are converted into Form 1 on heating. Polymorph
15 Form 1 is preferred.

In some embodiments we prefer the compound of formula (I) in unsolvated polymorph Form 1 substantially to be in the form of equant or substantially equant
20 particles. Substantially equant particles have dimensions in the X, Y and Z dimensions which are similar in length.

Another aspect of the present invention provides compounds of formula (I) substantially in the form of equant or substantially equant particles.

25

Preferably, the equant particles will be in the form of tetragonal bipyramidal or substantially tetragonal bipyramidal particles.

Tetragonal bipyramidal particles of Form 1 polymorph have surprisingly been found
30 to produce relatively consistent sized particles after micronisation, which appears to be independent of the drying process prior to micronisation. The tetragonal bipyramidal particles possess good flow properties, good bulk density, and are easily isolated from suspension by filtration.

In other embodiments we prefer the compound of formula (I) in unsolvated polymorph Form 1 to be in the form of acicular particles. Acicular particles are needle-like in shape.

- 5 Another aspect of the present invention provides compounds of formula (I) substantially in the form of acicular particles.

Acicular particles of Form 1 have surprisingly been found to produce relatively varying sized particle distribution after micronisation, and particle sizes which, on
10 average, are larger than those produced from micronisation of tetragonal bipyramidal particles. In certain circumstances where this size profile of micronised product is preferred, then acicular particles will be preferred. It may be that the micronised product produced from acicular particles will result in lower systemic exposure to the active compound.

15

A process for preparing a compound of formula (I) as unsolvated Form 1 polymorph comprises dissolving compound of formula (I) in methylisobutylketone, ethyl acetate or methyl acetate and producing compound of formula (I) as unsolvated Form 1 by addition of a non-solvating anti-solvent such as iso-octane or toluene.

20

According to a first preferred embodiment of this process the compound of formula (I) may be dissolved in ethyl acetate and compound of formula (I) as unsolvated Form 1 polymorph may be obtained by addition of toluene as anti-solvent. In order to improve the yield, preferably the ethyl acetate solution is hot and once the toluene
25 has been added the mixture is distilled to reduce the content of ethyl acetate.

25

According to a second preferred embodiment of this process the compound of formula (I) may be dissolved in methylisobutylketone and compound of formula (I) as unsolvated Form 1 polymorph may be obtained by addition of isooctane as anti-
30 solvent

30

Compound of formula (I) in solvated form may be prepared by crystallising the compound of formula (I) from a solvating solvent such as acetone, propan-2-ol, ethylacetate or tetrahydrofuran (THF).

35

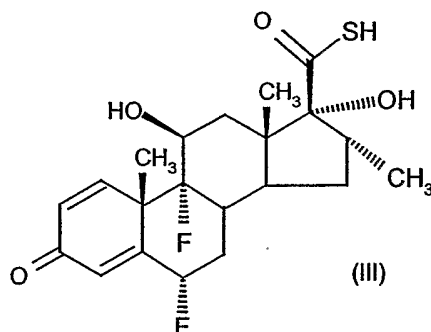
Preferably in processes for preparing formulations of the invention, the compound of formula (I) will be employed in unsolvated form, typically unsolvated Form 1.

Thus, according to another aspect of the present invention there is provided a process for the preparation of a compound of formula (I), substantially in the form of equant or substantially equant particles which process comprises dissolving a compound of formula (I) in a suitable solvating solvent and crystallising the compound

Preferred solvating agents are acetone, propan-2-ol, ethylacetate or tetrahydrofuran, more preferably acetone or propan-2-ol.

The compound of formula (I) is preferably substantially in the form of tetragonal bipyramidal particles.

Compounds of formula (II) may be prepared from the corresponding 17 α -hydroxyl derivative of formula (III):



using for example, the methodology described by G. H. Phillipps et al., (1994) Journal of Medicinal Chemistry, **37**, 3717-3729. For example the step typically comprises the addition of a reagent suitable for performing the esterification eg an activated derivative of 2-furoic acid such as an activated ester or preferably a 2-furoyl halide eg 2-furoyl chloride (employed in at least 2 times molar quantity relative to the compound of formula (III)) in the presence of an organic base eg triethylamine. The second mole of 2-furoyl chloride reacts with the thioacid moiety in the compound of formula (III) and needs to be removed eg by reaction with an amine such as diethylamine.

This method suffers disadvantages, however, in that the resultant compound of formula (II) is not readily purified of contamination with the by-product 2-furoyldiethylamide. We have therefore invented several improved processes for performing this conversion.

5

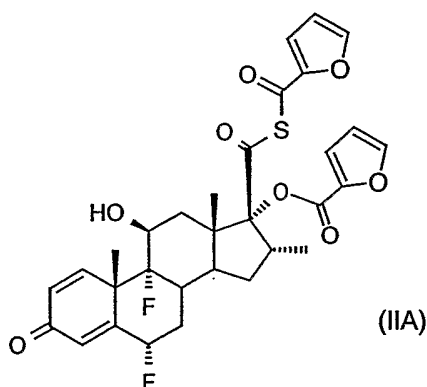
In a first such improved process we have discovered that by using a more polar amine such as diethanolamine, a more water soluble by-product is obtained (in this case 2-furoyldiethanolamide) which permits compound of formula (II) or a salt thereof to be produced in high purity since the by-product can efficiently be removed by water washing.

10

Thus we provide a process for preparing a compound of formula (II) which comprises:

(a) reacting a compound of formula (III) with an activated derivative of 2-furoic acid as in an amount of at least 2 moles of the activated derivative per mole of compound of formula (III) to yield a compound of formula (IIA);

15



and

(b) removal of the sulphur-linked 2-furoyl moiety from compound of formula (IIA) by reaction of the product of step (a) with an organic primary or secondary amine base capable of forming a water soluble 2-furoyl amide.

20

In two particularly convenient embodiments of this process we also provide methods for the efficient purification of the end product which comprise either

25

(c1) when the product of step (b) is dissolved in a substantially water immiscible organic solvent, purifying the compound of formula (II) by washing out the amide by-product from step (b) with an aqueous wash, or

(c2) when the product of step (b) is dissolved in a water miscible solvent, purifying the compound of formula (II) by treating the product of step (b) with an aqueous medium so as to precipitate out pure compound of formula (II) or a salt thereof.

- 5 In step (a) preferably the activated derivative of 2-furoic acid may be an activated ester of 2-furoic acid, but is more preferably a 2-furoyl halide, especially 2-furoyl chloride. A suitable solvent for this reaction is ethylacetate or methylacetate (preferably methylacetate) (when step (c1) may be followed) or acetone (when step (c2) may be followed). Normally an organic base eg triethylamine will be present. In
- 10 step (b) preferably the organic base is diethanolamine. The base may suitably be dissolved in a solvent eg methanol. Generally steps (a) and (b) will be performed at reduced temperature eg between 0 and 5°C. In step (c1) the aqueous wash may be water, however the use of brine results in higher yields and is therefore preferred. In step (c2) the aqueous medium is for example a dilute aqueous acid such as dilute
- 15 HCl.

We also provide an alternative process for preparing a compound of formula (II) which comprises:

- (a) reacting a compound of formula (III) with an activated derivative of 2-furoic acid in
- 20 an amount of at least 2 moles of activated derivative per mole of compound of formula (III) to yield a compound of formula (IIA); and
- (b) removal of the sulphur-linked 2-furoyl moiety from compound of formula (IIA) by reaction of the product of step (a) with a further mole of compound of formula (III) to give two moles of compound of formula (II).

- 25 In step (a) preferably the activated derivative of 2-furoic acid may be an activated ester of 2-furoic acid, but is more preferably a 2-furoyl halide, especially 2-furoyl chloride. A suitable solvent for this step is acetone. Normally an organic base eg triethylamine will be present. In step (b) a suitable solvent is DMF or
- 30 dimethylacetamide. Normally an organic base eg triethylamine will be present. Generally steps (a) and (b) will be performed at reduced temperature eg between 0 and 5°C. The product may be isolated by treatment with acid and washing with water.

This aforementioned process is very efficient in that it does not produce any furoylamide by-product (thus affording *inter alia* environmental advantages) since the excess mole of furoyl moiety is taken up by reaction with a further mole of compound of formula (II) to form an additional mole of compound of formula (II).

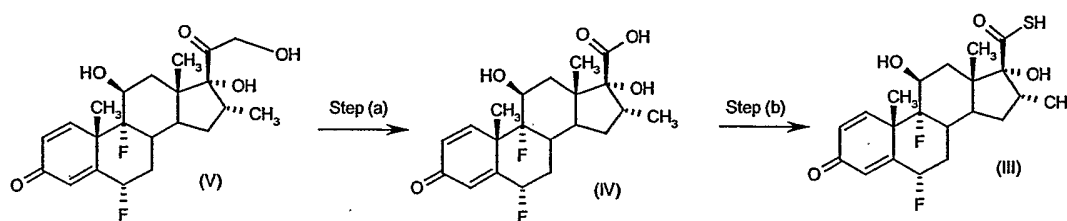
5

Further general conditions for the conversion of compound of formula (III) to compound of formula (II) in the two processes just described will be well known to persons skilled in the art.

- 10 According to a preferred set of conditions, however, we have found that the compound of formula (II) may advantageously be isolated in the form of a solid crystalline salt. The preferred salt is a salt formed with a base such as triethylamine, 2,4,6-trimethylpyridine, diisopropylethylamine or N-ethylpiperidine. Such salt forms of compound of formula (II) are more stable, more readily filtered and dried and can be isolated in higher purity than the free thioacid. The most preferred salt is the salt formed with diisopropylethylamine. The triethylamine salt is also of interest.
- 15

Compounds of formula (III) may be prepared in accordance with procedures described in GB 2088877B. Compounds of formula (III) may also be prepared by a process comprising the following steps:

20



Step (a) comprises oxidation of a solution containing the compound of formula (V).

Preferably, step (a) will be performed in the presence of a solvent comprising methanol, water, tetrahydrofuran, dioxan or diethylene glycol dimethylether. So as to enhance yield and throughput, preferred solvents are methanol, water or tetrahydrofuran, and more preferably are water or tetrahydrofuran, especially water and tetrahydrofuran as solvent. Dioxan and diethylene glycol dimethylether are also preferred solvents which may optionally (and preferably) be employed together with water. Preferably, the solvent will be present in an amount of between 3 and 10vol

25

30

relative to the amount of the starting material (1wt.), more preferably between 4 and 6 vol., especially 5 vol. Preferably the oxidising agent is present in an amount of 1-9 molar equivalents relative to the amount of the starting material. For example, when a 50% w/w aqueous solution of periodic acid is employed, the oxidising agent may be present in an amount of between 1.1 and 10wt. relative to the amount of the starting material (1wt.), more preferably between 1.1 and 3wt., especially 1.3wt. Preferably, the oxidation step will comprise the use of a chemical oxidising agent. More preferably, the oxidising agent will be periodic acid or iodic acid or a salt thereof. Most preferably, the oxidising agent will be periodic acid or sodium periodate, especially periodic acid. Alternatively (or in addition), it will also be appreciated that the oxidation step may comprise any suitable oxidation reaction, eg one which utilises air and/or oxygen. When the oxidation reaction utilises air and/or oxygen, the solvent used in said reaction will preferably be methanol. Preferably, step (a) will involve incubating the reagents at room temperature or a little warmer, say around 25°C eg for 2 hours. The compound of formula (IV) may be isolated by recrystallisation from the reaction mixture by addition of an anti-solvent. A suitable anti-solvent for compound of formula (IV) is water. Surprisingly we have discovered that it is highly desirable to control the conditions under which the compound of formula (IV) is precipitated by addition of anti-solvent eg water. When the recrystallisation is performed using chilled water (eg water/ice mixture at a temperature of 0-5°C) although better anti-solvent properties may be expected we have found that the crystalline product produced is very voluminous, resembles a soft gel and is very difficult to filter. Without being limited by theory we believe that this low density product contains a large amount of solvated solvent within the crystal lattice. By contrast when conditions of around 10°C or higher are used (eg around ambient temperature) a granular product of a sand like consistency which is very easily filtered is produced. Under these conditions, crystallisation typically commences after around 1 hour and is typically completed within a few hours (eg 2 hours). Without being limited by theory we believe that this granular product contains little or no solvated solvent within the crystal lattice.

Step (b) will typically comprise the addition of a reagent suitable for converting a carboxylic acid to a carbothioic acid eg using hydrogen sulphide gas together with a suitable coupling agent eg carbonyldiimidazole (CDI) in the presence of a suitable solvent eg dimethylformamide.

The advantages of the formulation of the compound of formula (I) according to the invention may include the fact that the formulations demonstrate excellent anti-inflammatory properties, with predictable pharmacokinetic and pharmacodynamic behaviour, with an attractive side-effect profile, rapid onset of action, long duration of action, and are compatible with a convenient regime of treatment in human patients, in particular being amendable to once-per day dosing. Further advantages may include the fact that the formulation has desirable physical and chemical properties which allow for ready manufacture and storage.

According to another aspect of the invention there is provided a container comprising a pharmaceutical formulation according to the invention.

There is also provided a device adapted for intranasal delivery of a pharmaceutical formulation comprising such a container

Suitably the formulation will be dispensed from a vessel fitted with a suitable pre-compression pump and nasal actuator, adapted to dispense 50 or 100 μ l per actuation, preferably 50 μ l

The following non-limiting Examples illustrate the invention:

EXAMPLES

General

^1H -nmr spectra were recorded at 400 MHz and the chemical shifts are expressed in ppm relative to tetramethylsilane. The following abbreviations are used to describe the multiplicities of the signals: s (singlet), d (doublet), t (triplet), q (quartet), m (multiplet), dd (doublet of doublets), ddd (doublet of doublet of doublets), dt (doublet of triplets) and b (broad). Biotage refers to prepacked silica gel cartridges containing KP-Sil run on flash 12i chromatography module. LCMS was conducted on a Supelcosil LCABZ+PLUS column (3.3 cm x 4.6 mm ID) eluting with 0.1% HCO_2H and 0.01 M ammonium acetate in water (solvent A), and 0.05% HCO_2H 5% water in acetonitrile (solvent B), using the following elution gradient 0-0.7 min 0%B, 0.7-4.2 min 100%B, 4.2-5.3 min 0%B, 5.3-5.5 min 0%B at a flow rate of 3 ml/min. The mass

spectra were recorded on a Fisons VG Platform spectrometer using electrospray positive and negative mode (ES+ve and ES-ve).

Intermediates

5 Intermediate 1: 6 α , 9 α -Difluoro-17 α -[(2-furanylcarbonyl)oxy]-11 β -hydroxy-16 α -methyl-3-oxo-androsta-1, 4-diene-17 β -carbothioic acid diisopropylethylamine salt

A stirred suspension of 6 α , 9 α -difluoro-11 β , 17 α -dihydroxy-16 α -methyl-3-oxo-androsta-1,4-diene-17 β -carbothioic acid (prepared in accordance with the procedure described in GB 2088877B) (49.5g) in methylacetate (500ml) is treated with
10 triethylamine (35ml) maintaining a reaction temperature in the range 0-5°C. 2-Furoyl chloride (25ml) is added and the mixture stirred at 0-5°C for 1 hour. A solution of diethanolamine (52.8g) in methanol (50ml) is added and the mixture stirred at 0-5°C for at least 2 hours. Dilute hydrochloric acid (approx 1M, 550ml) is added maintaining a reaction temperature below 15°C and the mixture stirred at 15°C. The organic
15 phase is separated and the aqueous phase is back extracted with methyl acetate (2x250ml). All of the organic phases are combined, washed sequentially with brine (5 x 250ml) and treated with di-isopropylethylamine (30ml). The reaction mixture is concentrated by distillation at atmospheric pressure to an approximate volume of 250ml and cooled to 25-30°C (crystallisation of the desired product normally occurs
20 during distillation/subsequent cooling). Tertiary butyl methyl ether (TBME) (500ml) is added, the slurry further cooled and aged at 0-5°C for at least 10 minutes. The product is filtered off, washed with chilled TBME (2x200ml) and dried under vacuum at approximately 40-50°C (75.3g, 98.7%). NMR (CDCl₃) δ : 7.54-7.46 (1H, m), 7.20-7.12 (1H, dd), 7.07-6.99 (1H, dd), 6.48-6.41 (2H, m), 6.41-6.32 (1H, dd), 5.51-5.28
25 (1H, dddd ²J_{H-F} 50Hz), 4.45-4.33(1H, bd), 3.92-3.73 (3H, bm), 3.27-3.14 (2H, q), 2.64-2.12 (5H, m), 1.88-1.71 (2H, m), 1.58-1.15 (3H, s), 1.50-1.38 (15H, m), 1.32-1.23 (1H, m), 1.23-1.15 (3H s), 1.09-0.99 (3H, d)

30 Intermediate 2: 6 α , 9 α -Difluoro-17 α -[(2-furanylcarbonyl)oxy]-11 β -hydroxy-16 α -methyl-3-oxo-androsta-1,4-diene-17 β -carbothioic acid S-fluoromethyl ester

Unsolvated Form 1

A mobile suspension of Intermediate 1 (12.61g, 19.8mmol) in ethyl acetate (230ml) and water (50ml) is treated with a phase transfer catalyst (benzyltributylammonium chloride, 10mol%), cooled to 3°C and treated with bromofluoromethane (1.10ml,

19.5mmol, 0.98 equivalents), washing in with prechilled (0°C) ethyl acetate (EtOAc) (20ml). The suspension is stirred overnight, allowing to warm to 17°C. The aqueous layer is separated and the organic phase is sequentially washed with 1M HCl (50ml), 1%w/v NaHCO₃ solution (3x50ml) and water (2x50ml). The ethylacetate solution is distilled at atmospheric pressure until the distillate reaches a temperature of approximately 73°C at which point toluene (150ml) is added. Distillation is continued at atmospheric pressure until all remaining EtOAc has been removed (approximate distillate temperature 103°C). The resultant suspension is cooled and aged at <10°C and filtered off. The bed is washed with toluene (2x30ml) and the product oven dried under vacuum at 60°C to constant weight to yield the title compound (8.77g, 82%) LCMS retention time 3.66min, *m/z* 539 MH⁺, NMR δ (CDCl₃) includes 7.60 (1H, m), 7.18 – 7.11 (2H, m), 6.52 (1H, dd, *J* 4.2Hz), 6.46 (1H, s), 6.41 (1H, dd, *J* 10, 2Hz), 5.95 and 5.82 (2H dd, *J* 51, 9Hz), 5.48 and 5.35 (1H, 2m), 4.48 (1H, m), 3.48 (1H, m), 1.55 (3H, s), 1.16 (3H, s), 1.06 (3H, d, *J* 7Hz).

Intermediate 3: 6 α , 9 α -Difluoro-17 α -[(2-furanylcarbonyl)oxy]-11 β -hydroxy-16 α -methyl-3-oxo-androsta-1,4-diene-17 β -carbothioic acid S-fluoromethyl ester
Unsolvated Form 1 in tetragonal bipyramidal habit

A sample of Intermediate 2 (lwt) is suspended in a mixture of propan-2-ol (2vols), water (1vol), ethyl acetate (13vols). The suspension is heated to reflux to give a solution. The solution is clarified by passing a 5-micron line filter, following with a line wash of ethyl acetate (2vols). The solution is concentrated to ca 10vols via distillation at atmospheric pressure. Propan-2-ol (10vols) is added. The solution is seeded with the propan-2-ol solvate of 6 α , 9 α -Difluoro-17 α -[(2-furanylcarbonyl)oxy]-11 β -hydroxy-16 α -methyl-3-oxo-androsta-1,4-diene-17 β -carbothioic acid S-fluoromethyl ester (0.01wt) suspended in propan-2-ol (ca 0.03vols). The suspension is adjusted to 50 \pm 5° and aged for ca 5 mins (until crystallisation is established). The suspension is concentrated once again to ca 10vols. Further propan-2-ol (10vols) is added and the suspension concentrated to ca 10vols for a third time (note: pot temp at this point ca 80°). The suspension is cooled to 0-5°C over ca 120mins and aged for at least 60mins. The white precipitate is isolated by vacuum filtration washing the filter cake with chilled propan-2-ol and dried in vacuo to afford the propan-2-ol solvate as an off-white to grey solid.

Stoichiometry of compound of formula (I) : propan-2-ol = 1:1 from ¹H nmr (CDCl₃)

The propan-2-ol is removed by the following process:

The product is heated under vacuum at 105 to 115°C for at least 12 hours to give tetragonal bipyramidal particles of unsolvated Form 1 of the active compound.

5

Pharmacological Activity

In Vitro Pharmacological Activity

Pharmacological activity was assessed in a functional *in vitro* assay of glucocorticoid agonist activity which is generally predictive of anti-inflammatory or anti-allergic activity *in vivo*.

10

For the experiments in this section, compound of formula (I) was used as unsolvated Form 1 (Intermediate 2)

The functional assay was based on that described by K.P.Ray *et al.*, Biochem J. (1997), 328, 707-715. A549 cells stably transfected with a reporter gene containing the NF- κ B responsive elements from the ELAM gene promoter coupled to sPAP (secreted alkaline phosphatase) were treated with test compounds at appropriate doses for 1 hour at 37°C. The cells were then stimulated with tumour necrosis factor (TNF, 10ng/ml) for 16 hours, at which time the amount of alkaline phosphatase produced is measured by a standard colourimetric assay. Dose response curves were constructed from which EC₅₀ values were estimated.

15

20

In this test the compound of formula (I) showed an EC₅₀ value of <1nM.

The glucocorticoid receptor (GR) can function in at least two distinct mechanisms, by upregulating gene expression through the direct binding of GR to specific sequences in gene promoters, and by downregulating gene expression that is being driven by other transcription factors (such as NF κ B or AP-1) through their direct interaction with GR.

25

In a variant of the above method, to monitor these functions, two reporter plasmids have been generated and introduced separately into A549 human lung epithelial cells by transfection. The first cell line contains the firefly luciferase reporter gene under the control of a synthetic promoter that specifically responds to activation of the transcription factor NF κ B when stimulated with TNF α . The second cell line contains

30

the renilla luciferase reporter gene under the control of a synthetic promotor that comprises 3 copies of the consensus glucocorticoid response element, and which responds to direct stimulation by glucocorticoids. Simultaneous measurement of transactivation and transrepression was conducted by mixing the two cell lines in a 1:1 ratio in 96 well plate (40,000 cells per well) and growing overnight at 37°C. Test compounds were dissolved in DMSO, and added to the cells at a final DMSO concentration of 0.7%. After incubation for 1h 0.5ng/ml TNF α (R&D Systems) was added and after a further 15 hours at 37°C, the levels of firefly and renilla luciferase were measured using the Packard Firelite kit following the manufacturers' directions. Dose response curves were constructed from which EC₅₀ values were determined.

15

	Transactivation (GR)	Transrepression (NF κ B)
	ED ₅₀ (nM)	ED ₅₀ (nM)
Compound of Formula (I)	0.06	0.20
Metabolite (X)	>250	>1000
20 Fluticasone propionate	0.07	0.16

In Vivo Pharmacological Activity

Pharmacological activity *in vivo* was assessed in an ovalbumin sensitised Brown Norway rat eosinophilia model. This model is designed to mimic allergen induced lung eosinophilia, a major component of lung inflammation in asthma.

25

For the experiments in this section, compound of formula (I) was used as unsolvated Form 1.

30 Compound of formula (I) produced dose dependant inhibition of lung eosinophilia in this model after dosing as an intra-tracheal (IT) suspension in saline 30 min prior to ovalbumin challenge. Significant inhibition is achieved after a single dose of 30 μ g of compound of formula (I) and the response was significantly ($p=0.016$) greater than that seen with an equivalent dose of fluticasone propionate in the same study (69%
35 inhibition with compound of formula (I) vs 41% inhibition with fluticasone propionate).

In a rat model of thymus involution 3 daily IT doses of 100µg of compound (I) induced significantly smaller reductions in thymus weight ($p= 0.004$) than an equivalent dose of fluticasone propionate in the same study (67% reduction of thymus weight with compound (I) vs 78% reduction with fluticasone propionate).

Taken together these results indicate a superior therapeutic index for compound (I) compared to fluticasone propionate.

10 In vitro metabolism in rat and human hepatocytes

Incubation of compound (I) with rat or human hepatocytes shows the compound to be metabolised in an identical manner to fluticasone propionate with the 17-β carboxylic acid (X) being the only significant metabolite produced. Investigation of the rate of appearance of this metabolite on incubation of compound (I) with human hepatocytes (37°C, 10µM drug concentration, hepatocytes from 3 subjects, 0.2 and 0.7 million cells/mL) shows compound (I) to be metabolised ca. 5-fold more rapidly than fluticasone propionate:-

Subject number	Cell density (million cells/mL)	17-β acid metabolite production (pmol/h)	
		Compound (I)	Fluticasone propionate
1	0.2	48.9	18.8
1	0.7	73.3	35.4
2	0.2	118	9.7
2	0.7	903	23.7
3	0.2	102	6.6
3	0.7	580	23.9

Median metabolite production 102-118 pmol/h for compound (I) and 18.8-23.0 pmol/h for fluticasone propionate.

25 Pharmacokinetics after intravenous (IV) and oral dosing in rats

Compound (I) was dosed orally (0.1mg/kg) and IV (0.1 mg/kg) to male Wistar Han rats and pharmacokinetic parameters determined. Compound (I) showed negligible

oral bioavailability (0.9%) and plasma clearance of 47.3 mL/min/kg, approaching liver blood flow (plasma clearance of fluticasone propionate = 45.2 mL/min/kg).

Pharmacokinetics after intra-tracheal dry powder dosing in the pig.

5

Anaesthetised pigs (2) were dosed intra-tracheally with a homogenous mixture of compound (I) (1mg) and fluticasone propionate (1mg) as a dry powder blend in lactose (10% w/w). Serial blood samples were taken for up to 8h following dosing. Plasma levels of compound (I) and fluticasone propionate were determined following extraction and analysis using LC-MS/MS methodology, the lower limits of quantitation of the methods were 10 and 20pg/mL for compound (I) and fluticasone propionate respectively. Using these methods compound (I) was quantifiable up to 2 hours after dosing and fluticasone propionate was quantifiable up to 8 hours after dosing. Maximum plasma concentrations were observed for both compounds within 15min after dosing. Plasma half-life data obtained from IV dosing (0.1mg/kg) was used to calculate AUC (0-inf) values for compound (I). This compensates for the plasma profile of Compound (I) only being defined up to 2 hours after an IT dose and removes any bias due to limited data between compound (I) and fluticasone propionate.

20

C_{max} and AUC (0-inf) values show markedly reduced systemic exposure to compound (I) compared to fluticasone propionate:-

	Cmax (pg/mL)		AUC (0-inf) (hr.pg/mL)	
	Pig 1	Pig 2	Pig 1	Pig 2
Compound of Formula (I)	117	81	254	221
Fluticasone propionate	277	218	455	495

The pharmacokinetic parameters for both compound (I) and fluticasone propionate were the same in the anaesthetised pig following intravenous administration of a mixture of the two compounds at 0.1mg/kg. The clearance of these two glucocorticoids is similar in this experimental pig model.

35 Examples

Example 1 : Nasal formulation containing 6 α , 9 α -Difluoro-17 α -[(2-furanylcarbonyl)oxy]-11 β -hydroxy-16 α -methyl-3-oxo-androsta-1,4-diene-17 β -carbothioic acid S-fluoromethyl ester

A formulation for intranasal delivery was prepared with ingredients as follows:

- | | | |
|----|--|------------|
| 5 | 6 α , 9 α -Difluoro-17 α -[(2-furanylcarbonyl)oxy]-11 β -hydroxy-16 α -methyl-3-oxo-androsta-1,4-diene-17 β -carbothioic acid S-fluoromethyl ester (prepared according to Intermediate 3, micronised to MMD 3 μ m) | 0.05% w/w |
| | Polysorbate 80 | 0.025% w/w |
| | Avicel RC591 | 1.5% w/w |
| 10 | Dextrose | 5.0% w/w |
| | BKC | 0.015% w/w |
| | EDTA | 0.015% w/w |
| | water | to 100% |

- in a total amount suitable for 120 actuations and the formulation was filled into a
- 15 bottle (plastic or glass) fitted with a suitable pre-compression pump and nasal actuator, adapted to dispense 50 or 100 μ l per actuation, preferably 50 μ l

The formulation was prepared following the following protocol:

- 20 Part A
1. Dissolve dextrose in purified water
 2. Dissolve EDTA in dextrose solution
 3. Add Avicel RC591 while stirring
 4. Allow suspension to hydrate
- 25 Part B (separately)
1. Dissolve polysorbate 80 in purified water at 50-60 °C.
 2. Prepare slurry of drug in Polysorbate 80 solution
- Part C
1. Combine suspension of A4 with suspension of B2 and stir
 - 30 2. Add solution of BKC in purified water and stir
 3. Adjust pH with 1N HCl
 4. Add purified water to correct weight

Example 2: Nasal formulation containing 6 α , 9 α -Difluoro-17 α -[(2-furanylcarbonyl)oxy]-11 β -hydroxy-16 α -methyl-3-oxo-androsta-1,4-diene-17 β -carbothioic acid S-fluoromethyl ester

A formulation for intranasal delivery was prepared with ingredients as follows:

- 5 6 α , 9 α -Difluoro-17 α -[(2-furanylcarbonyl)oxy]-11 β -hydroxy-16 α -methyl-3-oxo-androsta-1,4-diene-17 β -carbothioic acid S-fluoromethyl ester (prepared according to Intermediate 3, micronised to MMD 3 μ m) 0.1% w/w

Polysorbate 80 0.025% w/w

Avicel RC591 1.5% w/w

- 10 Dextrose 5.0% w/w

BKC 0.015% w/w

EDTA 0.015% w/w

water to 100%

- in a total amount suitable for 120 actuations and the formulation was filled into a
15 bottle (plastic or glass) fitted with a suitable pre-compression pump and nasal actuator, adapted to dispense 50 or 100 μ l per actuation, preferably 50 μ l.

Example 3: Nasal formulation containing 6 α , 9 α -Difluoro-17 α -[(2-furanylcarbonyl)oxy]-11 β -hydroxy-16 α -methyl-3-oxo-androsta-1,4-diene-17 β -carbothioic acid S-fluoromethyl ester

- 20 A formulation for intranasal delivery was prepared with ingredients as follows: 6 α , 9 α -Difluoro-17 α -[(2-furanylcarbonyl)oxy]-11 β -hydroxy-16 α -methyl-3-oxo-androsta-1,4-diene-17 β -carbothioic acid S-fluoromethyl ester (prepared according to intermediate 3, micronised to MMD ,1.5 μ m) 0.1% w/w

- 25 Polysorbate 80 0.025% w/w

Avicel RC591 1.5% w/w

Dextrose 5.0% w/w

BKC 0.015% w/w

EDTA 0.015%

- 30 Water to 100%

in a total amount suitable for 120 actuations and the formulation was filled into a bottle (plastic or glass) fitted with a suitable pre-compression pump and nasal actuator, adapted to dispense 50 or 100 μ l per actuation. Preferably 50 μ l.

The formulation was prepared following the different protocol below:

Part A

5. Dissolve dextrose in purified water
6. Dissolve EDTA in dextrose solution
- 5 7. Add Avicel RC591 while stirring
8. Allow suspension to hydrate

Part B (separately)

3. Dissolve polysorbate 80 in purified water at 50-60°C
4. Prepare slurry of drug in polysorbate 80 solution using a suitable
10 micronfluidizer, e.g. Microfluidics 110S, ensuring suitable processing to attain
target MMD of 1.5µm

Part C

5. Combine suspension of A4 with suspension of B2 and stir
6. Add solution of BKC in purified water and stir
- 15 7. Adjust pH with 1N HCl
8. Add purified water to correct weight.

Stability studies on Example 3 showed it to be stable up to 3 months at 40°C
(measurements were not taken beyond this time). The particle size of the active
20 material has also been observed not to change significantly.

The device of the invention will now be described, by way of example only, with
reference to the accompanying drawing in which:

- 25 Fig. 1 shows an exploded view of a nasal inhaler suitable for use in accord with the
invention;

With reference to Figure 1, there is shown a nasal inhaler device 5 comprising a body
6 a container 3 and a nasal pump 8. The device further comprises a protective end
30 cap 7 having an inner surface 4 for engagement with the body 6 to protect the
dispensing nozzle 11.

The body 6 is made from a plastic material and defines a housing 9 and a dispensing
nozzle 11. The housing 9 defines a cavity formed by a side wall and a first end wall

and a second end wall 14. The dispensing nozzle 11 is connected to and extends away from the second end wall 14 and has an external tapering form.

5 The dispensing nozzle 11 has a longitudinally extending orifice defined by an outlet tube extending towards the cavity 10. An annular abutment is formed within the orifice part way along the outlet tube. The annular abutment defines a small aperture through which fluid can flow in use.

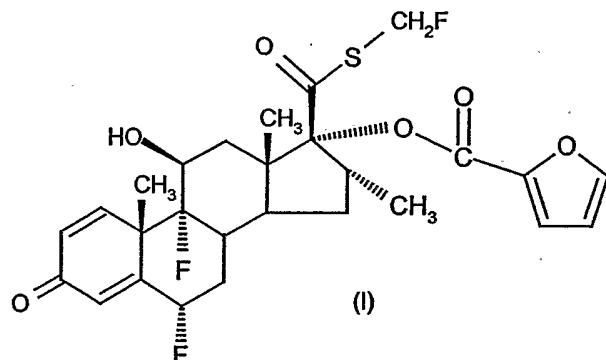
10 The nasal pump 8 comprises a hollow casing 30 defining a reservoir containing several doses of the fluid nasal formulation to be dispensed and a plunger slidably engaged within the hollow casing 30. One detailed example of a suitable nasal pump is described in US-A-4,964,069 incorporated herein by reference.

15 Throughout the specification and the claims which follow, unless the context requires otherwise, the word 'comprise', and variations such as 'comprises' and 'comprising', will be understood to imply the inclusion of a stated integer or step or group of integers but not to the exclusion of any other integer or step or group of integers or steps.

20 The patents and patent applications described in this application are herein incorporated by reference.

Claims

- 1 A pharmaceutical formulation which comprises:
an aqueous suspension of particulate compound of formula (I)



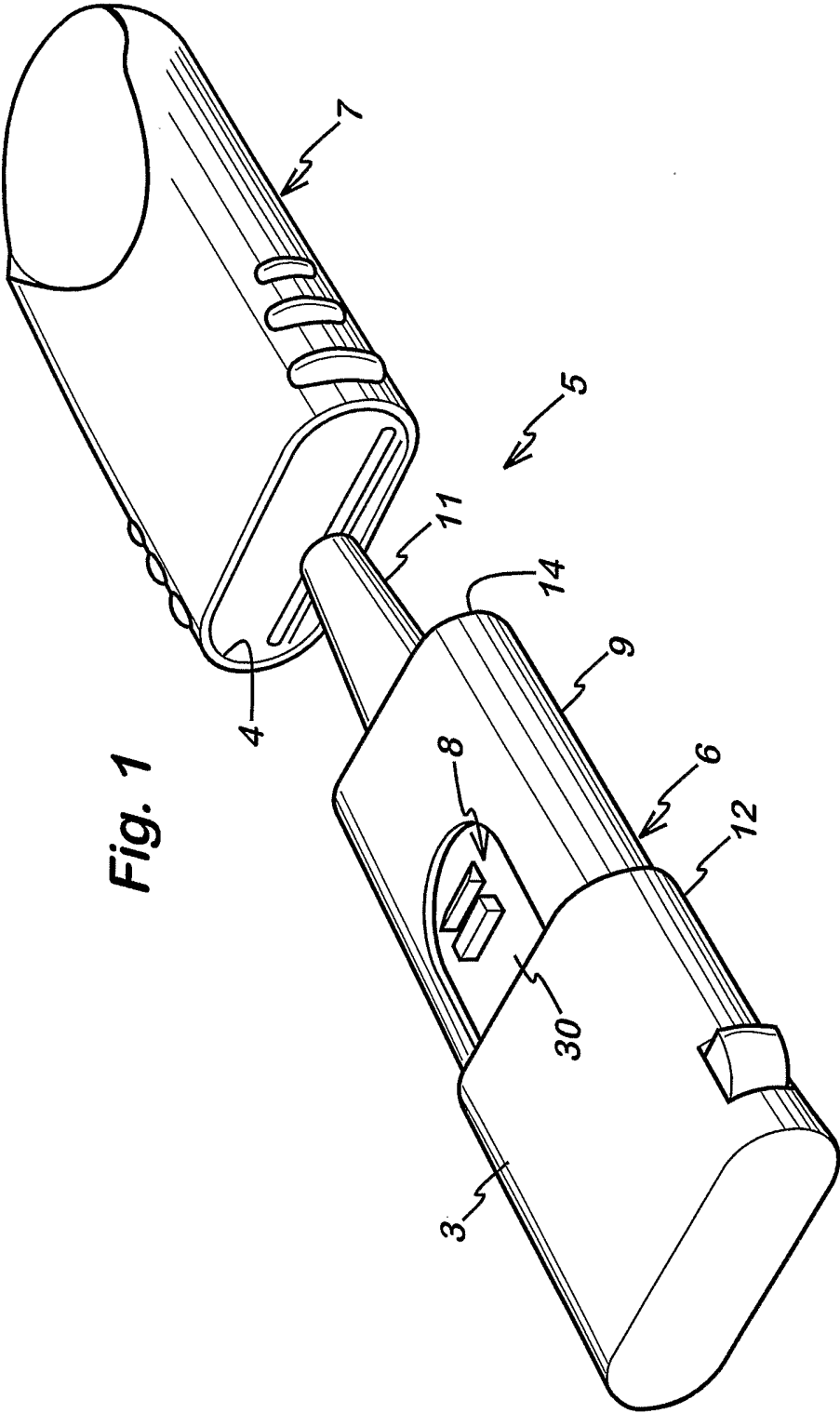
- 5 or a solvate thereof.
2. A pharmaceutical formulation according to claim 1 which comprises:
one or more suspending agents.
3. A pharmaceutical formulation according to claim 2 wherein the suspending
agent is microcrystalline cellulose and carboxy methylcellulose sodium.
- 10 4. A pharmaceutical formulation according to claim 2 or claim 3 wherein the
suspending agent is present in an amount of between 0.1 and 5% (w/w),
based on the total weight of the formulation.
5. A pharmaceutical formulation according to any one of the preceding claims
which comprises one or more preservatives.
- 15 6. A pharmaceutical formulation according to claim 5 wherein the preservative
comprises benzalkonium chloride.
7. A pharmaceutical formulation according to claim 6 wherein the benzalkonium
chloride is present within the formulation in an amount of between 0.001 and
1% (w/w), based on the total weight of the formulation.
- 20 8. A pharmaceutical formulation according to any one of claims 5 to 7 wherein
the preservative comprises disodium edatate.
9. A pharmaceutical formulation according to any one of the preceding claims
which comprises one or more wetting agents.
- 10, 25 A pharmaceutical formulation according to claim 9 wherein the wetting agent
comprises polyoxyethylene (20) sorbitan monooleate.
11. A pharmaceutical formulation according to claim 9 or claim 10 wherein the
wetting agent is present within the formulation in an amount of between 0.001
and 0.05% (w/w), based on the total weight of the formulation.

12. A pharmaceutical formulation according to any one of the preceding claims which comprises:
one or more isotonicity adjusting agents.
13. A pharmaceutical formulation according to claim 12 wherein the isotonicity adjusting agent comprises dextrose.
14. A pharmaceutical formulation according to claim 12 or 13 wherein the isotonicity adjusting agent is present within the formulation in an amount of between 0.1 and 10% (w/w), based on the total weight of the formulation.
15. A pharmaceutical formulation according to any one of the preceding claims characterised in that it is isotonic with fluids of the nasal cavity.
16. A pharmaceutical formulation according to any one of the preceding claims which is pH adjusted to between 5 and 7.
17. A pharmaceutical formulation according to claim 16 which is pH adjusted using hydrochloric acid and/or sodium hydroxide.
18. A pharmaceutical formulation according to any one of the preceding claims wherein the compound of formula (I) or solvate thereof is present within the formulation in an amount between 0.005% and 1% (w/w), based on the total weight of the formulation.
19. A pharmaceutical formulation according to any one of the preceding claims wherein the particles of the compound of formula (I) have a mass mean diameter of between 0.5 and 10 μ m.
20. A pharmaceutical formulation according to claim 19 wherein the particles of the compound of formula (I) have a mass mean diameter of between 1 and 5 μ m.
21. A pharmaceutical formulation according to any one of the preceding claims wherein the compound of formula (I) is in the form of unsolvated Form 1 polymorph.
22. A pharmaceutical composition as claimed in any one of the preceding claims wherein the particle size of the compound of formula (I) has been reduced.
23. A pharmaceutical composition as claimed in claim 22 wherein the particle size has been reduced by micronisation.
24. A pharmaceutical composition as claimed in claim 22 or claim 23 wherein the particle size has been reduced by microfluidisation.

25. A pharmaceutical formulation as claimed in any one of claims 22 to 24, wherein the compound of formula (I) was substantially in the form of equant or substantially equant particles, prior to particle size reduction.
- 5 26. A pharmaceutical formulation as claimed in claim 22 wherein the compound of formula (I) was substantially in the form of tetragonal bipyramidal or substantially tetragonal bipyramidal particles prior to particle size reduction.
27. A pharmaceutical formulation as claimed in claim 23 wherein the compound of formula (I) is substantially in the form of acicular particles.
- 10 28. A pharmaceutical formulation according to any one of the preceding claims which comprises
- (i) one or more suspending agents;
 - (ii) one or more preservatives;
 - (iii) one or more wetting agents; and
 - (iv) one or more isotonicity adjusting agents
- 15 29. A pharmaceutical formulation according to claim 28 wherein the suspending agent is microcrystalline cellulose and carboxy methylcellulose sodium, the preservative is EDTA and benzalkonium chloride, the wetting agent is polyoxyethylene (20) sorbitan monooleate and the isotonicity adjusting agent is dextrose.
- 20 30. A pharmaceutical formulation according to any one of the preceding claims which comprises another therapeutically active agent.
31. A pharmaceutical formulation according to claim 30, wherein the other therapeutically active agent is an anti-histamine or an anti-allergic.
- 25 32. A container comprising a pharmaceutical formulation according to any one of the preceding claims suitable for delivering it in the form of a nasal spray.
33. A device adapted for intranasal delivery of a pharmaceutical formulation comprising a container according to claim 30.
34. A compound of formula (I) substantially in the form of equant or substantially equant particles.
- 30 35. A compound as claimed in claim 32 wherein the particles are in the form of tetragonal bipyramidal or substantially tetragonal bipyramidal particles.
36. A compound of formula (I) substantially in the form of acicular particles.
37. A method of treatment of allergic rhinitis which comprises administering to a patient a pharmaceutically acceptable amount of a formulation according to
- 35 any one of claims 1 to 31.

- 38 The method according to claim 37 wherein the administration is once-per-day.
39. A pharmaceutical formulation as claimed in any one of claims 1 to 31 for use in human or veterinary medicine in the treatment of patients with an inflammatory and/or an allergic condition.
- 5 40. A pharmaceutical formulation as claimed in claim 39 for use in treatment once-per-day.
41. The use of a formulation according to any one of claims 1 to 31 for the manufacture of a medicament for the treatment of patients with an inflammatory and/or allergic condition.
- 10 42. The use according to claim 39 for treatment once-per-day.
43. A process for the preparation of a compound of formula (I) substantially in the form of equant or substantially equant particles which process comprises dissolving a compound of formula (I) in a suitable solvating solvent and crystallising the compound.
- 15 44. A process as claimed in claim 43 wherein the solvating solvent is acetone, propan-2-ol, ethylacetate or tetrahydrofuran.
45. A process as claimed in claim 44 wherein the solvating agent is acetone or propan-2-ol.
- 20 46. A process as claimed in any one of claims 43 to 45 wherein the compound of formula (I) is substantially in the form of tetragonal bipyramidal particles.

1/1



INTERNATIONAL SEARCH REPORT

International Application No

PCT/GB 03/00504

A. CLASSIFICATION OF SUBJECT MATTER

IPC 7 A61K9/10 A61K9/14 A61K9/72 A61K31/58 A61P11/02
A61P5/44

According to International Patent Classification (IPC) or to both national classification and IPC

B. FIELDS SEARCHED

Minimum documentation searched (classification system followed by classification symbols)

IPC 7 A61K A61P

Documentation searched other than minimum documentation to the extent that such documents are included in the fields searched

Electronic data base consulted during the international search (name of data base and, where practical, search terms used)

EPO-Internal, WPI Data, PAJ, BIOSIS, MEDLINE, EMBASE, CHEM ABS Data, SCISEARCH

C. DOCUMENTS CONSIDERED TO BE RELEVANT

Category °	Citation of document, with indication, where appropriate, of the relevant passages	Relevant to claim No.
P,X	WO 02 066422 A (MONTEITH MICHAEL JOHN ;BIGGADIKE KEITH (GB); COE DIANE MARY (GB);) 29 August 2002 (2002-08-29) page 9, line 40 -page 10, line 20; example 50 page 11, line 1 - line 35 ---	1-46
P,X	WO 02 12266 A (PAYNE JEREMY JOHN ;BIGGADIKE KEITH (GB); GLAXO GROUP LTD (GB); JON) 14 February 2002 (2002-02-14) page 9, line 8 - line 15; claim 21 page 10, line 8 -page 11, line 14 page 48, line 26 - line 31 --- -/--	1-46

☒ Further documents are listed in the continuation of box C.☒ Patent family members are listed in annex.

° Special categories of cited documents:

A document defining the general state of the art which is not considered to be of particular relevance

E earlier document but published on or after the international filing date

L document which may throw doubts on priority claim(s) or which is cited to establish the publication date of another citation or other special reason (as specified)

O document referring to an oral disclosure, use, exhibition or other means

P document published prior to the international filing date but later than the priority date claimed

T later document published after the international filing date or priority date and not in conflict with the application but cited to understand the principle or theory underlying the invention

X document of particular relevance; the claimed invention cannot be considered novel or cannot be considered to involve an inventive step when the document is taken alone

Y document of particular relevance; the claimed invention cannot be considered to involve an inventive step when the document is combined with one or more other such documents, such combination being obvious to a person skilled in the art.

& document member of the same patent family

Date of the actual completion of the international search

17 April 2003

Date of mailing of the international search report

29/04/2003

Name and mailing address of the ISA

European Patent Office, P.B. 5818 Patentlaan 2
NL - 2280 HV Rijswijk
Tel. (+31-70) 340-2040, Tx. 31 651 epo nl,
Fax: (+31-70) 340-3016

Authorized officer

Blott, C

INTERNATIONAL SEARCH REPORT

International Application No

PCT/GB 03/00504

C.(Continuation) DOCUMENTS CONSIDERED TO BE RELEVANT

Category *	Citation of document, with indication, where appropriate, of the relevant passages	Relevant to claim No.
P,X	WO 02 12265 A (COOTE STEVEN JOHN ;BIGGADIKE KEITH (GB); GLAXO GROUP LTD (GB); NIC) 14 February 2002 (2002-02-14) cited in the application page 1, line 11; claims 1-63 page 5, line 1 - line 9 page 6, line 6 -page 7, line 30 ---	1-46
P,X	US 2002/177581 A1 (BIGGADIKE KEITH) 28 November 2002 (2002-11-28) the whole document ---	1-46
P,X	US 2002/173496 A1 (BIGGADIKE KEITH) 21 November 2002 (2002-11-21) paragraph '0019!; examples 1-19 paragraph '0020! paragraph '0138! ---	1-46
P,X	US 2002/165211 A1 (REED KENTON LEWIS ET AL) 7 November 2002 (2002-11-07) the whole document ---	1-46
E	WO 03 013427 A (PARTRIDGE JOHN JOSEPH ;SMITHKLINE BEECHAM CORP (US); WALKER DWIGHT) 20 February 2003 (2003-02-20) page 2, line 1 - line 5; claims 1-27 ---	1-46
A	US 4 335 121 A (BAIN BRIAN M ET AL) 15 June 1982 (1982-06-15) cited in the application column 33, line 11 - line 16 column 33, line 40 - line 50; claims 1-25 ---	1-46
A	WO 00 38811 A (THEOPHILUS ANDREW LEWIS ;GLAXO GROUP LTD (GB); SINGH HARDEV (GB);) 6 July 2000 (2000-07-06) cited in the application the whole document -----	1-46

INTERNATIONAL SEARCH REPORT

Information on patent family members

International Application No

PCT/GB 03/00504

Patent document cited in search report		Publication date	Patent family member(s)	Publication date
WO 02066422	A	29-08-2002	WO 02066422 A1	29-08-2002
WO 0212266	A	14-02-2002	AU 7576001 A	18-02-2002
			AU 7649701 A	18-02-2002
			WO 0212265 A1	14-02-2002
			WO 0212266 A1	14-02-2002
			NO 20030549 A	04-02-2003
			US 2002177581 A1	28-11-2002
			US 2002173496 A1	21-11-2002
			US 2002165211 A1	07-11-2002
			US 2003045512 A1	06-03-2003
WO 0212265	A	14-02-2002	AU 7576001 A	18-02-2002
			AU 7649701 A	18-02-2002
			WO 0212265 A1	14-02-2002
			WO 0212266 A1	14-02-2002
			NO 20030549 A	04-02-2003
			US 2002177581 A1	28-11-2002
			US 2002173496 A1	21-11-2002
			US 2002165211 A1	07-11-2002
			US 2003045512 A1	06-03-2003
US 2002177581	A1	28-11-2002	AU 7576001 A	18-02-2002
			AU 7649701 A	18-02-2002
			WO 0212265 A1	14-02-2002
			WO 0212266 A1	14-02-2002
			NO 20030549 A	04-02-2003
			US 2002173496 A1	21-11-2002
			US 2002165211 A1	07-11-2002
US 2002173496	A1	21-11-2002	AU 7576001 A	18-02-2002
			AU 7649701 A	18-02-2002
			WO 0212265 A1	14-02-2002
			WO 0212266 A1	14-02-2002
			NO 20030549 A	04-02-2003
			US 2002177581 A1	28-11-2002
			US 2002165211 A1	07-11-2002
US 2002165211	A1	07-11-2002	AU 7576001 A	18-02-2002
			AU 7649701 A	18-02-2002
			WO 0212265 A1	14-02-2002
			WO 0212266 A1	14-02-2002
			NO 20030549 A	04-02-2003
			US 2002177581 A1	28-11-2002
			US 2002173496 A1	21-11-2002
WO 03013427	A	20-02-2003	WO 03013427 A2	20-02-2003
US 4335121	A	15-06-1982	AT 395428 B	28-12-1992
			AT 17084 A	15-05-1992
			AT 401521 B	25-09-1996
			AT 34491 A	15-02-1996
			AT 395427 B	28-12-1992
			AT 67481 A	15-05-1992
			AT 395429 B	28-12-1992
			AT 203186 A	15-05-1992
			AU 544517 B2	06-06-1985
			AU 6729881 A	20-08-1981

INTERNATIONAL SEARCH REPORT

Information on patent family members

International Application No

PCT/GB 03/00504

Patent document cited in search report		Publication date	Patent family member(s)	Publication date
US 4335121	A		BE 887518 A1	13-08-1981
			BG 60700 B2	29-12-1995
			CA 1201114 A1	25-02-1986
			CA 1205464 A2	03-06-1986
			CH 644615 A5	15-08-1984
			CH 651307 A5	13-09-1985
			CZ 9104034 A3	16-03-1994
			CY 1291 A	18-10-1985
			DE 3105307 A1	10-12-1981
			DE 3153379 C2	19-11-1992
			DK 62381 A ,B,	16-08-1981
			ES 8207194 A1	01-12-1982
			ES 8305379 A1	01-07-1983
			ES 8402317 A1	16-04-1984
			ES 8502447 A1	01-04-1985
			ES 8600936 A1	16-02-1986
			FI 810444 A ,B,	16-08-1981
			FR 2477156 A1	04-09-1981
			FR 2485542 A1	31-12-1981
			GB 2088877 A ,B	16-06-1982
			GB 2137206 A ,B	03-10-1984
			HK 58385 A	16-08-1985
			IE 51394 B1	24-12-1986
			IE 51395 B1	24-12-1986
			IT 1170717 B	03-06-1987
			JP 1488353 C	23-03-1989
			JP 56138200 A	28-10-1981
			JP 63037120 B	22-07-1988
			KE 3526 A	07-06-1985
			KR 8500969 B1	02-07-1985
			MX 9202717 A1	30-06-1992
			MY 75785 A	31-12-1985
			NL 84649 C	
			NL 8100707 A ,B,	16-09-1981
			NZ 196260 A	30-11-1983
			PH 24267 A	29-05-1990
			PT 72502 A ,B	01-03-1981
			SE 452468 B	30-11-1987
			SE 8101010 A	16-08-1981
			SG 36885 G	15-11-1985
WO 0038811	A	06-07-2000	AU 1877100 A	31-07-2000
			BR 9916587 A	25-09-2001
			CA 2356897 A1	06-07-2000
			CN 1335787 T	13-02-2002
			CZ 20012331 A3	13-03-2002
			EP 1144065 A1	17-10-2001
			WO 0038811 A1	06-07-2000
			HU 0104855 A2	29-04-2002
			JP 2002533205 T	08-10-2002
			NO 20013039 A	22-08-2001
			NZ 512400 A	28-02-2003
			PL 349345 A1	15-07-2002
			TR 200101845 T2	22-10-2001
			US 6482438 B1	19-11-2002