



(51) International Patent Classification:

C07H 3/06 (2006.01) *A61K 31/702* (2006.01)
A23L 1/09 (2006.01) *C07H 1/06* (2006.01)
A23L 1/29 (2006.01)

(21) International Application Number:

PCT/DK2015/050382

(22) International Filing Date:

4 December 2015 (04.12.2015)

(25) Filing Language:

English

(26) Publication Language:

English

(30) Priority Data:

PA 2014 70763 5 December 2014 (05.12.2014) DK

(71) Applicant: **GLYCOM A/S** [DK/DK]; Diplomvej 373 Ø,
1st floor, 2800 Kongens Lyngby (DK).

(72) Inventors: **CHASSAGNE, Pierre**; 9 Rue du Commerce,
63110 Beaumont (FR). **MATWIEJUK, Martin**; Kleine
Holl 23, 22115 Hamburg (DE). **HEDEROS, Markus**;
Byggmästaregatan 103, 23343 Svedala (SE). **OS-
ZTROVSZKY, Györgyi**; Virágh Ferenc u. 32, 4600
Kisvárdá (HU). **DEKANY, Gyula**; 46 Furness Crescent,
Sinnamon Park, Queensland 4073 (AU).

(74) Agents: **THORSEN, Jesper** et al.; Inspicos P/S, Kogle
Allé 2, 2970 Hørsholm (DK).

(81) Designated States (unless otherwise indicated, for every

kind of national protection available): AE, AG, AL, AM,
AO, AT, AU, AZ, BA, BB, BG, BH, BN, BR, BW, BY,
BZ, CA, CH, CL, CN, CO, CR, CU, CZ, DE, DK, DM,
DO, DZ, EC, EE, EG, ES, FI, GB, GD, GE, GH, GM, GT,
HN, HR, HU, ID, IL, IN, IR, IS, JP, KE, KG, KN, KP, KR,
KZ, LA, LC, LK, LR, LS, LU, LY, MA, MD, ME, MG,
MK, MN, MW, MX, MY, MZ, NA, NG, NI, NO, NZ, OM,
PA, PE, PG, PH, PL, PT, QA, RO, RS, RU, RW, SA, SC,
SD, SE, SG, SK, SL, SM, ST, SV, SY, TH, TJ, TM, TN,
TR, TT, TZ, UA, UG, US, UZ, VC, VN, ZA, ZM, ZW.

(84) Designated States (unless otherwise indicated, for every

kind of regional protection available): ARIPO (BW, GH,
GM, KE, LR, LS, MW, MZ, NA, RW, SD, SL, ST, SZ,
TZ, UG, ZM, ZW), Eurasian (AM, AZ, BY, KG, KZ, RU,
TJ, TM), European (AL, AT, BE, BG, CH, CY, CZ, DE,
DK, EE, ES, FI, FR, GB, GR, HR, HU, IE, IS, IT, LT, LU,
LV, MC, MK, MT, NL, NO, PL, PT, RO, RS, SE, SI, SK,
SM, TR), OAPI (BF, BJ, CF, CG, CI, CM, GA, GN, GQ,
GW, KM, ML, MR, NE, SN, TD, TG).

Declarations under Rule 4.17:

— of inventorship (Rule 4.17(iv))

Published:

— with international search report (Art. 21(3))

(54) Title: CRYSTALLINE DIFUCOSYLLACTOSE

(57) Abstract: Crystalline difucosyllactose, useful in a pharmaceutical composition and a nutritional composition is disclosed. Also disclosed is a method of obtaining crystalline difucosyllactose by crystallisation from a mixture of water and one or more C₁ - C₄ alcohols and a method of synthesising difucosyllactose from suitably protected lactose and a glycosyl donor.



WO 2016/086947 A1

CRYSTALLINE DIFUCOSYLLACTOSE

FIELD OF THE INVENTION

This invention relates to the tetrasaccharide DFL (difucosyllactose, $\text{Fuc}(\alpha 1-2)\text{Gal}(\beta 1-4)[\text{Fuc}(\alpha 1-3)]\text{Glc}$) in crystalline form, its chemical synthesis and a method of obtaining it as a by-product in the production of 2'-FL (2'-O-fucosyllactose).

BACKGROUND OF THE INVENTION

In recent years, efforts have increasingly been made to produce industrially complex carbohydrates, such as secreted oligosaccharides. This has been due to the roles of such compounds in numerous biological processes in living organisms. Secreted oligosaccharides, such as human milk oligosaccharides ("HMOs"), have become particularly important commercial targets for nutrition and therapeutic applications. Human milk oligosaccharides (HMOs) have become of great interest in the past few years due to their important functions in human development. To date, the structures of at least 115 HMOs have been determined, and considerably more are probably present in human milk (Urashima et al.: *Milk oligosaccharides*, Nova Science, 2011). Fucosylated lactoses including DFL are considered to be among the more important HMOs because of their nutritional value (see WO 2012/158517).

To date, ways of making large volumes of fucosylated lactoses at low cost have not been available. The isolation of fucosylated oligosaccharides from human milk has been rather difficult, even in milligram quantities, and very expensive due to the presence of a large number of other similar oligosaccharides in human milk. This problem has not been solved by current biotechnology or synthetic chemistry technology. Because of the growing commercial interest in nutritional compositions and supplements containing HMOs, there has been a need for a low cost method of making such HMOs.

Crystallization or recrystallization is one of the simplest and cheapest methods to separate a chemical product from contaminants and obtain it in pure form. In addition, crystalline modifications of a solid compound are important in the development of a compound, because different crystalline forms or polymorphs can have different properties – for example its thermodynamic stability, solubility, density, and hygroscopicity.

DFL was first isolated from mother's milk and its structure was elucidated with standard chemical methods including acid hydrolysis (Kuhn et al. *Liebigs Ann. Chem.* **611**, 249 (1958)). Chemical synthesis of DFL has been disclosed by Takeo et al. (*Carbohydr. Res.* **141**, 159 (1985)) and Fernandez-Mayoralas et al. (*Carbohydr. Res.* **154**, 93 (1986)). The biosynthesis of DFL, together

with 2'-FL and 3-FL (3-O-fucosyllactose), has been reported recently in WO 2012/112777. However, no crystalline form of DFL has, as yet, been described (Collins (ed.): *Dictionary of Carbohydrates*, Chapman & Hall/CRC (2006), p 675).

5 There has been a need, therefore, for a method of crystallizing DFL, particularly from a mixture of DFL and 2'-FL.

SUMMARY OF THE INVENTION

This invention provides DFL as a polycrystalline material containing water of hydration, preferably 2-5 mols of water per mol of DFL, particularly 5 mols of water per mol of DFL, and pharmacological or nutritional compositions containing the same.

10 The invention also provides a process for obtaining the crystalline DFL by crystallizing it from an aqueous solution and comprising the steps of:

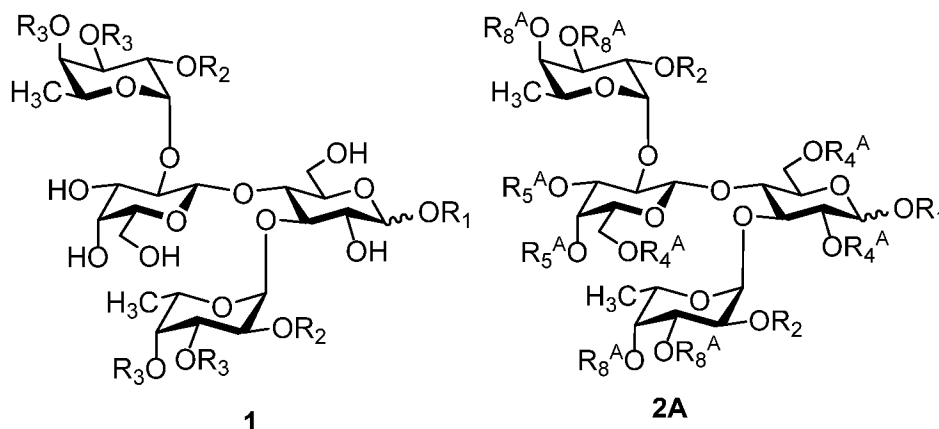
- 15 a) dissolving non-crystalline DFL in water or a solvent system containing one or more C₁-C₄ alcohols and water between room temperature (ca. 25 °C) and 80 °C to form a mixture, or providing a DFL solution in water or a solvent system containing one or more C₁-C₄ alcohols and water between room temperature (ca. 25 °C) and 80 °C,
- b) stirring the mixture obtained in step a) and allowing it to cool, preferably to room temperature, if step a) is performed above room temperature,
- c) optionally adding one or more C₁-C₄ alcohols to the mixture during step b), and
- 20 d) then collecting and drying DFL crystals which precipitate from the mixture during step b) and/or c).

Advantageously, the process for obtaining the crystalline DFL comprises the steps of:

- 25 a) dissolving non-crystalline DFL in a solvent system containing one or more C₁-C₄ alcohols and water between room temperature (ca. 25 °C) and 80 °C to form a mixture,
- b) stirring the mixture obtained in step a) and allowing it to cool, preferably to room temperature, if step a) is performed above room temperature,
- c) optionally adding seeding crystal of DFL to assist crystallization during step b),
- d) optionally adding one or more C₁-C₄ alcohols to the mixture during step b), and
- e) then collecting and drying DFL crystals which precipitate from the mixture during step b) and/or d).

30 The non-crystalline DFL used for crystallization is made by chemical or biotechnological method.

Furthermore, the invention relates to compounds of formula **1** and **2A**



wherein R_1 and R_2 are independently a group removable by hydrogenolysis

R_3 is selected from a group removable by hydrogenolysis and H, preferably H,

5 R_4^A is selected from acyl and H,

R_5^A is selected from acyl and H, or two R_5^A groups together form a moiety

$R_6 \text{---} \text{C} \text{---} R_7$, wherein R_6 and R_7 are independently selected from alkyl and phenyl, or R_6 and R_7 together with the carbon atom to which they are attached form a cycloalkylidene, and

10 R_8^A is selected from group removable by hydrogenolysis, acyl and H, or two R_8^A groups belonging to same fucosyl residue together form a moiety $R_9 \text{---} \text{C} \text{---} R_{10}$, wherein R_9 and R_{10} are independently selected from alkyl and phenyl, or R_9 and R_{10} together with the carbon atom to which they are attached form a cycloalkylidene,

15 provided that R_4^A , R_5^A and R_8^A are not all H,

or a hydrate or solvate thereof.

Further, the invention relates to preparing DFL from a compound of formula **1** by hydrogenolysis.

BRIEF DESCRIPTION OF THE FIGURES

The invention will be described in further detail hereinafter with reference to the accompanying
20 figures, in which:

Figure 1 shows the X-ray powder diffraction pattern of the crystalline difucosyllactose sample obtained according to Example 5C (Peaks marked with FP belong to fluoro-phlogopite internal standard).

5 Figure 2 shows the X-ray powder diffraction pattern of the crystalline difucosyllactose sample obtained according to Example 5A (compared to that of Example 5C marked with asterisk).

Figure 3 shows the X-ray powder diffraction pattern of the crystalline difucosyllactose sample obtained according to Example 5B (compared to that of Example 5C marked with asterisk).

Figure 4 shows the X-ray powder diffraction pattern of the crystalline difucosyllactose sample obtained according to Example 3A (compared to that of Example 5C marked with asterisk).

10 Figure 5 shows the X-ray powder diffraction pattern of the crystalline difucosyllactose sample obtained according to Example 3B (compared to that of Example 5C marked with asterisk).

DETAILED DESCRIPTION OF THE INVENTION

This invention provides DFL as a polycrystalline material. The crystalline DFL of this invention contains water of hydration, preferably 2-5 mols of water per mol of DFL, particularly 5 mols of
15 water per mol of DFL, as determined from thermal gravimetric analysis of the sample.

The crystalline DFL of this invention has an X-ray powder diffraction reflections, based on a measurement using CuK α radiation, at 11.10 ± 0.20 2Θ , preferably at 11.10 ± 0.20 2Θ and 15.80 ± 0.20 2Θ , more preferably at 11.10 ± 0.20 2Θ , 15.80 ± 0.20 2Θ and 18.38 ± 0.20 2Θ , and even
20 more preferably at 11.10 ± 0.20 2Θ , 15.80 ± 0.20 2Θ , 18.38 ± 0.20 2Θ and 14.46 ± 0.20 2Θ , most preferably 11.10 ± 0.20 2Θ , 15.80 ± 0.20 2Θ , 18.38 ± 0.20 2Θ , 14.46 ± 0.20 2Θ and 16.54 ± 0.20 2Θ . The XRPD pattern is shown in Fig. 1 and the list of peaks of the XRPD pattern of the crystalline DFL is set forth in Table 1, below.

2 Θ [deg]	rel. intensity (%)	2 Θ [deg]	rel. intensity (%)
7.68	20	20.52	25
9.10	57	21.06	38
9.66	23	21.66	61
10.72	35	22.09	35
11.10	100	22.56	47
11.75	45	22.86	59
12.14	41	23.34	33
12.42	22	23.68	29
14.46	61	24.56	23
14.78	40	25.33	35

14.96	31	26.14	28
15.80	84	27.66	27
16.54	61	28.50	41
18.38	81	29.14	25
18.68	55		

Table 1.

Preferably, the crystalline DFL is substantially pure. The term "substantially pure" preferably means herein that the crystalline DFL contains less than 10 w/w%, preferably less than 5 w/w%, more preferably less than 1 w/w%, even more preferably less than 0.5 w/w%, of impurities. The term "impurities" preferably means herein any physical entities different from the crystalline DFL and its water of hydration, such as an amorphous DFL, by-products, e.g. 2'-FL, from the synthesis of DFL, degradation products, inorganic salts and/or other contaminants.

Also preferably, the crystalline DFL is substantially free from organic solvents but contains water incorporated in the crystal structure. The term "substantially free from organic solvents" preferably means herein that the content of any organic solvent(s) is at most 1000 ppm, preferably at most 800 ppm, more preferably at most 600 ppm, even more preferably at most 400 ppm and in particular at most 200 ppm.

Of course, the crystalline DFL can be an anomeric mixture of α - and β -anomers or a pure form of one of the anomers.

The crystalline DFL of this invention is suitable for use as a pharmaceutical agent. Pharmaceutical compositions for such use can contain the crystalline DFL as an active ingredient and one or more conventional pharmaceutically acceptable carriers, as well as additives, adjuvants, excipients and diluents (water, gelatine, talc, sugars, starch, gum arabic, vegetable gums, vegetable oils, polyalkylene glycols, flavouring agents, preservatives, stabilizers, emulsifying agents, lubricants, colorants, fillers, wetting agents, etc.) as described in the standard reference text, Remington's Pharmaceutical Sciences. The amounts of such ingredients can vary depending on whether the pharmaceutical compositions are intended for use with infants, children or adults or subjects having specialized needs.

The crystalline DFL of this invention is also suitable also for nutritional use. Nutritional compositions, such as foods, drinks or feeds, for such use can contain the crystalline DFL as an active ingredient, together with other edible micronutrients, vitamins and minerals. The amounts of such ingredients can vary depending on whether the nutritional compositions are intended for use with normal, healthy infants, children, adults or subjects having specialized needs (e.g. suffering from metabolic disorders). Micronutrients include, for example, edible oils, fats or fatty acids (such

as coconut oil, soy-bean oil, monoglycerides, diglycerides, palm olein, sunflower oil, fish oil, linoleic acid, linolenic acid etc.), carbohydrates (such as glucose, fructose, sucrose, maltodextrin, starch, hydrolysed cornstarch, etc.) and proteins from casein, soy-bean, whey or skim milk, or hydrolysates of these proteins, but protein from other sources (either intact or hydrolysed) can be used as well. Vitamins A, B1, B2, B5, B6, B12, C, D, E, H, K, folic acid, inositol and nicotinic acid and minerals and trace elements, such as Ca, P, K, Na, Cl, Mg, Mn, Fe, Cu, Zn, Se, Cr and I, can also be used.

A preferred nutritional composition containing the crystalline DFL is an infant formula, i.e., a foodstuff intended for use by infants during their first 4-6 months of life and satisfying by itself their nutritional requirements. The infant formula can contain one or more probiotic Bifidobacterium species, prebiotics such as fructooligosaccharides and galactooligosaccharides, proteins from casein, soy-bean, whey or skim milk, carbohydrates such as lactose, saccharose, maltodextrin, starch or mixtures thereof, lipids (e.g. palm olein, sunflower oil, safflower oil) and vitamins and minerals essential in a daily diet. The infant formula preferably contains 0.1-3.0 g of the crystalline DFL /100 g of the infant formula.

The crystalline DFL can also be used as a food supplement. The food supplement can also contain other active ingredients, such as one or more probiotics, vitamins, minerals, trace elements and other micronutrients. The food supplement can be for example in the form of tablets, capsules, pastilles or a liquid and contain conventional additives such as binders, coatings, emulsifiers, solubilising agents, encapsulating agents, film forming agents, adsorbents, carriers, fillers, dispersing agents, wetting agents, jellifying agents and gel forming agents. The daily dose of DFL can range from 0.1 to 3.0 g.

The crystalline DFL is further suitable for use as an active ingredient in the preparation of nutritional compositions including foods, drinks and feeds, preferably infant formulas, and food supplements. The nutritional compositions can be prepared in a conventional manner, for example by admixing micronutrient components in appropriate proportions, then adding vitamins and minerals. To avoid thermal degradation or decomposition, heat sensitive vitamins can be added after homogenization. Lipophilic vitamins can be dissolved in a fat source before mixing. A liquid mixture can be made with water, the temperature of which is preferably about 50-80 °C to help dissolution or dispersal of the ingredients. The crystalline DFL polymorph can then be added. The resulting mixture can then be homogenized by flash heating to about 80-150 °C by steam injection, heat exchanger or autoclave. This thermal treatment also reduces significantly the bacterial loads. The hot mixture can then be cooled rapidly to about 60-80 °C. If needed, further homogenization can be carried out at this temperature under high pressure of about 2-30 MPa. After cooling, heat

sensitive constituents can then be added, and the pH and the content of the solids can be conveniently adjusted. The resulting mixture is then dried to a powder by, for example, conventional spray drying or freeze drying methods. Probiotics can then be added by dry-mixing.

This invention also provides a process A for obtaining the crystalline DFL by crystallizing it from an aqueous solution. The crystallization process comprises the steps of:

a) dissolving non-crystalline DFL in water or a solvent system containing one or more C₁-C₄ alcohols and water between room temperature (ca. 25 °C) and 80 °C to form a mixture, or providing a DFL solution in water or a solvent system containing one or more C₁-C₄ alcohols and water between room temperature (ca. 25 °C) and 80 °C,

b) stirring the mixture obtained in step a) and allowing it to cool, preferably to room temperature, if step a) is performed above room temperature,

c) optionally adding one or more C₁-C₄ alcohols to the mixture during step b), and

d) then collecting and drying DFL crystals which precipitate from the mixture during step b) and/or c).

In the description of this process A, the term "C₁-C₄ alcohol" preferably means a mono- or dihydroxy alkanes having 1 to 4 carbon atoms, such as methanol, ethanol, n-propanol, i-propanol, n-butanol, i-butanol, s-butanol, t-butanol, ethylene glycol, propylene glycol or a mixture of two or more of them. Preferred C₁-C₄ alcohols are C₁-C₄ monohydroxy alkanes such as methanol, ethanol, n-propanol, i-propanol, n-butanol, i-butanol, s-butanol and t-butanol and mixtures thereof.

An even more preferred solvent system contains a C₁-C₃ monohydroxy alkane, particularly methanol, ethanol, i-propanol or a mixture thereof.

Seeding may be applied in step b) or c) to assist or initiate crystallization.

In a preferred embodiment of this process A, crude, syrupy or amorphous DFL, to be crystallized, is dissolved in an aqueous C₁-C₄ alcohol between 40 and 70 °C, optionally under agitation, until a clear solution is obtained in step a). This solution is allowed to cool to room temperature while stirring is continued for 6-72 hours in step b), during which a C₁-C₄ alcohol, particularly the same as was used in step a), can be added in step c). The precipitated DFL crystals are collected by filtration, washed with a C₁-C₄ alcohol and dried in step e). The collected and washed crystalline material is dried:

- either on air until constant weight or

- under vacuum, preferably at an elevated temperature.

Drying on air lasts typically a week. Vacuum drying can be conducted in a desiccator or vacuum oven typically between 5 and 25 mbar. When heating is applied during vacuum drying, the temperature preferably does not exceed 50 °C and lasts no more than 16 hours.

- The overall amount of aqueous C₁-C₄ alcohol used in crystallizing DFL in steps a), b) and c) is preferably around 2.5-8 volumes (1 volume is 1 ml of solvent or solvent parts per g of DFL to be crystallized), in which the C₁-C₄ alcohol/water ratio is preferably between 1 and 6 (by volume/volume). Preferably, the crude, syrupy or amorphous DFL is dissolved in step a) in an aqueous C₁-C₄ alcohol (3-6 volumes) between room temperature and 70 °C to make a solution, to which a further amount of a C₁-C₄ alcohol can be added, preferably slowly, during step c).
- 10 If isopropanol is used as the C₁-C₄ alcohol, the crude, syrupy or amorphous DFL is preferably dissolved in 3-4 volumes of aqueous isopropanol (isopropanol-water ratio is around 1) or 1-2.5 volumes of water and then 1.5-2 volumes of isopropanol are added at room temperature in step a), the obtained solution is stirred for about 12-24 hours in step b) and the precipitated DFL crystals are collected by filtration, washed with aqueous isopropanol and dried in step d).
- 15 If ethanol is used as the C₁-C₄ alcohol, the crude, syrupy or amorphous DFL is preferably dissolved in 2-7 volumes, especially 2.5-6.5 volumes, of aqueous ethanol (ethanol-water ratio is 1.5-3) or 1-2.5 volumes of water and then 1-4.5 volumes of ethanol are added at 50-70 °C in step a), the obtained solution is cooled down to room temperature and kept at this temperature while being stirred for about 12-50 hours in step b) and a further amount of ethanol (1-3.5 volumes) can be
- 20 added in steps c) before the precipitated DFL crystals are collected by filtration, washed with aqueous ethanol and dried in step d).

In other preferred embodiment of process A a DFL solution is provided in an aqueous C₁-C₄ alcohol at room temperature, optionally under agitation, until a clear solution is obtained in step a). This solution is stirred for 6-72 hours in step b) and a C₁-C₄ alcohol, particularly the same as was used in step a), is added in step c). The precipitated DFL crystals are collected by filtration,

25 washed with a C₁-C₄ alcohol and dried in step d).

The aqueous C₁-C₄ alcohol is preferably a binary mixture of a C₁-C₄ alcohol and water, wherein the C₁-C₄ alcohol is advantageously ethanol or isopropanol, or a ternary mixture of two C₁-C₄ alcohols and water. The overall amount of aqueous C₁-C₄ alcohol used in crystallizing DFL according to the above process is preferably around 8-16 volumes (1 volume is 1 ml of solvent or solvent parts per g of DFL to be crystallized), in which the C₁-C₄ alcohol(s)/water ratio is preferably between 2 and 4 (by volume/volume). Preferably, a DFL solution in water (2-3 volumes) is provided at room temperature in step a), to which a C₁-C₄ alcohol is added, preferably 6-13 volumes and preferably slowly, during step d). When using a ternary mixture of two C₁-C₄ alcohols and water, the first

30

alcohol is selected from C₃-C₄ alcohols, preferably isopropanol and the second alcohol is selected from C₁-C₂ alcohols, preferably methanol. The C₃-C₄/C₁-C₂ alcohol ratio in the overall aqueous C₁-C₄ alcohol at the end of crystallization is between 2-4 (volume/volume) and that in the aqueous C₁-C₄ alcohol used in step a) to provide a DFL solution is between 1-2 (volume/volume). Preferably, a
5 DFL solution in aqueous C₁-C₂ alcohol (3-6 volumes) is provided in step a) at room temperature, to which a C₃-C₄ alcohol is added, preferably 5-10 volumes and preferably slowly, during step c).

In a yet preferred embodiment of process A DFL is crystallized, from an aqueous C₁-C₄ alcohol containing an organic solvent other than an alcohol, preferably a ketone or an ester. A DFL solution in an aqueous C₁-C₄ alcohol is provided at room temperature in step a). This solution is
10 stirred is for 6-72 hours and an organic solvent other than an alcohol is added in step c). The precipitated DFL crystals are collected by filtration, washed with a C₁-C₄ alcohol and dried in step d).

The aqueous C₁-C₄ alcohol containing an organic solvent other than an alcohol is preferably a ternary mixture in which the C₁-C₄ alcohol is preferably a C₁-C₂ alcohol, more preferably methanol, and the organic solvent other than an alcohol is a ketone, preferably acetone, or an ester,
15 preferably an ester of acetic acid, more preferably ethyl or butyl acetate. The overall amount of aqueous C₁-C₄ alcohol containing an organic solvent other than an alcohol used in crystallizing DFL according to the above process is preferably around 6-20 volumes (1 volume is 1 ml of solvent or solvent parts per g of DFL to be crystallized), in which the (C₁-C₄ alcohol + organic
20 solvent)/water ratio is preferably between 1.5 and 3.5 (by volume/volume). Preferably, a DFL in an aqueous C₁-C₄ alcohol not containing an organic solvent other than an alcohol (3-7 volumes, water/ C₁-C₄ alcohol ratio is 1.3-3) is provided in step a) at room temperature, to which the organic solvent other than an alcohol is added (3-13 volumes), preferably slowly, during step c).

Is it advisable, in certain embodiments, to add seeding crystals to facilitate or control the
25 crystallization of DFL. The utilization of seeding crystals is preferable in step b) or c) of process A wherein DFL to be crystallized is produced by a biotechnological way (fermentation) and therefore accompanied by carbohydrate by-products that are prone to co-crystallize with DFL. By addition of seeding crystal the co-crystallization of carbohydrate by-product(s) from the crystallization mixture is avoidable and the selective crystallization of DFL in high purity is possible. However, when the
30 crude DFL is relatively pure, for example after chemical production of DFL, under certain conditions self-nucleation may occur and DFL is obtainable without seeding. Whether or not seeding is necessary for crystallizing out DFL depends on the relative purity of DFL in the crystallization mixture and/or its concentration in given solvent or solvents mixtures. These conditions are further disclosed in details below.

Process A disclosed above, especially when the C₁-C₄ alcohol is ethanol or isopropanol, preferably ethanol, is preceded by a chemical or biotechnological synthesis of DFL.

Accordingly, crystals of DFL can be obtained by a process B having the following steps:

- 5 a) chemically difucosylating a suitably protected 3,2'-dihydroxy-lactose acceptor and then completely deprotecting the resulting compound to obtain DFL;
- b) dissolving the crude DFL obtained in step a) at 50-70 °C, in 2.5-4 volumes of aqueous ethanol (ethanol-water ratio is 1.8-2.8), or first adding around 1 volume of water then 1.5-3 volumes of ethanol,
- 10 c) stirring the mixture obtained produced in step b) and allowing it to cool to room temperature,
- d) adding 2-3.5 volumes of ethanol to the mixture produced in step c), and
- e) collecting and drying the precipitated crystals produced in step e).

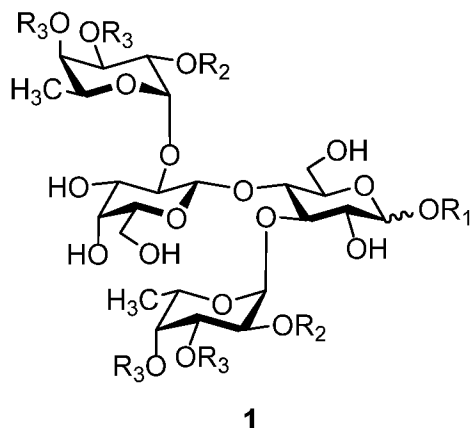
Process B disclosed above is suitable to obtain DFL without addition of seeding crystals.

- 15 Furthermore, crystals of DFL can also be obtained without seeding by a process B' having the following steps:

- 20 a) chemically difucosylating a suitably protected 3,2'-dihydroxy-lactose acceptor and then completely deprotecting the resulting compound to obtain DFL;
- b) dissolving the crude DFL obtained in step a), at room temperature, in 3-4 volumes of aqueous isopropanol (isopropanol-water ratio is about 1), or first adding around 1.5-2 volumes of water then 1.5-2 volumes of isopropanol,
- c) stirring the mixture obtained produced in step b) for at least one day, preferably at least 18 hours, and
- d) collecting and drying the precipitated crystals produced in step c).

25 In step a) of processes B and B', a straightforward way to get crude DFL is by a double fucosylation of a suitably protected 3,2'-dihydroxy lactose acceptor followed by the removal of the protecting groups. Such a total synthesis is described by Takeo et al. *Carbohydr. Res.* **141**, 159 (1985), or Fernandez-Mayoralas et al. *Carbohydr. Res.* **154**, 93 (1986).

30 However, a preferred way of making crude DFL in step a) of processes B and B' involves the hydrogenolysis of a compound of the following formula **1** or a hydrate or solvate thereof, to remove its R₁ and R₂ (and R₃ if present):



wherein R_1 and R_2 are independently a group removable by hydrogenolysis; and R_3 is selected from a group removable by hydrogenolysis and H.

In the description of step a) of processes B and B', the term "group removable by hydrogenolysis" preferably means a protecting group that has a C-O bond with the oxygen of the $-OR_1$, $-OR_2$ and $-OR_3$ groups, and that can be cleaved by hydrogen in the presence of a catalytic amount of palladium, Raney nickel or any other conventional hydrogenolysis catalyst to regenerate the OH group. Such protecting groups are described in Wuts and Greene: Protective Groups in Organic Synthesis, John Wiley & Sons, 2007, and include benzyl, diphenylmethyl (benzhydryl), 1-naphthylmethyl, 2-naphthylmethyl, triphenylmethyl (trityl) and benzyloxycarbonyl groups, each of which can be optionally substituted by one or more of the following groups: alkyl, alkoxy, phenyl, amino, acylamino, alkylamino, dialkylamino, nitro, carboxyl, alkoxy carbonyl, carbamoyl, N-alkylcarbamoyl, N,N-dialkylcarbamoyl, azido, halogenalkyl or halogen. Preferably, such substitution, if present, is on the aromatic ring(s). A preferred protecting group is benzyl or naphthylmethyl optionally substituted with one or more of the following groups: phenyl, alkyl, alkoxy and halogen, more preferably benzyl, 4-methylbenzyl, naphthylmethyl, 4-phenylbenzyl, 4-chlorobenzyl, 4-methoxybenzyl, 3,4-dimethoxybenzyl, 2,4,6-trimethylbenzyl and 2,3,4,5,6-pentamethylbenzyl, particularly unsubstituted benzyl, 4-chlorobenzyl, 3-phenylbenzyl and 4-methylbenzyl groups.

The hydrogenolysis can be carried out in a conventional manner. Preferably, the hydrogenation is carried out by treating the compound of formula **1** with hydrogen in the presence of a catalyst mentioned above in a protic solvent or in a mixture of protic solvents. The protic solvent can be water, acetic acid or a C_1 - C_6 alcohol. A mixture of one or more protic solvents with one or more aprotic organic solvents that are partially or fully miscible with the protic solvent(s), such as THF, dioxane, ethyl acetate or acetone can be used. Water, one or more C_1 - C_6 alcohols, or a mixture of water and one or more C_1 - C_6 alcohols is preferably used as the solvent system. Solutions and

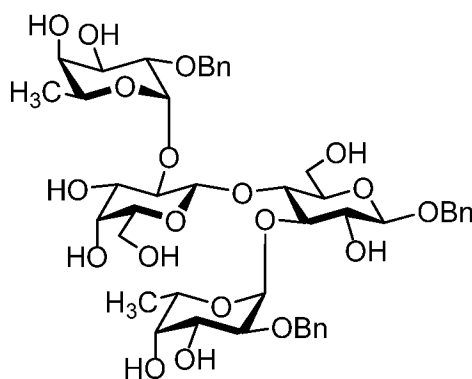
suspension containing a compound of formula **1** in any concentrations with the above-mentioned solvent(s) can also be used. The reaction mixture can be stirred at 10-100 °C, preferably at 20-50 °C, in hydrogen gas atmosphere of 1-50 bar, preferably 5-20 bar. A catalyst concentration of 0.1-5 %, preferably 0.5-1 %, based on the weight of the compound of formula **1** can be used.

5 Alternatively, transfer hydrogenolysis can be carried out. In this regard, hydrogen can be generated *in situ* from cyclohexene, cyclohexadiene, formic acid or ammonium formate. The pH of the hydrogenolysis mixture is preferably neutral, but organic or inorganic bases/acids and/or basic and/or acidic ion exchange resins can also be used to improve the kinetics of the hydrogenolysis. The use of basic substances is especially preferred when halogen substituent(s) are present on
10 the substituted benzyl groups of the compound of formula **1**. Preferred bases include carbonate and bicarbonate salts, triethylamine, diisopropyl ethylamine, ammonia, ammonium carbamate and diethylamine. An acid can be advantageously used as a co-solvent or additive when multiple benzyl groups have to be removed from the compound of formula **1**. Preferred acids include formic acid, acetic acid, propionic acid, chloroacetic acid, dichloroacetic acid, trifluoroacetic acid, HCl and
15 HBr. By this method, DFL can be readily produced in high yield and purity. In this regard, the DFL so produced can be isolated as an amorphous solid by precipitation from water or an organic solvent or an aqueous solution or – after filtration of the catalyst – from the solution in which it was formed from the compound of formula **1**. This can be done simply by cooling, or adding an ether such as MTBE, diethyl or diisopropyl ether, a C₁-C₆ alcohol, acetone or a mixture thereof to the
20 solution. Alternatively DFL can also be isolated by freeze drying and spray drying.

Preferably, compounds of formula **1** are crystalline materials. Crystalline partially benzylated DFL precursors are valuable and highly advantageous final process intermediates for use in making DFL of high purity, especially in a large or industrial scale. Generally, crystallization and/or
25 recrystallization are the simplest and cheapest methods to isolate a product or its precursor from a reaction mixture, separate it from contaminants and obtain it in pure form. Isolation or purification that uses crystallization makes any technological process more efficient. Because R₁, R₂ and optionally R₃ in the compounds of formula **1** are benzyl/substituted benzyl protecting groups, their removal from the compounds can occur nearly quantitatively without significant by-product formation even under gentle hydrogenolysis conditions. These protecting groups are converted
30 exclusively into toluene/substituted toluene during hydrogenolysis, and they can easily be removed from the water soluble DFL via conventional evaporation and/or extraction processes. Thus, the chemical purity of the DFL that can be obtained by process B is comparable to that of the compound of formula **1**, from which the DFL is formed.

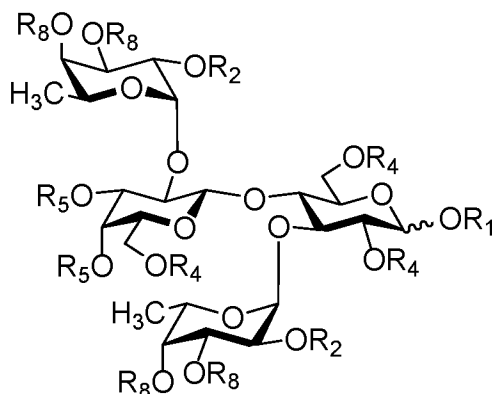
In preferred compounds of formula **1**, R₁ is selected from benzyl, 4-methylbenzyl, naphthylmethyl,
35 4-phenylbenzyl, 4-chlorobenzyl, 4-methoxybenzyl, 3,4-dimethoxybenzyl, 2,4,6-trimethylbenzyl and

2,3,4,5,6-pentamethylbenzyl, more preferably from benzyl and 4-methylbenzyl; R₂ is selected from benzyl, 4-methylbenzyl, naphthylmethyl, benzyloxycarbonyl, 4-phenylbenzyl, 4-chlorobenzyl, 4-methoxybenzyl, 3,4-dimethoxybenzyl, 2,4,6-trimethylbenzyl and 2,3,4,5,6-pentamethylbenzyl, preferably from benzyl and 4-methylbenzyl; R₃ is selected from benzyl, 4-methylbenzyl, naphthylmethyl, benzyloxycarbonyl, 4-phenylbenzyl, 4-chlorobenzyl, 4-methoxybenzyl, 3,4-dimethoxybenzyl, 2,4,6-trimethylbenzyl, 2,3,4,5,6-pentamethylbenzyl and H, preferably from benzyl, 4-methylbenzyl and H; and -OR₁ is in β-orientation. Especially preferred compound of formula 1 is of the following formula 1A:



1A

10 A compound of formula 1 can be made from a compound of the following formula 2



2

wherein R₁ and R₂ each are as defined above,

R₄ is acyl,

15 R₅ is acyl, or two R₅ groups together form a moiety $R_6-C(R_7)-$, wherein R₆ and R₇ are independently selected from alkyl and phenyl, or wherein R₆ and R₇ together with the carbon atom to which they are attached form a cycloalkylidene, and

R₈ is selected from a group removable by hydrogenolysis and acyl, or two R₈ groups

belonging to the same fucosyl residue together form a moiety $R_9-\overset{\diagup}{\text{C}}-\overset{\diagdown}{\text{C}}-R_{10}$, wherein R₉ and R₁₀ independently are selected from alkyl and phenyl, or wherein R₉ and R₁₀ together with the carbon atom to which they are attached form a cycloalkylidene,

5 or a hydrate or solvate thereof,

by a process C comprising the steps of:

a) deacylating the R₄ acyl groups and any R₅ and R₈ acyl groups of the compound of formula **2**; and optionally

b) removing any moiety $R_6-\overset{\diagup}{\text{C}}-\overset{\diagdown}{\text{C}}-R_7$ and any moiety $R_9-\overset{\diagup}{\text{C}}-\overset{\diagdown}{\text{C}}-R_{10}$ from the compound
10 of formula **2** by treatment with an acid.

In the description of this process C, the term “acyl” in R₄, R₅ and R₈ groups preferably means a Q-C(=O)- moiety, wherein Q can be H, alkyl (a linear or branched chain saturated hydrocarbon group with 1-6 carbon atoms, such as methyl, ethyl, *n*-propyl, *i*-propyl, *n*-butyl, *i*-butyl, *s*-butyl, *t*-butyl, *n*-hexyl, etc.) or aryl (homoaromatic group such as phenyl or naphthyl), e.g. formyl, acetyl, propionyl, butyryl, pivaloyl, benzoyl, etc. The acyl groups can either be unsubstituted or substituted one or
15 several times, preferably 1-5 times, more preferably 1-3 times. The substituents can be alkyl (for benzoyl), hydroxy, alkoxy, carboxy, oxo (forming a keto or aldehyde function), alkoxy-carbonyl, alkyl-carbonyl, formyl, aryl, aryloxy-carbonyl, aryloxy, aryl-amino, aryl-carbonyl, amino, mono- and dialkyl-amino, carbamoyl, mono- and dialkyl-aminocarbonyl, alkyl-carbonyl-amino, cyano,
20 alkanoyloxy, nitro, alkylthio and/or halogen (F, Cl, Br, I). Deacylation of the R₄ acyl groups and any R₅ and R₈ acyl groups can be carried out in a conventional manner to remove acyl groups. Acyl groups can be removed in a base catalysed transesterification deprotection reaction, so any acyl protecting groups for hydroxyls are removed in an alcohol solvent such as methanol, ethanol, propanol or *t*-butanol in the presence of an alcoholate such as NaOMe, NaOEt or KO^tBu at 20-100
25 °C. The alcohol and the alcoholate should be matched. The use of a co-solvent as toluene or xylene can be beneficial to control particle size of the product and to avoid gel formation. Preferably, a catalytic amount of NaOMe is used in methanol (Zemplén de-*O*-acylation). Acyl groups can also be removed by a base catalysed hydrolysis in water, an alcohol or a water-organic solvent mixture in homogeneous or heterogeneous reaction conditions at 0–100 °C. Preferably, a
30 strong base is used such as LiOH, NaOH, KOH, Ba(OH)₂, K₂CO₃, a basic ion exchange resin or a tetraalkylammonium hydroxide. In a preferred embodiment, the base is NaOH and the solvent is methanol. By aminolysis, i.e. *N*-acyl transfer based deprotection, acyl groups can also be removed

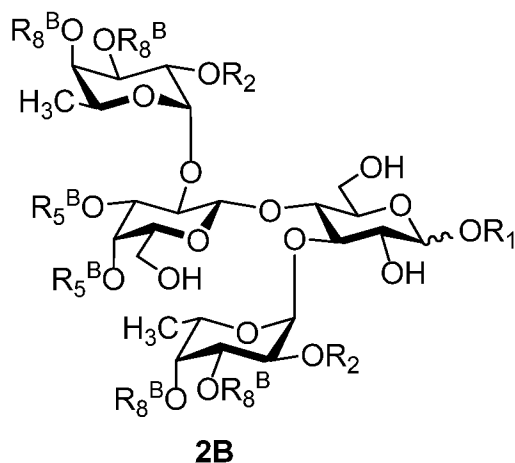
with ammonia, hydrazine, substituted hydrazine, ethylene diamine or primary amines in water, alcohol or water-organic solvent mixtures at 20-120 °C.

With regard to $R_6-\text{C}-R_7$ and $R_9-\text{C}-R_{10}$ groups, the term "alkyl" preferably means a linear or branched chain saturated hydrocarbon group with 1-6 carbon atoms, such as methyl, ethyl, *n*-propyl, *i*-propyl, *n*-butyl, *i*-butyl, *s*-butyl, *t*-butyl, *n*-hexyl, etc., and the term "cycloalkylidene" means a bivalent cyclic hydrocarbon ring or group having 3-8 carbon atoms, such as cyclopropylidene, cyclopentylidene, cyclohexylidene, cycloheptylidene, etc.

Any $R_6-\text{C}-R_7$ and/or $R_9-\text{C}-R_{10}$ protecting moieties can be removed by treatment with an acid in a conventional manner. By treatment with water acidified to pH>1-2, any such protecting cyclic acetal and/or ketal moieties can be removed simultaneously or successively to regenerate the 1,2-diol(s). Although, the compound of formula **2** also has acyl protecting groups which can also be removed by strong acidic hydrolysis (pH<1-2) and interglycosidic linkages that can also be split by strong acidic hydrolysis (pH<1-2), one skilled in the art can readily select reaction conditions for removing the protecting cyclic acetal or ketal moieties while leaving intact acyl protecting groups and interglycosidic linkages. Water, which serves as a reagent for removing the protecting cyclic acetal or ketal moieties, can also serve as a solvent or co-solvent in this hydrolysis reaction. In this reaction, organic protic or aprotic solvents which are stable under acidic conditions and miscible fully or partially with water, such as C₁-C₆ alcohols, acetone, THF, dioxane, ethyl acetate or MeCN, can be used in a mixture with water, and with protic acids such as acetic acid, trifluoroacetic acid, HCl, formic acid, sulphuric acid, perchloric acid, oxalic acid, *p*-toluenesulfonic acid, benzenesulfonic acid or a cation exchange resin in from catalytic amounts to large excesses. The hydrolysis can be carried out at temperatures of 20 °C to reflux until reaching completion which can take about 2 hours to 3 days depending on temperature, concentration and pH. Preferred are: an aqueous solution of an organic acid such as acetic acid, formic acid, chloroacetic acid or perchloric acid used at 20-75 °C; and a C₁-C₆ alcohol-water-DCM mixture in the presence of HCl, TFA or a sulfonic acid such as *p*-toluenesulfonic acid or champhorsulfonic acid. Alternatively, an anhydrous C₁-C₆ alcohol can be used for the cleavage of the acyclic/cyclic acetal/ketal moieties by a trans-acetalization/trans-ketalization process catalysed by an acid such as hydrogen chloride, sulphuric acid, perchloric acid, *p*-toluenesulfonic acid, acetic acid, oxalic acid, champhorsulfonic acid or a strong acidic ion-exchange at 20 °C to reflux. Preferably, such an acid catalysed mild hydrolysis is carried out in a mixture of water and a C₁-C₆ alcohol, preferably isopropanol, in the presence of a sulfonic acid, preferably *p*-toluenesulfonic acid.

Steps a) and b) in the above process C can be carried out in any order. Thus, deacylation of a compound of formula **2**, wherein R_4 , R_5 and R_8 are independently acyls, leads directly to compounds of formula **1**, whereas deacylation of compounds of formula **2**, wherein at least one of the $R_6-\overset{\diagup}{\text{C}}-\overset{\diagdown}{\text{R}}_7$ and $R_9-\overset{\diagup}{\text{C}}-\overset{\diagdown}{\text{R}}_{10}$ moieties is present, results in the formation of a compound of

5 the following formula **2B**



wherein R_1 and R_2 each are as defined above,

R_5^B is H, or two R_5^B groups together form a moiety $R_6-\overset{\diagup}{\text{C}}-\overset{\diagdown}{\text{R}}_7$ as defined above, and

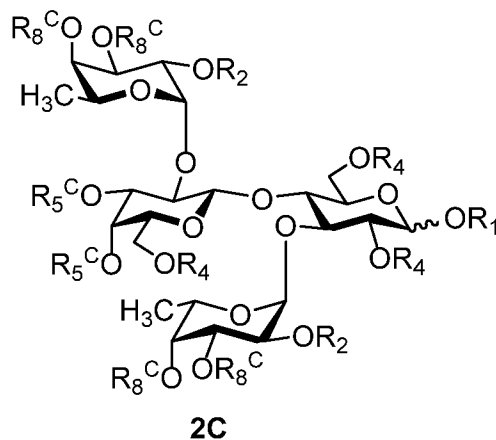
R_8^B is selected from a group removable by hydrogenolysis and H, or two R_8^B groups

10 belonging to the same fucosyl residue together form a moiety $R_9-\overset{\diagup}{\text{C}}-\overset{\diagdown}{\text{R}}_{10}$ as defined above,

provided that at least one $R_6-\overset{\diagup}{\text{C}}-\overset{\diagdown}{\text{R}}_7$ or $R_9-\overset{\diagup}{\text{C}}-\overset{\diagdown}{\text{R}}_{10}$ moiety is present.

The compound of formula **2B** can then be easily converted by acid treatment into a compound of formula **1**.

15 In a reverse order of deprotection, a compound of formula **2**, wherein at least one $R_6-\overset{\diagup}{\text{C}}-\overset{\diagdown}{\text{R}}_7$ or $R_9-\overset{\diagup}{\text{C}}-\overset{\diagdown}{\text{R}}_{10}$ moiety is present, can be subjected to acid treatment to obtain a compound of the following formula **2C**



wherein R_1 and R_2 each are as defined above,

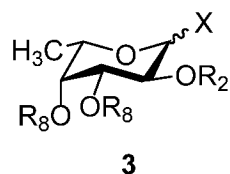
R_4 is acyl,

R_5^C is selected from H and acyl, and

- 5 R_8^C is selected from a group removable by hydrogenolysis, acyl and H,
provided that at least one of R_5^C and R_8^C is H.

The compound of formula **2C** can then be easily converted by deacylation into a compound of formula **1**.

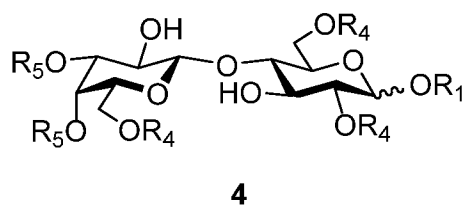
- 10 A compound of formula **2** (which is a fully-protected DFL derivative) can be synthesized via a glycosylation process D. Thus, a glycosyl donor of the following formula **3**



wherein R_2 and R_8 each are as defined above, and

X is selected from a halogen, $-\text{OC}(=\text{NH})\text{CCl}_3$, $-O$ -pentenyl, $-\text{OAc}$, $-\text{OBz}$ and $-\text{SR}_{11}$, in which R_{11} is selected from alkyl and optionally substituted phenyl;

- 15 can be coupled to a glycosyl acceptor of the following formula **4**



wherein R₁, R₄ and R₅ each are as defined above.

This glycosylation process D to produce the compound of formula **2** can be carried out in a conventional manner in an aprotic solvent or in a mixture of aprotic solvents in the presence of an activator. See Demchenko (Ed.): *Handbook of Chemical Glycosylation* Wiley (2008). The glycosylation reaction is generally promoted by heavy metal ions, mainly mercury or silver, and Lewis acids such as trimethylsilyl triflate or BF₃-etherate.

Preferably, a glycosyl halide (i.e., X is F, Cl, Br or I) is used in carrying out process D because of its easy accessibility and satisfactory reactivity. Typically, anomeric halides follow the reactivity order F<Cl<Br<I for nucleophilic displacement. Glycosyl fluorides can be prepared by treating the appropriate precursors such as hemiacetals, glycosyl halides, glycosyl esters and S-glycosides with fluorinating reagents such as HF, AgF, AgBF₄, tetrabutyl ammonium fluoride, diethylaminosulfur trifluoride, 2-fluoro-1-methylpyridinium tosylate, Selectfluor, Deoxo-Fluor or 4-methyl(difluoroiodo)-benzene.

A glycosyl trichloroacetimidate (i.e., X is -OC(=NH)CCl₃) can be prepared by adding a sugar with a free anomeric OH to trichloroacetonitrile under inorganic or organic base catalysis. The resulting glycosyl donor can be activated by a catalytic amount of a Lewis acid, such as trimethylsilyl triflate or BF₃-etherate, for the glycosylation reaction.

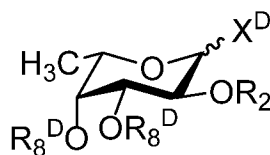
Glycosyl acetates or benzoates (i.e., X is -OAc or -OBz) are preferably first subjected to electrophilic activation to provide a reactive intermediate and then treated with a nucleophilic OH-acceptor. Typical activators of choice are Bronsted acids (e.g., *p*-TsOH, HClO₄ or sulfamic acid), Lewis acids (e.g., ZnCl₂, SnCl₄, triflate salts, BF₃-etherate, trityl perchlorate, AlCl₃ or triflic anhydride) or a mixture thereof.

Pentenyl glycosides (i.e. X is -O-(CH₂)₃-CH=CH₂) can be transglycosylated with appropriate glycosyl acceptors in the presence of a promoter such as NBS and NIS. Protic or Lewis acids (triflic acid, Ag-triflate, etc.) can enhance the reaction. The pentenyl glycosides can be prepared with the aid of *n*-pentenol by standard Fischer glycosylation of hemiacetals under acidic condition, by silver(I) salt promoted coupling of glycosyl bromides (Koenigs-Knorr method), or by glycosylation of 1-acetyl glycosides in the presence of tin(IV) chloride.

Thioglycosides (i.e., X is alkylthio- or optionally substituted phenylthio-group) can be activated by thiofilic promoters such as mercury(II) salts, Br₂, I₂, NBS, NIS, triflic acid, triflate salts, BF₃-etherate, trimethylsilyl triflate, dimethyl-methylthio sulphonium triflate, phenylselenyl triflate, iodonium dicollidine perchlorate, tetrabutylammonium iodide or mixtures thereof, preferably by Br₂, NBS, NIS or triflic acid.

Aprotic solvents such as toluene, THF, DCM, chloroform, dioxane, acetonitrile, chlorobenzene, ethylene dichloride, DMSO, DMF or *N*-methylpyrrolidone or mixtures thereof, preferably DMF, toluene, DCM or mixtures thereof, more preferably toluene or DMF-DCM mixture can be used in this glycosylation reaction at -20 to 20 °C, preferably at -10 to 5 °C, with reaction time of 5 min to 2

- 5 hours. For thiophilic activation, Br₂, NBS or NIS can be used, optionally in the presence of triflic acid or a triflate derivative. Usually an excess of donor (>2 eq.) is used compared to the acceptor to ensure bisglycosylation. For quenching the reaction, water or a C₁-C₆ alcohol is generally used, preferably an aqueous or alcoholic solution of a base like sodium carbonate, sodium bicarbonate, ammonia or triethyl amine, more preferably an aqueous Na₂S₂O₃/NaHCO₃ solution.
- 10 Preferably, the glycosyl donor is a compound of the following formula **3A**

**3A**

wherein R₂ is as defined above,

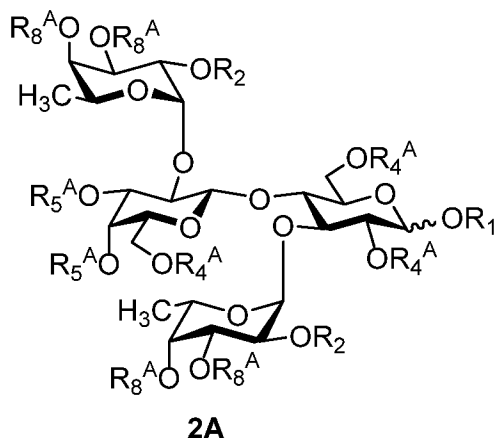
R₈^D is selected from acyl and a group removable by hydrogenolysis, and

X^D is phenylthio optionally substituted with one or more alkyl.

- 15 More preferably R₂ is selected from benzyl, 4-methylbenzyl, naphthylmethyl, 4-phenylbenzyl, 4-chlorobenzyl, 4-methoxybenzyl, 3,4-dimethoxybenzyl, 2,4,6-trimethylbenzyl and 2,3,4,5,6-pentamethylbenzyl; R₈^D is selected from benzyl, 4-methylbenzyl, naphthylmethyl, 4-phenylbenzyl, 4-chlorobenzyl, 4-methoxybenzyl, 3,4-dimethoxybenzyl, 2,4,6-trimethylbenzyl, 2,3,4,5,6-pentamethylbenzyl and benzoyl optionally substituted by one or more halogens; and X^D is
- 20 unsubstituted phenylthio. Even more preferably, R₂ is selected from benzyl and 4-methylbenzyl; and R₈^D is selected from benzoyl and 4-chlorobenzoyl.

The glycosyl donors of formula **3** can be made in a conventional manner, e.g. as described in WO 2010/115934 and WO 2010/115935. The acceptors of formula **4** can also be made in a conventional manner, e.g. as described by Tsukida et al. *J. Org. Chem.* **62**, 6876 (1997).

- 25 The compounds of formulae **2**, **2B** and **2C** above represent crucial intermediates in the total synthesis of DFL. Thus, this invention provides a compound of formula **2A**



wherein R_1 and R_2 each are as defined above,

R_4^A is selected from acyl and H,

R_5^A is selected from acyl and H, or two R_5^A groups together form a moiety $R_6-\overset{\diagup}{\underset{\diagdown}{C}}-R_7$,
 5 wherein R_6 and R_7 are as defined above, and

R_8^A is selected from group removable by hydrogenolysis, acyl and H, or two R_8^A groups
 belonging to same fucosyl residue together form a moiety $R_9-\overset{\diagup}{\underset{\diagdown}{C}}-R_{10}$, wherein R_9 and R_{10}
 are as defined above,

provided that R_4^A , R_5^A and R_8^A are not all H,

10 or a hydrate or solvate thereof.

Each of the novel derivatives of formula **2A** can be considered as a single chemical entity including α and β anomers, as well as an anomeric mixture of α and β isomers. The compounds of formula **2A** can be crystalline solids, oils, syrups, precipitated amorphous material or spray dried products. If crystalline, compounds of formula **2A** could exist either in anhydrous or hydrated crystalline
 15 forms, incorporating one or several molecules of water into their crystal structures. Similarly, the compounds of formula **2A** could exist in crystalline forms incorporating ligands such as organic molecules and/or ions into their crystal structures.

Preferably in compounds of formula **2A**, R_1 is selected from benzyl, 4-methylbenzyl, naphthylmethyl, 4-phenylbenzyl, 4-chlorobenzyl, 4-methoxybenzyl, 3,4-dimethoxybenzyl, 2,4,6-
 20 trimethylbenzyl and 2,3,4,5,6-pentamethylbenzyl; R_2 is selected from benzyl, 4-methylbenzyl, naphthylmethyl, benzyloxycarbonyl, 4-phenylbenzyl, 4-chlorobenzyl, 4-methoxybenzyl, 3,4-dimethoxybenzyl, 2,4,6-trimethylbenzyl and 2,3,4,5,6-pentamethylbenzyl; R_4^A is selected from acyl

and H; R_5^A is selected from acyl and H, or two R_5^A groups together form a moiety $R_6-\overset{\diagup}{\underset{\diagdown}{C}}-R_7$,

wherein R₆ and R₇ independently are selected from alkyl and phenyl, or R₆ and R₇ together with the carbon atom to which they are attached form a cycloalkylidene; and R₈^A is selected from benzyl, 4-methylbenzyl, naphthylmethyl, 4-phenylbenzyl, 4-chlorobenzyl, 4-methoxybenzyl, 3,4-dimethoxybenzyl, 2,4,6-trimethylbenzyl, 2,3,4,5,6-pentamethylbenzyl, acyl and H. More preferably in compounds of formula **2A**, R₁ and R₂ are benzyl; R₄^A is selected from acetyl, pivaloyl, benzoyl, 4-chlorobenzoyl and H; R₅^A is H, or two R₅^A groups together form an isopropylidene or a cyclohexylidene; R₈^A is selected from benzyl, acetyl, pivaloyl, benzoyl, 4-chlorobenzoyl and H; and -OR₁ is in β-orientation.

Another preferred way of process A is wherein steps a-d) are preceded by a biotechnological production of DFL. Accordingly, the biotechnological method comprises the steps of:

- a) culturing, in an aqueous fermentation broth or culture medium containing lactose or 2'-FL, a genetically modified LacZ⁻Y⁺ *E. coli* containing a recombinant gene that encodes a 1,2-fucosyl transferase, to produce DFL by fucosylating lactose, and then
- b) separating the aqueous carbohydrate fraction comprising DFL from non-carbohydrate particulates and contaminants of the fermentation broth.

In one embodiment, the fermentation results in a mixture of carbohydrate product in which DFL is in minority. In accordance with WO 01/0434 and M. Randrianisoa: *Synthèse microbiologique des antigènes glucidiques des groupes sanguins*, Thèse de Doctorat soutenue le 30/09/2008 à l'Université Joseph Fourier, Grenoble, France, culturing a genetically modified *E. coli*, containing a recombinant gene that encodes a 1,2-fucosyl transferase, preferably an α1,2-fucosyl transferase, in the presence of lactose can produce very significant amounts of both 2'-FL and DFL in the intra- and the extra-cellular matrix that can be transported to the fermentation broth in a passive way, i.e. can diffuse outside across the cell membrane. Lactose is preferably provided to the culture medium in an amount of at least 50, preferably at least 75, more preferably at least 100 grams of lactose per liter of initial volume of the culture medium, together with a carbon and energy source, preferably glycerol, advantageously in a continuous manner, so that the final volume of the culture medium is not more than three-fold, advantageously not more than two-fold, more advantageously less than two-fold of the volume of the culture medium before the culturing. The *E. coli* is also preferably cultured for at least 4 days, particularly up to 7 days, preferably at a temperature of 30 to 35 °C, and preferably with continuous agitation, continuous aeration and continuous feeding of the carbon and energy source and lactose. The resulting fermentation broth contains 2'-FL and DFL as the fucosylated target carbohydrates, and can contain carbohydrate-like contaminants, such as 2-O-fucosyl lactulose, lactose, FFL (Fuc(α1-2)Fuc(α1-2)Gal(β1-4)Glc), fucose, glucose and galactose. The broth preferably contains at least 75 grams, more preferably at least 100 grams,

particularly up to 115 grams of fucosylated target carbohydrates per liter of the broth. Among these carbohydrates, DFL preferably is at least 2.5 %, more preferably at least 5 %, even more preferably at least 10 %, up to about 20 % of the weight of 2'-FL, and among these carbohydrates, 2'-FL is preferably at least 75 w%, more preferably at least 80-85 w% and particularly 85-90 w%.

5 Advantageously, the resulting mixture of 2'-FL and DFL in the culture medium is at least 75, more advantageously at least 100, particularly at least 115 grams per liter of the culture medium.

Preferably, the fucosylated carbohydrates and carbohydrate-like contaminants are then separated from the fermentation broth by the following substeps i)-iii).

10 Substep i) preferably involves clarifying the aqueous fermentation broth to remove suspended particulates and contaminants, particularly cells, cell components, insoluble metabolites and debris produced by culturing the *E.coli* cell. In this substep i), the fermentation broth, can be clarified in a conventional manner, e.g. by centrifugation and/or filtration.

15 Substep ii) preferably involves removing substantially all the salts and proteins, as well as peptides, amino acids, RNA and DNA and any endotoxins and glycolipids that could interfere with the subsequent separation step, from the aqueous fermentation broth, preferably after it has been clarified in substep i). In this substep ii), proteins and related impurities can be removed from the fermentation broth in a conventional manner, e.g. by ultrafiltration, tangential flow high-performance filtration, tangential flow ultrafiltration, affinity chromatography, ion exchange chromatography and/or hydrophobic interaction chromatography.

20 Substep iii) preferably involves concentrating the aqueous solution from substep ii) by about 50-75 %, preferably 60-70 %. This substep iii) can be carried out in a conventional manner, e.g. by distilling off water at reduced pressure (20-100 mbars) and at ambient temperature up to 40-60 °C or by nanofiltration. The resulting concentrate then preferably contains 35-80 w/w%, preferably 40-68 w/w%, more preferably 45-60 w/w%, particularly 50-56 w/w% of total carbohydrates, including
25 2'-FL, DFL and other fucosylated and non-fucosylated carbohydrates. The proportion of 2'-FL in the carbohydrate mass of the resulting aqueous concentrate is more than around 80 %, more preferably more than about 85% and particularly about 90 %. The 2'-FL/DFL ratio in this carbohydrate mass is around 8:1 to 12:1 by weight.

30 Preferably, most of the 2'-FL in the resulting concentrate is then crystallized out selectively while DFL remains in the mother liquor. Preferably, this involves slowly adding a C₁-C₄ alcohol, preferably methanol, at 40-60 °C, preferably 45-55 °C to the concentrate at about the same temperature. The obtained mixture is then stirred and allowed to cool to room temperature while spontaneous crystallization of 2'-FL occurs. This crystallization can be expedited by adding seeding crystals to the broth. Preferably, the volume of the C₁-C₄ alcohol added to the concentrate,

in one, two or even more portions, is about 4-8 times, preferably about 5-7 times relative to the weight of 2'-FL in the concentrate.

DFL is then crystallized from the remaining mother liquor, preferably by first crystallizing most of the residual 2'-FL selectively and then crystallizing DFL from the remainder of the mixture.

5 Most of the residual 2'-FL is crystallized from the remaining mother liquor by first concentrating it to be 50-80 w/w%, more preferably 55-70 w/w%, particularly around 60-68 w/w%, of total carbohydrates containing 48-65 % 2'-FL in with a 2'-FL/DFL ratio of around 1:1 to 2:1 by weight. Then, a C₁-C₄ alcohol, preferably the same alcohol as before, is slowly added at 40-60 °C, preferably 50-60 °C, to the concentrated remaining mother liquor which is then stirred at the same
10 temperature and then allowed to cool to room temperature while spontaneous crystallization of 2'-FL occurs. This crystallization can be expedited by adding 2'-FL seeding crystals. Preferably, the volume of the C₁-C₄ alcohol added to the concentrated remaining mother liquor, in one, two or even more portions, is about 5-8.5 times relative to the weight of 2'-FL. The second mother liquor contains DFL/2'-FL in a ratio about 4-5:1.

15 Preferably, DFL is crystallized from the concentrated, preferably freeze dried, second mother liquor by a process E comprising the steps of:

a) dissolving the concentrated mother liquor containing DFL, preferably at 50-70 °C, by adding 6-7 volumes of aqueous ethanol (ethanol-water ratio is 1.5-2) to it, or first adding 2-2.5 volumes of water and then 4.5-5.5 volumes of ethanol,

20 b) stirring the mixture from step a) and then allowing it to cool to room temperature,

c) then adding seeding crystal of DFL to the mixture from step b) to assist in the crystallization,

d) optionally adding a further 0.5-1.5 volumes of ethanol to the mixture from step b) or c), and

e) collecting and drying the precipitated DFL crystals from step d).

25 In other embodiment, the biotechnological method of step a) above is conducted that the fermentation results in a mixture of carbohydrate products in which DFL is the major compound. This can be done by a genetically modified LacZ⁻Y⁺ *E. coli* containing recombinant genes that encode an α1,2-fucosyl and an α1,3-fucosyl transferase and culturing it in the presence of lactose, for example as disclosed in WO 2012/112777. The fucosylated carbohydrates and carbohydrate-
30 like contaminants are separated from the fermentation broth by substeps i)-iii) disclosed above with the difference that substep iii) involves concentrating the aqueous solution from substep ii), e.g. by distilling off water at reduced pressure (20-100 mbars) and at ambient temperature up to 40-60 °C

or by nanofiltration, to obtain a mixture containing 20-50 w/w%, preferably 25-45 w/w%, more preferably 30-40 w/w%, of total carbohydrates, including DFL, 2'-FL, 3-FL and other fucosylated and non-fucosylated carbohydrates such as lactose. The proportion of 2'-FL in the carbohydrate mass of the resulting aqueous concentrate is more than around 70 %, more preferably more than about 75% and particularly about 80 % (by weight), and this carbohydrate mass does not contain lactose in more than about 10 % (by weight).

Preferably, DFL is crystallized from the so-obtained concentrated aqueous mixture by adding, to the concentrated mixture containing DFL at room temperature,

- 2-7, preferably 4-5 volumes of ethanol (compared to the volume of water of the starting mixture) in portions, during which preferably seeding crystal of DFL is also added to assist the crystallization, or
- 0.25-0.75, preferably around 0.5 volumes of methanol (compared to the volume of water of the starting mixture) followed by the addition of isopropanol (3-6 volumes, preferably 3-6 volumes compared to the volume of water of the starting mixture) in portions during which preferably seeding crystal of DFL is also added to assist the crystallization.

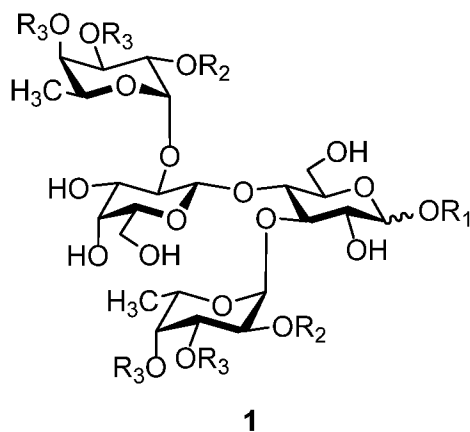
The total crystallization time is 1-3 day, preferably around 2 days.

Yet an embodiment in which the biotechnological method of step a) above provides a mixture of carbohydrate products with dominant content is fermenting, in an aqueous broth or culture medium containing 2'-FL and a genetically modified LacZ⁻Y⁺ *E. coli* comprising a recombinant gene that encodes a 1,2-fucosyl transferase, e.g. as disclosed in WO 2015/032413. The fucosylated carbohydrates and carbohydrate-like contaminants are separated from the fermentation broth by substeps i)-iii) disclosed above with the difference that substep iii) involves concentrating the aqueous solution from substep ii), e.g. by distilling off water at reduced pressure (20-100 mbars) and at ambient temperature up to 40-60 °C or by nanofiltration, to obtain a mixture containing 20-50 w/w%, preferably 25-35 w/w%, of total carbohydrates, including DFL, 2'-FL, and other fucosylated and non-fucosylated carbohydrates. The proportion of 2'-FL in the carbohydrate mass of the resulting aqueous concentrate is more than around 70 %, more preferably more than about 75% and particularly about 80 % (by weight). The DFL/2'-FL ratio in this carbohydrate mass is around 3:1 to 12:1 by weight.

Preferably, DFL is crystallized from the so-obtained concentrated aqueous mixture and containing DFL and 2'-FL in a ratio of about 3.5:1 to 4.5:1 by adding, to the concentrated mixture containing DFL at room temperature, 0.25-0.75 volumes of methanol (compared to the volume of water of the starting mixture) followed by the addition of an organic solvent different than an alcohol, preferably a ketone, particularly acetone (3-8 volumes compared to the volume of water of the starting

mixture) in portions during which preferably seeding crystal of DFL is also added to assist the crystallization. The total crystallization time is typically 1-2 days.

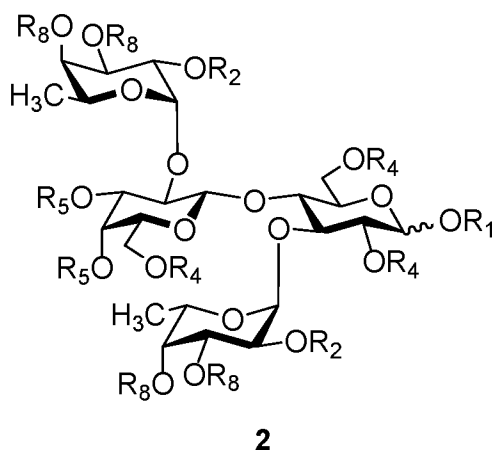
In addition, the invention relates to the chemical total synthesis of DFL comprising the step of hydrogenolysis of a compound of formula 1 or a hydrate or solvate thereof



5

wherein R_1 and R_2 are independently a group removable by hydrogenolysis; and R_3 is selected from a group removable by hydrogenolysis and H, preferably H.

Preferably, the compound of formula 1 is made from a compound of formula 2



10 wherein R_1 and R_2 each are as defined above,

R_4 is acyl,

R_5 is acyl, or two R_5 groups together form a moiety $R_6-\overset{\diagup}{\text{C}}-\overset{\diagdown}{\text{C}}-R_7$, wherein R_6 and R_7 are independently selected from alkyl and phenyl, or wherein R_6 and R_7 together with the carbon atom to which they are attached form a cycloalkylidene, and

R_8 is selected from a group removable by hydrogenolysis and acyl, or two R_8 groups

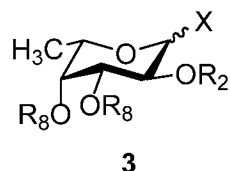
belonging to the same fucosyl residue together form a moiety $R_9-\overset{\diagup}{\text{C}}-\overset{\diagdown}{\text{C}}-R_{10}$, wherein R_9 and R_{10} independently are selected from alkyl and phenyl, or wherein R_9 and R_{10} together with the carbon atom to which they are attached form a cycloalkylidene,

5 or a hydrate or solvate thereof comprising the steps of:

a) deacylating the R_4 acyl groups and any R_5 and R_8 acyl groups of the compound of formula **2**; and optionally

b) removing any moiety $R_6-\overset{\diagup}{\text{C}}-\overset{\diagdown}{\text{C}}-R_7$ and any moiety $R_9-\overset{\diagup}{\text{C}}-\overset{\diagdown}{\text{C}}-R_{10}$ from the compound of formula **2** by treatment with an acid.

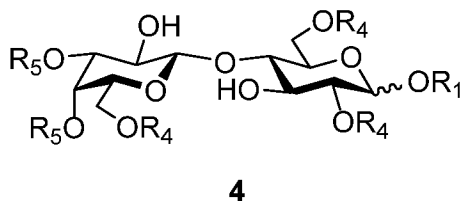
10 The compound of formula **2** is synthesized from a glycosyl donor of formula **3**



wherein R_2 and R_8 each are as defined above, and

X is selected from a halogen, $-\text{OC}(=\text{NH})\text{CCl}_3$, $-\text{O}$ -pentenyl, $-\text{OAc}$, $-\text{OBz}$ and $-\text{SR}_{11}$, in which R_{11} is selected from alkyl and optionally substituted phenyl;

15 and a glycosyl acceptor of formula **4**



wherein R_1 , R_4 and R_5 each are as defined above,

via glycosylation.

The steps of making DFL chemically from compounds of formula **3** and **4** via compound of formula **2** then **1** are disclosed in detailed form in step a) of process B, and in steps of process C and D above.

20

Other features of the invention will become apparent from the following examples which illustrate the invention but do not limit it.

EXAMPLES

Example 1 -- Producing a culture medium containing 2'-FL + DFL

Bacterial strains and inoculum preparation:

Engineered *E. coli* was constructed from *E. coli* K strain in accordance with WO 01/04341 and
5 Drouillard et al. *Angew. Chem. Int. Ed. Eng.* **45**, 1778 (2006), by deleting genes that are liable to
degrade lactose, the oligosaccharide products and their metabolic intermediates, inter alia the
lacZ, lacA and wcaJ genes, maintaining manB, manC, gmd and wcaG genes involved in the GDP-
fucose biosynthesis, and inserting *H. pylori* futC gene for α -1,2-fucosyl transferase, as only
glycosyl transferase.

10 Fermentation condition:

Glucose, glycerol, isopropyl thio- β -D-galactopyranoside (IPTG) and lactose were each sterilized at
120 °C. The culture was carried out in a 3 l fermenter containing 1.5 l of mineral culture medium
(Samain et al. *J. Biotechnol.* **72**, 33 (1999)). The temperature was kept at 33 °C and the pH
regulated at 6.8 with 28% NH₄OH. The inoculum (1 % of the volume of the basal medium)
15 consisted in a LB medium and the culture of the producing strain. The exponential growth phase
started with the inoculation and stopped until exhaustion of the carbon source (glucose 17.5 g/l)
initially added to the medium. The inducer (isopropyl thio- β -D-galactopyranoside, IPTG, 1-2 ml of a
50 mg/ml solution) was added at the end of the exponential phase. Then a fed-batch was realized,
using 1 l of a feed solution containing 500 g of glycerol and 160-200 g of lactose dissolved in
20 water, which was added to the culture during 4-7 days. At the end of the fermentation, the 2'-FL
concentration varied between 68-114 g/l, and the 2'-FL:DFL ratio varied between around 80:20 to
88:12 in the mixture produced. Fucosylated lactulose (2'-O-fucosyl-lactulose) was no more than 1
% in this mixture.

Purification of the broth:

25 Cells and proteins were removed by ultrafiltration and the obtained solution was concentrated by
nanofiltration to around 400 ml (the solution contained \approx 93 g of 2'-FL, \approx 10.5 g of DFL and \approx 0.5 g of
lactose). The solution was then treated with charcoal (8 g) to decolorize. The decolorized solution
was eluted through a strong cation exchange resin (H⁺ form) and a weak anion exchange resin
(free base form) to demineralize it and catch the remaining colour (eluent: demineralized water).
30 No separation of carbohydrates was observed. The carbohydrate positive fractions were pooled
and concentrated to 216 g at reduced pressure (20-30 mbars) at 40 °C. The analysis of the
resulting almost colourless solution showed no loss of 2'-FL, DFL and lactose by adsorption on the
charcoal and the resins.

Example 2 -- Selective crystallization of 2'-FL from the purified and concentrated culture medium containing 2'-FL + DFL of Example 1

A) To the solution obtained in Example 1 MeOH (280 ml) was added while keeping the temperature at 60 °C. 2'-FL seeding crystals were then added and another portion of MeOH (280 ml). After addition of MeOH the stirring was continued at the same temperature for 1 hour, then at 25 °C for 19 hours. The crystallized 2'-FL was filtered off and washed twice with 40 ml of MeOH. The mother liquor and the washing were freeze dried.

36 g from the freeze dried mixture (containing 21.8 g of 2'-FL and 9.2 g of DFL) were dissolved in in water (17.5 ml) and MeOH (22 ml) at 50 °C. The solution was cooled to room temperature and 2'-FL seeding crystals were added followed by addition of methanol (110 ml). The crystallization mixture was stirred at room temperature for 17 hours. The crystals were filtered off and washed with MeOH.

B) To the solution obtained in Example 1 MeOH (560 ml) was added while keeping the temperature at 50 °C. 2'-FL seeding crystals were then added and the stirring was continued at the same temperature for 1 hour, then at 25 °C for 19 hours. The crystallized 2'-FL was filtered off and washed twice with 40 ml of MeOH. The mother liquor and the washing were freeze dried.

23 g from the freeze dried mixture (containing 10.8 g of 2'-FL and 9.2 g of DFL) were dissolved in in water (8.5 ml) and MeOH (11 ml) at 50 °C. The solution was cooled to room temperature and 2'-FL seeding crystals were added followed by addition of methanol (55 ml). The crystallization mixture was stirred at room temperature for 1 hour at room temperature, 30 min at 50 °C and 17 hours at room temperature. The crystals were filtered off and washed with MeOH.

Example 3 -- Crystallization of DFL from fermentation sample

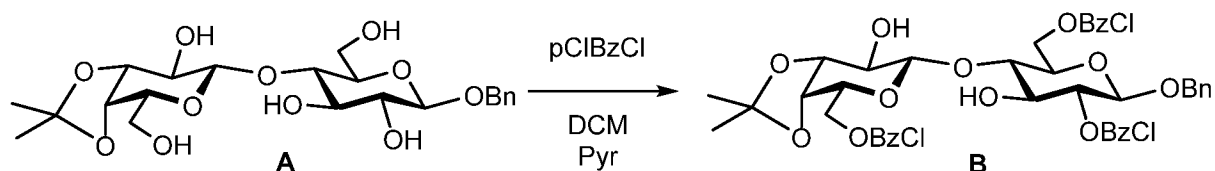
A) The mother liquor and the wash solutions from Example 2A were combined, concentrated and freeze-dried (white solid; 14.5 g; composition by HPLC assay: DFL 8.65 g, 2'-FL 2.0 g). The solid was dissolved in water (17 ml) and EtOH (34 ml) was slowly added at rt. The solution was seeded (~20 mg) and stirred at room temperature for 3 days. The crystals were filtered off and washed with 2x5 ml of EtOH/water (4:1) to give 8.78 g of wet solid. It was dried on air until constant weight (7 days, 6.77 g). HPLC assay: 99.9 % (rel. area). Water content: 19.9 % (Karl Fischer).

B) The mother liquor and the wash solutions from Example 2B were combined, concentrated and freeze-dried (white solid; 14.9 g; composition by HPLC assay: DFL 8.5 g, 2'-FL 2.1 g). The solid was dissolved in water (21 ml) and EtOH (34 ml) was added at 60 °C. The solution was cooled to room temperature, seeded (~20 mg) and stirred at room temperature for 3 days. More EtOH (8 ml) was added over 3 hours to the suspension, and stirring was continued for 5 hours more. Crystals

were filtered off and washed with 3x5 ml of EtOH/H₂O (4:1) to give 7.32 g of wet solid. It was dried on air until constant weight (7 days, 6.25 g). HPLC assay: 97.4 % (rel. area). Water content: 16.3 % (Karl Fischer).

Example 4 -- Chemical production of DFL

5 Acceptor synthesis:



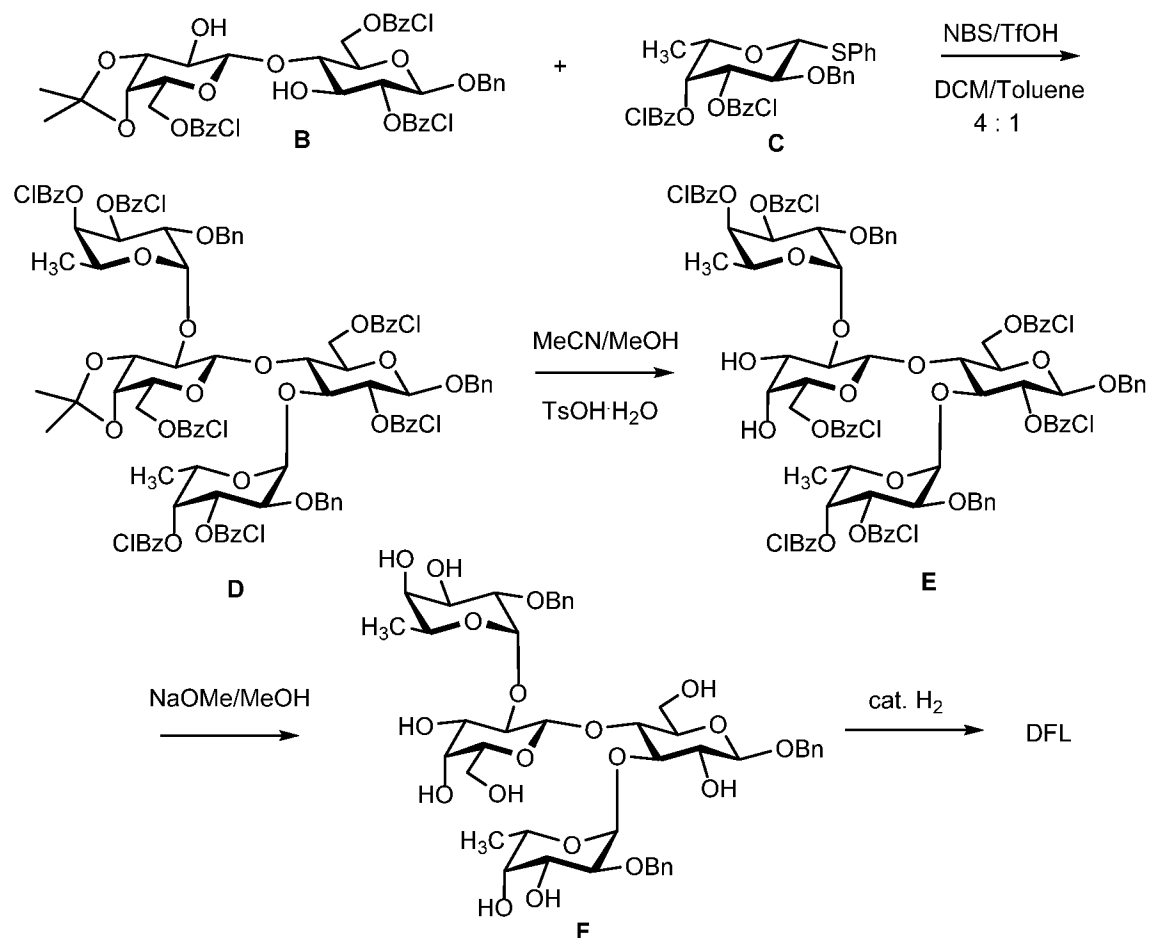
The pentahydroxy benzyl lactoside **A** (Tsukida et al. *J. Org. Chem.* **62**, 6876 (1997), 100 g) was suspended in 300 ml of dichloromethane (DCM) and 100 ml of pyridine. The mixture was cooled to 0 °C and p-chlorobenzoyl chloride (55 ml, 2 equiv.) was added slowly. The temperature was kept
 10 between 2-7 °C. After completion of the addition the reaction mixture was stirred for 1 hour at 2-7 °C, then p-chlorobenzoyl chloride (27.5 ml, 1 equiv.) was added slowly keeping the temperature between 2-7 °C. The mixture was stirred for 1 hour at 2-7 °C, then again p-chlorobenzoyl chloride (6 ml, 0.22 equiv.) was added slowly keeping the temperature between 2-7 °C. The mixture was
 15 stirred for 1 hour at 2-7 °C. Methanol (2 ml) was added to the mixture under stirring followed by addition of DCM (150 ml). The organic phase was washed with 20 % HCl solution (150 ml) and brine, then concentrated in vacuum. Compound **B** was crystallized from ethyl acetate/hexane or ethyl acetate/MTBE. See ¹H and ¹³C NMR assignments of compound **B** in Table 2 below (400 MHz, DMSO).

Ring	Proton	Shift (ppm)	Mult.	J (Hz)	Carbon	Shift (ppm)
Glucose (β)	H-1	4.82	d	8.1	C-1	99.0
	O-CH ₂ -Ph	4.70	d	12.0	O-CH ₂ -Ph	69.8
	O-CH ₂ -Ph	4.54	d	12.0		
	H-2	5.04	dd	8.9, 8.1	C-2	73.9
	H-3	3.90	ddd	8.9, 8.8, 2.1	C-3	72.0
	OH	5.16	d	2.1		
	H-4	3.85	dd	9.4, 8.8	C-4	80.4
	H-5	3.93	m		C-5	71.8
	H-6x	4.72	dd	12.1, 2.1	C-6	63.5
H-6y	4.56	dd	12.1, 5.7			
Galactose (β)	H-1	4.51	d	8.2	C-1	102.7
	H-2	3.33	ddd	8.2, 7.0, 5.3	C-2	71.8
	OH	5.60	d	5.3		
	H-3	4.03	dd	7.0, 5.8	C-3	79.2
	O-C((CH ₃) ₂)-O	1.43	s		O-C((CH ₃) ₂)-O	27.9
	O-C((CH ₃) ₂)-O	1.28	s		O-C((CH ₃) ₂)-O	26.1
					O-C((CH ₃) ₂)-O	109.0
	H-4	4.24	m		C-4	73.0
	H-5	4.35	m		C-5	70.6
	H-6x	4.59	dd	11.9, 2.4	C-6	64.2
H-6y	4.24	m				

Protecting groups are not detailed in the Table.

Table 2.

Fucosylation-deprotection:



Acceptor **B** (73 g) and donor **C** (WO 2010/115935, 127 g, 2.5 equiv.) were dissolved in DCM/toluene 4:1 (600 ml). The mixture was cooled to -12 °C, then NBS (40.2 g) and TfOH (360 µl) were added. The reaction mixture was kept at -5 °C until consumption of donor monitored by TLC. Addition of 25% NH₄OH solution (70 ml) quenched the mixture to which water was added (200 ml) and the phases were separated. The organic phase was washed 3 times with water (3 x 250 ml), dried and concentrated *in vacuo* to give compound **D**. See its ¹H and ¹³C NMR assignments in Table 3 below (400 MHz, CDCl₃).

Ring	Proton	Shift (ppm)	Mult.	J (Hz)	Carbon	Shift (ppm)
Glucose	H-1	4.61	d	7.9	C-1	92.7
	O-CH ₂ -Ph	4.76	d	13.2	O-CH ₂ -Ph	70.0
	O-CH ₂ -Ph	4.57	d	13.2		
	H-2	5.49	dd	8.7, 7.9	C-2	75.0
	H-3	4.24	dd	9.1, 8.7	C-3	75.7
	H-4	4.16	m		C-4	75.6
	H-5	3.92	m		C-5	73.8
	H-6x	5.16	dd	12.0, 1.7	C-6	62.7
H-6y	4.64	dd	12.0, 3.0			
Galactose	H-1	4.56	d	8.0	C-1	101.1
	H-2	3.73	dd	8.0, 5.4	C-2	78.2
	H-3	4.18	m		C-3	79.5
	O-C((CH ₂) ₂)-O	1.57	s		O-C((CH ₂) ₂)-O	28.1
	O-C((CH ₂) ₂)-O	1.39	s		O-C((CH ₂) ₂)-O	26.1
					O-C((CH ₂) ₂)-O	110.7
	H-4	4.19	m		C-4	73.6
	H-5	4.03	dd	8.7, 4.0	C-5	72.2
H-6x	5.03	dd	11.9, 4.0	C-6	63.3	
H-6y	4.86	dd	11.9, 8.7			
Fucose-1 (connected to glucose)	H-1	5.45	d	3.8	C-1	97.3
	H-2	3.93	dd	10.5, 3.8	C-2	72.4
	O-CH ₂ -Ph	4.39	d	12.0	O-CH ₂ -Ph	72.4
	O-CH ₂ -Ph	4.14	d	12.0		
	H-3	5.74	dd	10.5, 3.8	C-3	70.8
	H-4	5.61	dd	3.6, 1.0	C-4	72.9
	H-5	5.28	qd	6.4, 1.0	C-5	64.5
H-6	1.20	d	6.4	C-6	16.3	
Fucose-2 (connected to galactose)	H-1	5.63	d	3.4	C-1	95.1
	H-2	4.08	dd	10.7, 3.4	C-2	73.6
	O-CH ₂ -Ph	4.66	m		O-CH ₂ -Ph	72.2
	O-CH ₂ -Ph					
	H-3	5.64	dd	10.7, 3.2	C-3	70.2
	H-4	5.70	dd	3.2, 1.0	C-4	72.6
	H-5	4.53	qd	6.6, 1.0	C-5	65.2
H-6	1.21	d	6.6	C-6	16.1	

Protecting groups are not detailed in the Table.

Table 3.

10 The tetrasaccharide **D** obtained above was dissolved in acetonitrile/methanol 3:1 (400 ml). *p*-Toluenesulfonic acid monohydrate (13 g) was then added, the reaction mixture was stirred at room temperature overnight, neutralized with Et₃N and evaporated *in vacuo*. The residue was dissolved

- in DCM (600 ml) and washed with water (250 ml). The organic phase was concentrated *in vacuo* and the obtained crude material in MeOH (600 ml) and to which 25% NaOMe in MeOH solution (3 ml) was added. The reaction mixture was stirred at 40 °C for 6 hours then at room temperature for overnight, then neutralized with Amberlite IR 120 H⁺ resin. The resin was filtered off and some
- 5 MeOH was removed *in vacuo*. The solution was washed twice with hexane and concentrated *in vacuo*. The residue was crystallized from MeOH/iPrOAc to afford the tribenzyl derivative **F** (¹³C NMR (DMSO, 150 MHz): δ = 139.3, 139.0, 137.7, 128.0, 127.9, 127.8, 127.7, 127.6, 127.5, 127.3, 127.0, 126.8, 102.2, 100.0, 96.4, 95.6, 76.3, 75.7, 75.5, 75.3, 75.1, 74.7, 74.6, 74.4, 72.5, 71.8, 71.7, 70.0, 69.8, 69.4, 68.7, 67.8, 67.5, 65.4, 64.9, 59.4, 59.0, 16.1).
- 10 A sample from the above tribenzyl derivative **F** (17.36 g) was dissolved in 88 ml of MeOH/H₂O (4:1) in an autoclave. Pd/C catalyst (10%, 1.35 g) was added. The autoclave was filled with H₂ (5 bar) and the reaction mixture was stirred at 50 °C for 24 hrs. The catalyst was filtered off, washed with MeOH/H₂O (1:1), and the filtrate was concentrated *in vacuo* to afford a white syrup. Acetone was added to the syrup which was stirred at 50 °C for 30 mins to form a white precipitate. The solid
- 15 was filtered and dried to result in the amorphous DFL (12.1 g). See its ¹H and ¹³C NMR assignments in Table 4 below (400 MHz, D₂O), which are in good agreement with those reported (Ishizuka et al. *J. Carb. Chem.* **18**, 523 (1999)).

Ring	proton	δ (ppm)	multiplicity	J (Hz)	Carbon	δ (ppm)
Glucose- α (glu)	H-1	5.18	d	3.8	C-1	94.8
	H-2	3.78	m		C-2	75.5
	H-3	3.92	m		C-3	77.5
	H-4	3.86	m		C-4	75.3
	H-5	3.92	m		C-5	73.5
	H-6x	3.92	m		C-6	62.5
	H-6y	3.84	m			
Glucose- β (glu)	H-1	4.62	d	8.1	C-1	98.7
	H-2	3.49	dd	9.5, 8.1	C-2	78.3
	H-3	3.71	m		C-3	79.8
	H-4	3.88	m		C-4	75.4
	H-5	3.46	m		C-5	78.3
	H-6x	3.99	m		C-6	62.6
	H-6y	3.80	m			
Fucose-a, connected to α glucose (fu-a)	H-1	5.40	d	4.0	C-1	101.1
	H-2	3.80	m		C-2	70.8
	H-3	3.98	m		C-3	72.0
	H-4	3.81	m		C-4	74.7
	H-5	4.86	q	6.3	C-5	69.3
	CH ₂	1.24	d	6.3	CH ₂	18.1
Fucose-a, connected to β glucose (fu-a)	H-1	5.45	d	4.0	C-1	101.0
	H-2	3.80	m		C-2	70.8
	H-3	3.98	m		C-3	71.9
	H-4	3.80	m		C-4	74.7
	H-5	4.87	q	6.3	C-5	69.3
	CH ₂	1.24	d	6.3	CH ₂	18.1
Galactose (ga)	H-1	4.49	d	7.9	C-1	102.9
	H-2	3.63	m		C-2	79.1
	H-3	3.85	m		C-3	78.3
	H-4	3.87	m		C-4	71.5
	H-5	3.59	m		C-5	77.6
	H-6x	3.75	m		C-6	64.2
	H-6y	3.71	m			
Fucose-b (fu-b)	H-1	5.28	d	3.3	C-1	102.1
	H-2	3.81	m		C-2	70.8
	H-3	3.78 (3.76)	m		C-3	72.4
	H-4	3.82	m		C-4	74.4
	H-5	4.29 (4.27)	q	6.3	C-5	69.6
	CH ₂	1.26	d	6.3	CH ₂	18.2

Table 4.

Example 5 -- Crystallization of DFL from chemical sample

A) Tribenzyl DFL (10.0 g) was hydrogenolized as described above to give freeze-dried DFL
 5 (7.02 g). It was dissolved back in 7 ml of water, heated to 60 °C and 14 ml of EtOH were
 added dropwise. The resulting solution was allowed to slowly cool down to room
 temperature and stirred for 42 hours. Further EtOH (14 ml) was slowly dropped to the
 suspension which was stirred for 6.5 hours. The crystals were filtered off, washed with 10
 10 ml of EtOH/water (4:1), then 10 ml of EtOH, and dried for 16 hours at 45-50 °C and 10
 mbars to give the white crystalline DFL (5.99 g). HPLC assay: 98.6 % (rel. area). Water
 content: 15.3 % (Karl Fischer).

5 B) Tribenzyl DFL (40.0 g) was hydrogenolized as described above to give a concentrated aqueous solution (56 g), to which 20 ml of water and 48 ml of i-PrOH were added and the solution was stirred at rt. for 18 hours. The formed crystals were filtered off and dried for 16 hours at 45-50 °C and 10 mbars to give the white crystalline DFL (7.05 g). HPLC assay: 99.4 % (rel. area). Water content: 14.2 % (Karl Fischer).

10 C) Tribenzyl DFL (22.0 g) was hydrogenolized as described above to give a concentrated aqueous solution (31 g), to which 15 ml of ethanol were added slowly at room temperature to prevent precipitation. The solution was heated to 65 °C and 25 ml of EtOH were slowly added. Seed crystals were provided and the reaction mixture was stirred and allowed to cool to rt. After 15 hours, more EtOH (50 ml) was slowly added to the suspension, and it was stirred for 8 more hours. The crystals were filtered, washed with 2x20 ml of EtOH and dried for 16 hours at 45-50 °C and 10 mbars to give the white crystalline DFL (14.43 g). HPLC assay: 99.7 % (rel. area).

Example 6 -- XRPD analysis of DFL crystals

15 XRPD investigation was conducted with a Philips PW 1710/PW1820 instrument in transmission geometry, using CuK α radiation made monochromatic by means of a graphite monochromator. D-spacings were calculated from the 2 Θ values, based on a wavelength of 1.54186 Å. As a general rule the 2 Θ values have an error rate of ± 0.2 Å.

20 Figures 1-5 clearly show that the X-ray powder diffraction patterns of the crystalline DFL samples obtained in Examples 3 and 5 are identical.

CLAIMS

1. Crystalline difucosyllactose.
2. The crystalline difucosyllactose according to claim 1, characterized in that it displays X-ray powder diffraction reflections, based on a measurement using CuK α radiation, at 11.10 ± 0.20 2Θ , preferably at 11.10 ± 0.20 2Θ and 15.80 ± 0.20 2Θ , more preferably at 11.10 ± 0.20 2Θ , 15.80 ± 0.20 2Θ and 18.38 ± 0.20 2Θ , and even more preferably at 11.10 ± 0.20 2Θ , 15.80 ± 0.20 2Θ , 18.38 ± 0.20 2Θ and 14.46 ± 0.20 2Θ , most preferably 11.10 ± 0.20 2Θ , 15.80 ± 0.20 2Θ , 18.38 ± 0.20 2Θ , 14.46 ± 0.20 2Θ and 16.54 ± 0.20 2Θ .
3. The crystalline difucosyl-lactose according to claim 1 or 2 which preferably contains 2-5 mols, particularly 5 mols, of water of hydration per mol of difucosyllactose.
4. A method for producing crystalline difucosyllactose according to any one of claims 1 to 3 comprising the steps of:
 - a) dissolving non-crystalline DFL in water or a solvent system containing one or more C₁-C₄ alcohols and water between room temperature and 80 °C to form a mixture, or providing a DFL solution in water or a solvent system containing one or more C₁-C₄ alcohols and water between room temperature and 80 °C,
 - b) stirring the mixture from step a) and allowing it to cool if step a) is performed above room temperature,
 - c) optionally adding one or more C₁-C₄ alcohols to the mixture during step b), and
 - d) then collecting and drying precipitated DFL crystals from the mixture of step b) or c).
5. The method according to claim 4, wherein 2.5-8 volumes C₁-C₄ alcohol and water per g of DFL to be crystallized are used, and the C₁-C₄ alcohol/water volume ratio is between 1 and 6.
6. The method according to claim 4 or 5, wherein the C₁-C₄ alcohol is ethanol or isopropanol, preferably ethanol.
7. The method according to any one of claims 4-6 comprising the steps of:
 - dissolving non-crystalline DFL, preferably at 50-70 °C, in 2.5-6.5 volumes of aqueous ethanol (ethanol-water ratio is 1.5-3), or first adding 1-2.5 volumes of water then 1.5-4 volumes of ethanol, to form a mixture in step a),
 - cooling the mixture to room temperature in step b),
 - optionally adding further 1-3.5 volumes of ethanol to the mixture during step c), and

- then collecting and drying precipitated DFL crystals in step d).

8. The method according to any one of claims 4-6 comprising the steps of:

- dissolving non-crystalline DFL, preferably at room temperature, in 3-4 volumes of aqueous isopropanol (isopropanol-water ratio is about 1), or first adding 1.5-2 volumes of water then
5 1.5-2 volumes of isopropanol, to form a mixture in step a),

- stirring the mixture for 12-24 hours in step b),

- then collecting and drying precipitated DFL crystals in step d).

9. The method according to any one of claims 4-6 comprising the steps of:

- providing a DFL solution in 2-3 volumes of water at room temperature in step a),

10 - to which solution 6-13 volumes of a C₁-C₄ alcohol, preferably ethanol or isopropanol, are added in step c).

10. The method according to any one of claims 4-6 comprising the steps of:

- providing a DFL solution in 3-6 volumes of aqueous C₁-C₂ alcohol, preferably methanol, at room temperature in step a),

15 - to which solution 5-10 volumes of a C₃-C₄ alcohol, preferably isopropanol, are added in step c).

11. The method according to any one of claims 4-6 comprising the steps of:

- providing, at room temperature, a DFL solution in 3-7 volumes of aqueous C₁-C₄ alcohol, preferably aqueous C₁-C₂ alcohol, more preferably aqueous methanol, not containing an
20 organic solvent other than an alcohol in step a),

- to which solution 3-13 volumes of a ketone, preferably acetone, or an ester are added in step c).

12. The method according to claim 7 comprising the steps of:

25 a) making the non-crystalline DFL by chemical fucosylation of a suitably protected 3,2'-dihydroxy-lactose acceptor followed by complete deprotection,

b) dissolving DFL obtained in step a), at 50-70 °C, in 2.5-4 volumes of aqueous ethanol (ethanol-water ratio is 1.8-2.8), or first adding around 1 volume of water then 1.5-3 volumes of ethanol,

c) stirring the mixture obtained in step a) and allowing it to cool to room temperature,

30 d) adding 2-3.5 volumes of ethanol to the mixture, and

e) collecting and drying the precipitated crystals from the mixture of step d).

13. The method according to claim 8 comprising the steps of:

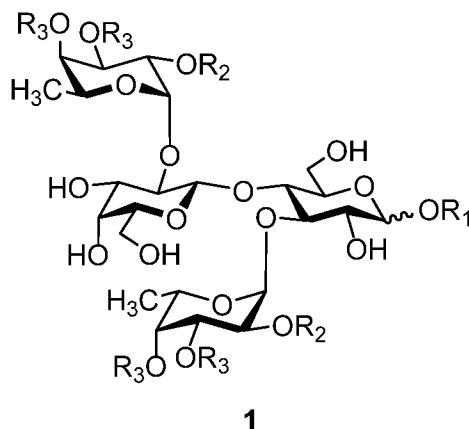
a) making the non-crystalline DFL by chemical fucosylation of a suitably protected 3,2'-dihydroxy-lactose acceptor followed by complete deprotection,

5 b) dissolving non-crystalline DFL, preferably at room temperature, in 3-4 volumes of aqueous isopropanol (isopropanol-water ratio is about 1), or first adding 1.5-2 volumes of water then 1.5-2 volumes of isopropanol, to form a mixture,

c) stirring the mixture from step a) for 12-24 hours,

d) then collecting and drying precipitated DFL crystals from the mixture of step c).

10 14. The method according to claim 12 or 13, wherein step a) comprises the hydrogenolysis of a compound of formula 1



wherein R_1 and R_2 are independently a group removable by hydrogenolysis; and R_3 is selected from a group removable by hydrogenolysis and H, preferably H.

15 15. The method according to any of the claims 4-11, wherein the DFL is made by a biotechnological method comprising the steps of:

a) culturing, in an aqueous fermentation broth or culture medium containing lactose, a genetically modified $LacZ^-Y^+$ *E. coli* containing a recombinant gene that encodes a 1,2-fucosyl transferase, to produce DFL by fucosylating lactose, and

20 b) separation of the aqueous carbohydrate fraction comprising DFL from non-carbohydrate particulates and contaminants of the fermentation broth.

16. The method according to claim 15, wherein the aqueous carbohydrate fraction contains 2'-FL and DFL in which DFL preferably is at least 2.5 %, more preferably at least 5 %, even more preferably at least 10 %, up to about 20 % of the weight of 2'-FL.

17. The method according to claim 16 comprising the steps of:

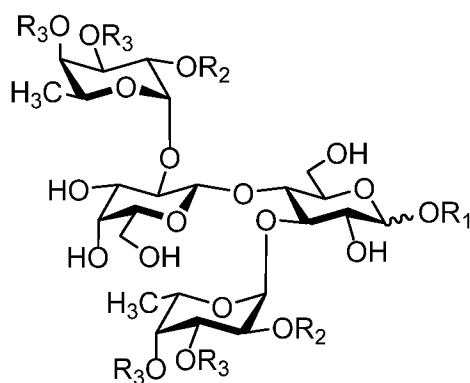
- a) selective crystallization of 2'-FL,
- b) dissolving the concentrated mother liquor after step a), preferably at 50-70 °C, in 6-7 volumes of aqueous ethanol (ethanol-water ratio is 1.5-2), or first adding 2-2.5 volumes of water then 4.5-5.5 volumes of ethanol,
- c) stirring the mixture obtained in step b) and allowing it to cool to room temperature,
- d) adding seeding crystal of DFL to the mixture during step c) to assist crystallization,
- e) optionally adding further 0.5-1.5 volumes of ethanol to the mixture, and
- f) collecting and drying the precipitated crystals from the mixture of step c) or e).

18. Crystalline difucosyllactose according to any one of claims 1-3 for use as a pharmaceutical agent or nutritionally active ingredient.

19. A pharmaceutical composition comprising crystalline difucosyllactose according to any one of claims 1-3 as a pharmaceutically active ingredient, together with a pharmaceutically acceptable carrier.

20. A nutritional composition comprising a crystalline difucosyllactose according to any one of claims 1-3 as a nutritionally active ingredient, which is preferably an infant formula or a food supplement.

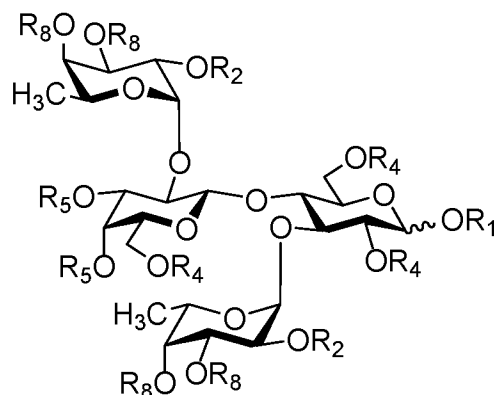
21. A method for preparing DFL comprising the step of hydrogenolysis of a compound of formula 1 or a hydrate or solvate thereof



1

wherein R_1 and R_2 are independently a group removable by hydrogenolysis; and R_3 is selected from a group removable by hydrogenolysis and H, preferably H.

22. The method according to claim 21, wherein a compound of formula 1 is made from a compound of formula 2



2

wherein R_1 and R_2 each are as defined above,

5 R_4 is acyl,

R_5 is acyl, or two R_5 groups together form a moiety R_6-C-R_7 , wherein R_6 and R_7 are independently selected from alkyl and phenyl, or wherein R_6 and R_7 together with the carbon atom to which they are attached form a cycloalkylidene, and

10 R_8 is selected from a group removable by hydrogenolysis and acyl, or two R_8 groups belonging to the same fucosyl residue together form a moiety

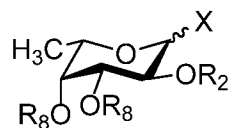
R_9-C-R_{10} , wherein R_9 and R_{10} independently are selected from alkyl and phenyl, or wherein R_9 and R_{10} together with the carbon atom to which they are attached form a cycloalkylidene,

15 or a hydrate or solvate thereof comprising the steps of:

a) deacylating the R_4 acyl groups and any R_5 and R_8 acyl groups of the compound of formula 2; and optionally

b) removing any moiety R_6-C-R_7 and any moiety R_9-C-R_{10} from the compound of formula 2 by treatment with an acid.

20 23. The method according to claim 22, wherein a compound of formula 2 is synthesized from a glycosyl donor of formula 3

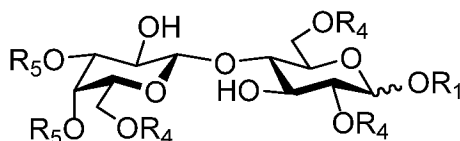


3

wherein R₂ and R₈ each are as defined above, and

X is selected from a halogen, -OC(=NH)CCl₃, -O-pentenyl, -OAc, -OBz and -SR₁₁, in which R₁₁ is selected from alkyl and optionally substituted phenyl;

5 and a glycosyl acceptor of formula 4

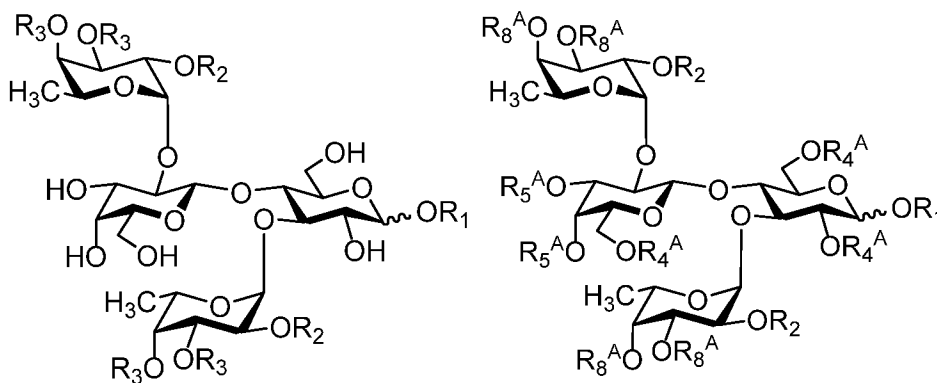


4

wherein R₁, R₄ and R₅ each are as defined above,

via glycosylation.

24. A compound of formula 1 or 2A



1

2A

10

wherein R₁ and R₂ are independently a group removable by hydrogenolysis

R₃ is selected from a group removable by hydrogenolysis and H, preferably H,

R₄^A is selected from acyl and H,

R₅^A is selected from acyl and H, or two R₅^A groups together form a moiety

15 $R_6-\text{C}(R_7)-R_7$, wherein R₆ and R₇ are independently selected from alkyl and

phenyl, or R_6 and R_7 together with the carbon atom to which they are attached form a cycloalkylidene, and

R_8^A is selected from group removable by hydrogenolysis, acyl and H, or two R_8^A

groups belonging to same fucosyl residue together form a moiety $R_9-\overset{\diagup}{\underset{\diagdown}{C}}-R_{10}$,

5 wherein R_9 and R_{10} are independently selected from alkyl and phenyl, or R_9 and R_{10} together with the carbon atom to which they are attached form a cycloalkylidene,

provided that R_4^A , R_5^A and R_8^A are not all H,

or a hydrate or solvate thereof.

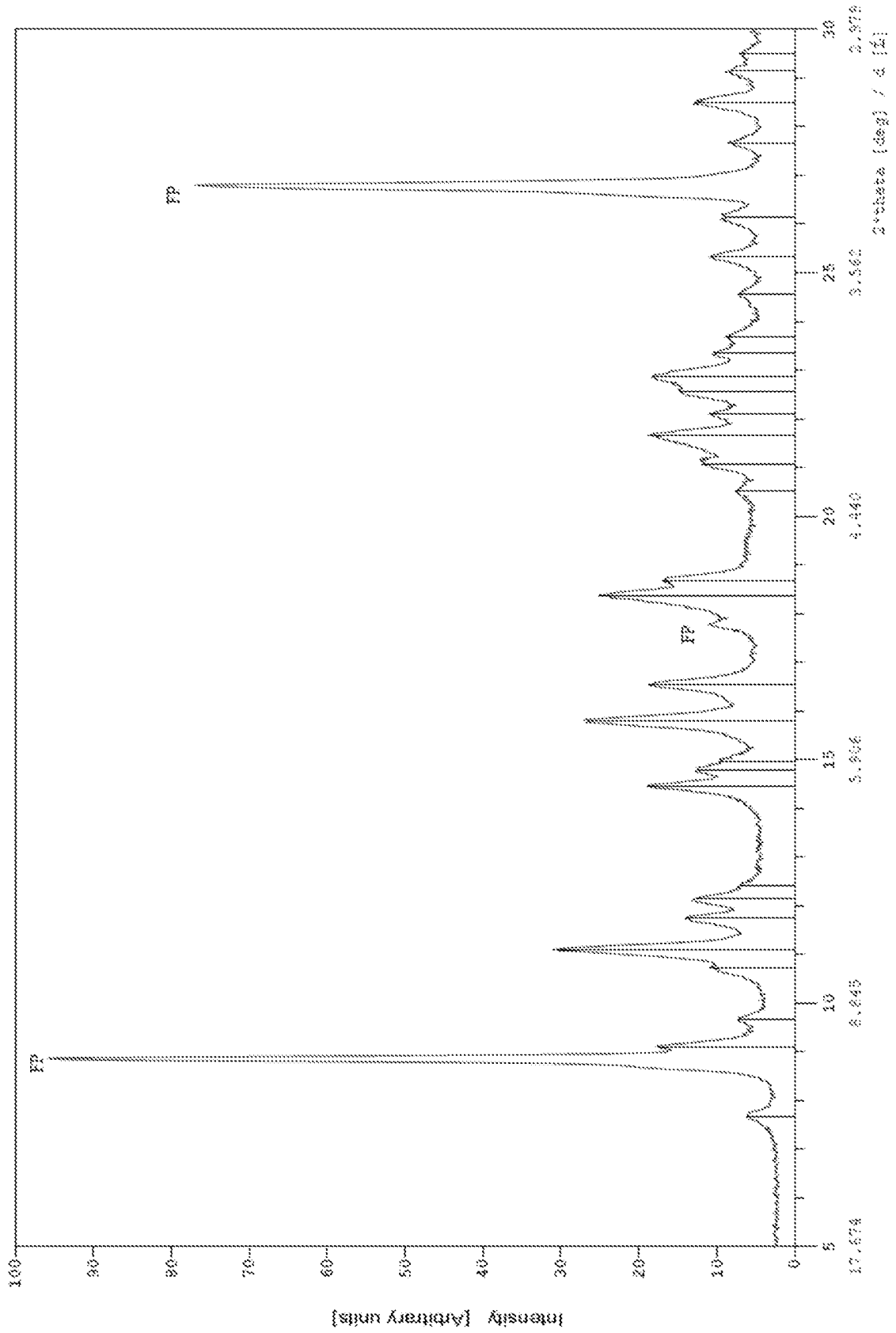


Figure 1.

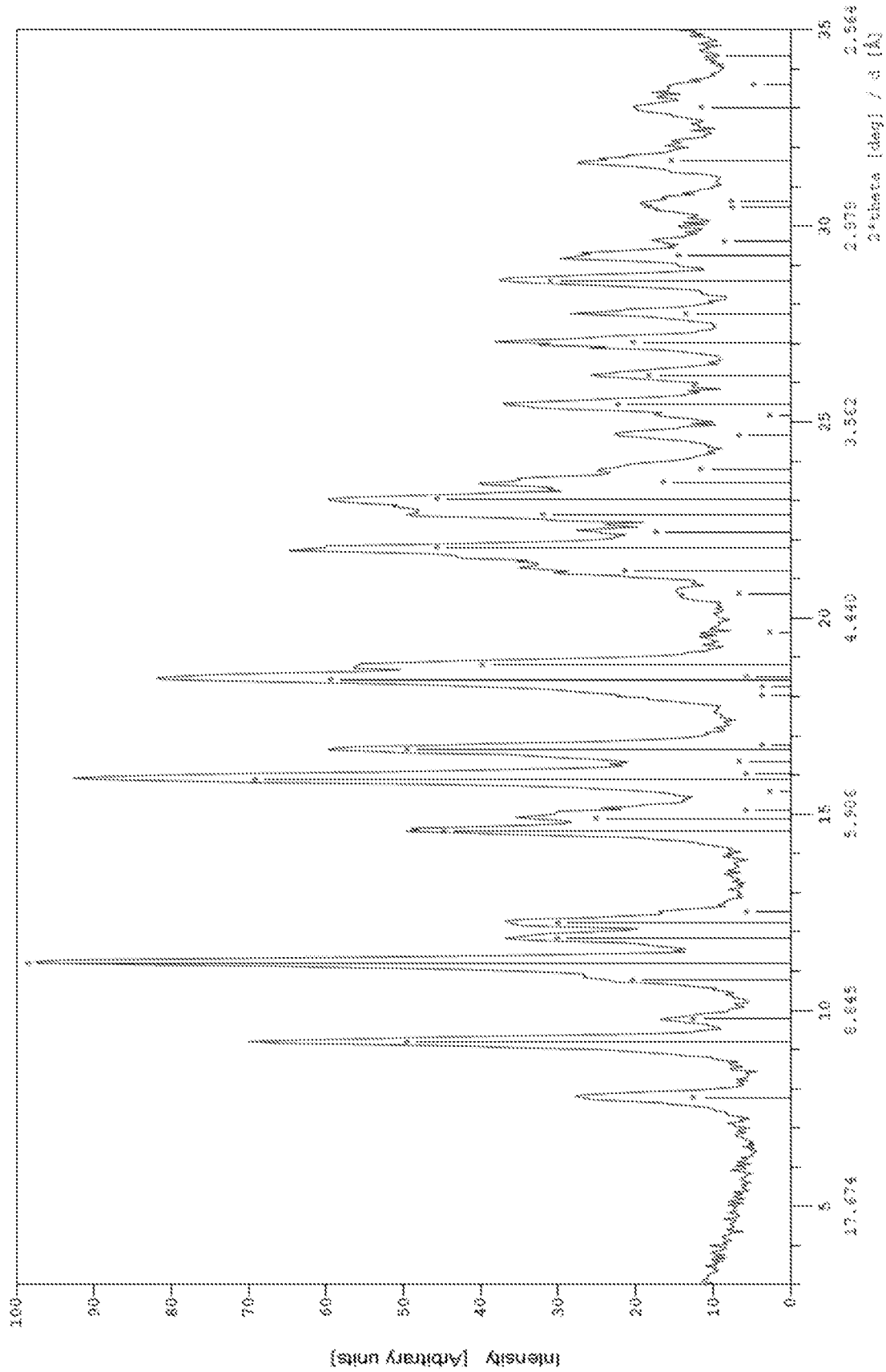


Figure 2.

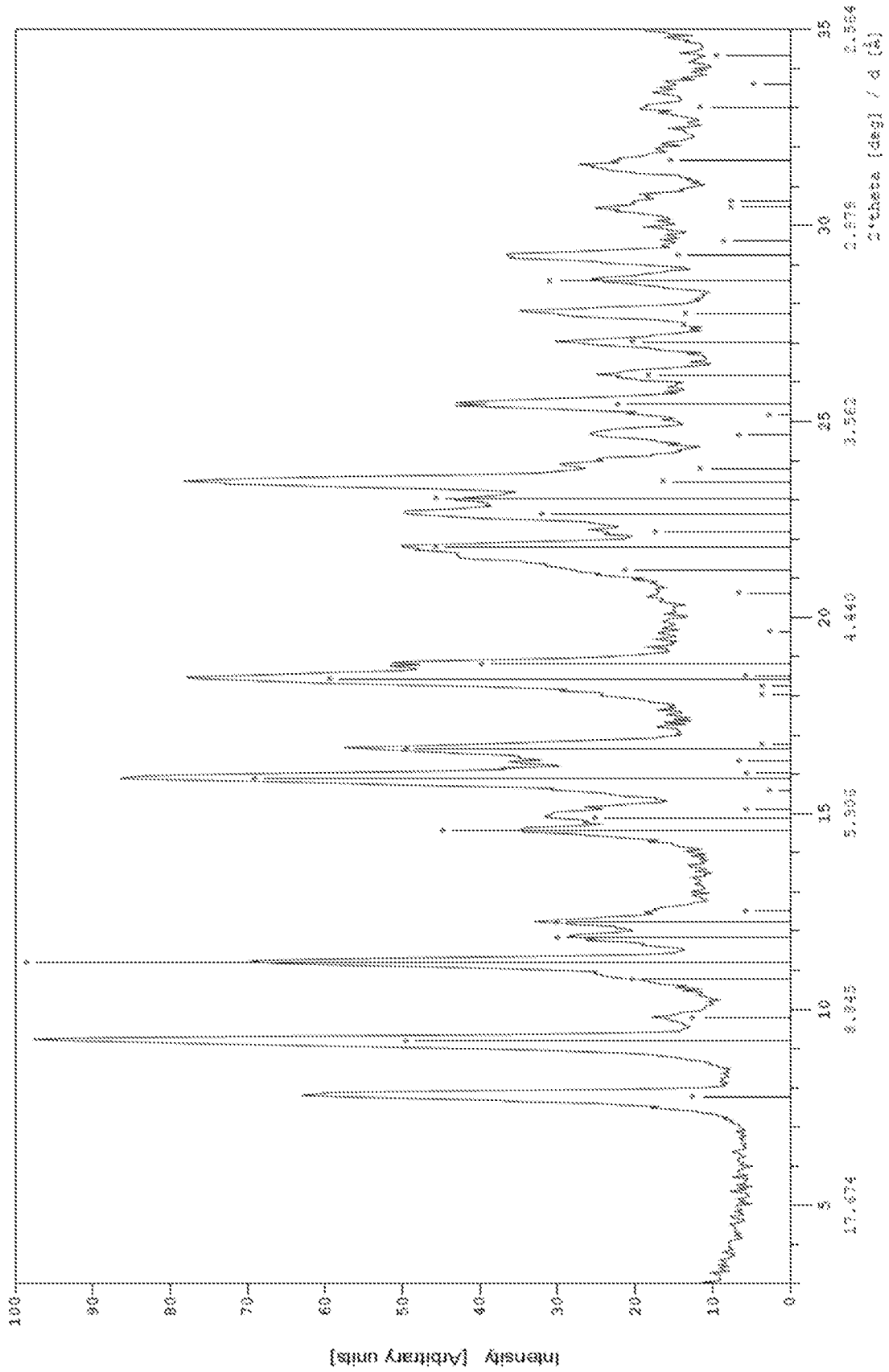


Figure 3.

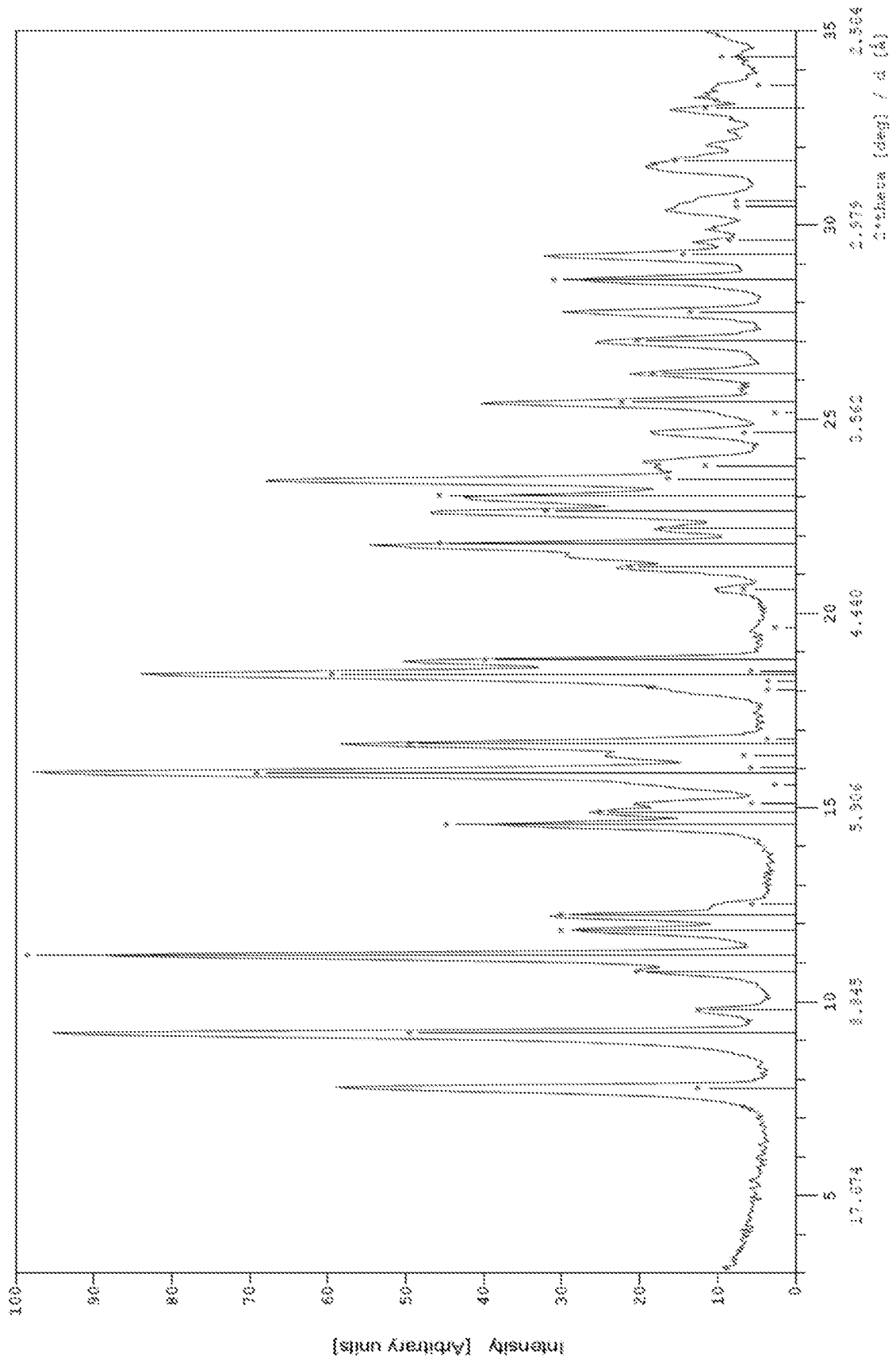


Figure 4.

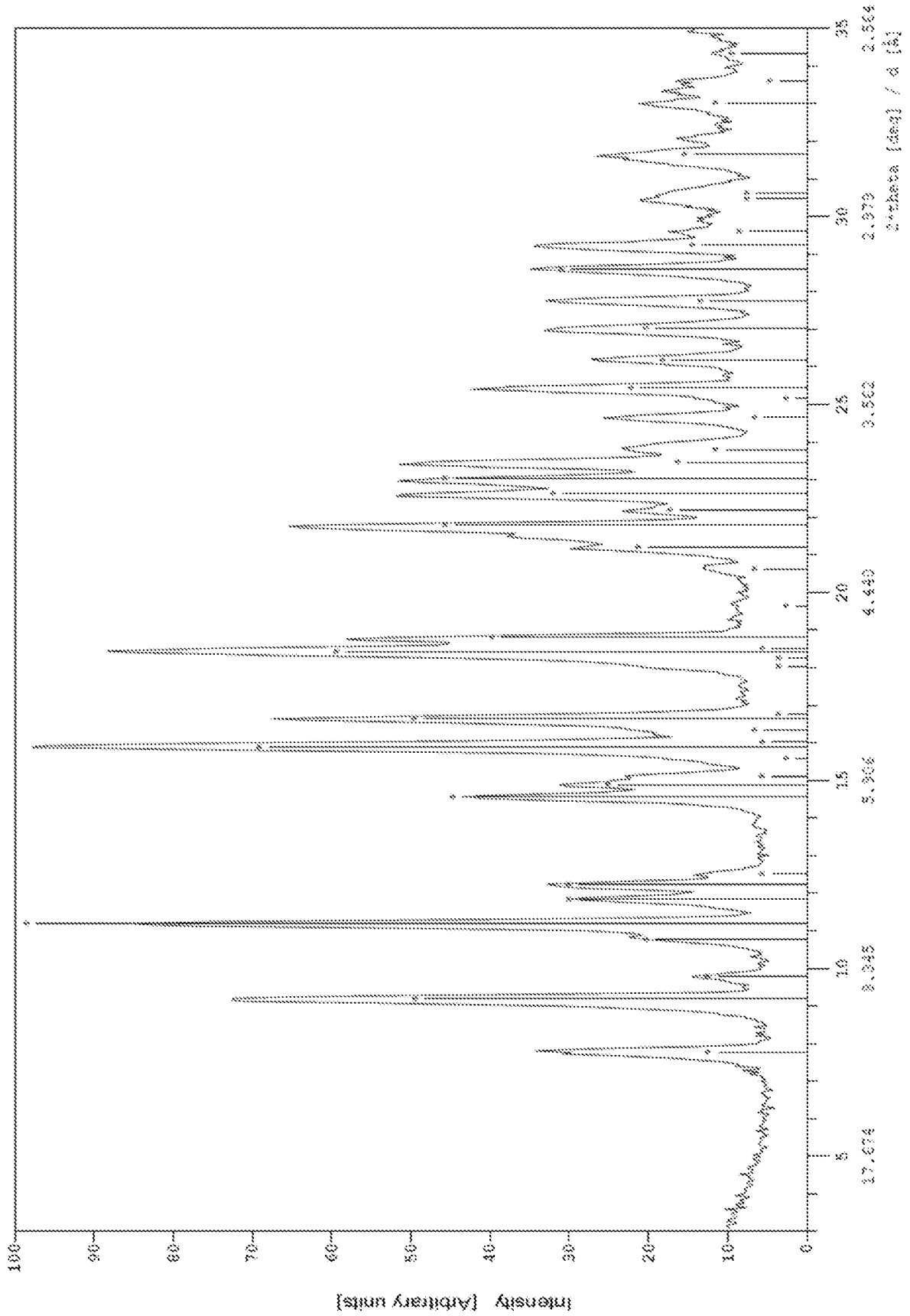


Figure 5.

INTERNATIONAL SEARCH REPORT

International application No.

PCT/DK2015/050382

A. CLASSIFICATION OF SUBJECT MATTER C07H 3/06; A23L 1/09; A23L 1/29; A61K 31/702; C07H 1/06 (all version 2006.01) According to International Patent Classification (IPC) or to both national classification and IPC		
B. FIELDS SEARCHED		
Minimum documentation searched (classification system followed by classification symbols) CPC/IPC: C07H		
Documentation searched other than minimum documentation to the extent that such documents are included in the fields searched DK, NO, SE, FI: Classes as above.		
Electronic data base consulted during the international search (name of data base and, where practicable, search terms used) EPODOC, WPI, ENGLISH FULL TEXT, CHEMICAL ABSTRACTS		
C. DOCUMENTS CONSIDERED TO BE RELEVANT		
Category*	Citation of document, with indication, where appropriate, of the relevant passages	Relevant to claim No.
X	WO 2014/086373 A1 (GLYCOM A/S (DK)) 12/06/2014 See entire document, in particular page 2, lines 1-21; page 9, line 19 – page 10, line 18; examples 1 and 2 and claims 1 and 5.	1-20
X	WO 2014/090261 A1 (GLYCOM A/S (DK)) 19/06/2014 See page 5, line 35 – page 6, line 2; page 6, lines 23 – 34 and claims 11-18.	1, 18-20
X A	FERNANDEZ-MAYORALAS, A.: "SYNTHESIS OF 3- AND 2'-FUCOSYL-LACTOSE AND 3,2'-DIFUCOSYLLACTOSE FROM PARTIALLY BENZYLATED LACTOSE DERIVATIVES", CARBOHYDRATE RESEARCH, Vol. 154, pages 93-101, 1986. Cited in the application. See entire document.	21-24 1-20
X A	TAKEO, K. et al.: "Synthesis of lactodifucotetraose", CARBOHYDRATE RESEARCH, Vol. 141, pages 159-164, 1985. Cited in the application. See entire document.	21-24 1-20
<input checked="" type="checkbox"/> Further documents are listed in the continuation of Box C.		<input checked="" type="checkbox"/> See patent family annex.
* Special categories of cited documents:		
"A"	document defining the general state of the art which is not considered to be of particular relevance	"T" later document published after the international filing date or priority date and not in conflict with the application but cited to understand the principle or theory underlying the invention
"E"	earlier application or patent but published on or after the international filing date	"X" document of particular relevance; the claimed invention cannot be considered novel or cannot be considered to involve an inventive step when the document is taken alone
"L"	document which may throw doubts on priority claim(s) or which is cited to establish the publication date of another citation or other special reason (as specified)	"Y" document of particular relevance; the claimed invention cannot be considered to involve an inventive step when the document is combined with one or more other such documents, such combination being obvious to a person skilled in the art
"O"	document referring to an oral disclosure, use, exhibition or other means	"&" document member of the same patent family
"P"	document published prior to the international filing date but later than the priority date claimed	
Date of the actual completion of the international search	Date of mailing of the international search report	
22/02/2016	25/02/16	
Name and mailing address of the ISA Nordic Patent Institute Helgeshøj Allé 81 DK - 2630 Taastrup, Denmark. Facsimile No. + 45 43 50 80 08	Authorized officer Hans Christian Schjøtz Rudbeck Telephone No. +45 43 50 81 25	

INTERNATIONAL SEARCH REPORT

International application No.

PCT/DK2015/050382

C (Continuation). DOCUMENTS CONSIDERED TO BE RELEVANT		
Category*	Citation of document, with indication, where appropriate, of the relevant passages	Relevant to claim No.
A	WO 2014/075680 A1 (GLYCOM A/S (DK)) 22/05/2014 See page 4, lines 23 – 31; scheme 1; examples 1-5 and 9 and claims 9-15.	1-24
A	WO 2014/069625 A1 (KYOWA HAKKO BIO CO., LTD. (JP)) 08/05/2014 See abstract.	1-20
A	WO 2014/009921 A2 (INALCO S.A.S. DI GIOVANNI CIPOLETTI & C. (IT)) 16/01/2014. See claims 1 and 7-9.	1-20
A	WO 2013/139344 A1 (GLYCOM A/S (DK)) 26/09/2013 See entire document.	21-24
A	WO 2012/113404 A1 (GLYCOM A/S (DK)) 30/08/2012 See examples and claims 7-11.	21-24
A	WO 2011/150939 A1 (GLYCOM A/S (DK)) 08/12/2011 See examples and claims 4-8.	1-20
A	WO 2011/100980 A1 (GLYCOM A/S (DK)) 25/08/2011 See examples 32-34 and claims.	1-24
A	US 4652640 A (SAKAI, S. et al.) 24/03/1987 See column 3, line 66 - column 4, line 10	1-20
A	KUHN, R. et al. "Kristallisierte Fucosido-lactose", CHEMISCHE BERICHTE, Vol. 89, No. 11, page 2513, 1956 See entire document.	1-20
A	WO 99/56754 A1 (ABBOTT LABORATORIES (US)) 11/11/1999 See entire document, in particular claims.	1-24

INTERNATIONAL SEARCH REPORT
Information on patent family members

International application No. PCT/DK2015/050382
--

Patent document cited in search report / Publication date	Patent family member(s) / Publication date
WO 2014086373 A1 2014.06.12	NONE
WO 2014090261 A1 2014.06.19	EP 2931737 A1 2015.10.21 US 2015320780 A1 2015.11.12
WO 2014075680 A1 2014.05.22	CN 104812768 A 2015.07.29 US 2015291642 A1 2015.10.15 EP 2943500 A1 2015.11.18
WO 2014069625 A1 2014.05.08	NONE
WO 2014009921 A2 2014.01.16	ITFI 20120143 A1 2014.01.13 WO 2014009921 A3 2014.03.13 EP 2922860 A2 2015.09.30
WO 2013139344 A1 2013.09.26	EP 2828275 A1 2015.01.28 EP 2828275 A4 2015.10.07 US 2015065702 A1 2015.03.05
WO 2012113404 A1 2012.08.30	CA 2827294 A1 2012.08.30 WO 2012113405 A1 2012.08.30 CA 2830025 A1 2012.09.27 WO 2012127410 A1 2012.09.27 CA 2835989 A1 2012.11.22 CA 2835986 A1 2012.11.22 WO 2012156898 A1 2012.11.22 WO 2012156897 A1 2012.11.22 AU 2012232727 A1 2013.09.26 MX 2013013028 A 2013.12.02 MX 2013013027 A 2013.12.02 CN 103429604 A 2013.12.04 CN 103443113 A 2013.12.11 AU 2012257395 A1 2013.12.12 EP 2678348 A1 2014.01.01 EP 2678348 A4 2014.09.10 EP 2678347 A1 2014.01.01 EP 2678347 A4 2014.10.08 KR 20140006026 A 2014.01.15 EP 2686330 A1 2014.01.22 EP 2686330 A4 2014.11.12

INTERNATIONAL SEARCH REPORT
Information on patent family members

International application No.

PCT/DK2015/050382

Patent document cited in search report / Publication date	Patent family member(s) / Publication date
	CN 103562401 A 2014.02.05
	CN 103562214 A 2014.02.05
	US 2014046044 A1 2014.02.13
	US 2014057868 A1 2014.02.27
	EP 2707493 A1 2014.03.19
	EP 2707493 A4 2014.10.08
	EP 2707380 A1 2014.03.19
	EP 2707380 A4 2014.10.08
	KR 20140036227 A 2014.03.25
	KR 20140036226 A 2014.03.25
	KR 20140046414 A 2014.04.18
	JP 2014510098 A 2014.04.24
	JP 2014513986 A 2014.06.19
	JP 2014513985 A 2014.06.19
	US 2014212930 A1 2014.07.31
	US 2014228554 A1 2014.08.14
	US 2014234912 A1 2014.08.21
	US 9234225 B2 2016.01.12
	RU 2013146524 A 2015.04.27
	RU 2013155453 A 2015.06.20
	RU 2013155452 A 2015.06.20
WO 2011150939 A1 2011.12.08	CA 2798675 A1 2011.12.08
	CN 103025749 A 2013.04.03
	EP 2576578 A1 2013.04.10
	EP 2576578 A4 2013.12.04
	US 2013165406 A1 2013.06.27
	US 8889637 B2 2014.11.18
WO 2011100980 A1 2011.08.25	CN 102803282 A 2012.11.28
	US 2012309949 A1 2012.12.06
	US 8993740 B2 2015.03.31
	EP 2536737 A1 2012.12.26
	EP 2536737 A4 2013.10.02
	US 2015239923 A1 2015.08.27
	CN 105330705 A 2016.02.17

INTERNATIONAL SEARCH REPORT
Information on patent family members

International application No.
PCT/DK2015/050382

Patent document cited in search report / Publication date	Patent family member(s) / Publication date
US 4652640 A 1987.03.24	JPS 6147495 A 1986.03.07 JPH 058718B B2 1993.02.02 DE 3529228 A1 1986.03.27 DE 3529228 C2 1995.06.29 GB 2165250 A 1986.04.09 GB 2165250 B 1988.05.18 FR 2573763 A1 1986.05.30 FR 2573763 B1 1988.10.07 CA 1242710 A 1988.10.04 KR 920004485B B1 1992.06.05
WO 9956754 A1 1999.11.11	ZA 9809560 A 1999.07.02 AU 9592798 A 1999.11.23 AR 015985 A1 2001.05.30 CO 5060471 A1 2001.07.30 US 2002019991 A1 2002.02.14