



US00D608443S

(12) **United States Design Patent**
Thompson

(10) **Patent No.:** **US D608,443 S**
(45) **Date of Patent:** **** Jan. 19, 2010**

(54) **DEODORIZED AND SCENTED BABY GARMENT**

(76) Inventor: **Carleen Thompson**, 1107 Caliente Dr., Jacksonville, FL (US) 32211

(**) Term: **14 Years**

(21) Appl. No.: **29/315,682**

(22) Filed: **Jul. 15, 2009**

(51) **LOC (9) Cl.** **24-04**

(52) **U.S. Cl.** **D24/126**

(58) **Field of Classification Search** D24/124–126;
604/358–361, 378, 384, 385.01, 385.02
See application file for complete search history.

(56) **References Cited**

U.S. PATENT DOCUMENTS

2,866,459	A *	12/1958	Sobelson	604/377
3,585,998	A	6/1971	Hayford et al.		
3,856,014	A	12/1974	Yamauchi		
3,903,259	A	9/1975	Hart		
3,926,189	A	12/1975	Taylor		
3,927,673	A	12/1975	Taylor		
4,731,063	A	3/1988	Newkirk		
5,074,853	A	12/1991	Bryant		
5,830,203	A *	11/1998	Suzuki et al.	604/385.19
5,951,534	A	9/1999	Cummings et al.		
6,118,041	A	9/2000	Roe et al.		
D442,279	S *	5/2001	Ruman et al.	D24/126
D449,885	S *	10/2001	Popp et al.	D24/126
6,369,291	B1 *	4/2002	Uchimoto et al.	604/367
D468,427	S *	1/2003	Carr et al.	D24/126

D470,236	S *	2/2003	Carr et al.	D24/126
D514,223	S *	1/2006	Hermansson et al.	D24/126
7,255,688	B2 *	8/2007	Sasaki et al.	604/396
D574,489	S *	8/2008	Kawakami et al.	D24/126
D583,936	S *	12/2008	Sasayama et al.	D24/126
2008/0221543	A1 *	9/2008	Wilkes et al.	604/385.01
2009/0030388	A1	1/2009	DiCarlo		
2009/0182298	A1 *	7/2009	Kumasaka	604/385.23

* cited by examiner

Primary Examiner—T. Chase Nelson
Assistant Examiner—Michelle E Wilson

(74) *Attorney, Agent, or Firm*—P. Jeff Martin; The McGougan Law Firm, LLC

(57) **CLAIM**

The ornamental design for a deodorized and scented baby garment, as shown and described.

DESCRIPTION

FIG. 1 is a front perspective view of a deodorized and scented baby garment showing my new design;

FIG. 2 is a perspective view of the garment of FIG. 1 shown in an alternative condition;

FIG. 3 is a right side view of the garment of FIG. 1;

FIG. 4 is a left side view of the garment of FIG. 1;

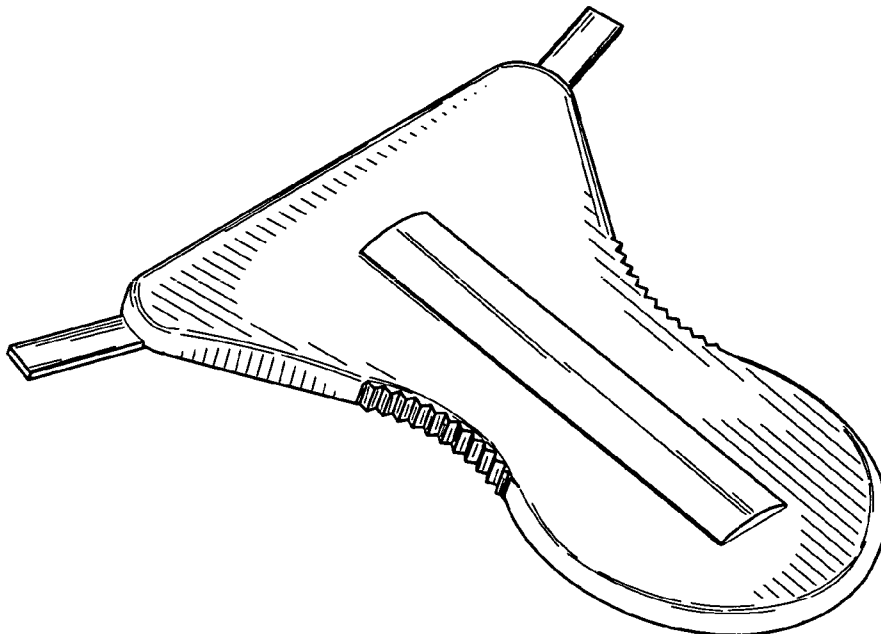
FIG. 5 is a front view of the garment of FIG. 1;

FIG. 6 is a rear view of the garment of FIG. 1;

FIG. 7 is a bottom plan view of the garment of FIG. 1; and,

FIG. 8 is a top plan view of the garment of FIG. 1.

1 Claim, 3 Drawing Sheets



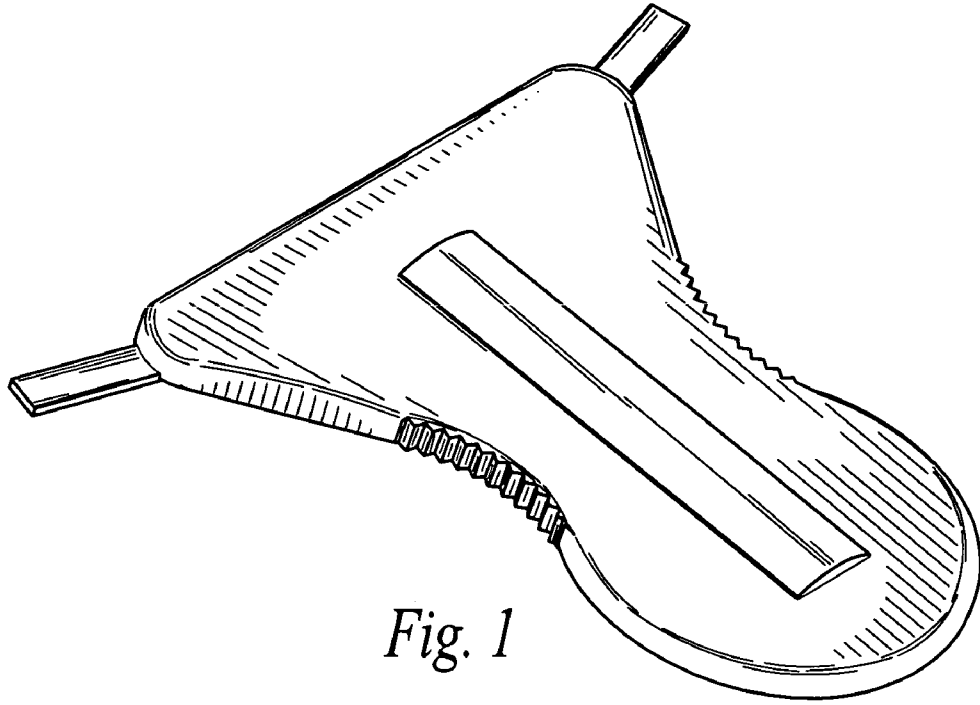


Fig. 1

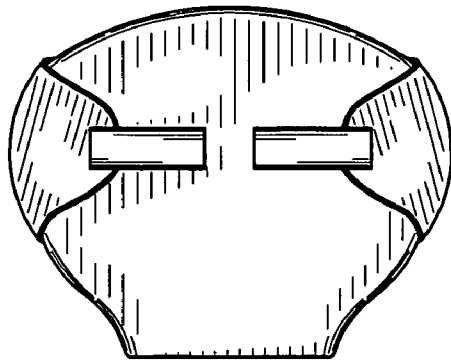


Fig. 2



Fig. 3



Fig. 4



Fig. 5



Fig. 6

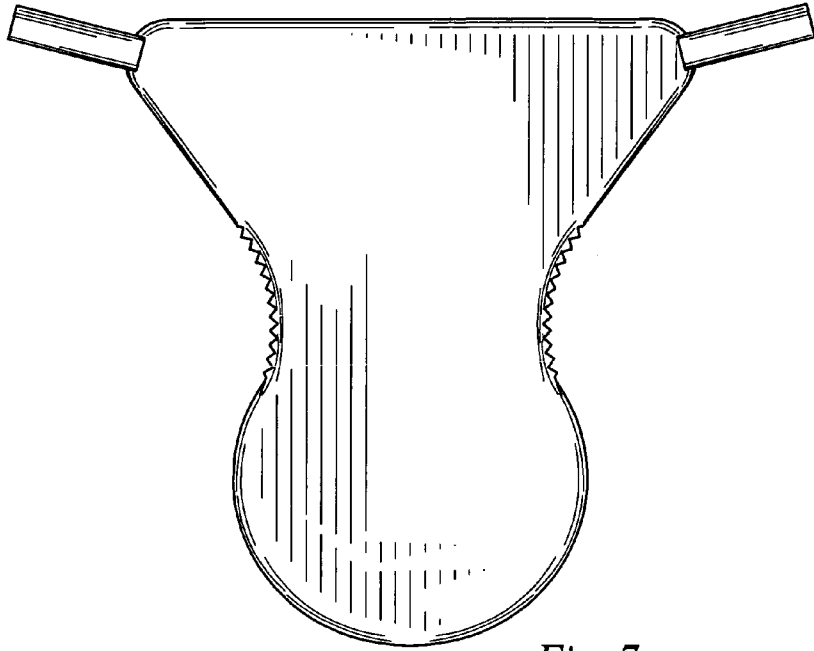


Fig. 7

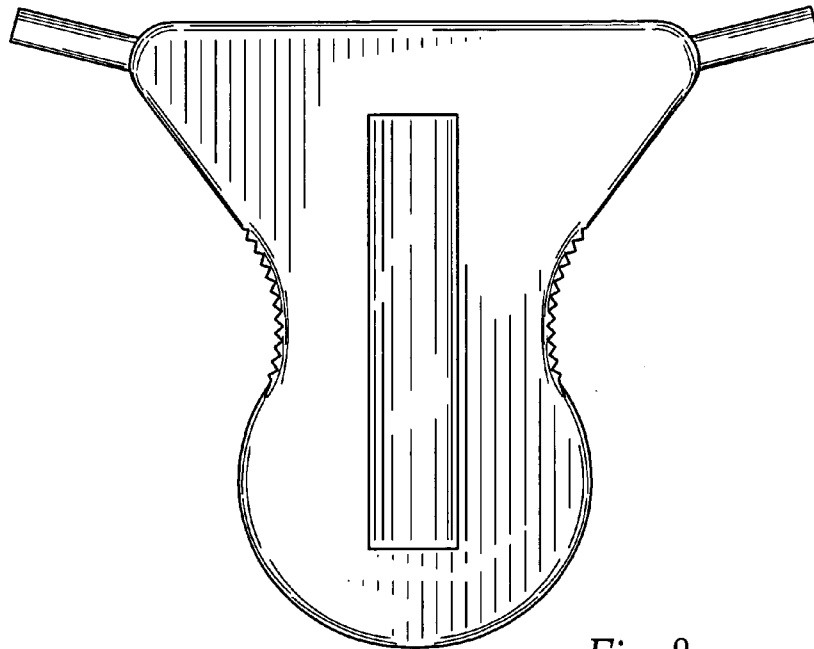


Fig. 8