



US00D925667S

(12) **United States Design Patent**
Jones

(10) **Patent No.:** **US D925,667 S**
(45) **Date of Patent:** **** Jul. 20, 2021**

- (54) **WEIGHT VEST PLATE**
- (71) Applicant: **Coulter Ventures LLC**, Columbus, OH (US)
- (72) Inventor: **Dylan Jones**, Santa Barbara, CA (US)
- (73) Assignee: **Coulter Ventures, LLC.**, Columbus, OH (US)
- (**) Term: **15 Years**

- D604,423 S * 11/2009 Dunshee D24/189
- D609,357 S * 2/2010 Yim D24/206
- D627,015 S * 11/2010 Senegal D21/689
- D685,440 S * 7/2013 Tuttle D21/680
- 9,095,738 B2 * 8/2015 Senegal A63B 4/00
- D738,444 S * 9/2015 Hilson D21/662
- D741,963 S * 10/2015 Baumann D21/688

(Continued)

- (21) Appl. No.: **29/657,364**
- (22) Filed: **Jul. 20, 2018**
- (51) **LOC (13) Cl.** **21-02**
- (52) **U.S. Cl.**
USPC **D21/680**
- (58) **Field of Classification Search**
USPC D21/419, 421, 423, 426, 760, 765, 766, D21/769, 771, 776, 803, 662, 686, 687, D21/688, 694, 689, 690, 707, 797, 802, D21/811, 814, 818; D24/188-191, 200, D24/206; D29/100, 101.2; D6/716.4, D6/349, 592, 662, 671, 672, 670, 668, D6/685; D2/502; D9/758, 749
CPC A63C 17/015; A63C 17/02; A63C 17/26; A63B 21/0004; A63B 2022/185; A63B 69/18
See application file for complete search history.

OTHER PUBLICATIONS

Solofit fitness balance, announced 2017 [online], [site visited Mar. 11, 2021]. Available from internet URL: https://www.amazon.com/Solofit-Fitness-Balance-Resistance-Purple/dp/B0743DTY3M/ref=sr_1_53?dchild=1&keywords=balance+board&qid=1615433111&sr=8-53 (Year: 2017).*

(Continued)

Primary Examiner — Khawaja Anwar
Assistant Examiner — Julice Seung Eun Oum
(74) *Attorney, Agent, or Firm* — Banner & Witcoff, Ltd.

(57) **CLAIM**

The ornamental design for a weight vest plate, as shown and described.

DESCRIPTION

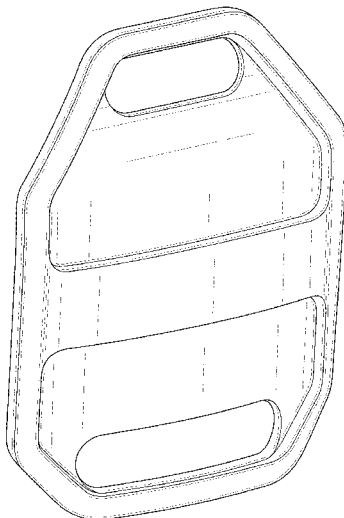
FIG. 1 is a top, front, right perspective view of a weight vest plate showing my new design;
FIG. 2 is an alternate top, front, right perspective view thereof;
FIG. 3 is a rear, bottom, left perspective view thereof;
FIG. 4 is a front view thereof;
FIG. 5 is a rear view thereof;
FIG. 6 is a left side view thereof;
FIG. 7 is a right side view thereof;
FIG. 8 is a top view thereof;
FIG. 9 is a bottom view thereof; and,
FIG. 10 is an alternate rear, bottom, left perspective view thereof.

1 Claim, 8 Drawing Sheets

(56) **References Cited**

U.S. PATENT DOCUMENTS

- D219,827 S * 2/1971 Mihalcheon D12/11
- D353,640 S * 12/1994 Huang D21/689
- D394,481 S * 5/1998 DeLisse D21/694
- 5,833,588 A * 11/1998 Connelly, III A63B 21/0552
482/126
- D471,605 S * 3/2003 Teff D21/662
- D534,231 S * 12/2006 Dosta Vidal D21/769
- 7,300,392 B1 * 11/2007 Curran A63B 21/0004
482/146
- D564,604 S * 3/2008 Mikail D21/688



(56)

References Cited

U.S. PATENT DOCUMENTS

9,327,155 B2 * 5/2016 Doyle A63B 21/00
D799,706 S * 10/2017 Scheuermann D24/189
D857,436 S * 8/2019 Feiner D6/716.4
D875,194 S * 2/2020 Zhou D21/688
D908,825 S * 1/2021 Beach D21/694
10,881,898 B2 * 1/2021 Petersen A63B 21/0004
2005/0017463 A1 * 1/2005 Kane A63B 69/0093
280/14.22
2012/0252645 A1 * 10/2012 Agostini A63B 21/0004
482/132
2018/0133553 A1 * 5/2018 Kramer A63B 69/0022
2019/0262207 A1 * 8/2019 Lee A61H 1/00
2019/0329088 A1 * 10/2019 Daly A63B 23/0211
2020/0406085 A1 * 12/2020 Reinstein A63B 21/0602

OTHER PUBLICATIONS

Ruck weights, announced 2015 [online], [site visited Mar. 11, 2021]. Available from internet, URL: <https://www.youtube.com/watch?v=qY5uxH6rRBc> (Year: 2015).*

Arm chair tray, announced 1952 [online], [site visited Mar. 11, 2021]. Available from the internet URL: <https://www.modip.ac.uk/artefact/aibdc-006333sa> (Year: 1952).*

Product listing for Rogue Weight Vest Plates from <https://web.archive.org/web/20170719053833/https://www.roguefitness.com/rogue-weight-vest-plates>, dated Jul. 19, 2017.

* cited by examiner

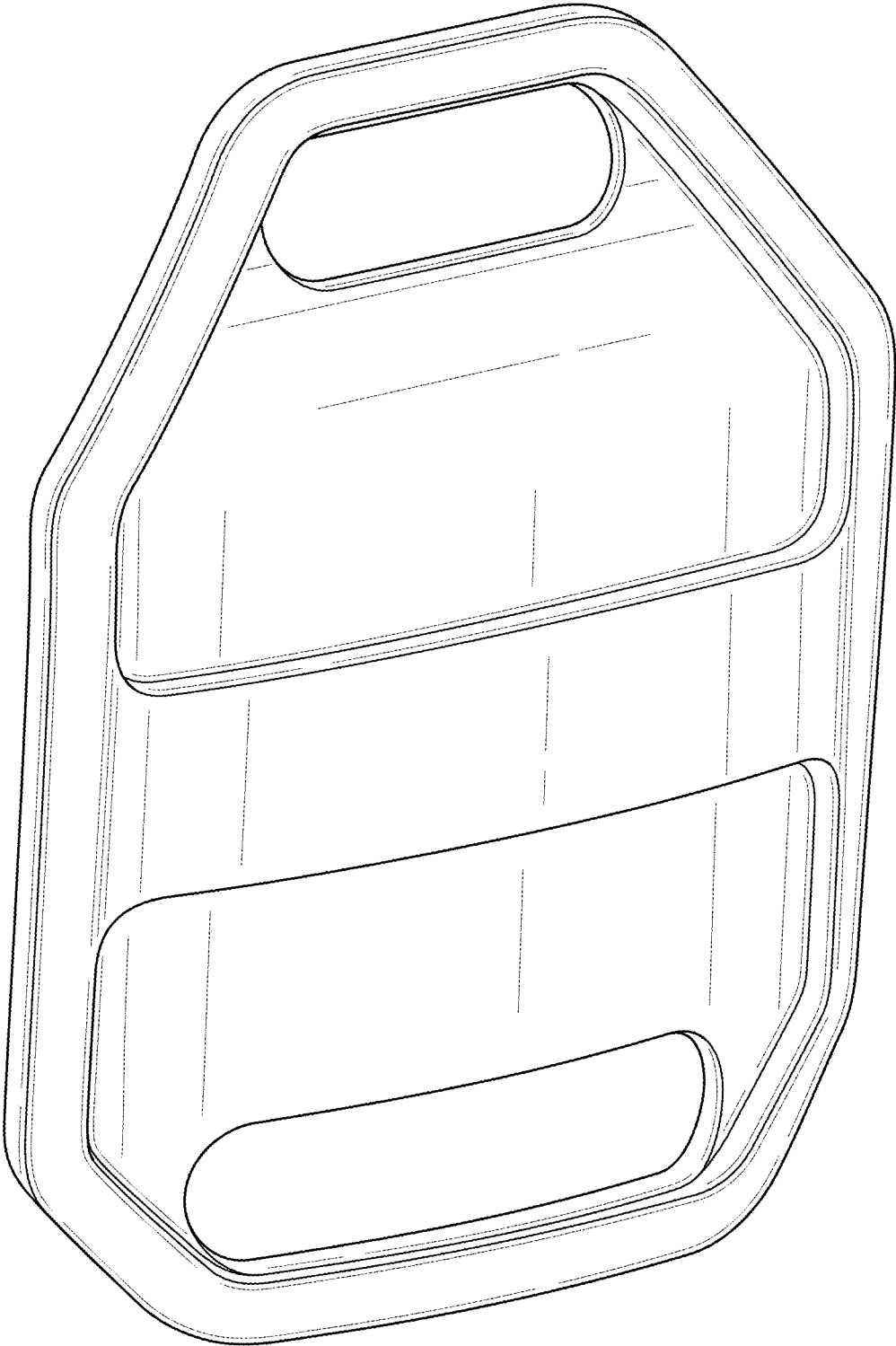


FIG. 1

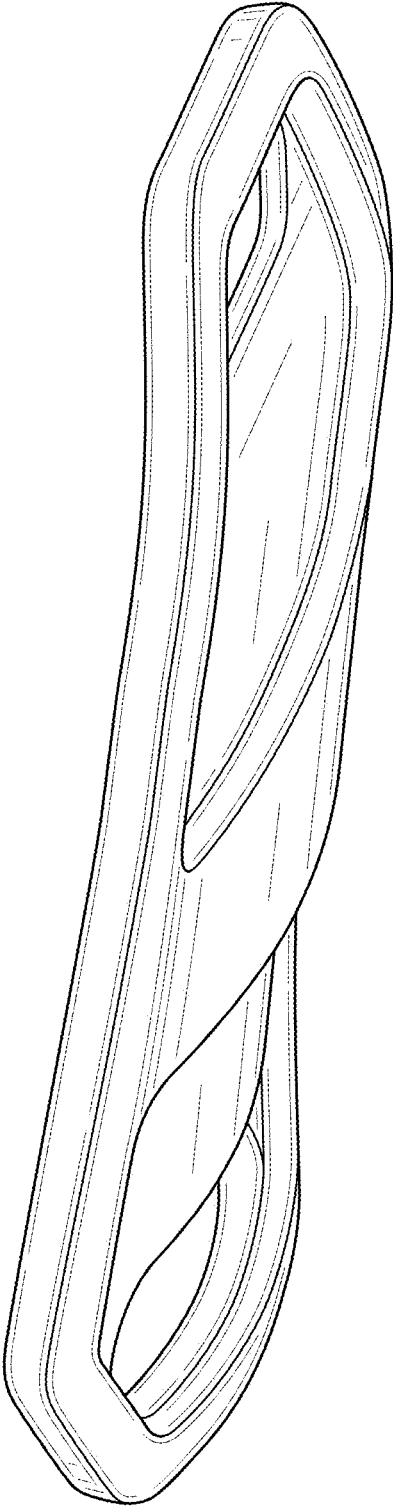


FIG. 2

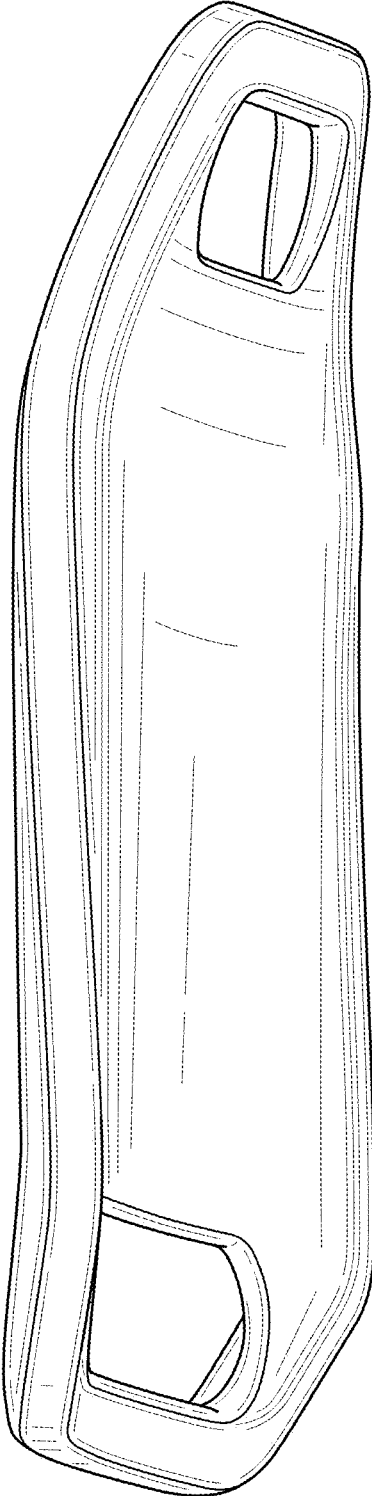


FIG. 3

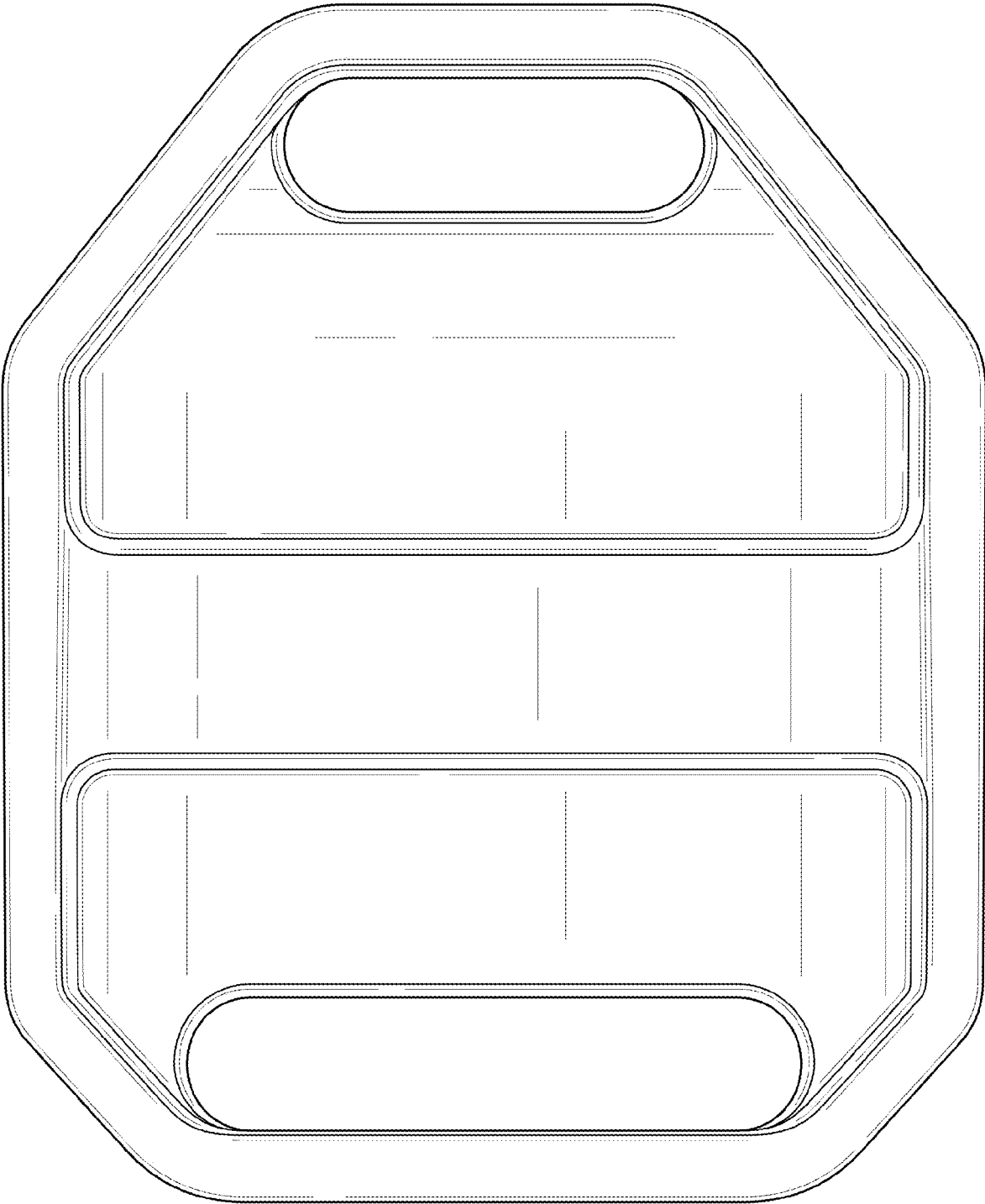


FIG. 4

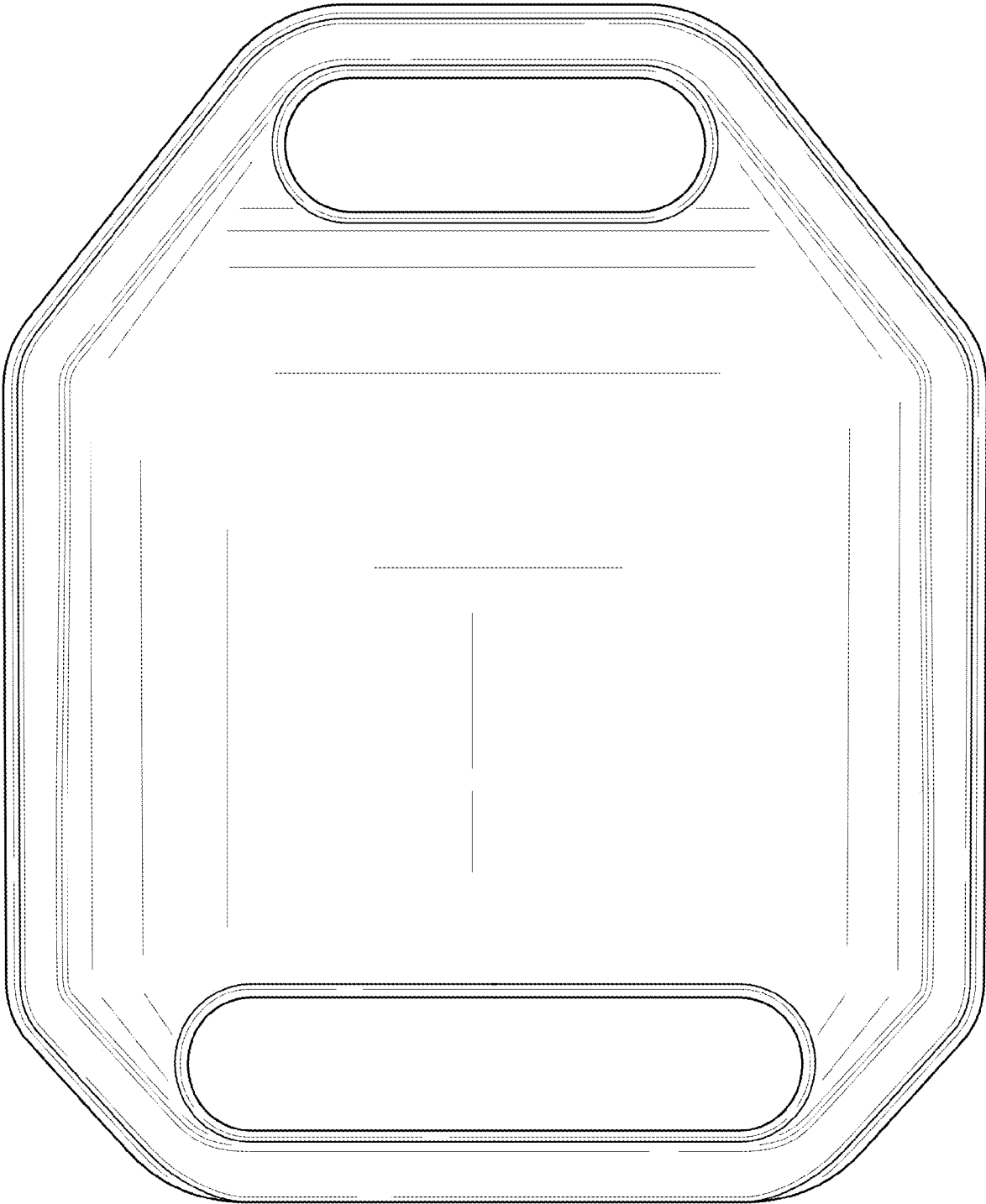


FIG. 5

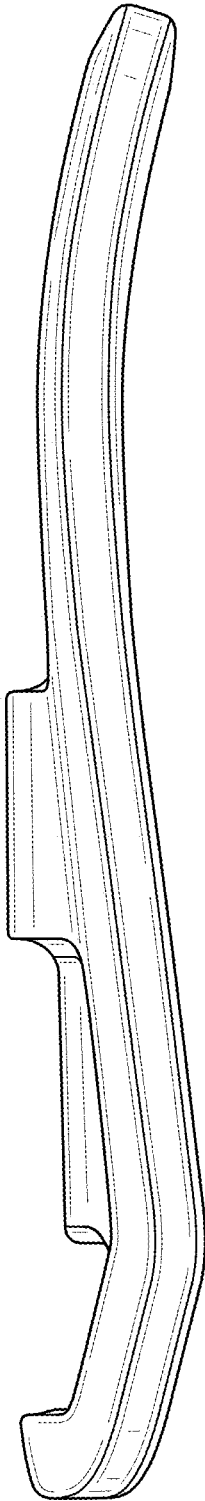


FIG. 6

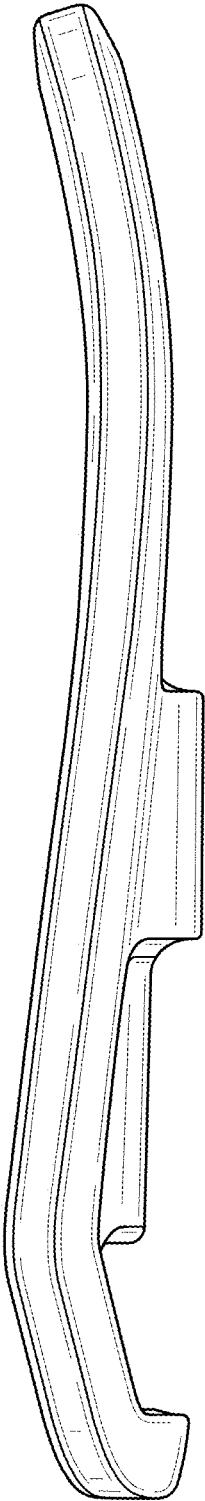


FIG. 7

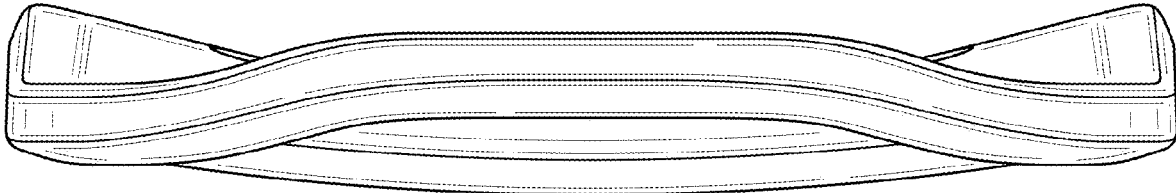


FIG. 8



FIG. 9

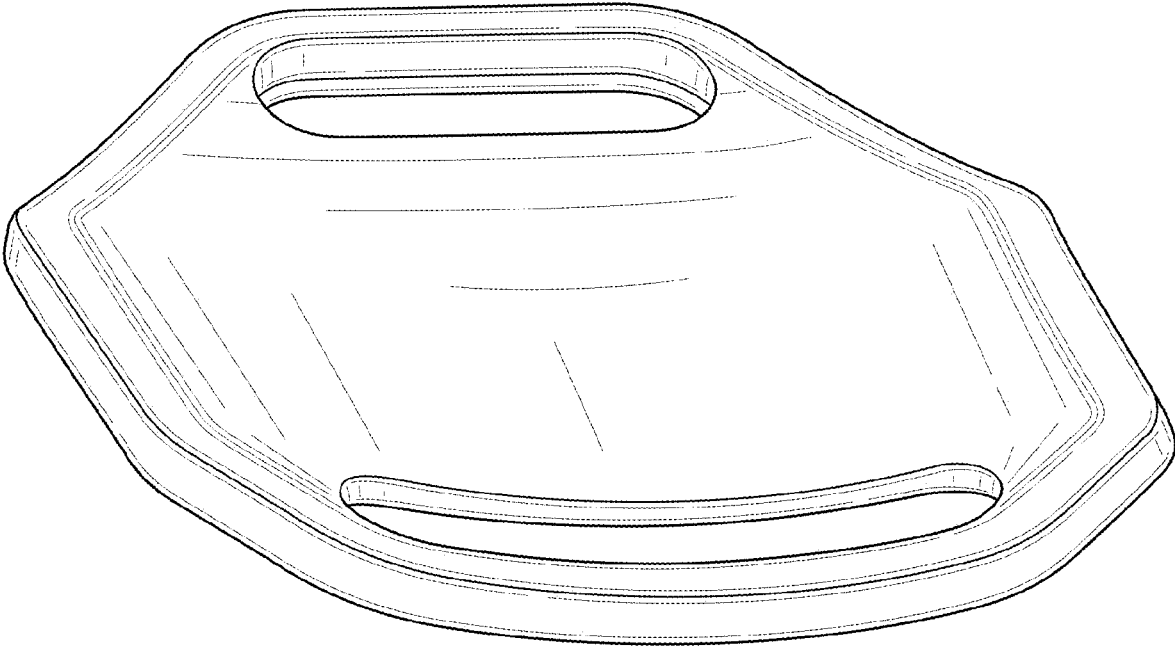


FIG. 10