



US00D359441S

# United States Patent [19]

[11] Patent Number: **Des. 359,441**

Miller

[45] Date of Patent: **\*\* Jun. 20, 1995**

- [54] **MAGNETIC CURTAIN HOOK**
- [76] Inventor: **Garnet J. Miller**, 4690 Sydenham St., Philadelphia, Pa. 19140
- [\*\*] Term: **14 Years**
- [21] Appl. No.: **20,537**
- [22] Filed: **Mar. 28, 1994**

2,765,998 10/1956 Engert .  
 3,309,052 3/1967 Borisof .

### FOREIGN PATENT DOCUMENTS

2240241 2/1974 Germany ..... 248/304

### OTHER PUBLICATIONS

Hewi Catalog, Jul. 1987, back cover, circled item at right of page.  
 New Equipment Digest, Jan. 1992, p. 16.

*Primary Examiner*—Susan I. Lucas  
*Assistant Examiner*—H. Baynham  
*Attorney, Agent, or Firm*—Volpe and Koenig

### Related U.S. Application Data

- [62] Division of Ser. No. 750,552, Aug. 27, 1991, Pat. No. Des. 345,497.
- [52] U.S. Cl. .... **D8/367**
- [58] Field of Search ..... **D8/367, 373; D6/323, D6/325; 248/301, 304, 339, 215**

### [57] CLAIM

The ornamental design for a magnetic curtain hook, as shown and described.

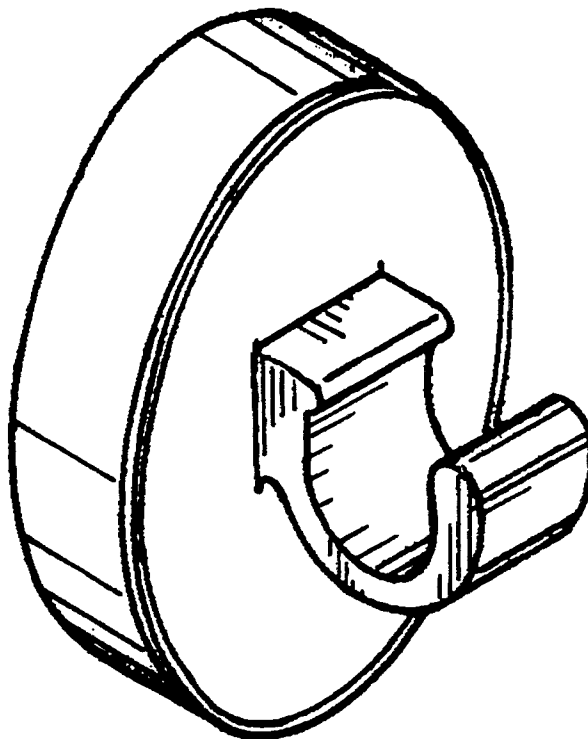
### [56] References Cited

#### U.S. PATENT DOCUMENTS

D. 70,688	3/1924	Jordan	.....	D6/323
D. 144,010	2/1946	Van Doren	.....	D6/323
D. 198,264	5/1964	Margulis	.	
D. 212,553	10/1968	Hekman	.	
D. 241,206	8/1976	Halsted et al.	.....	D6/120
D. 251,124	2/1979	Takeuchi	.	
D. 289,009	3/1987	Salacuse	.....	D8/373
D. 289,139	4/1987	Chasen	.....	D8/367
D. 313,740	1/1991	Witt	.....	D8/373
1,731,408	10/1929	Finnessy	.....	248/304 X
2,679,998	6/1954	Keller	.....	248/304 X

### DESCRIPTION

FIG. 1 is a perspective view of a magnetic curtain hook, showing my new design;  
 FIG. 2 is a top plan view;  
 FIG. 3 is a left side elevation with the right side elevation being the mirror image thereof;  
 FIG. 4 is a front elevation;  
 FIG. 5 is a rear elevation; and,  
 FIG. 6 is a bottom plan view.  
 The cross-hatching shown on FIG. 5 represents a magnetic surface.



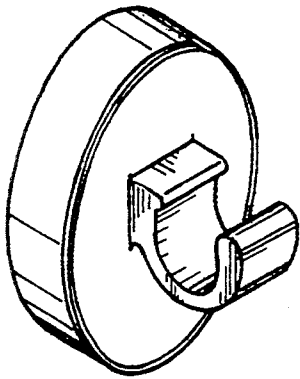


FIG. 1

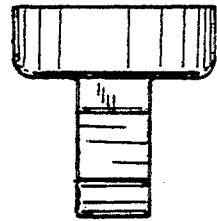


FIG. 2

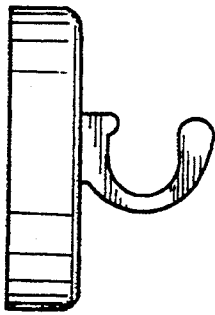


FIG. 3

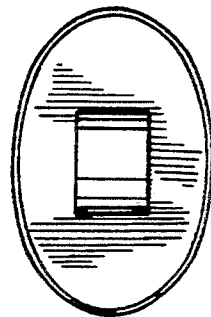


FIG. 4




FIG. 5

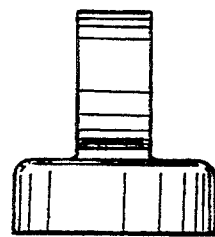


FIG. 6