United States Patent [19]

Tyler

[11] **Des. 256,465**

[45] ** **Aug. 19, 1980**

[54] **TELEPHONE STATION HANDSET**

[75] Inventor: **Daniel W. Tyler**, Middletown, N.J.

[73] Assignee: **Bell Telephone Laboratories, Incorporated**, Murray Hill, N.J.

[**] Term: **14 Years**

[21] Appl. No.: **929,434**

[22] Filed: **Jul. 31, 1978**

[51] **Int. Cl.** ..... **D14—03**

[52] **U.S. Cl.** **D14/63**; D14/64

[58] **Field of Search** ..... D14/63, 64; 179/178, 179/179, 156, 146, 100 R, 100 D

[56] **References Cited**

U.S. PATENT DOCUMENTS

D. 210,775	4/1968	Dreyfuss	D14/63
D. 218,314	8/1970	Tyson	D14/63
D. 227,782	7/1973	Hazell et al.	D14/63
D. 229,837	1/1974	Genaro et al.	D14/63
D. 245,602	8/1977	Genaro et al.	D14/63
3,558,831	1/1977	Prescott	179/100 R

Primary Examiner—Bernard Ansher

Attorney, Agent, or Firm—W. L. Keefauver

[57] **CLAIM**

The ornamental design of a telephone station handset, substantially as shown and described.

DESCRIPTION

FIG. 1 is a bottom perspective view of a telephone station handset in showing my new design;

FIG. 2 is a top perspective view thereof; and

FIG. 3 is a side elevation view of the telephone handset illustrated in FIGS. 1 and 2, the opposite side elevation being substantially a mirror image of the illustration in FIG. 3.

FIG. 4 is a top plan view of the telephone handset illustrated in FIGS. 1 and 2;

FIG. 5 is a bottom plan view thereof;

FIG. 6 is a receiver end elevation view; and

FIG. 7 is the transmitter end elevation view.

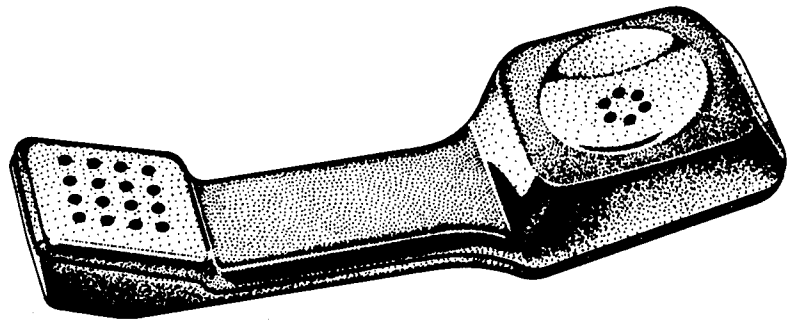

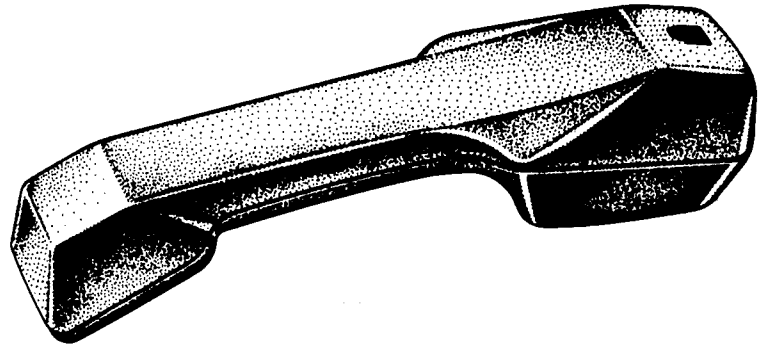

FIG. 1

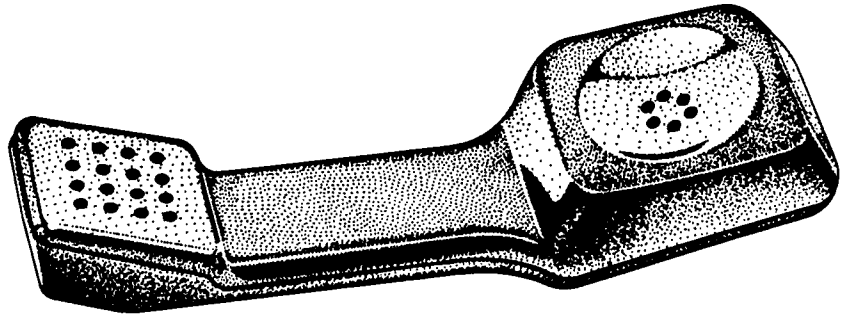

FIG. 2

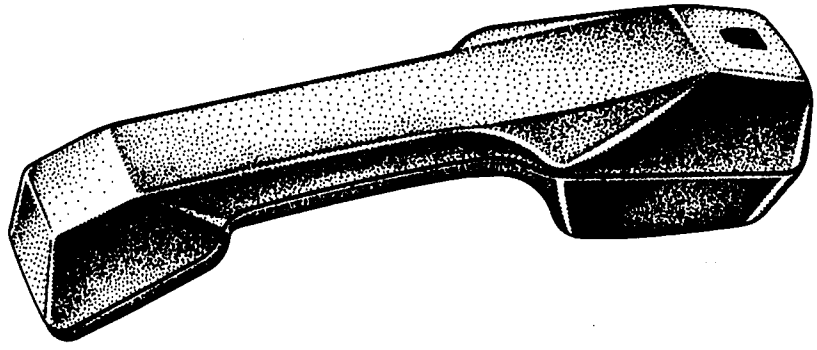

FIG. 4

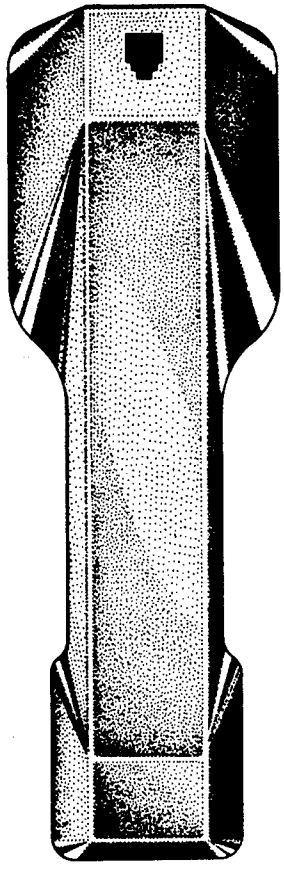

FIG. 3



FIG. 6

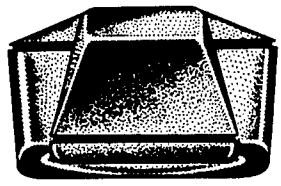

FIG. 5

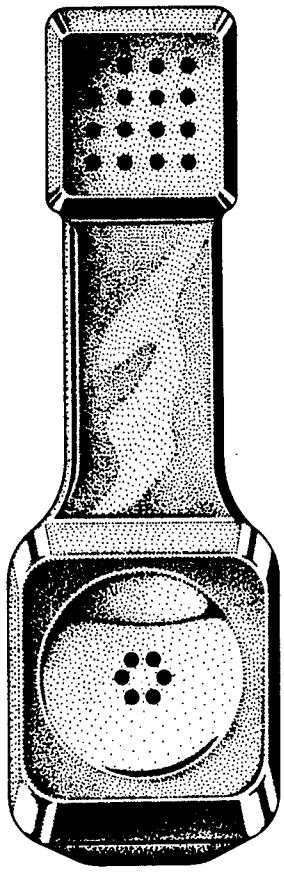

FIG. 7

