(No Model.)

A. HARTE.

COMBINED CHAIR AND FOOT REST.

No. 590,520. Patented Sept. 21, 1897.

Fig. 1.

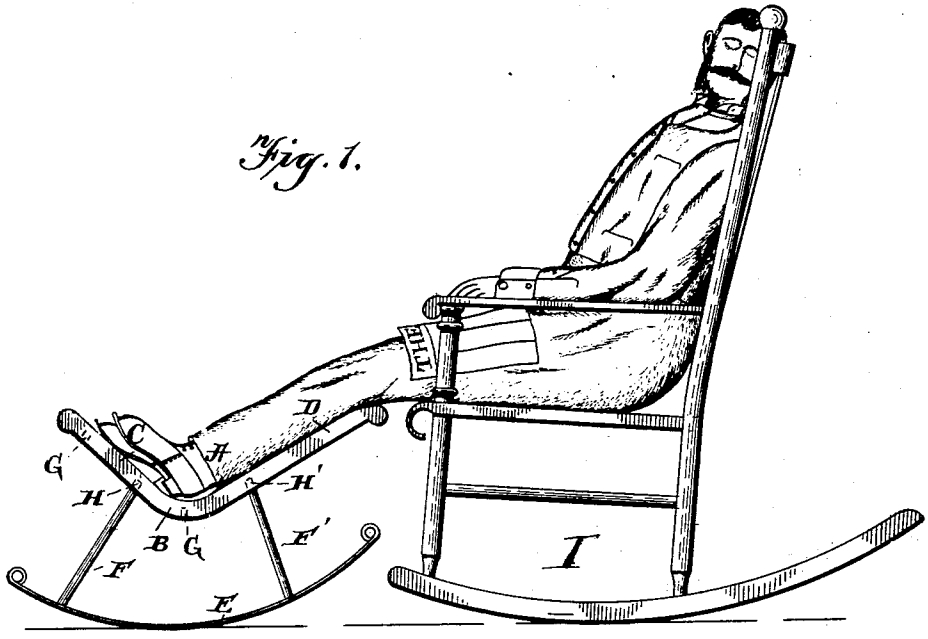

Fig. 2.

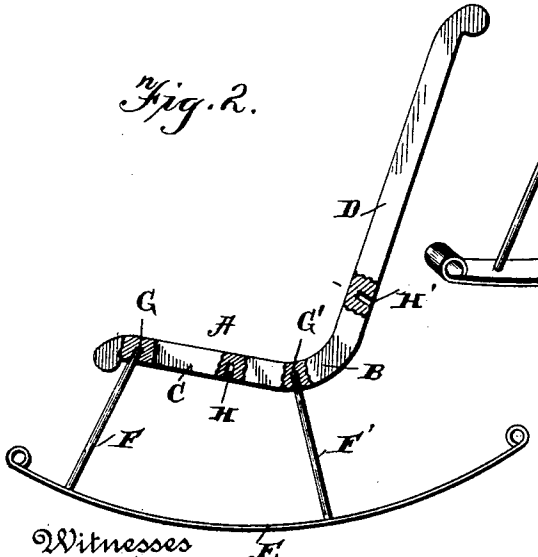

Fig. 3.

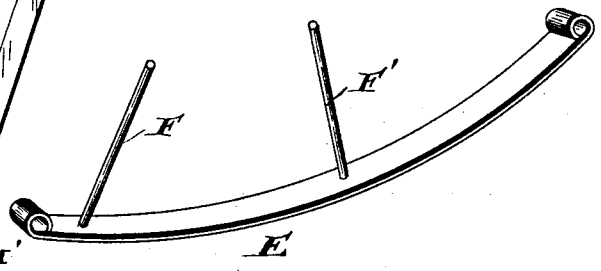

Witnesses
Geo. E. Fuchs.
Hubert E. Peck

Inventor
August Harte.
By Pattison & Nesbit.
Attorneys.

THE NORRIS PETERS CO., PHOTO-LITHO., WASHINGTON, D. C.

UNITED STATES PATENT OFFICE.

AUGUST HARTE, OF CINCINNATI, OHIO.

COMBINED CHAIR AND FOOT-REST.

SPECIFICATION forming part of Letters Patent No. 590,520, dated September 21, 1897.

Application filed June 16, 1897. Serial No. 641,056. (No model.)

To all whom it may concern:

Be it known that I, AUGUST HARTE, of Cincinnati, in the county of Hamilton and State of Ohio, have invented certain new and useful Improvements in a Combined Chair and Foot-Rest; and I do hereby declare the following to be a full, clear, and exact description of the invention, such as will enable others skilled in the art to which it pertains to make and use it, reference being had to the accompanying drawings, which form part of this specification.

This invention relates to combined chairs and foot-rests, and the object thereof is to provide adjustable rockers for such articles of furniture, whereby they may be used either as a child's rocker or as a rocking foot-rest, the use last mentioned being preferably in connection with a rocking-chair, so that the foot-support may move in conformity with the chair and thus be quite as comfortable as a complete reclining-chair.

Having these objects in view, the invention resides in the novel features of construction hereinafter fully described and claimed, and illustrated by the accompanying drawings, in which—

Figure 1 is a side elevation of the improvement used as a foot-rest in connection with a rocking-chair. Fig. 2 is an elevation of the same with the rockers arranged for a child's chair, shown partly in section. Fig. 3 is a detail view of one of the rockers.

Side rails A are curved sharply at B, so that seat C and back D are disposed nearly at right angles to each other. Secured to each rocker E are two upright rods or standards F F′, having slight upward convergence.

The seat portion of each rail is formed with two apertures G G′, to receive, respectively, rods F F′, the rockers when thus positioned making the chair very comfortable for children.

In order that the seat and back portions may have greater inclination than when used as a chair, apertures H H′ are formed in the rails to receive rods F F′, opening H being between apertures G G′ in the bottom portion, while opening H′ is formed in the back portion of the rail a distance above angle B. When the rockers are adjusted to this position, back D is disposed at such angle as to comfortably support the legs of the occupant of main rocker I, the outer end of the back reaching about to the knees, while seat C is disposed sufficiently upward to afford a comfortable backing for the feet. In this position the occupant may be quite comfortable, as in a complete reclining-chair having an elaborate foot-rest attachment.

As the chair-body may be given different inclinations from those here mentioned by providing the rails with more apertures to receive the rocker-standards, I do not limit myself to the exact number or arrangement of such apertures shown.

I am aware that it is old to provide a chair with attachable rockers for the purpose of converting the same into a rocking-chair and that it is also old to adjustably secure rockers to a chair for giving to the seat and back variable inclinations, but I am not aware that it has been proposed heretofore to provide the rockers with such adjustment as will transform the chair into a foot-rest of the character here shown; nor am I aware that prior to my invention the standards have been permanently secured to the rockers, with their upper ends detachably uniting with the chair-body.

Having thus fully described my invention, what I claim as new, and desire to secure by Letters Patent, is—

1. An improved combined foot-rest and rocking-chair, comprising the rigidly-united back and seat portions disposed at an angle to each other, rockers, and standards raised therefrom adapted to variably connect with the back and seat portions, whereby the inclinations of the latter may be varied, substantially as shown and described.

2. An improved combined foot-rest and rocking-chair, comprising the rigidly-united back and seat portions disposed at an angle to each other and each portion provided on its under side with a plurality of sockets, rockers, and two standards projected upward from each rocker, the forward standard of each rocker being adapted to engage a seat-portion socket and the rear standard adapted

to engage a back-portion socket, substantially as shown and described.

3. The combination with angular side rails A outlining seat C and back D of the chair, the under sides of the seat and back portions of the rails being formed with apertures, of rockers, and standards secured thereto and at their upper ends adapted to enter the rail-apertures, substantially as shown and described.

In testimony whereof I affix my signature in presence of two witnesses.

AUGUST HARTE.

Witnesses:
T. D. BEHRENS,
EDWIN W. KEMPER.