



US00D742588S

(12) **United States Design Patent**  
**Cutler**

(10) **Patent No.:** **US D742,588 S**

(45) **Date of Patent:** **\*\* Nov. 3, 2015**

(54) **COSMETIC CASE**

(75) Inventor: **Samantha B. Cutler**, Beverly Hills, CA (US)

(73) Assignee: **SBC Cosmetics, LLC**, Beverly Hills, CA (US)

(\*\*) Term: **14 Years**

(21) Appl. No.: **29/413,813**

(22) Filed: **Feb. 21, 2012**

(51) **LOC (10) Cl.** ..... **28-03**

(52) **U.S. Cl.**

USPC ..... **D28/7**

(58) **Field of Classification Search**

USPC ..... D28/7, 8, 20-22, 30-31, 76, 85, 99;  
132/108, 202, 208, 317.32;  
401/202-207, 261-267; D4/132-135;  
D24/119

See application file for complete search history.

(56) **References Cited**

U.S. PATENT DOCUMENTS

4,572,224	A *	2/1986	Rosenwinkel et al.	.....	132/218
4,586,520	A *	5/1986	Brittain	.....	132/218
4,617,948	A *	10/1986	Gueret	.....	132/218
4,944,318	A *	7/1990	Gaylord et al.	.....	132/73
4,972,858	A *	11/1990	Beck et al.	.....	132/218
5,107,870	A *	4/1992	Beck et al.	.....	132/218

(Continued)

Primary Examiner — Zenia Bennett

(74) Attorney, Agent, or Firm — Arnold & Porter LLP

(57) **CLAIM**

The design for a cosmetic case, as shown and described.

**DESCRIPTION**

FIG. 1 is a front perspective view of a round cosmetic case with a hollow cap and an applicator tip having a slanted sponge tip.

FIG. 2 is a front view of a round cosmetic case with a hollow cap and an applicator tip having a slanted sponge tip.

FIG. 3 is a back view of a round cosmetic case with a hollow cap and an applicator tip having a slanted sponge tip.

FIG. 4 is a left view of a round cosmetic case with a hollow cap and an applicator tip having a slanted sponge tip.

FIG. 5 is a right view of a round cosmetic case with a hollow cap and an applicator tip having a slanted sponge tip.

FIG. 6 is a top view of a round cosmetic case with a hollow cap and an applicator tip having a slanted sponge tip.

FIG. 7 is a bottom view of a round cosmetic case with a hollow cap and an applicator tip having a slanted sponge tip.

FIG. 8 is a front perspective view of a round cosmetic case with a hollow cap and an applicator tip having a brush tip.

FIG. 9 is a front view of a round cosmetic case with a hollow cap and an applicator tip having a brush tip.

FIG. 10 is a top view of a round cosmetic case with a hollow cap and an applicator tip having a brush tip.

FIG. 11 is a bottom view of a round cosmetic case with a hollow cap and an applicator tip having a brush tip.

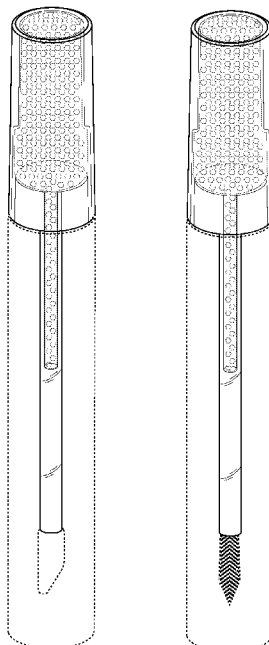
FIG. 12 is a front perspective view of a round cosmetic case with a hollow cap and an applicator tip having a mascara tip.

FIG. 13 is a front view of a round cosmetic case with a hollow cap and an applicator tip having a mascara tip.

FIG. 14 is a top view of a round cosmetic case with a hollow cap and an applicator tip having a mascara tip; and,

FIG. 15 is a bottom view of a round cosmetic case with a hollow cap and an applicator tip having a mascara tip.

**1 Claim, 10 Drawing Sheets**



(56)

**References Cited**

U.S. PATENT DOCUMENTS

5,595,198 A \* 1/1997 Kemmerer ..... 132/218  
5,927,289 A \* 7/1999 Joulia ..... 132/73  
5,970,989 A \* 10/1999 Litton ..... 132/218  
6,016,815 A \* 1/2000 Christoforou et al. .... 132/218  
D440,709 S \* 4/2001 An ..... D28/7  
6,227,737 B1 \* 5/2001 Lightfoot ..... 401/129  
6,371,130 B1 \* 4/2002 Vasas ..... 132/218

6,799,582 B2 \* 10/2004 Kim ..... 132/317  
D539,982 S \* 4/2007 Nobuto et al. .... D28/76  
7,665,474 B2 \* 2/2010 Morales ..... 132/218  
D616,608 S \* 5/2010 Maddy ..... D28/76  
D617,051 S \* 6/2010 Pires et al. .... D28/76  
8,042,555 B2 \* 10/2011 Neuner et al. .... 132/218  
D659,907 S \* 5/2012 Lin ..... D28/76  
D659,908 S \* 5/2012 Lin ..... D28/76  
8,205,624 B2 \* 6/2012 Gueret ..... 132/218

\* cited by examiner

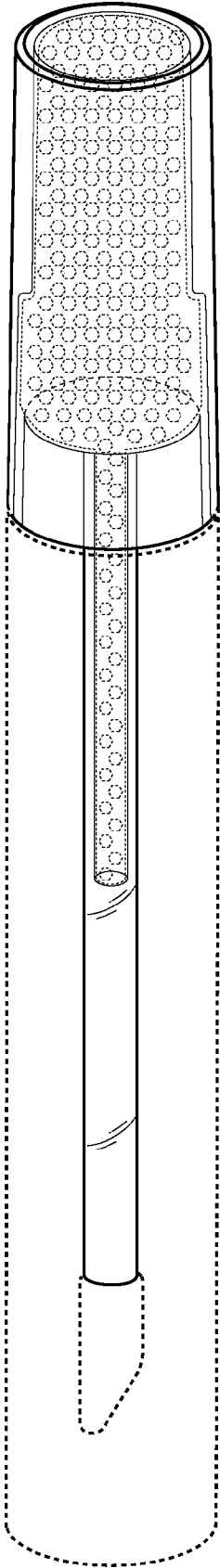


FIG. 1

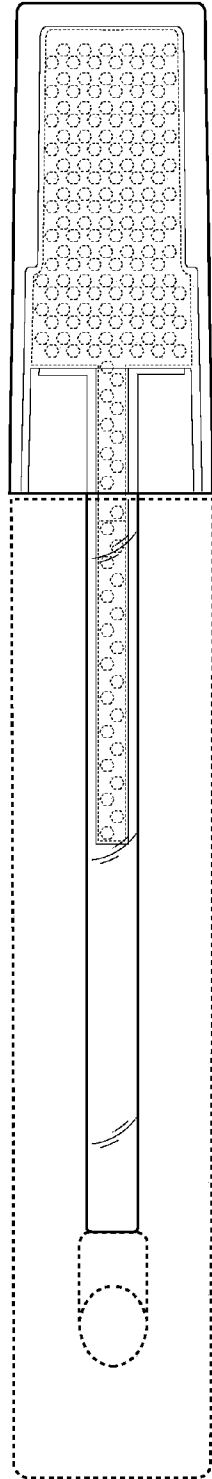


FIG. 2

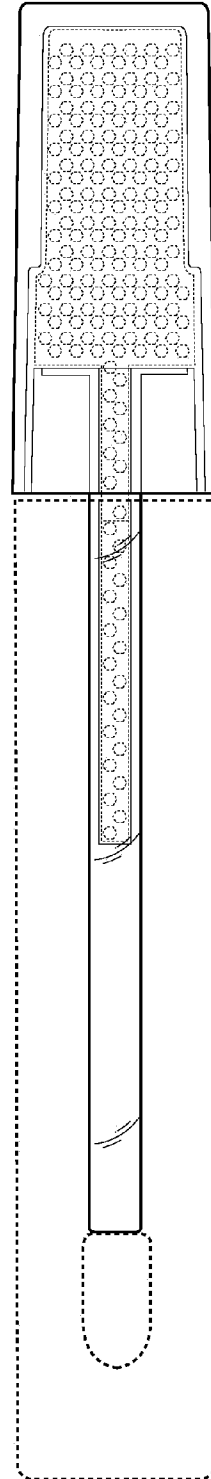


FIG. 3

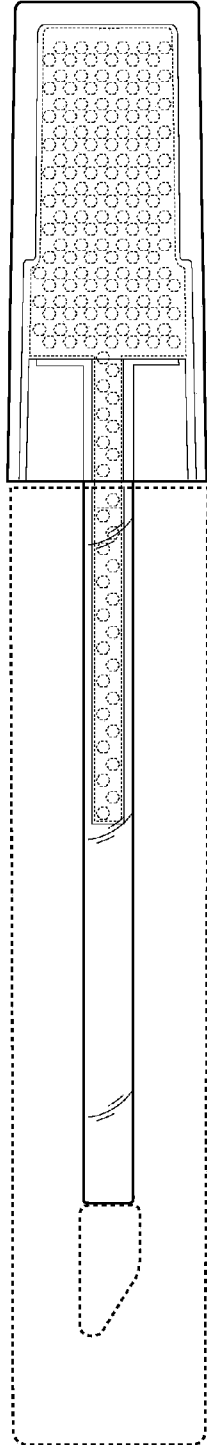


FIG. 4

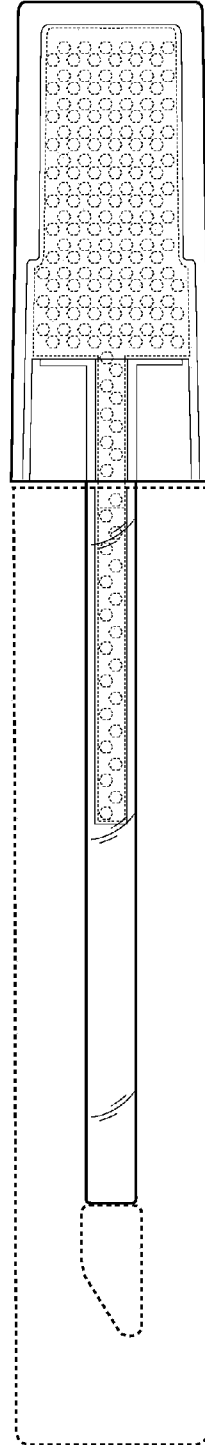
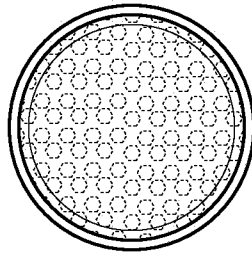
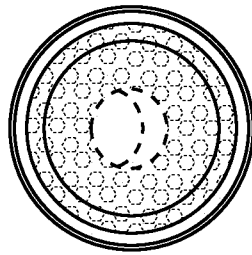


FIG. 5



**FIG. 6**



**FIG. 7**

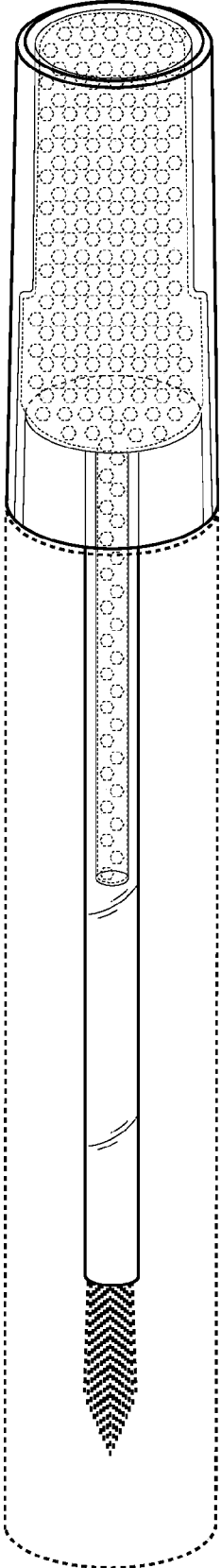


FIG. 8

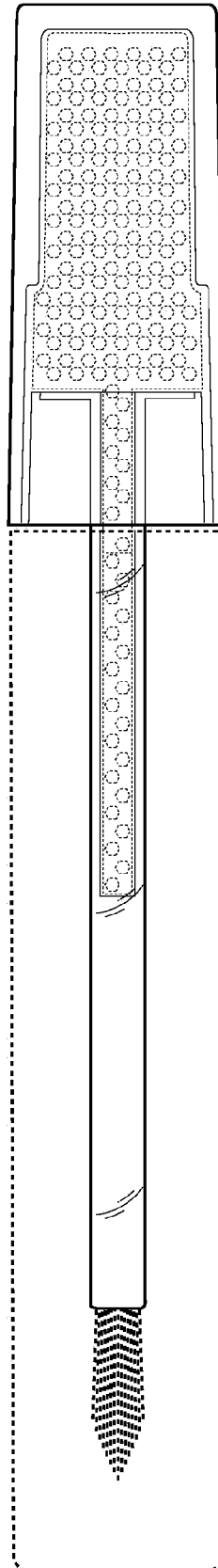
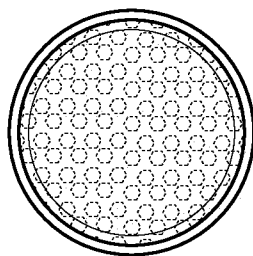
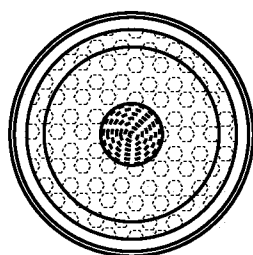


FIG. 9





**FIG. 10**



**FIG. 11**

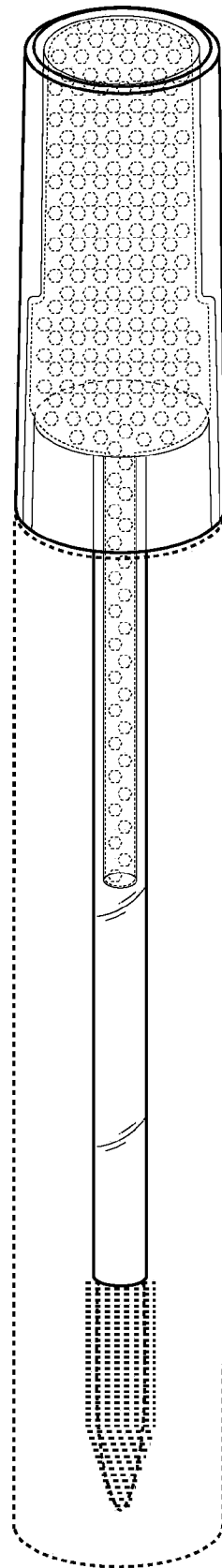


FIG. 12

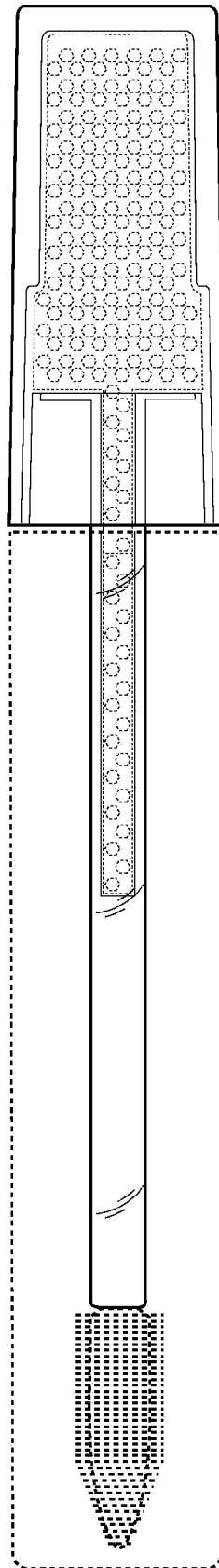
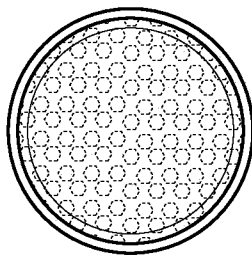
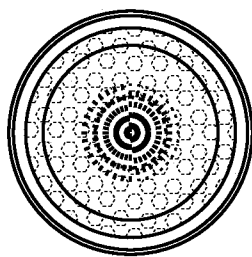


FIG. 13



**FIG. 14**



**FIG. 15**