

(19) World Intellectual Property Organization  
International Bureau



(43) International Publication Date  
6 June 2002 (06.06.2002)

PCT

(10) International Publication Number  
**WO 02/45456 A1**

(51) International Patent Classification<sup>7</sup>: **H04Q 7/38, 7/22**

(21) International Application Number: PCT/SE01/02445

(22) International Filing Date:  
6 November 2001 (06.11.2001)

(25) Filing Language: English

(26) Publication Language: English

(30) Priority Data:  
09/724,754 28 November 2000 (28.11.2000) US

(71) Applicant: **TELEFONAKTIEBOLAGET LM ERICSSON (publ)** [SE/SE]; S-126 25 Stockholm (SE).

(72) Inventors: **JOHANSSON, Tomas**; Nygatan 21A, S-582 19 Linköping (SE). **WALLENTIN, Stefan, Pontus**; Mässvägen 2, S-590 71 Ljungsbro (SE).

(74) Agent: **MAGNUSSON, Monica**; Ericsson Radio Systems AB, Patent Unit Radio Access, S-164 80 Stockholm (SE).

(81) Designated States (*national*): AE, AG, AL, AM, AT, AU, AZ, BA, BB, BG, BR, BY, BZ, CA, CH, CN, CO, CR, CU, CZ, DE, DK, DM, DZ, EC, EE, ES, FI, GB, GD, GE, GH, GM, HR, HU, ID, IL, IN, IS, JP, KE, KG, KP, KR, KZ, LC, LK, LR, LS, LT, LU, LV, MA, MD, MG, MK, MN, MW, MX, MZ, NO, NZ, OM, PH, PL, PT, RO, RU, SD, SE, SG, SI, SK, SL, TJ, TM, TR, TT, TZ, UA, UG, UZ, VN, YU, ZA, ZW.

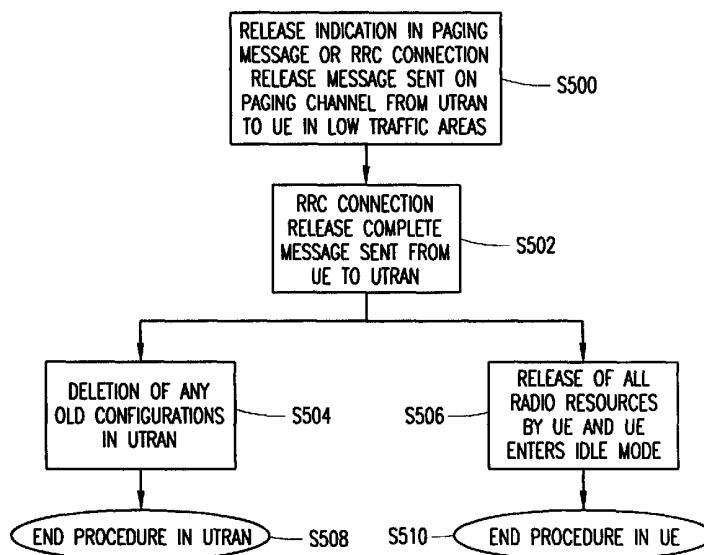
(84) Designated States (*regional*): ARIPO patent (GH, GM, KE, LS, MW, MZ, SD, SL, SZ, TZ, UG, ZW), Eurasian patent (AM, AZ, BY, KG, KZ, MD, RU, TJ, TM), European patent (AT, BE, CH, CY, DE, DK, ES, FI, FR, GB, GR, IE, IT, LU, MC, NL, PT, SE, TR), OAPI patent (BF, BJ, CF, CG, CI, CM, GA, GN, GQ, GW, ML, MR, NE, SN, TD, TG).

**Published:**

- with international search report
- before the expiration of the time limit for amending the claims and to be republished in the event of receipt of amendments

[Continued on next page]

(54) Title: RELEASE OF USER EQUIPMENT USING A PAGE PROCEDURE IN A CELLULAR COMMUNICATION SYSTEM



(57) Abstract: A method and system, for use in a cellular telecommunications network, are provided that release user equipment (UE) (102, 104, 106, 108, 110, 112, 114) from the radio access network (RAN) without establishing a dedicated control channel. This method includes transmitting (s500,s600) and receiving a release indication in a paging message or a radio resource control (RRC) CONNECTION RELEASE message on the paging control channel (306). In response, a UE (102, 104, 106, 108, 110, 112, 114) either transmits an response message, and releases (s506) all radio resources, or releases (s602) all radio resources without alerting the RAN. The UE(102, 104, 106, 108, 110, 112, 114) then enters an idle mode and the RAN deletes (s504) old configurations. The RAN also has the ability to interrupt any ongoing procedures in the UE (102, 104, 106, 108, 110, 112, 114) when transmitting am RRC CONNECTION RELEASE message.



WO 02/45456 A1



---

*For two-letter codes and other abbreviations, refer to the "Guidance Notes on Codes and Abbreviations" appearing at the beginning of each regular issue of the PCT Gazette.*

- 1 -

## RELEASE OF USER EQUIPMENT USING A PAGE PROCEDURE IN A CELLULAR COMMUNICATION SYSTEM

### BACKGROUND OF THE INVENTION

#### 5           Technical Field of the Invention

The present invention generally relates to the telecommunications field and, in more particular to a method for releasing User Equipment(UE), such as mobile stations and Personal Digital Assistants (PDAs) as well as a variety of other equipment, using the Paging Control Channel (PCCH). The procedure may include  
10 either a release indication in the paging message, or it may allow the release procedure over the PCCH.

#### Description of Related Art

“Third Generation Partnership Project RRC Protocol Specification” release 1999, pages 32-33, 36-37, 71-73, and 99-105 are hereby incorporated by reference  
15 (hereinafter “Release 99”). In Release 99 a Wide Band Code Division Multiple Access (WCDMA) standard is provided for the wireless communication community. Basic WCDMA architecture is shown in Figure 2 and should be referred to for basic understanding of an exemplary WCDMA networks. The following general descriptions and general definitions will further provide background and understanding  
20 to the embodiments of the present invention.

User Equipment (UE) is generally a type of mobile terminal by which a subscriber can access services offered by the operator’s Core Network (CN) 200.

Each Radio Network Controller (RNC) 202 a, b, c controls radio resources and radio connectivity within a set of cells. A cell 204a-204e is a geographical area where  
25 radio coverage is provided by a base station.

An UTRAN Registration Area (URA) 206 is generally a geographical area comprising one or more cells 204A-204E. Each URA is identified by a substantially

- 2 -

unique identity. The unique identity is broadcast in all cells belonging to the URA 206. A URA can comprise cells controlled by more than one RNC 202. URAs may overlap, therefore a set of URA identities may be broadcast in certain areas.

In an exemplary WCDMA radio interface, there are three fundamentally  
5 different kinds of channels. The three channel types are physical channels, transport channels, and logical channels.

A physical channel is the physical radio resource on which data is transmitted. Data items such as frequency, code and time slot information may characterize the information found on a physical channel. Examples of physical channels are a  
10 dedicated physical data channel (DPDCH) and a secondary common control physical channel (SCCPCH).

A transport channel is used to provide services from the physical layer. A transport channel is characterized by how data may be transmitted. Transport channels may be in the form of a common transport channel and a dedicated transport channel.  
15 The physical layer of the system maps transport channels on to physical channels. Examples of common transport channels are:

random access channel (RACH) - a RACH channel is a contention based up-link channel used for transmission of relatively small amounts of data (e.g. for initial access or non-real-time dedicated control or traffic data);

20 forward access channel (FACH) - an FACH is a common down-link channel without closed - loop power control. An FACH channel is used for transmission of relatively small amounts of data;

Broadcast channel (BCH) - a broadcast channel is a down-link channel used to broadcast system information into an entire cell such that all UEs within the  
25 designated cell receive information contained in the BCH; and

Paging Channel (PCH) - a PCH is a down-link channel used for broadcasting control information into an entire cell which allows efficient UE sleep mode

- 3 -

procedures, enabling discontinuous reception (DRX). Information currently used by PCH are paging and notification information.

An example of a dedicated transport channel (DCH) is a channel that is dedicated to a UE which is used in an up-link or down-link scenario.

5           The third type of channel is the logical channel. The MAC layer provides data transport services on the logical channels. A set of logical channels may be defined for different kinds of data transfer services as offered by MAC. Each logical channel type is defined by the type of information that is transferred to them from thereon. Generally, there are two types of logical channels, control channels (for the transfer of control plane information) and traffic channel (for the transfer of user plane information).

10           Control channels (CCH) include broadcast control channels (BCCH), paging control channels, (PCCH), dedicated control channels (DCCH) and common control channels (CCCH). Control channels are used for the transfer of control plane information only. Such information includes signaling information. A BCCH is a down-link channel for broadcasting system control information. A PCCH is a down-link channel that transfers paging information. A PCCH channel is used when a UE is utilizing DRX (discontinuous reception) procedures. A CCCH is a bidirectional channel for transmitting control information between the network and UE. The CCCH channel is commonly used by UE which has no RRC connection with the network. The CCCH is also used by UE using common transport channels when the UE is accessing a new cell after cell reselection. A DCCH is a bidirectional channel that transmits dedicated control information between a UE and the network. A DCCH channel is established through an RRC connection set-up-procedure.

20           With respect to traffic channels (TCH) there are basically two kinds of traffic channels: dedicated traffic channels (DTCH) and common traffic channels (CTCH). Traffic channels are used to transfer user plane information only. Such user information may include user data information. The DTCH is a point to point channel

- 4 -

which is dedicated to only one UE at a time for the transfer of user information. A DTCH can provide both up-link and down-link services. A CTCH is a point-to-multipoint unidirectional channel for the transfer of dedicated user information which is to be provided to all or specific portion of specified UEs.

5 Under the WCDMA specification the following connections may exist between the logical channels and transport channels discussed above.

BCCH may be connected to BCH and may also be connected to FACH.

PCCH can be connected to PCH.

CCCH may be connected to RACH and FACH.

10 DTCH can be connected to either RACH and FACH, to RACH, or to a DCH.

DCCH can be connected to either RACH and FACH or to a DCH.

CTCH can be connected to FACH.

The channel mappings as seen from the UE and UTRAN sides of the system are shown in Figures 7A and 7B respectively.

15 Referring now to a state model of a UE, Figure 8 discloses the generally used state model of a UE. The idle mode (IM) is entered after power on. And within this state there are no connections between the UE and UTRAN. When a connection is established, the UE is assigned to a Radio Network Temporary Identity (U-RNTI and optionally a C-RNTI) and the UE enters Connected Mode. When in Connected Mode  
20 there are four different states. Each state reflects a level of activity. The four states are CELL DCH state, CELL FACH state, CELL PCH state, and URA PCH state.

The CELL DCH state is characterized by having at least one dedicated channel (DCH) assigned to the UE. Macro-diversity may be used between dedicated physical channels of several cells. When dedicated physical channels are assigned, dedicated  
25 transport channels (DCHs) are used and mapped on those dedicated physical channels. In this CELL DCH state, there is a dedicated control channel (DCCH) used for transmission of signaling messages between the UE and UTRAN. In the CELL FACH state, no dedicated physical channel is assigned, but the UE may listen continuously

- 5 -

to a common channel (the FACH) in the down-link belonging to the selected cell. In the up-link, the UE typically uses a random access channel (RACH). At each cell reselection, the UE updates the network with its current cell location. In this cell FACH state, there is a dedicated control channel (DCCH) used for transmission of signaling messages between the UE and the UTRAN. The DCCH is preferably implemented by appending the Radio Network Temporary Identity (U-RNTI or C-RNTI) to all signaling messages, and thus addressing the individual UE. The U-RNTI (UTRAN RNTI) is a global identity, which can be used in any cell in the UTRAN. The C-RNTI (cell RNTI) is only significant in a single cell and has to be reallocated in every cell. On the other hand, C-RNTI is much shorter than the U-RNTI which saves space (band width) over the radio interface which it is used. There is also a CCCH (common control channel) in this CELL FACH state, which is used when the connection to SRNC is unavailable. It is used to handle cell reselection over RNC boarders when cell update or URA update messages are sent to the DRNC.

In the CELL PCH state, the UE monitors a paging channel (PCH) of a selected cell. On the PCH, the UE uses discontinuous reception (DRX) to save power. When discontinuous reception is used, the UE only needs to listen on the PCH at periodic occasions. The scheme for when the UE is to listen is prescribed between the network and the UE on a per UE basis. Also, the UE updates the network with its current cell location at the time of the cell reselection. No DCCH is available on the CELL PCH state. On the PCH, there is an ability to address individual UEs, but a UE cannot transport any signaling messages to the network.

The URA PCH state is very similar to the cell PCH state. In this state, the UE also listens to the PCH as it uses the DRX. The difference between the URA PCH state and the cell PCH state is that the UE only updates the network of its location after crossing URA boarders in the URA PCH state. A URA (UTRAN registration area) is a group of cells. This means that in this state the position of the UE is in a position that is generally known only on the URA level.

- 6 -

The release of a radio resource control (RRC) connection must be performed using the RRC Connection Release procedure. In order to utilize the RRC Connection Release procedure, a UE must be in a state that allows the UMTS Terrestrial Radio Access Network (UTRAN) to communicate with it on one of the logical channels, specifically the dedicated control channel (DCCH). However, when the UE is in low traffic areas, the state changes and the UE switches to monitor another logical channel, which is the paging control channel (PCCH). The DCCH is released and the UE listens only to the paging control channel. Therefore, the UTRAN must page the UE to change to another state in order that a dedicated control channel can be established between them.

Referring to FIGURE 4 (PRIOR ART), there is illustrated a flow diagram of a traditional method for the release of an RRC connection. When there is low traffic to or from the UE, the UE is in a state that monitors only the paging control channel, either the cell-PCH state or the URA-PCH state. In the cell-PCH state, no dedicated channel is allocated to the UE and therefore no uplink activity is possible at this point. Also, in the URA-PCH state, no dedicated channel is allocated to the UE, thus preventing any uplink activity. A UE is only capable of monitoring the PCCH when in either the cell-PCH or URA-PCH state. Any activity between the UE and UTRAN will cause the UE to transfer to the CELL FACH state. Therefore, when the UTRAN pages the UE on the PCH at step s400, the UE will switch to the CELL FACH state in step s402. When switched to the CELL FACH state, no dedicated channel exists, however, the UE acquires the ability to communicate to the network via a DCCH. In step s404, the UE, upon receipt of a page, will switch states and transmit a CELL UPDATE message on the common control channel (CCCH). In response to the updated cell information, the UTRAN will send a CELL UPDATE CONFIRM message on the dedicated control channel in step s406. In step s408, a RNTI REALLOCATION COMPLETE message is transmitted on the DCCH to the UTRAN. Finally, in step s410, an RRC CONNECTION RELEASE message can be sent to the



- 7 -

UE from the UTRAN. Once this message is received from the UTRAN, in step s412, the UE sends an RRC CONNECTION RELEASE COMPLETE message back to the UTRAN. Following step s412, the UTRAN deletes old configurations in step s414. In step s416, the UE releases all radio resources and enters idle mode. When in idle mode a UE will acquire system information, perform measurements, and be prepared to receive paging and notification messages. Both the UE and the UTRAN end the release procedure in the following steps, s418 and s420.

The disadvantages of the above described procedure begin with the fact that a dedicated control channel must be used just to release a UE. Also, a large amount of signaling in the air interface and in the UTRAN must occur in order to complete the release procedure, which reduces speed to the subscriber. Furthermore, significant battery power of the UE is expended when the release is completed using the traditional procedure mentioned above. Therefore, there is a need for a method to release a UE in a more efficient manner.

## SUMMARY OF THE INVENTION

The present invention is a method for releasing a UE without using a dedicated control channel, thereby eliminating excessive signaling. The method is simply to either have a release indication in the paging message, or to allow the connection release procedure on the paging control channel. Upon receipt of the release indication or RRC CONNECTION RELEASE message, the method of the present invention either triggers an RRC CONNECTION RELEASE COMPLETE message sent to the UTRAN, which is followed by release of all radio resources, or a release of all radio resources of the UE without alerting the UTRAN.

## BRIEF DESCRIPTION OF THE DRAWINGS

A more complete understanding of the method and system of the present invention may be acquired by reference to the following Detailed Description when taken in conjunction with the accompanying Drawings wherein:

5           FIGURE 1 is a diagram that illustrates a variety of user equipment available to use WCDMA in accordance with embodiments of the present invention.

FIGURE 2 is a block diagram illustrating the basic components of a telecommunications system used in conjunction with the present invention.

10           FIGURE 3 is a flow diagram illustrating logical channels utilized by a WCDMA system.

FIGURE 4 (PRIOR ART) is a flow chart illustrating the conventional basic channel signaling between a UE and a UTRAN.

15           FIGURE 5 is a flow chart of a first exemplary embodiment of the method of the present invention illustrating the basic channel signaling between a UE and a UTRAN.

FIGURE 6 is a flow chart of a second exemplary embodiment of the method of the present invention illustrating the basic channel signaling between a UE and a UTRAN.

20           FIGURE 7A and 7B depict logical channels mapped onto transport channels as seen from a UE and UTRAN respectively.

FIGURE 8 depicts a UE state model and state transistors.

## DETAILED DESCRIPTION OF THE PREFERRED EXEMPLARY EMBODIMENTS

25           The present invention involves a procedure to release a mobile telephone, personal digital assistant, or other wireless equipment from all radio resources, such as logical channel connections, which allow communication from a mobile telephone to a network. The present invention is equally applicable to cellular communication

- 9 -

systems such as GSM, as well as several other systems. However, for the purpose of description, Wideband Code Division Multiple Access (WCDMA) is used as a reference.

The method that the present invention employs allows a mobile telephone to  
5 be released by using less signaling than the current release procedure. First, a paging message with a release indication is sent to a mobile telephone. The mobile telephone will then either send an RRC CONNECTION RELEASE COMPLETE message back to the network, which tells the network that the mobile telephone received the release indication and will release all radio resources, or the mobile telephone will release all  
10 radio resources without any additional signaling to the UTRAN. By only requiring a few signals to release a mobile telephone, congestion can be reduced and the procedure will be much quicker.

Essentially, in accordance with exemplary embodiments of the present invention, a method and system is provided for releasing a UE in an efficient manner  
15 which does not require a dedicated control channel. In the first and second exemplary embodiments of the present invention, either a release indication in a paging message on the paging control channel, or allowing the RRC CONNECTION RELEASE message over the paging control channel will alleviate the current need to establish a dedicated control channel.

20 The preferred exemplary embodiments of the present invention and their advantages are best understood by referring to FIGURES 1-6 of the drawings.

FIGURE 1 is a diagram of several types of equipment available to the WCDMA network 100. In this example, a user can access WCDMA with a cellular phone 102, video terminal 106, server 108, laptop 112, or personal desk assistant  
25 (PDA) 114. The cellular phone 102 can use WCDMA for voice and Internet communications, among other things. Wireless postcards and business cards 110 can be accessed with WCDMA. The laptop 112 can utilize WCDMA for high quality video conferencing and Internet applications. The PDA 114 may use WCDMA for

- 10 -

web browsing, video telephone, email, news, or games. The above mentioned equipment as well as several other variations are defined as user equipment.

FIGURE 2 is a block diagram of an exemplary radio access network used in accordance with the present invention. There is a core network 200 that offers access to services for subscribers. The core network 200 is connected to a radio network controller 202A which controls radio resources and radio connectivity within a set of cells 204A...204E. A UTRAN registration area (URA) 206 is a geographic area consisting of one or more cells. Each URA 206 is identified by a unique identity, which is broadcast in all cells belonging to the URA 206. A URA 206 can consist of cells 204A...204E controlled by more than one RNC 202A...202C. A cell 204A...204E is a geographical area where radio coverage is provided by radio base station equipment at the base station site. Each cell 204A...204E is identified by a unique identity, which is broadcast in the cell. Each cell 204A...204E can broadcast on a plurality of channels as described in Figure 3.

FIGURE 3 is a flow diagram illustrating the logical channels on which an exemplary UE may transmit or receive data. The logical channels 300 can fall into one of two categories, control channels 302 or traffic channels 304. Control channels 302 transfer control plane information such as signaling information. One such control channel 302 is a paging control channel (PCCH) 306. The PCCH 306 is a downlink channel that transfers paging information. A broadcast control channel 308 is another control channel which is a downlink channel used for broadcasting system control information. The common control channel 310 is a bi-directional channel used for transmitting control information between the network and UEs. This channel is commonly used by UEs having no RRC connection with the network and by UEs using common transport channels when accessing a new cell after reselection. There is also a dedicated control channel 312 (DCCH) that is a point-to-point bi-directional channel that transmits dedicated control information between a UE and a network. This channel is established through an RRC connection setup procedure. In the

- 11 -

exemplary embodiments, the control channels 302 are used by a WCDMA system to page and release a UE. In the current release procedure, the paging control channel 306, the CCCH 310, and the DCCH 312 signal and release a UE. The PCCH 306 carries a paging message including the UE's identity number, or a temporary number.

5 The paging message alerts the UE of an incoming call or an incoming message for example. Conversely, in the exemplary embodiment of the present invention, the CCCH 310 (which is mapped to a random access channel) and the PCCH 306 signal and release a UE. Therefore, fewer channels and less signaling are needed when implementing the present invention as compared to the conventional method.

10       FIGURE 4 (PRIOR ART) is a flow diagram of the conventional release procedure of a UE in accordance with the release 99 of the WCDMA standard. At step s400, a UE in a low traffic area receives a page message. Using conventional procedures, a page message is sent, for example, to establish a signaling connection, to trigger a certain UE state, or to trigger reading of updated system information. In  
15 this particular procedure, the page message is sent to switch the UE to the cell-FACH state in step s402. Once in the new state, the UE sends a CELL UPDATE message to the UTRAN. This step, s404, is always done in response to a page. In step s406, the UTRAN sends a CELL UPDATE CONFIRM message on a dedicated control channel. Next, in step 408, the UE updates its identities and transmits a radio network  
20 temporary identifier (RNTI) REALLOCATION COMPLETE message on the DCCH. Once the DCCH has been established by the above part of the procedure, the actual release portion of the procedure can be executed. The UTRAN can now send a RRC CONNECTION RELEASE message on the DCCH to the UE in step s410, which can interrupt any ongoing procedures in the UE. In step s412, the RRC CONNECTION  
25 RELEASE COMPLETE message is sent back to the UTRAN from the UE. At this point both step s414 and s416 occur. Once the UTRAN receives the RRC CONNECTION RELEASE COMPLETE message, the UTRAN deletes old configurations. When the UE sends the RRC CONNECTION RELEASE

- 12 -

COMPLETE message, the UE releases all radio resources and enters an idle mode. After both steps s414 and s416 occur, the procedure ends in both the UE and the UTRAN with steps s418 and s420. FIGURE 5 shows a first exemplary method of a release procedure in accordance with the present invention. The advantages of the exemplary method are a decreased amount of signaling, decreased congestion, and increased quickness, among other things. No dedicated control channel is needed in the exemplary method, in fact the first step, step s500, sends a release indication in a paging message, or sends an RRC CONNECTION RELEASE message on the paging control channel from the UTRAN, which may interrupt any ongoing procedures in the UE. In step s502, an RRC CONNECTION RELEASE COMPLETE message is sent from the UE to the UTRAN on the CCCH. Following step s502, steps s504 and s506 occur. Once the UE sends the RRC CONNECTION RELEASE COMPLETE message, the UE releases all radio resources and enters an idle mode in step s506, and the procedure ends in the UE in step s510. Also, once the UTRAN receives the RRC CONNECTION RELEASE COMPLETE message, the UTRAN deletes old configurations in step s504, and the procedure ends in the UTRAN in step s508.

FIGURE 6 shows a second exemplary method of a release procedure in accordance with the present invention. The second embodiment decreases uplink interference by not sending an uplink message from the UE. In the first step s600, a release indication in a paging message, or an RRC CONNECTION RELEASE message is sent via the PCCH from the UTRAN to the UE. After the UE receives this message, in step s602, the UE releases all radio resources and enters an idle mode. Step s604 ends the procedure on the UE side. Next, in step s606, which is a predetermined amount of time later, the UTRAN releases all UE dedicated resources. Step s608 ends the procedure on the UTRAN side.

From the foregoing, it can be readily appreciated by those skilled in the art that the present invention provides a method for releasing a UE with minimal signaling and without establishing a dedicated control channel. The method disclosed can release

- 13 -

a UE in a more efficient manner as compared to the prior art. In particular, in a first exemplary method, by using a release indication within the paging message, an RRC CONNECTION COMPLETE message immediately follows the paging message. In a second exemplary method, once the paging message or RRC CONNECTION  
5 RELEASE message is received, the UE releases all radio resources and enters an idle mode without alerting the UTRAN. No excessive signals or messages are transmitted in order to release the UE. It will also be apparent to those skilled in the art that the invention can be readily implemented, for example, by suitable changes in the software, hardware, or both, in conventional UEs and UTRAN.

10           Although preferred embodiments of the method and system of the present invention have been illustrated in the accompanying Drawings and described in the foregoing Detailed Description, it will be understood that the invention is not limited to the embodiments disclosed, but is capable of numerous rearrangements, modifications and substitutions without departing from the spirit of the invention as  
15 set forth and defined by the following claims.

- 14 -

## WHAT IS CLAIMED IS:

1. A radio access network (RAN) using a cellular communication system for communicating over an air interface with user equipment (UE), said air interface comprising:
  - 5 a paging control channel for communicating paging messages to said UE from said RAN;
  - a common control channel for communicating messages between said UE and said RAN, wherein said RAN provides a release indication via said paging control channel to said UE so that said UE will release predetermined radio resources, and
  - 10 wherein said UE, in response to said release indication, provides a response message via said common control channel to said RAN so that said RAN is informed that the predetermined radio resources have been released.
2. The system as recited in claim 1, wherein said release indication further  
15 comprises an RRC CONNECTION RELEASE message provided to said UE from said RAN via said paging control channel.
3. The system as recited in claim 1, wherein said UE releases all radio resources and enters an idle mode in response to receiving a release indication.
4. The system as recited in claim 1, wherein said RAN further comprises  
20 means for deleting a predetermined configuration in the RAN, wherein said RAN deletes said predetermined old configuration in said RAN after said response message is received.
5. The system as recited in claim 1, wherein said RAN further comprises means to interrupt ongoing procedures in said UE.



- 15 -

6. The system as recited in claim 1, wherein said paging channel is monitored, using discontinuous reception (DRX), during low traffic conditions by said UE in at least one of a URA-PCH and cell-PCH state.

7. In a cellular telecommunication system, a method for releasing a UE  
5 comprising the steps of:

sending, by a RAN, a paging message with a release indication via a paging control channel;

receiving, by said UE, said release indication via said paging control;

sending, by said UE, a response message to said RAN via a common control  
10 channel; and

receiving, by said RAN, said response message from said UE via said common control channel.

8. The method as recited in claim 7, wherein said release indication further comprises an RRC CONNECTION RELEASE message.

9. The method as recited in claim 7, wherein said step of sending a  
15 response message on a common control channel by said UE further comprises the additional steps of:

releasing at least one predetermined radio resource; and

entering an idle mode.

10. The method as recited in claim 7, wherein said step of receiving said  
20 response message by said RAN further comprises the step of deleting a predetermined configuration in said RAN.

- 16 -

11. The method as recited in claim 7, further comprising the additional step of interrupting ongoing procedures in said UE.

12. The method as recited in claim 7, further comprising the additional step of monitoring, using discontinuous reception (DRX), the paging control channel by  
5 said UE during low traffic conditions.

13. In a cellular telecommunication system, a method for releasing a UE comprising the steps of:

sending, by a RAN, a paging message with a release indication via a paging control channel;

10 receiving, by said UE, said release indication via said paging control;  
releasing at least one predetermined radio resource; and  
entering an idle mode.

14. The method as recited in claim 13, wherein  
said release indication further comprises an RRC CONNECTION RELEASE message.

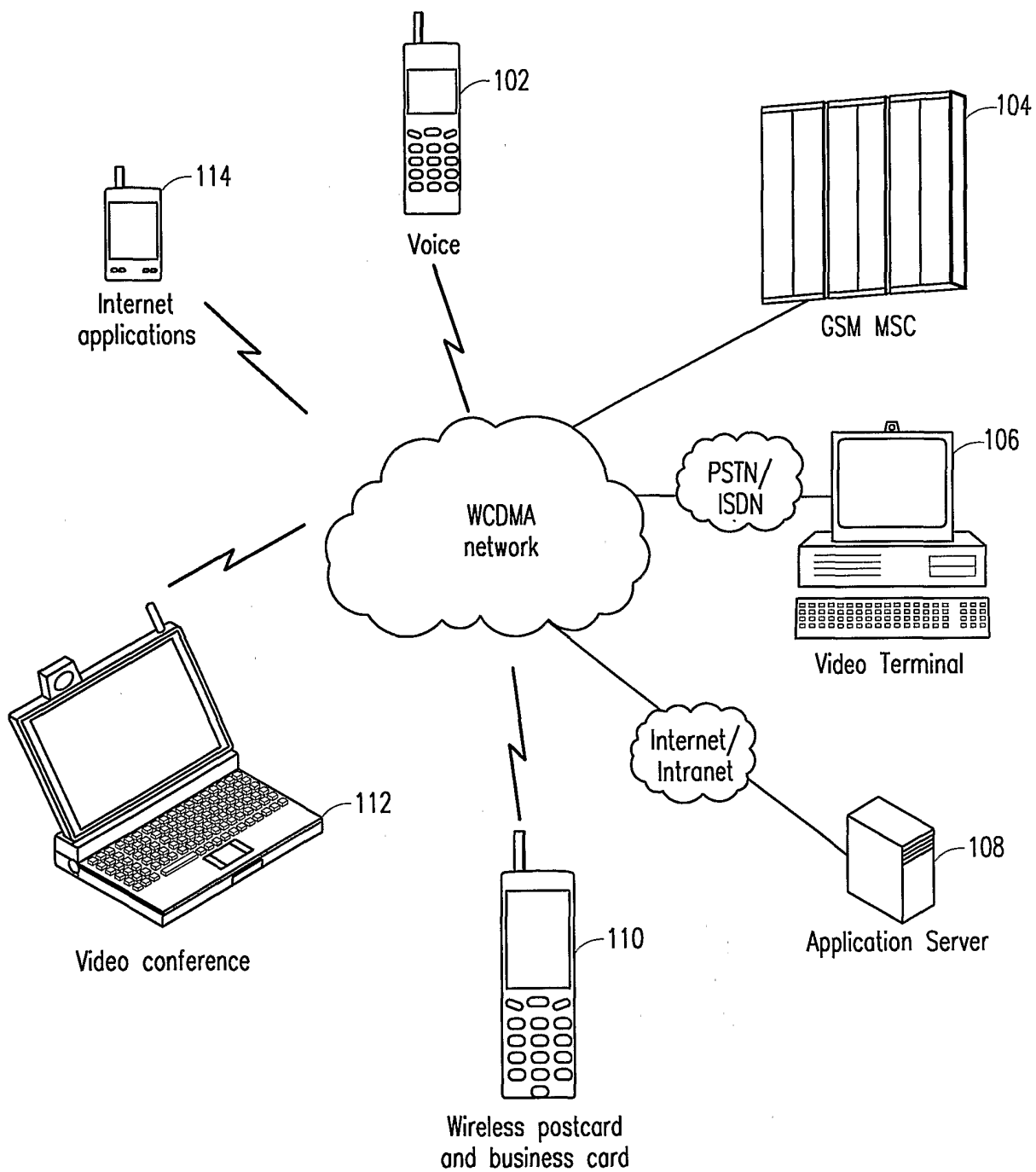
15 15. The method as recited in claim 13 further  
comprises the step of deleting a predetermined configuration in said RAN a  
predetermined amount of time after said RRC CONNECTION RELEASE message is  
sent.

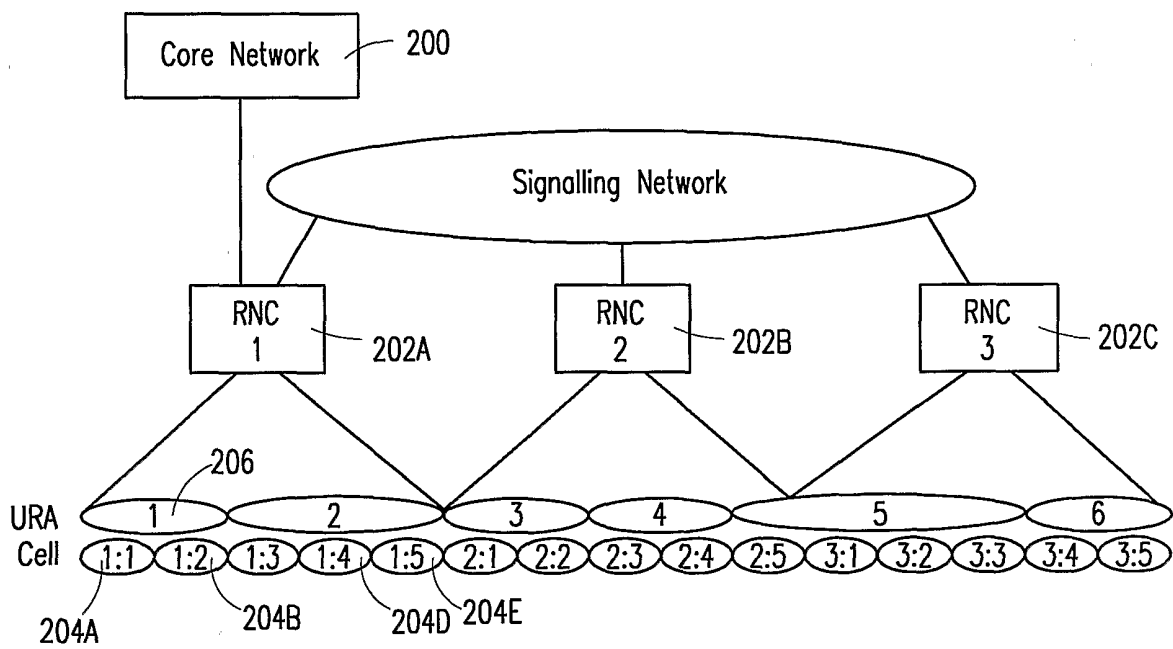
16. The method as recited in claim 13, further comprising the additional  
20 step of interrupting ongoing procedures in said UE.

- 17 -

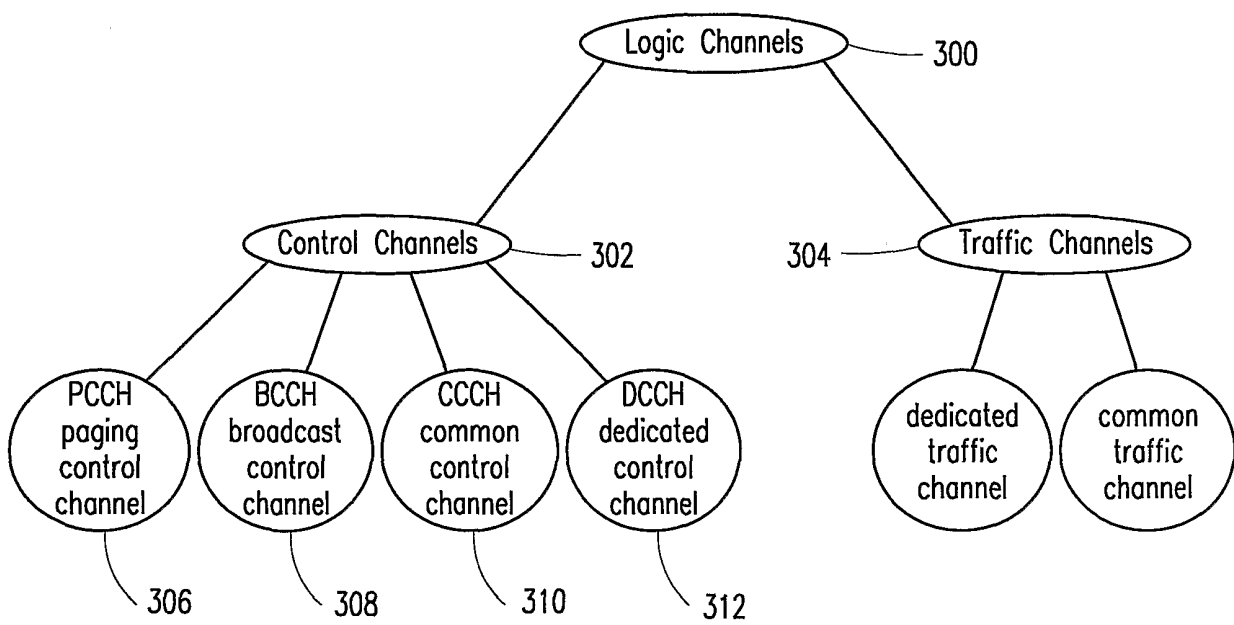
17. The method as recited in claim 13, further comprising the additional step of monitoring, using discontinuous reception (DRX), the paging control channel by said UE during low traffic conditions.

1/8

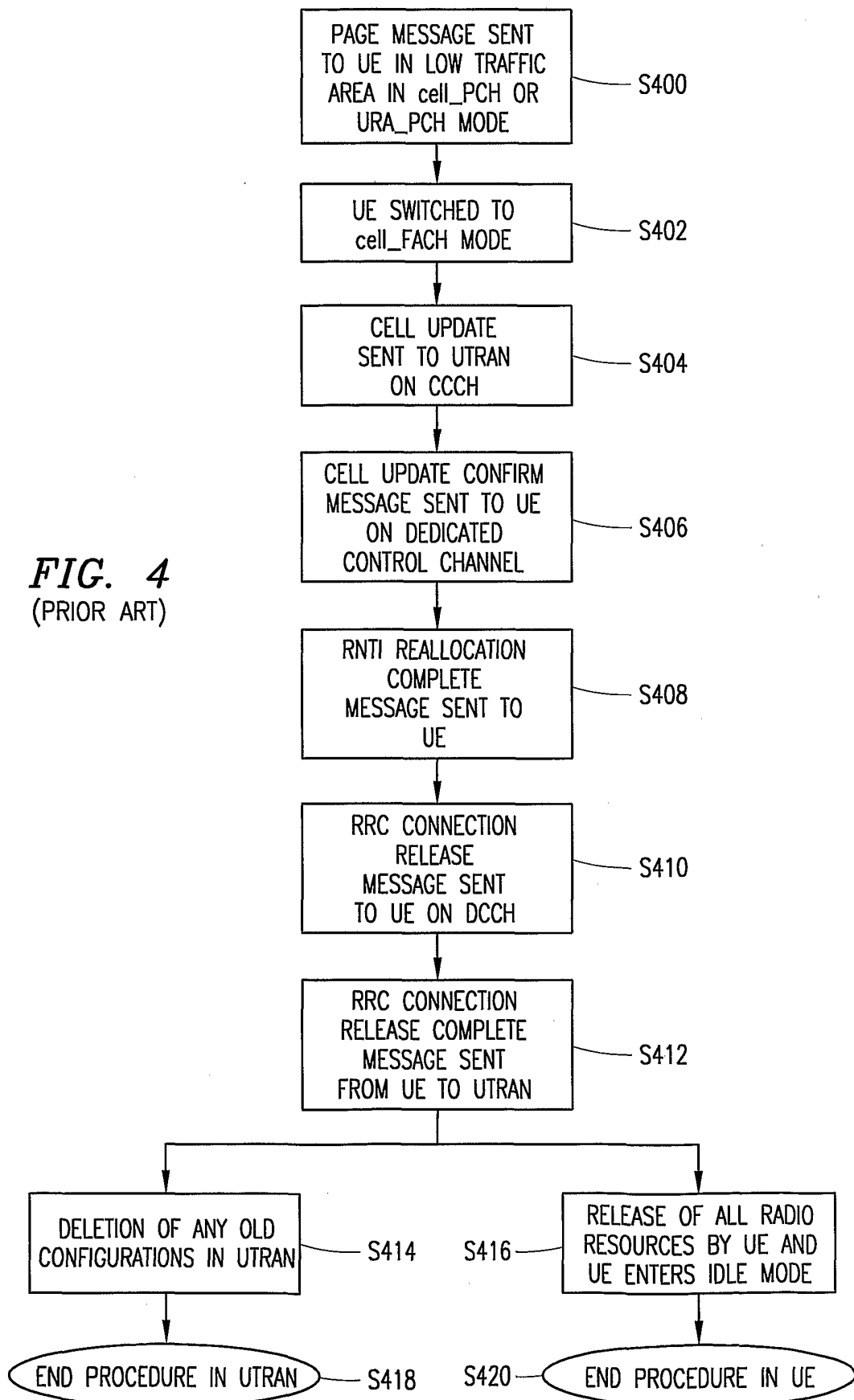
**FIG. 1**

**FIG. 2**

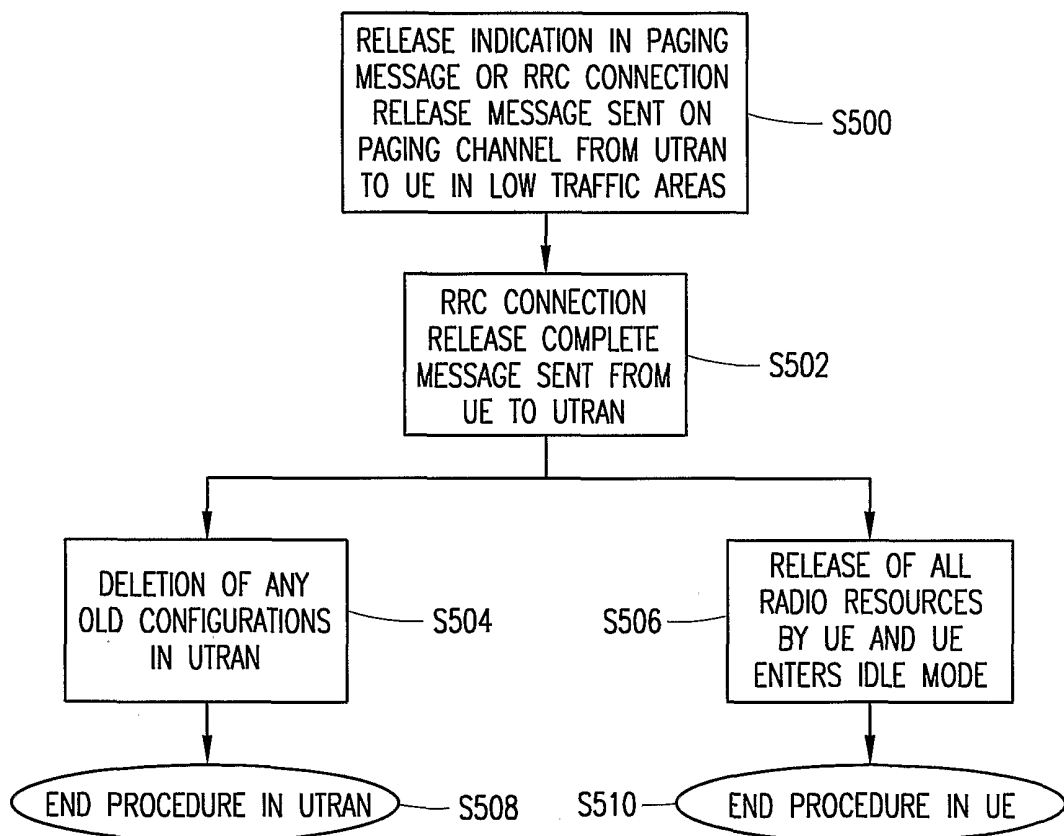
3/8

**FIG. 3**

4/8

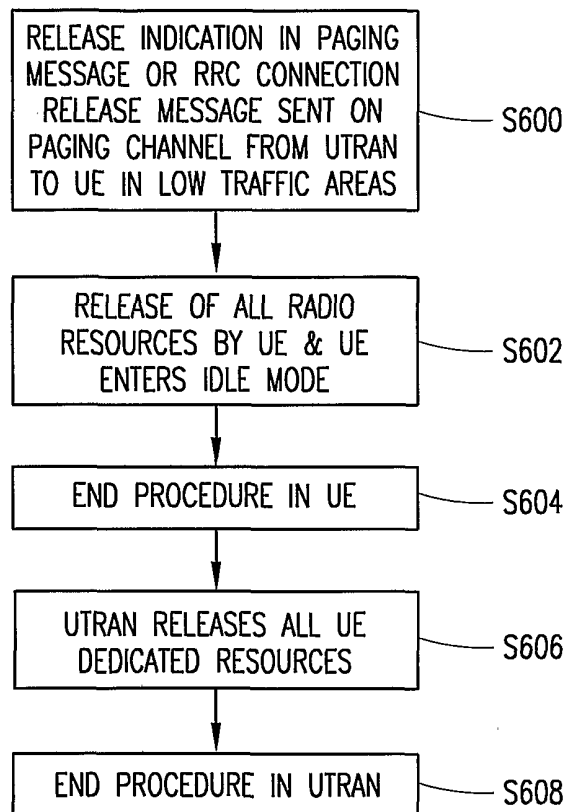


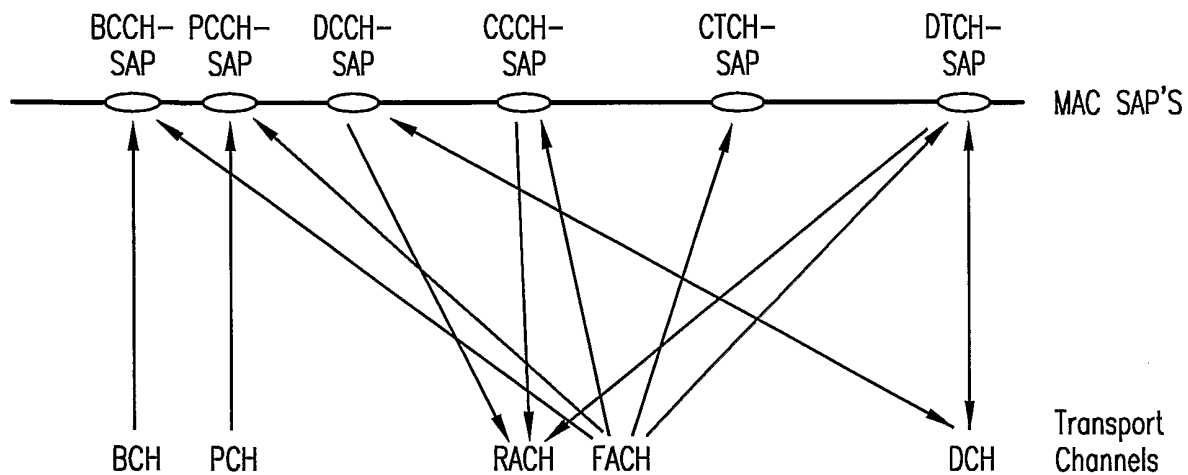
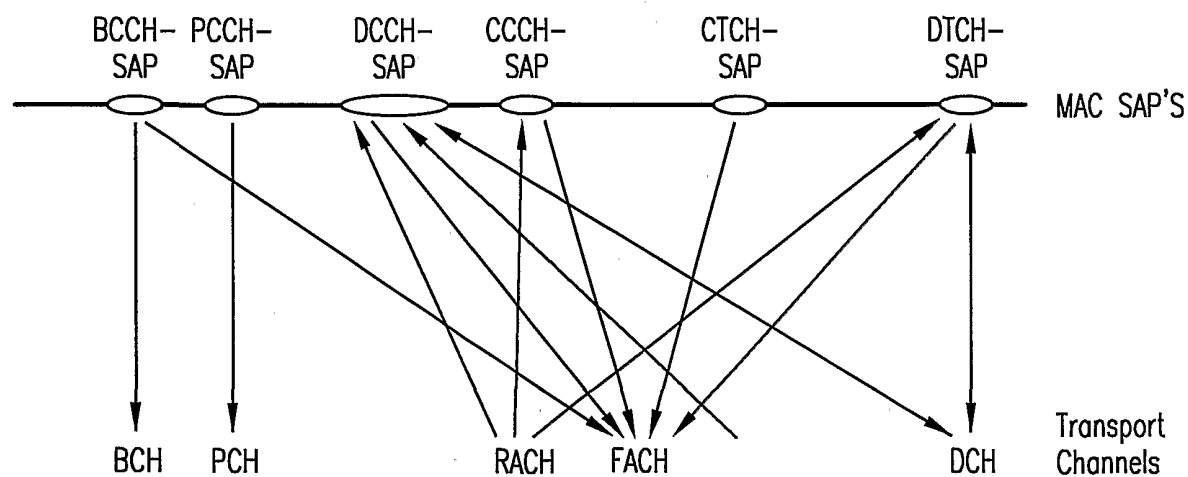
5/8

**FIG. 5**

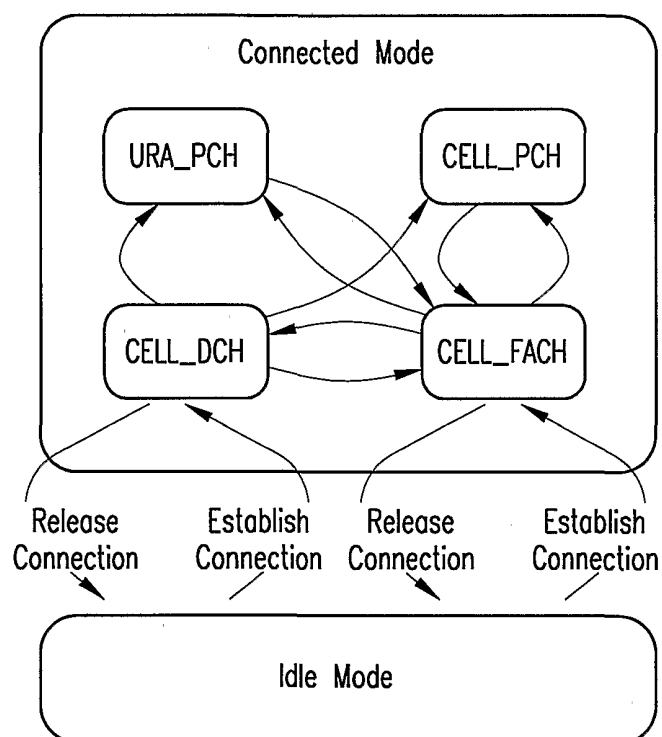


6/8

**FIG. 6**

*FIG. 7A**FIG. 7B*

8/8

**FIG. 8**

## INTERNATIONAL SEARCH REPORT

International Application No  
PCT/SE 01/02445

A. CLASSIFICATION OF SUBJECT MATTER  
IPC 7 H04Q7/38 H04Q7/22

According to International Patent Classification (IPC) or to both national classification and IPC

## B. FIELDS SEARCHED

Minimum documentation searched (classification system followed by classification symbols)

IPC 7 H04Q

Documentation searched other than minimum documentation to the extent that such documents are included in the fields searched

Electronic data base consulted during the international search (name of data base and, where practical, search terms used)

EPO-Internal, WPI Data, INSPEC

## C. DOCUMENTS CONSIDERED TO BE RELEVANT

Category *	Citation of document, with indication, where appropriate, of the relevant passages	Relevant to claim No.
A	"Universal Mobile Telecommunications System (UMTS); RCC Protocol Specification (3G TS 25.331 version 3.1.0 Release 1999)" ETSI, 'Online! January 2000 (2000-01), XP002168727 Retrieved from the Internet: <URL:www.etsi.org> 'retrieved on 2001-06-01! cited in the application page 32 -page 37 page 71 -page 73 page 99 -page 105	1-17
A	WO 99 17579 A (NOKIA TELECOMMUNICATIONS OY ; VAINIKKA JARI (FI); KARI HANNU (FI);) 8 April 1999 (1999-04-08) the whole document ----- -/--	1-17

☒ Further documents are listed in the continuation of box C.

☒ Patent family members are listed in annex.

\* Special categories of cited documents:

\*A\* document defining the general state of the art which is not considered to be of particular relevance

\*E\* earlier document but published on or after the international filing date

\*L\* document which may throw doubts on priority claim(s) or which is cited to establish the publication date of another citation or other special reason (as specified)

\*O\* document referring to an oral disclosure, use, exhibition or other means

\*P\* document published prior to the international filing date but later than the priority date claimed

\*T\* later document published after the international filing date or priority date and not in conflict with the application but cited to understand the principle or theory underlying the invention

\*X\* document of particular relevance; the claimed invention cannot be considered novel or cannot be considered to involve an inventive step when the document is taken alone

\*Y\* document of particular relevance; the claimed invention cannot be considered to involve an inventive step when the document is combined with one or more other such documents, such combination being obvious to a person skilled in the art.

\*Z\* document member of the same patent family

Date of the actual completion of the international search

13 May 2002

Date of mailing of the international search report

17/05/2002

Name and mailing address of the ISA

European Patent Office, P.B. 5818 Patentlaan 2  
NL - 2280 HV Rijswijk  
Tel. (+31-70) 340-2040, Tx. 31 651 epo nl,  
Fax: (+31-70) 340-3016

Authorized officer

Roberti, V

## INTERNATIONAL SEARCH REPORT

International Application No

PCT/SE 01/02445

## C.(Continuation) DOCUMENTS CONSIDERED TO BE RELEVANT

Category *	Citation of document, with indication, where appropriate, of the relevant passages	Relevant to claim No.
A	WO 94 05095 A (NOKIA TELECOMMUNICATIONS OY ;POHJAKALLIO PEKKA (FI)) 3 March 1994 (1994-03-03) claims ----	1-17
A	US 5 745 695 A (GILCHRIST PHILIP ET AL) 28 April 1998 (1998-04-28) the whole document ----	1-17
A	WO 98 48581 A (NOKIA MOBILE PHONES LTD ;LEPPISAARI ARTO (FI); HAEMAELAEINEN JARI) 29 October 1998 (1998-10-29) the whole document ----	1-17
P,A	WO 01 52574 A (QUALCOMM INC) 19 July 2001 (2001-07-19) the whole document -----	1-17

## INTERNATIONAL SEARCH REPORT

Information on patent family members

International Application No

PCT/SE 01/02445

Patent document cited in search report		Publication date	Patent family member(s)	Publication date
WO 9917579	A	08-04-1999	FI 973846 A	31-03-1999
			AU 9352198 A	23-04-1999
			WO 9917579 A2	08-04-1999
WO 9405095	A	03-03-1994	FI 923669 A	15-02-1994
			AT 180124 T	15-05-1999
			AU 665454 B2	04-01-1996
			AU 4711293 A	15-03-1994
			DE 69324900 D1	17-06-1999
			DE 69324900 T2	21-10-1999
			DK 611502 T3	01-11-1999
			EP 0611502 A1	24-08-1994
			ES 2130279 T3	01-07-1999
			WO 9405095 A1	03-03-1994
			JP 3248724 B2	21-01-2002
			JP 7500236 T	05-01-1995
			NO 941330 A	13-06-1994
US 5745695	A	28-04-1998	NONE	
WO 9848581	A	29-10-1998	FI 971697 A	22-10-1998
			AU 730415 B2	08-03-2001
			AU 6401898 A	13-11-1998
			CN 1252919 T	10-05-2000
			EP 0978204 A1	09-02-2000
			WO 9848581 A1	29-10-1998
			JP 2001521698 T	06-11-2001
WO 0152574	A	19-07-2001	AU 2637501 A	24-07-2001
			WO 0152574 A1	19-07-2001