United States Patent [19]

Kuroki

[11] **Patent Number: Des. 286,291**

[45] **Date of Patent: ** Oct. 21, 1986**

[54] **PRINTER**

[75] Inventor: **Nobufusa Kuroki,** Machida, Japan

[73] Assignee: **Janome Sewing Machine Co., Ltd.,** Kyobashi, Japan

[**] Term: **14 Years**

[21] Appl. No.: **571,520**

[22] Filed: **Jan. 17, 1984**

[30] **Foreign Application Priority Data**

Sep. 8, 1983 [JP] Japan 58-38887

[52] **U.S. Cl.** **D14/111**

[58] **Field of Search** D14/100, 107, 111; D18/13, 22; 400/693

[56] **References Cited**

U.S. PATENT DOCUMENTS

D. 264,083	4/1982	Grae	D14/111
D. 276,525	11/1984	Hashimoto	D14/111
D. 278,241	4/1985	Enomoto	D14/111

OTHER PUBLICATIONS

Computer Design, 10-1979, p. 11, Centronics ® Printer.

Computer Design, Nov. 1980, p. 342, Data Royal Incorp. Printer.

Primary Examiner—Susan J. Lucas

Attorney, Agent, or Firm—Michael J. Striker

[57] **CLAIM**

The ornamental design for a printer, substantially as shown and described.

DESCRIPTION

FIG. **1** is a front elevational view of a printer showing my new design;

FIG. **2** is a rear elevational view thereof;

FIG. **3** is a left side elevational view thereof;

FIG. **4** is a right side elevational view thereof;

FIG. **5** is a cross-sectional view taken along line **5—5** of FIG. **1,** internal structure being omitted;

FIG. **6** is a top plan view thereof;

FIG. **7** is a bottom plan view thereof; and

FIG. **8** is a front perspective view thereof on a reduced scale.

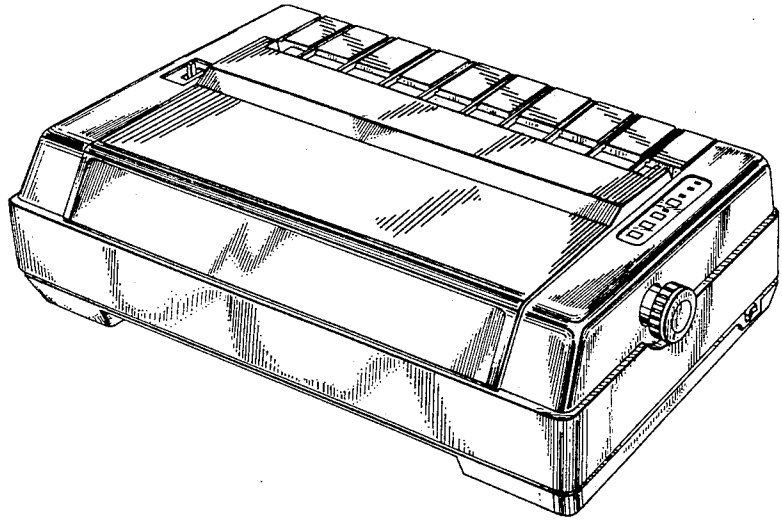

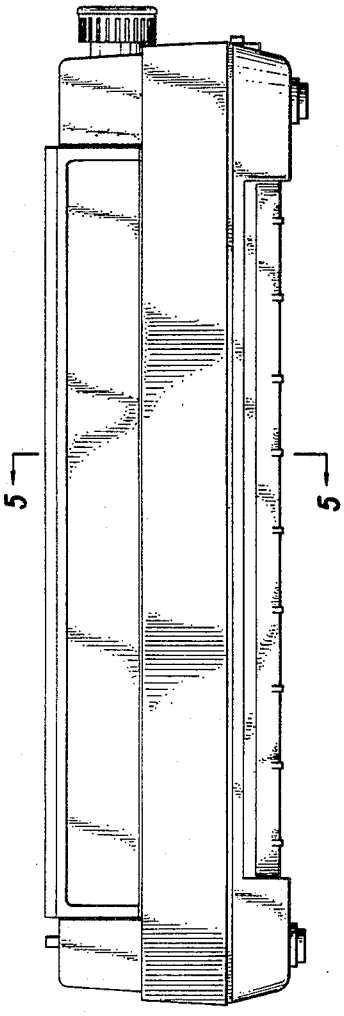

FIG_1

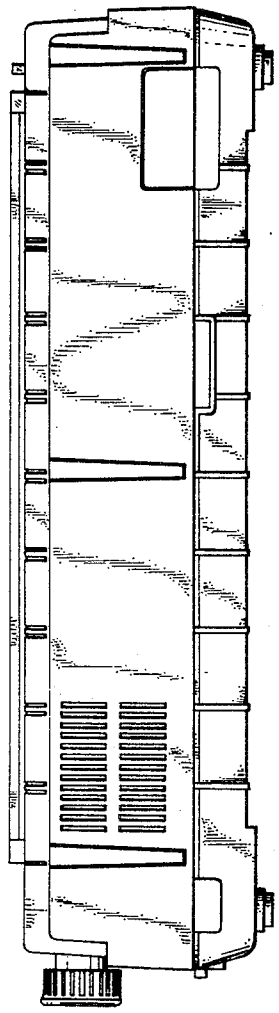

FIG_2

FIG_3

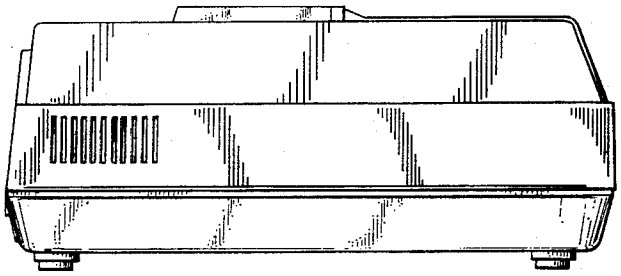

FIG_4

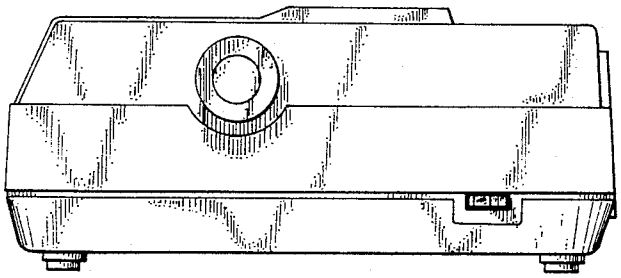

FIG_5

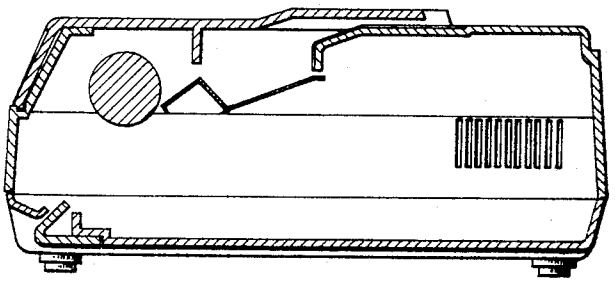

FIG_6

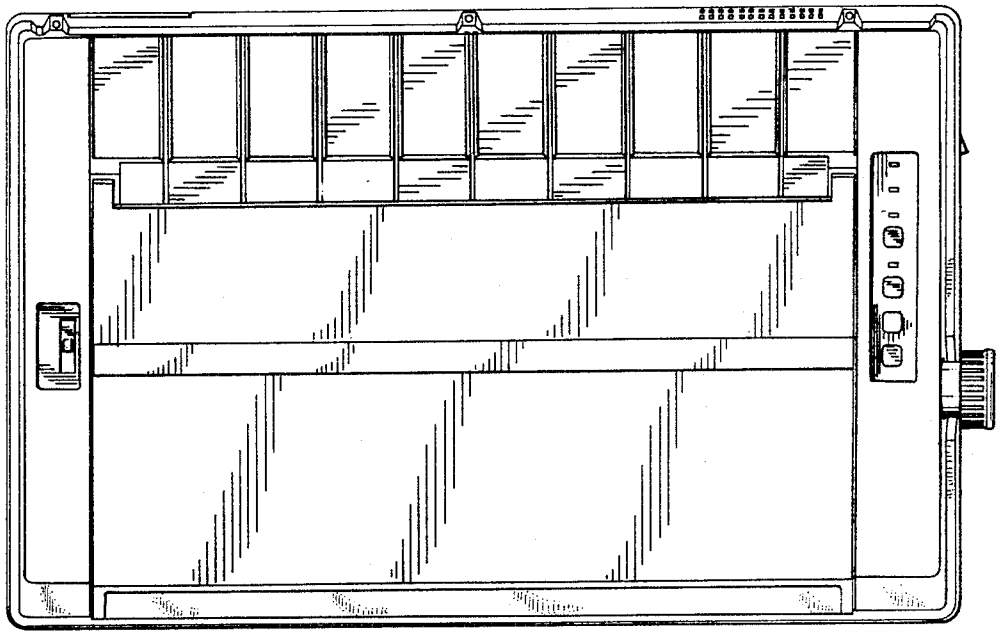

FIG_7

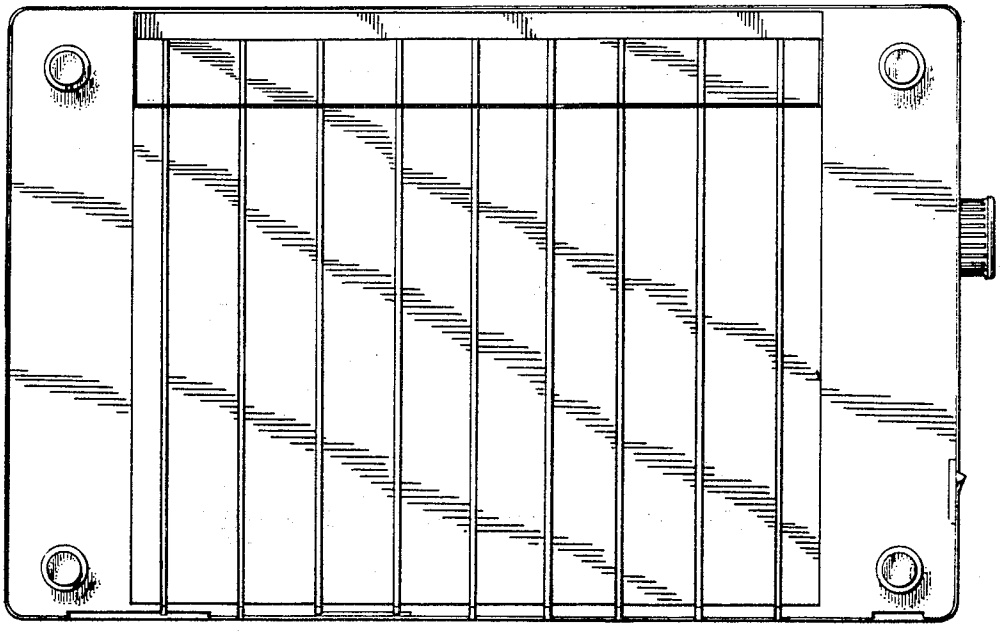

FIG_8

