

(19) World Intellectual Property Organization  
International Bureau



(43) International Publication Date  
19 April 2001 (19.04.2001)

PCT

(10) International Publication Number  
WO 01/27131 A1

- (51) International Patent Classification<sup>7</sup>: C07H 19/167, A61K 31/70, A61P 11/00, 9/00 (74) Agents: WOOD, David, J. et al.; Pfizer Limited, Ramsgate Road, Sandwich, Kent CT13 9NJ (GB).
- (21) International Application Number: PCT/IB00/01446 (81) Designated States (national): AE, AG, AL, AM, AT, AU, AZ, BA, BB, BG, BR, BY, BZ, CA, CH, CN, CR, CU, CZ, DE, DK, DM, DZ, EE, ES, FI, GB, GD, GE, GH, GM, HR, HU, ID, IL, IN, IS, JP, KE, KG, KP, KR, KZ, LC, LK, LR, LS, LT, LU, LV, MA, MD, MG, MK, MN, MW, MX, MZ, NO, NZ, PL, PT, RO, RU, SD, SE, SG, SI, SK, SL, TJ, TM, TR, TT, TZ, UA, UG, US, UZ, VN, YU, ZA, ZW.
- (22) International Filing Date: 6 October 2000 (06.10.2000)
- (25) Filing Language: English
- (26) Publication Language: English
- (30) Priority Data: 9924361.0 14 October 1999 (14.10.1999) GB (84) Designated States (regional): ARIPO patent (GH, GM, KE, LS, MW, MZ, SD, SL, SZ, TZ, UG, ZW), Eurasian patent (AM, AZ, BY, KG, KZ, MD, RU, TJ, TM), European patent (AT, BE, CH, CY, DE, DK, ES, FI, FR, GB, GR, IE, IT, LU, MC, NL, PT, SE), OAPI patent (BF, BJ, CF, CG, CI, CM, GA, GN, GW, ML, MR, NE, SN, TD, TG).
- (71) Applicant (for GB only): PFIZER LIMITED [GB/GB]; Ramsgate Road, Sandwich, Kent CT13 9NJ (GB).

(71) Applicant (for all designated States except GB, US): PFIZER INC. [US/US]; 235 East 42nd Street, New York, NY 10017 (US).

(72) Inventor; and

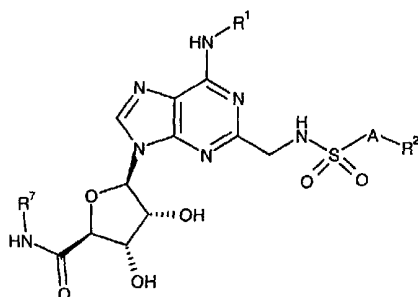
(75) Inventor/Applicant (for US only): MONAGHAN, Sandra, Marina [GB/GB]; Pfizer Global Research and Development, Ramsgate Road, Sandwich, Kent CT13 9NJ (GB).

**Published:**

- With international search report.
- Before the expiration of the time limit for amending the claims and to be republished in the event of receipt of amendments.

For two-letter codes and other abbreviations, refer to the "Guidance Notes on Codes and Abbreviations" appearing at the beginning of each regular issue of the PCT Gazette.

(54) Title: PURINE DERIVATIVES



(I)

WO 01/27131 A1

(57) Abstract: The present invention relates to compounds of formula (I) and pharmaceutically acceptable salts and solvates thereof, to processes for the preparation of, intermediates used in the preparation of, and compositions containing such compounds and the uses of such compounds as adenosine A2a receptor agonists.

## PURINE DERIVATIVES

This invention relates to purine derivatives. More particularly, this invention relates to N-[(purin-2-yl)methyl]sulphonamide derivatives and to processes for the preparation of, intermediates used in the preparation of, compositions  
5 containing and the uses of, such derivatives.

These derivatives are selective, functional agonists of the human adenosine A2a receptor and may be used as anti-inflammatory agents in the treatment of,  
10 *inter alia*, diseases of the respiratory tract.

Adenosine is a ubiquitous molecule having a central role in mammalian intermediary metabolism. Independently, adenosine acts on multiple surface receptors to produce a variety of responses. Adenosine receptor classification  
15 has revealed the presence of at least four subtypes: A1, A2a, A2b and A3. Stimulation of adenosine A2 receptors on the surface of human neutrophils has been reported to potently inhibit a range of neutrophil functions. Activated neutrophils can damage lung tissue by release of reactive oxygen species, for example, superoxide anion radicals ( $O_2^{\cdot-}$ ), and granule products, for example,  
20 human neutrophil elastase (HNE), amongst other inflammatory mediators. In addition, activated neutrophils perform both *de novo* synthesis and release of arachidonate products such as leukotriene B<sub>4</sub> (LTB<sub>4</sub>). LTB<sub>4</sub> is a potent chemo-attractant that recruits additional neutrophils to the inflammatory focus, whereas released  $O_2^{\cdot-}$  and HNE adversely affect the pulmonary extracellular matrix. The  
25 A2 receptor subtype mediating many of these responses ( $O_2^{\cdot-}$  and LTB<sub>4</sub>/HNE release and cell adhesion) is established as A2a. The A2 subtype (A2a or A2b) mediating the other effects remains to be established.

Selective agonist activity at the A2a receptor is considered to offer greater  
30 therapeutic benefit than the use of non-selective adenosine receptor agonists because interaction with other subtypes is associated with detrimental effects in the lung in animal models and human tissue studies. For example, asthmatics,

but not non-asthmatics, bronchoconstrict when challenged with inhaled adenosine. This response is at least in part due to the activation of the A1 receptor subtype. Activation of A1 receptors also promotes neutrophil chemotaxis and adherence to endothelial cells, thus promoting lung injury.

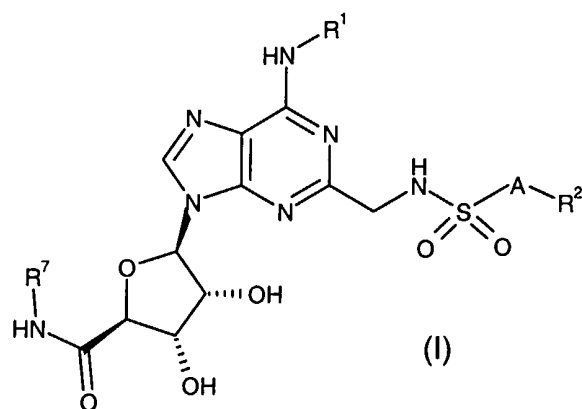
5 Furthermore, many patients with respiratory disease will be co-prescribed  $\beta_2$ -agonists, and negative interaction has been shown in animal studies between isoprenaline and adenosine receptors negatively coupled to adenylate cyclase. Degranulation of human mast cells is promoted by activation of adenosine A2b receptors, thus selectivity over the A2b receptor is also advantageous.

10

We have now surprisingly found the present purine derivatives inhibit neutrophil function and are selective agonists of the adenosine A2a receptor. They may also have antagonist activity at the adenosine A3 receptor. The present compounds may be used to treat any disease for which an adenosine A2a  
15 receptor agonist is indicated. They can be used to treat a disease where leukocyte (e.g. neutrophil, eosinophil, basophil, lymphocyte, macrophage) - induced tissue damage is implicated. They are useful as anti-inflammatory agents in the treatment of diseases of the respiratory tract such as adult respiratory distress syndrome (ARDS), bronchitis, chronic bronchitis, chronic  
20 obstructive pulmonary disease, cystic fibrosis, asthma, emphysema, bronchiectasis, chronic sinusitis and rhinitis. The present compounds may also be used in the treatment of septic shock, male erectile dysfunction, hypertension, stroke, epilepsy, cerebral ischaemia, peripheral vascular disease, post-ischaemic reperfusion injury, diabetes, rheumatoid arthritis, multiple  
25 sclerosis, psoriasis, dermatitis, allergic dermatitis, eczema, ulcerative colitis, Crohns disease, inflammatory bowel disease, *Helicobacter pylori* gastritis, non-*Helicobacter pylori* gastritis, non-steroidal anti-inflammatory drug-induced damage to the gastro-intestinal tract or a psychotic disorder, or for wound healing.

30

Accordingly, the present invention provides a compound of the formula:



5 or a pharmaceutically acceptable salt or solvate thereof,  
 wherein  $R^1$  is hydrogen or  $C_1$ - $C_6$  alkyl optionally substituted by 1 or 2  
 substituents each independently selected from phenyl and naphthyl, said  
 phenyl and naphthyl being optionally substituted by  $C_1$ - $C_6$  alkyl,  $C_1$ - $C_6$  alkoxy,  
 halo or cyano;

10

A is a bond or  $C_1$ - $C_3$  alkylene;

$R^2$  is (i) hydrogen,  $C_1$ - $C_6$  alkyl,  $C_3$ - $C_7$  cycloalkyl, phenyl or naphthyl, said  $C_3$ - $C_7$   
 cycloalkyl, phenyl or naphthyl being optionally substituted by  $C_1$ - $C_6$  alkyl,  
 15 phenyl,  $C_1$ - $C_6$  alkoxy- $(C_1-C_6)$ -alkyl,  $R^3R^3N-(C_1-C_6)$ -alkyl, fluoro- $(C_1-C_6)$ -alkyl,  
 fluoro- $(C_1-C_6)$ -alkoxy,  $C_2$ - $C_5$  alkanoyl, halo,  $-OR^3$ , cyano,  $-COOR^3$ ,  $C_3$ - $C_7$   
 cycloalkyl,  $-S(O)_mR^4$ ,  $-NR^3R^3$ ,  $-SO_2NR^3R^3$ ,  $-CONR^3R^3$ ,  $-NR^3COR^4$  or  
 $-NR^3SO_2R^4$ , with the proviso that  $R^2$  is not hydrogen when A is a bond,  
 or (ii) when A is  $C_2$ - $C_3$  alkylene,  $-NR^8R^9$ ,  $-OR^3$ ,  $-COOR^3$ ,  $-OCOR^4$ ,  $-SO_2R^4$ ,  
 20  $-CN$ ,  $-SO_2NR^3R^3$ ,  $-NR^3COR^4$  or  $-CONR^3R^3$ ,  
 or (iii) a C-linked, 4 to 11 membered, mono or bicyclic heterocycle having  
 either from 1 to 4 ring nitrogen atom(s) or 1 or 2 nitrogen and 1 oxygen or 1  
 sulphur ring atoms, optionally C-substituted by oxo,  $C_1$ - $C_6$  alkoxy- $(C_1-C_6)$ -alkyl,  
 $R^3R^3N-(C_1-C_6)$ -alkyl, fluoro- $(C_1-C_6)$ -alkyl, fluoro- $(C_1-C_6)$ -alkoxy, fluoro- $(C_2-C_5)$ -  
 25 alkanoyl, halo, cyano,  $-OR^5$ ,  $R^6$ ,  $-COR^5$ ,  $-NR^5R^5$ ,  $-COOR^5$ ,  $-S(O)_mR^6$ ,

$-\text{SO}_2\text{NR}^5\text{R}^5$ ,  $-\text{CONR}^5\text{R}^5$ ,  $-\text{NR}^5\text{SO}_2\text{R}^6$  or  $-\text{NR}^5\text{COR}^6$  and optionally N-substituted by C<sub>1</sub>-C<sub>6</sub> alkoxy-(C<sub>1</sub>-C<sub>6</sub>)-alkyl, R<sup>3</sup>R<sup>3</sup>N-(C<sub>2</sub>-C<sub>6</sub>)-alkyl, fluoro-(C<sub>1</sub>-C<sub>6</sub>)-alkyl, fluoro-(C<sub>2</sub>-C<sub>5</sub>)-alkanoyl, R<sup>6</sup>,  $-\text{COR}^5$ ,  $-\text{COOR}^5$ ,  $-\text{S}(\text{O})_m\text{R}^6$ ,  $-\text{SO}_2\text{NR}^5\text{R}^5$  or  $-\text{CONR}^5\text{R}^5$ ;

5

R<sup>3</sup> is H, C<sub>1</sub>-C<sub>6</sub> alkyl, C<sub>3</sub>-C<sub>7</sub> cycloalkyl or phenyl;

R<sup>4</sup> is C<sub>1</sub>-C<sub>6</sub> alkyl, C<sub>3</sub>-C<sub>7</sub> cycloalkyl or phenyl;

10

R<sup>5</sup> is H, C<sub>1</sub>-C<sub>6</sub> alkyl, C<sub>3</sub>-C<sub>7</sub> cycloalkyl, phenyl, naphthyl or het;

15 R<sup>6</sup> is C<sub>1</sub>-C<sub>6</sub> alkyl, C<sub>3</sub>-C<sub>7</sub> cycloalkyl, phenyl, naphthyl or het;

m is 0, 1 or 2;

20

“het”, used in the definitions of R<sup>5</sup> and R<sup>6</sup>, means C-linked pyrrolyl, imidazolyl, triazolyl, thienyl, furyl, thiazolyl, oxazolyl, thiadiazolyl, oxadiazolyl, pyridinyl, pyrimidinyl, pyridazinyl, pyrazinyl, quinolinyl, isoquinolinyl, benzimidazolyl, quinazolinyl, phthalazinyl, benzoxazolyl or quinoxalinyl, each optionally  
25 substituted by C<sub>1</sub>-C<sub>6</sub> alkyl, C<sub>1</sub>-C<sub>6</sub> alkoxy, cyano or halo;

R<sup>7</sup> is methyl, ethyl or cyclopropylmethyl; and

30

either, R<sup>8</sup> and R<sup>9</sup>, taken together with the nitrogen atom to which they are attached represent azetidiny, pyrrolidinyl, piperidinyl, morpholinyl, piperazinyl,

homopiperidinyl, homopiperazinyl or tetrahydroisoquinolinyl, each being optionally substituted on a ring carbon atom by C<sub>1</sub>-C<sub>6</sub> alkyl, C<sub>3</sub>-C<sub>8</sub> cycloalkyl, phenyl, C<sub>1</sub>-C<sub>6</sub> alkoxy-(C<sub>1</sub>-C<sub>6</sub>)-alkyl, R<sup>3</sup>R<sup>3</sup>N-(C<sub>1</sub>-C<sub>6</sub>)-alkyl, fluoro-(C<sub>1</sub>-C<sub>6</sub>)-alkyl, -CONR<sup>3</sup>R<sup>3</sup>, -COOR<sup>3</sup> or C<sub>2</sub>-C<sub>5</sub> alkanoyl, and optionally substituted on a ring  
5 carbon atom not adjacent to a ring nitrogen atom by fluoro-(C<sub>1</sub>-C<sub>6</sub>)-alkoxy, halo, -OR<sup>3</sup>, cyano, -S(O)<sub>m</sub>R<sup>4</sup>, -NR<sup>3</sup>R<sup>3</sup>, -SO<sub>2</sub>NR<sup>3</sup>R<sup>3</sup>, -NR<sup>3</sup>COR<sup>4</sup> or -NR<sup>3</sup>SO<sub>2</sub>R<sup>4</sup>, and said piperazin-1-yl and homopiperazin-1-yl being optionally substituted on the ring nitrogen atom not attached to A by C<sub>1</sub>-C<sub>6</sub> alkyl, phenyl, C<sub>1</sub>-C<sub>6</sub> alkoxy-(C<sub>2</sub>-C<sub>6</sub>)-alkyl, R<sup>3</sup>R<sup>3</sup>N-(C<sub>2</sub>-C<sub>6</sub>)-alkyl, fluoro-(C<sub>1</sub>-C<sub>6</sub>)-alkyl, C<sub>2</sub>-C<sub>5</sub> alkanoyl, -COOR<sup>4</sup>, C<sub>3</sub>-  
10 C<sub>8</sub> cycloalkyl, -SO<sub>2</sub>R<sup>4</sup>, -SO<sub>2</sub>NR<sup>3</sup>R<sup>3</sup> or -CONR<sup>3</sup>R<sup>3</sup>,

or, R<sup>8</sup> is H, C<sub>1</sub>-C<sub>6</sub> alkyl, C<sub>3</sub>-C<sub>8</sub> cycloalkyl, phenyl or benzyl and R<sup>9</sup> is H, C<sub>1</sub>-C<sub>6</sub> alkyl, C<sub>3</sub>-C<sub>8</sub> cycloalkyl, phenyl, benzyl, fluoro-(C<sub>1</sub>-C<sub>6</sub>)-alkyl, -CONR<sup>3</sup>R<sup>3</sup>, -COOR<sup>4</sup>, C<sub>2</sub>-C<sub>5</sub> alkanoyl or -SO<sub>2</sub>NR<sup>3</sup>R<sup>3</sup>.

15

In the above definitions, halo means fluoro, chloro, bromo or iodo and alkyl, alkylene, alkanoyl and alkoxy groups containing the requisite number of carbon atoms can be unbranched or branched chain. The heterocycle as defined in R<sup>2</sup>, part (iii), above may be aromatic or fully or partially saturated. The expression  
20 'C-linked' used in the definition of R<sup>2</sup> and "het" means that the group is linked to the adjacent atom by a ring carbon atom. Examples of alkyl include methyl, ethyl, n-propyl, i-propyl, n-butyl, i-butyl, sec-butyl and t-butyl. Examples of alkoxy include methoxy, ethoxy, n-propoxy, i-propoxy, n-butoxy, i-butoxy, sec-butoxy and t-butoxy. Examples of alkylene include methylene, 1,1-ethylene,  
25 1,2-ethylene, 1,3-propylene and 1,2-propylene. Examples of cycloalkyl include cyclopropyl, cyclobutyl, cyclopentyl, cyclohexyl and cycloheptyl.

The pharmaceutically acceptable salts of the compounds of the formula (I) include the acid addition and the base salts thereof.

30

Suitable acid addition salts are formed from acids which form non-toxic salts and examples are the hydrochloride, hydrobromide, hydroiodide, sulphate, bisulphate, nitrate, phosphate, hydrogen phosphate, acetate, maleate, fumarate, lactate, tartrate, citrate, gluconate, succinate, saccharate, benzoate,  
5 methanesulphonate, ethanesulphonate, benzenesulphonate,  
p-toluenesulphonate and pamoate salts.

Suitable base salts are formed from bases which form non-toxic salts and examples are the sodium, potassium, aluminium, calcium, magnesium, zinc  
10 and diethanolamine salts.

For a review on suitable salts see Berge *et al*, *J. Pharm. Sci.*, 1977, **66**, 1-19.

The pharmaceutically acceptable solvates of the compounds of the formula (I)  
15 include the hydrates thereof.

Also included within the present scope of the compounds of the formula (I) are polymorphs thereof.

20 A compound of the formula (I) may contain one or more additional asymmetric carbon atoms and therefore exist in two or more stereoisomeric forms. The present invention includes the individual stereoisomers of the compounds of the formula (I) together with mixtures thereof.

25 Separation of diastereoisomers may be achieved by conventional techniques, e.g. by fractional crystallisation, chromatography or H.P.L.C. of a stereoisomeric mixture of a compound of the formula (I) or a suitable salt or derivative thereof. An individual enantiomer of a compound of the formula (I) may also be prepared from a corresponding optically pure intermediate or by  
30 resolution, such as by H.P.L.C. of the corresponding racemate using a suitable chiral support or by fractional crystallisation of the diastereoisomeric salts

formed by reaction of the corresponding racemate with a suitable optically active acid or base, as appropriate.

Preferably, R<sup>1</sup> is C<sub>1</sub>-C<sub>6</sub> alkyl optionally substituted by 1 or 2 phenyl group(s),  
5 said phenyl group(s) being optionally substituted by C<sub>1</sub>-C<sub>6</sub> alkoxy.

Preferably, R<sup>1</sup> is C<sub>1</sub>-C<sub>6</sub> alkyl substituted by 1 or 2 phenyl group(s), said phenyl group(s) being optionally substituted by C<sub>1</sub>-C<sub>6</sub> alkoxy.

Preferably, R<sup>1</sup> is C<sub>1</sub>-C<sub>4</sub> alkyl substituted by 1 or 2 phenyl group(s), said phenyl group(s) being optionally substituted by C<sub>1</sub>-C<sub>4</sub> alkoxy.

10 Preferably, R<sup>1</sup> is C<sub>1</sub>-C<sub>2</sub> alkyl substituted by 1 or 2 phenyl group(s), said phenyl group(s) being optionally substituted by C<sub>1</sub>-C<sub>4</sub> alkoxy.

Preferably, R<sup>1</sup> is diphenylethyl or (methoxyphenyl)methyl.

Preferably, R<sup>1</sup> is 2,2-diphenylethyl or (4-methoxyphenyl)methyl.

Preferably, R<sup>1</sup> is 2,2-diphenylethyl.

15 Preferably, A is a bond.

Preferably, A is C<sub>1</sub>-C<sub>3</sub> alkylene.

Preferably, A is C<sub>2</sub>-C<sub>3</sub> alkylene.

Preferably, A is C<sub>2</sub> alkylene.

Preferably, A is -CH<sub>2</sub>CH<sub>2</sub>-.

20 Preferably, R<sup>2</sup> is C<sub>1</sub>-C<sub>6</sub> alkyl, phenyl, naphthyl or -NR<sup>8</sup>R<sup>9</sup>, said -NR<sup>8</sup>R<sup>9</sup> preferably being piperidin-1-yl and said phenyl being optionally substituted by phenyl.

Preferably, R<sup>2</sup> is C<sub>1</sub>-C<sub>4</sub> alkyl, phenyl, naphthyl or piperidin-1-yl, said phenyl being optionally substituted by phenyl.

Preferably, R<sup>2</sup> is methyl, n-propyl, isopropyl, 2-methylprop-1-yl, phenyl, naphthyl  
25 or piperidin-1-yl, said phenyl being optionally substituted by phenyl.

Preferably, R<sup>2</sup> is methyl, n-propyl, isopropyl, 2-methylprop-1-yl, phenyl, 4-phenylphenyl, 1-naphthyl, 2-naphthyl or piperidin-1-yl.



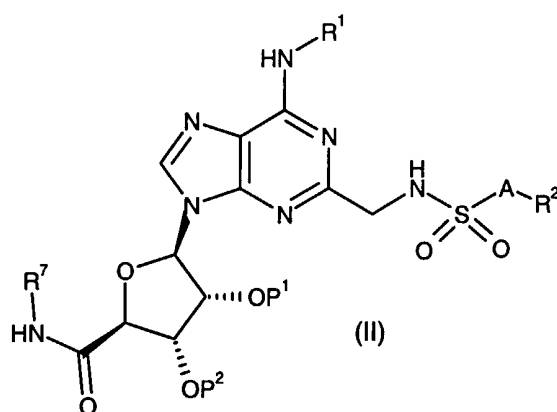
Preferably,  $-A-R^2$  is methyl, n-propyl, isopropyl, 2-methylprop-1-yl, phenyl, 4-phenylphenyl, phenylmethyl, 1-naphthyl, 2-naphthyl or 2-(piperidin-1-yl)ethyl.

Preferably,  $R^7$  is ethyl.

- 5 Preferred examples of compounds of the formula (I) include those of the Examples section hereafter, including any pharmaceutically acceptable salts thereof.

All the compounds of the formula (I) can be prepared by conventional routes  
 10 such as by the procedures described in the general methods presented below or by the specific methods described in the Examples section, or by similar methods thereto. The present invention also encompasses any one or more of these processes for preparing the compounds of formula (I), in addition to any novel intermediates used therein. In the general methods described,  $R^1$ ,  $R^2$ ,  $R^7$   
 15 and A are as previously defined unless otherwise stated.

All the compounds of the formula (I) can be prepared by deprotection of a compound of the formula



20

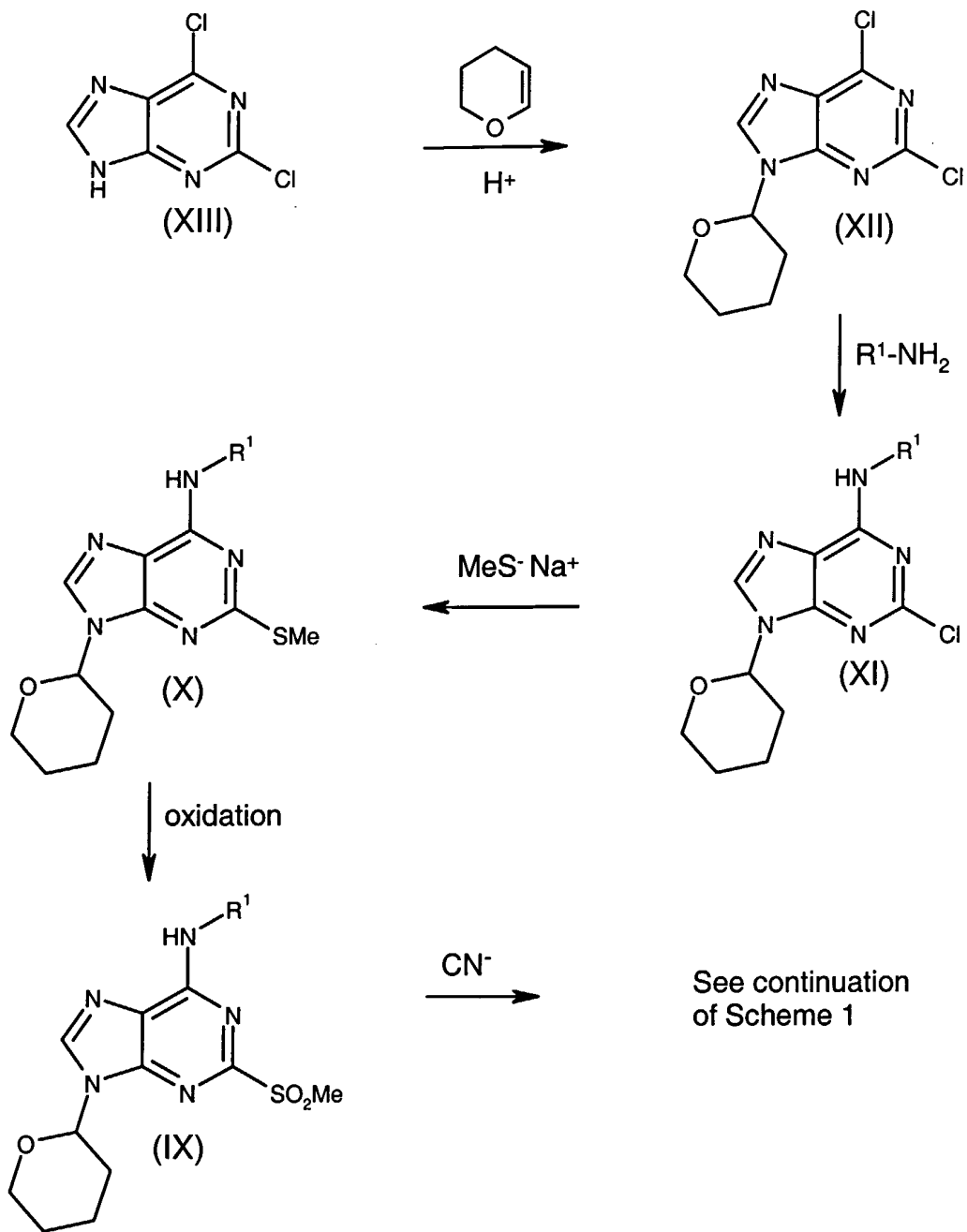
wherein  $P^1$  and  $P^2$  represent suitable protecting groups which may be the same or different, or  $P^1$  and  $P^2$  may optionally form part of the same protecting group. Examples of suitable protecting groups will be apparent to the skilled man [see

for instance 'Protecting Groups in Organic Synthesis (Second Edition)',  
Theodora W. Green and Peter G. M. Wuts, John Wiley and Sons, 1991].  
Preferred individual protecting groups are silyl (substituted with three groups  
selected independently from aryl and alkyl), alkanoyl and aroyl. A preferred  
5 protecting group where P<sup>1</sup> and P<sup>2</sup> form part of the same protecting group is  
where P<sup>1</sup> and P<sup>2</sup> taken together are C<sub>1</sub>-C<sub>6</sub> alkylene. Particularly preferred  
individual protecting groups are benzoyl and acetyl. Particularly preferred  
protecting groups where P<sup>1</sup> and P<sup>2</sup> form part of the same protecting group are  
where P<sup>1</sup> and P<sup>2</sup> taken together are dimethylmethylene. Examples of the  
10 conditions used to achieve the deprotection are well known in the art [see for  
instance 'Protecting Groups in Organic Synthesis (Second Edition)', Theodora  
W. Green and Peter G. M. Wuts, John Wiley and Sons, 1991]. In a typical  
procedure, where P<sup>1</sup> and P<sup>2</sup> are both benzoyl, the protecting groups may be  
removed by treating a solution of the compound of the formula (II) in a suitable  
15 solvent, such methanol, with a base such as potassium carbonate, typically at  
room temperature. In a typical procedure where P<sup>1</sup> and P<sup>2</sup> taken together are  
dimethylmethylene, the deprotection may be carried out in the presence of a  
suitable acid, e.g. an aqueous mineral acid such as hydrochloric acid. In some  
cases, depending on the nature of the protecting groups P<sup>1</sup> and P<sup>2</sup> and the  
20 available methods for their removal, it may be expedient not to isolate  
compounds of the formula (II) following a prior reaction step but to deprotect  
them *in situ*. In a typical case, where P<sup>1</sup> and P<sup>2</sup> taken together are  
dimethylmethylene, the compound of the formula (II) is deprotected in situ in a  
suitable solvent such as ethanol using hydrochloric acid at a temperature of  
25 from 20 to 100 °C.

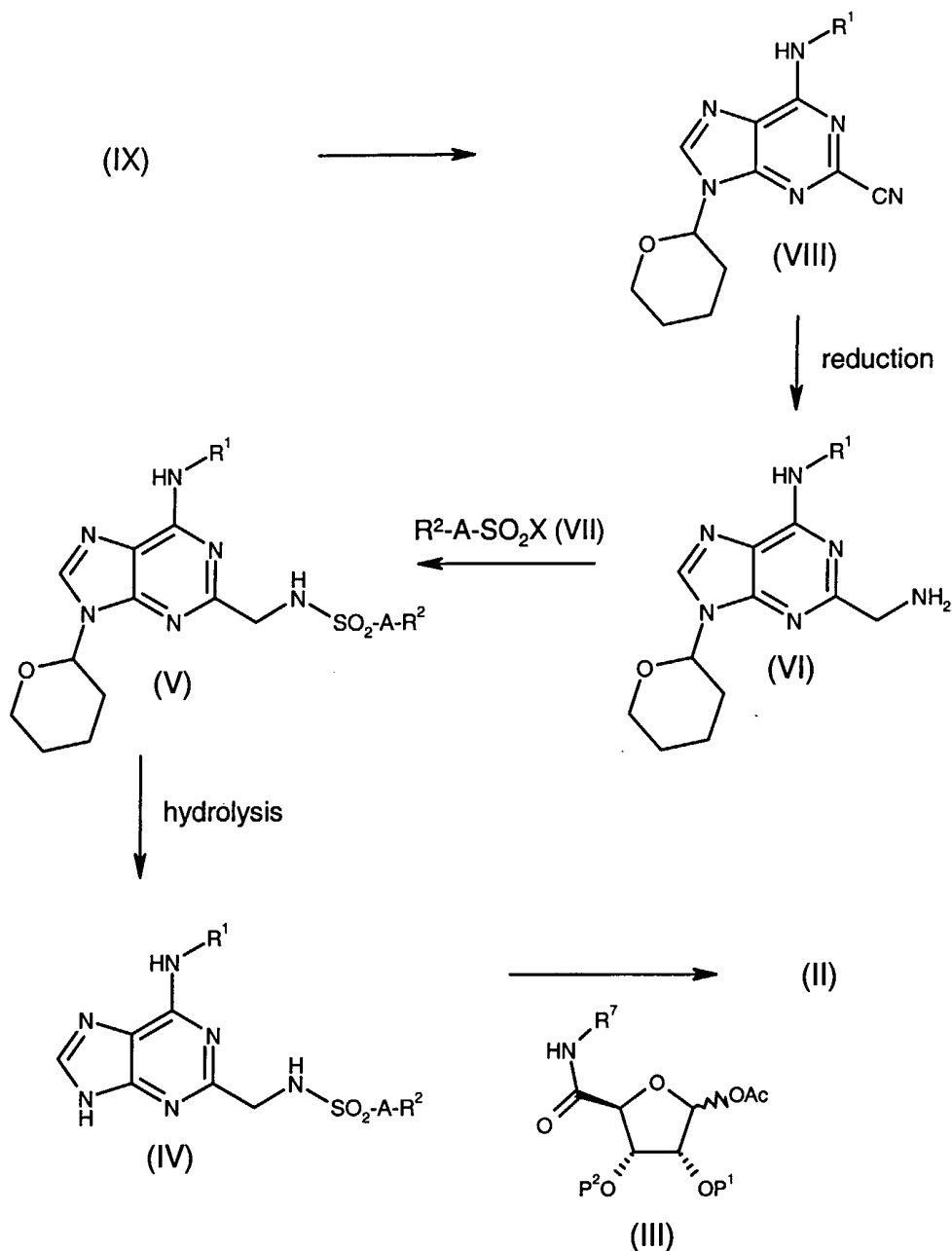
The protecting groups P<sup>1</sup> and P<sup>2</sup> may be removed together in a single step or  
sequentially, in either order.

30 Compounds of the formula (II) may be prepared according to the route shown  
in Scheme I, wherein X is a leaving group, preferably chloro, and Ac is acetyl.

Scheme I



## Scheme 1 (continued)



- 5 Compounds of the formula (II) may be prepared by the reaction of a compound of the formula (III) with a silyl derivative of a compound of formula (IV) according to known methods. In a typical procedure, the compound of the formula (IV) is heated as a suspension in 1,1,1,3,3,3-hexamethylsilazane under a nitrogen atmosphere until a solution has been formed. The mixture is

concentrated to dryness and a solution of the residue in a suitable solvent (e.g. acetonitrile) is treated with the compound of the formula (III) and trimethylsilyl trifluoromethanesulphonate to provide a compound of the formula (II). Compounds of the formula (IV) may be prepared by the hydrolysis of a  
5 compound of the formula (V). Typically, the compound of the formula (V) is dissolved in a suitable solvent such as ethanol and treated with an acid such as hydrochloric acid. The reaction may be performed at from 0 to 100 °C, preferably at from 20 to 50 °C. Compounds of the formula (V) may be prepared by the sulphonylation of a compound of the formula (VI) with a compound of the  
10 formula (VII). In a typical procedure, a solution of the compound of the formula (VI) in a suitable inert solvent such as dichloromethane is treated with the sulphonylating agent. An acid acceptor such as triethylamine may be optionally added. Compounds of the formula (VI) may be prepared by the reduction of a compound of formula (VIII). The reduction may be carried out with any suitable  
15 hydride reducing agent or by hydrogenation. In a typical procedure, a solution of the compound of the formula (VIII) in a suitable solvent such as ethanol is saturated with ammonia gas, treated with an appropriate hydrogenation catalyst such as Pearlmann's catalyst and pressurised with hydrogen, preferably to 414 kPa (60 psi). Compounds of the formula (VIII) may be prepared by reacting a  
20 compound of the formula (IX) with a source of cyanide anion such as potassium cyanide. The reaction is typically carried out in a solvent such as N,N-dimethylformamide at an elevated temperature. Compounds of the formula (IX) may be prepared by the oxidation of a compound of the formula (X). In a typical procedure, an aqueous solution of potassium peroxymonosulphate is added to  
25 a solution of the compound of the formula (X) and sodium hydrogencarbonate in a suitable solvent, such as a mixture of water and acetone. Compounds of the formula (X) may be prepared by the displacement of chloride in a compound of the formula (XI) with thiomethoxide. Typically, the reaction is carried out in a polar solvent such as N,N-dimethylformamide, at elevated  
30 temperatures and under a blanket of nitrogen. Thiomethoxide may be used in the form of an alkali metal salt such as sodium thiomethoxide. Compounds of the formula (XI) may be prepared by the reaction of a compound of the formula

(XII) with an appropriate primary amine. Typically, a solution of the dichloropurine (XII) in a suitable solvent such as isopropyl alcohol is treated with such an amine and heated, preferably under reflux. An acid acceptor such as N-ethyl-N-isopropyl-2-propanamine may optionally be added. Compound  
5 (XII) may be prepared by reaction of 2,6-dichloro-9*H*-purine (XIII) with 2,3-dihydropyran in a suitable solvent such as ethyl acetate and in the presence of an acid catalyst such as 4-toluenesulphonic acid, usually at an elevated temperature.

10 Compounds of the formula (II) may also be prepared by the reaction of an amine of the formula (XIV) with a sulphonylating agent of the formula (VII) as shown in Scheme 2, wherein X is a leaving group, preferably chloro, Ac is acetyl and P<sup>1</sup> and P<sup>2</sup> are as defined above.

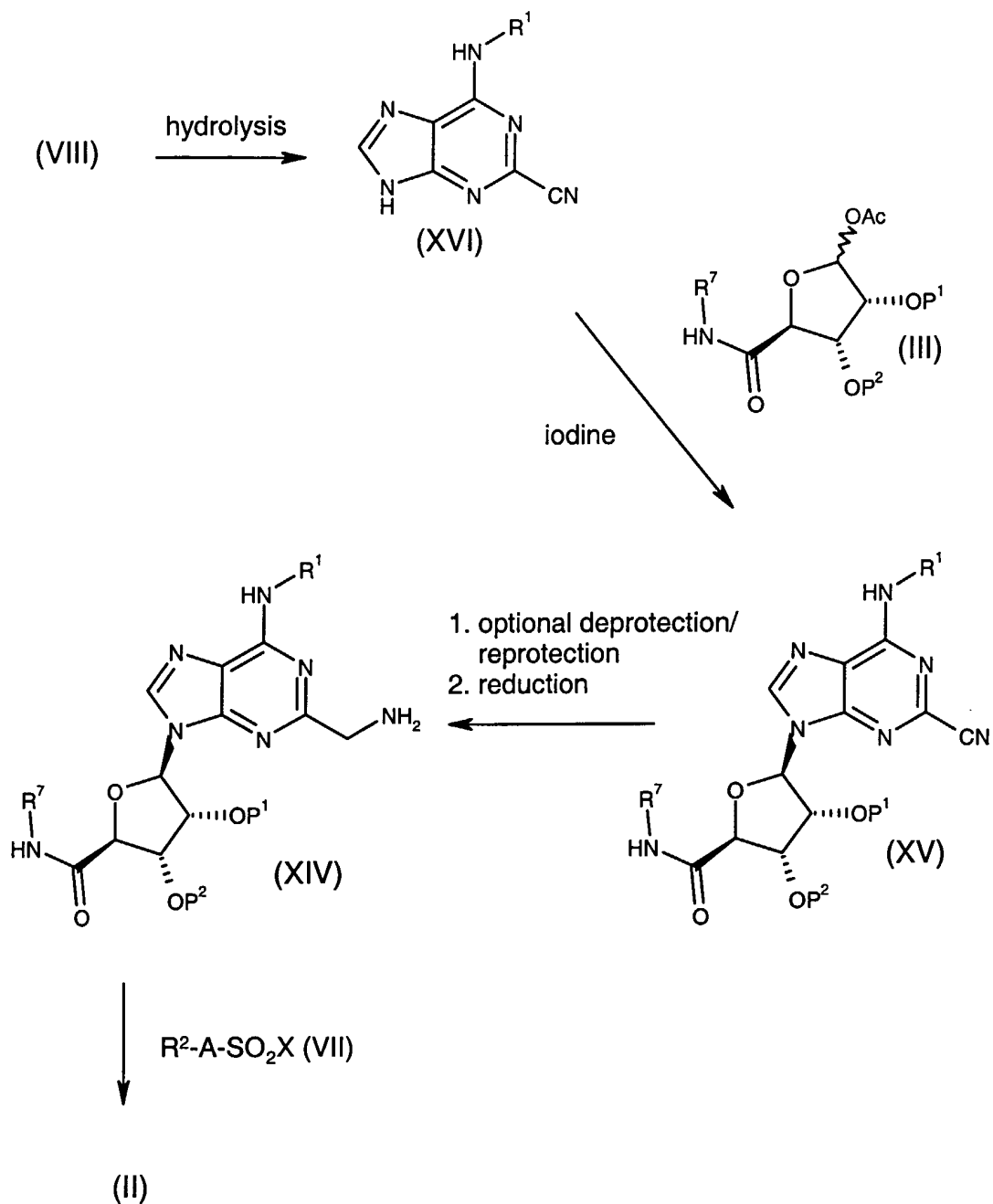
15

20

25

30

## Scheme 2



- 5 In a typical procedure, a solution of the compound of the formula (XIV) in a suitable inert solvent such as dichloromethane is treated with the compound of the formula (VII). An acid acceptor such as triethylamine may optionally be added. Compounds of formula (XIV), where  $\text{P}^1$  and  $\text{P}^2$  taken together are dimethylmethylene, for example, may be prepared by reduction of a compound

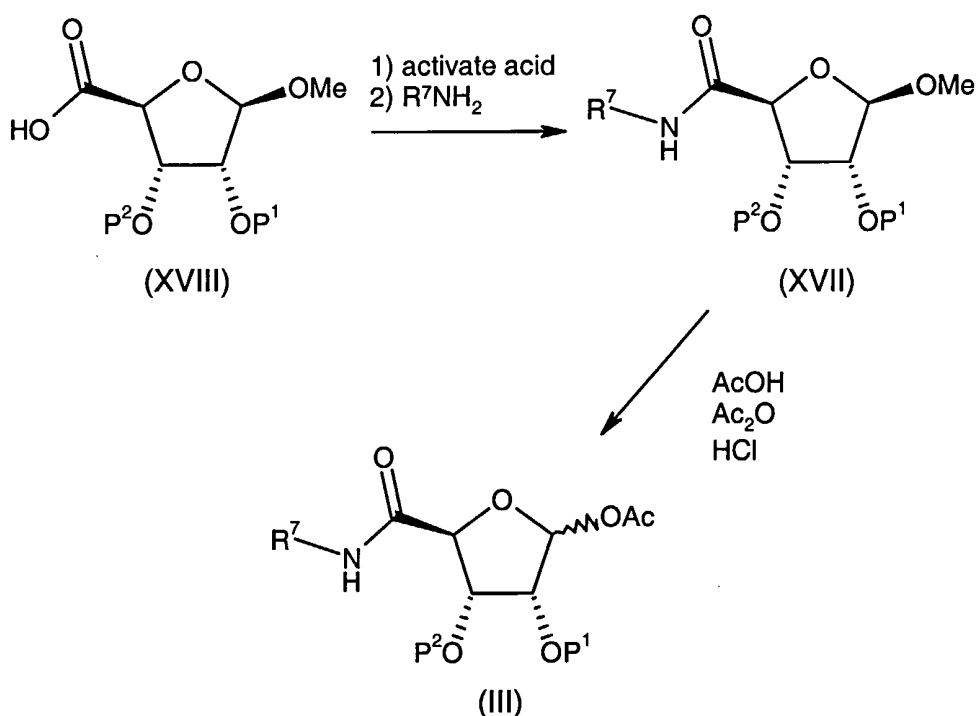
of formula (XV). The reduction may be carried out with any suitable hydride reducing agent or by hydrogenation. In a typical procedure, where  $P^1$  and  $P^2$  taken together are dimethylmethylene, a solution of the compound of formula (XV) in a suitable solvent such as ethanol is saturated with ammonia gas, 5 treated with an appropriate hydrogenation catalyst such as 5% w/w palladium on charcoal and pressurised with hydrogen, preferably to about 1034 kPa (150 psi). Compounds of the formula (XV) may be prepared by the reaction of a compound of the formula (III) with a compound of formula (XVI) according to known methods. In a typical procedure, a mixture of the compound of the 10 formula (XVI), the compound of the formula (III) and iodine is heated at about 150 °C under reduced pressure. With regard to the conditions to be employed in later steps, it may be appropriate to change the protecting groups  $P^1$  and  $P^2$  in compounds of the formula (XV). Alternative, suitable protecting groups are well-known to the skilled person [e.g. 'Protecting Groups in Organic Synthesis 15 (Second Edition)', Theodora W. Green and Peter G. M. Wuts, John Wiley and Sons, 1991]. In a typical case, if  $P^1$  and  $P^2$  in a compound of the formula (XV) are both benzoyl, then these protecting groups may be vulnerable to the reducing conditions employed in the next step. In this case, a solution of the compound of the formula (XV) where  $P^1$  and  $P^2$  are both benzoyl in a suitable 20 solvent such as ethanol may be saturated with ammonia to give a compound of the formula (XV) wherein  $P^1$  and  $P^2$  are replaced by H which may be subsequently reprotected with more appropriate functionality. For instance, the compound of the formula (XV) wherein  $P^1$  and  $P^2$  are replaced by H may be dissolved in acetone and the resulting solution treated with 2,2- 25 dimethoxypropane and 10-camphorsulphonic acid to give a compound of the formula (XV) wherein  $P^1$  and  $P^2$  taken together are dimethylmethylene. Compounds of formula (XVI) may be prepared by the hydrolysis of a compound of the formula (VIII). Typically, the compound of the formula (VIII) is dissolved in a suitable solvent such as ethanol and treated with an acid such as hydrochloric 30 acid.



Compounds of the formula (III), used in Schemes 1 and 2, may be prepared as shown in Scheme 3 wherein Ac is acetyl and P<sup>1</sup> and P<sup>2</sup> are as defined above.

5

Scheme 3



Compounds of the formula (III) may be prepared by the treatment of a compound of the formula (XVII) with a mixture of acetic acid, acetic anhydride and a strong acid such as hydrochloric acid, preferably with cooling (typically to -10 °C). Compounds of the formula (XVII) may be prepared from an acid of the formula (XVIII) by activation of the acid as, for example, an acid chloride and treatment of this activated intermediate with an appropriate primary amine. In a typical procedure, a compound of the formula (XVIII) is dissolved in a suitable inert solvent (e.g. dichloromethane) and treated with oxalyl chloride and a catalytic amount of N,N-dimethylformamide. After removal of excess solvent and reagent by evaporation under reduced pressure, the residue is dissolved in a suitable solvent, such as anhydrous dichloromethane and treated with the appropriate primary amine. With regard to the conditions employed in later steps, it may be appropriate to switch the protecting groups P<sup>1</sup> and P<sup>2</sup> in

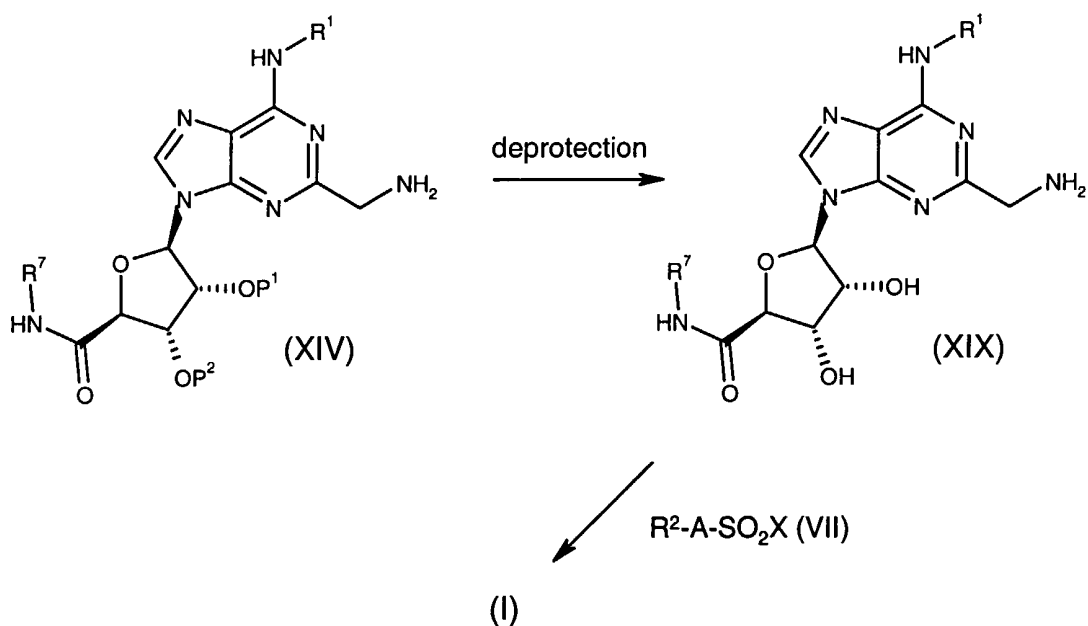
compounds of the formula (XVII). Alternative, suitable protecting groups are well-known to the skilled person [e.g. 'Protecting Groups in Organic Synthesis (Second Edition)', Theodora W. Green and Peter G. M. Wuts, John Wiley and Sons, 1991]. In a typical case, a solution of the compound of the formula (XVII) wherein  $P^1$  and  $P^2$  taken together are dimethylmethylene in a suitable solvent such as methanol may be treated with an acid such as pyridinium paratoluenesulphonate to give a compound of the formula (XVII) wherein  $P^1$  and  $P^2$  are both replaced by H which may be subsequently reprotected with other functionality. For instance, the compound of the formula (XVII) wherein  $P^1$  and  $P^2$  are both replaced by H may be dissolved in a suitable solvent such as dichloromethane and the resulting solution may be treated with an acid acceptor, such as pyridine and benzoyl chloride to give a compound of the formula (XVII) wherein  $P^1$  and  $P^2$  are each benzoyl. Compounds of the formula (XVIII) are known in the art (see for example in *J. Amer. Chem. Soc.*, 1958, **80**, 5168).

All the compounds of the formula (I) may also be prepared by the sulphonylation of a compound of the formula (XIX) with a compound of the formula (VII) as shown in Scheme 4 wherein X is a leaving group, preferably Cl and  $P^1$  and  $P^2$  are as previously defined.

25

30

Scheme 4



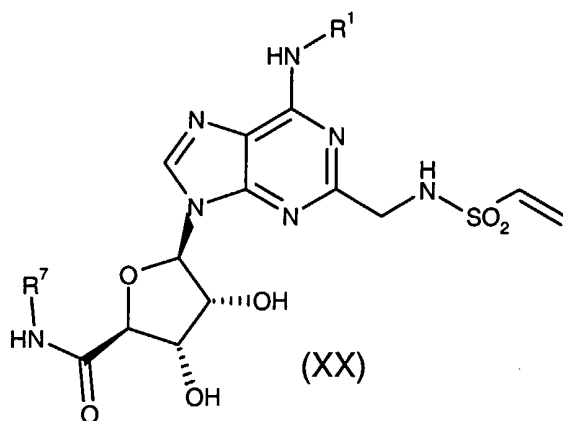
In a typical procedure, a solution of the compound of the formula (XIX) in a suitable inert solvent such as dichloromethane is treated with the sulphonylating agent of the formula (VII). An acid acceptor such as triethylamine may optionally be added. Compounds of the formula (XIX) may be prepared by the deprotection of a compound of the formula (XIV). Examples of the conditions used to achieve the deprotection are well known in the art [see for instance

5 'Protecting Groups in Organic Synthesis (Second Edition)', Theodora W. Green and Peter G. M. Wuts, John Wiley and Sons, 1991]. In a typical procedure, where P<sup>1</sup> and P<sup>2</sup> are both benzoyl, the protecting groups may be removed by treating a solution of the compound of the formula (II) in a suitable solvent, such

10 methanol, with a base such as potassium carbonate, typically at room temperature. In a typical procedure where P<sup>1</sup> and P<sup>2</sup> taken together are dimethylmethylene, the deprotection may be carried out in the presence of a suitable acid, e.g. in aqueous mineral acid such as hydrochloric acid.

Compounds of the formula (I) in which A is -CH<sub>2</sub>CH<sub>2</sub>- and R<sup>2</sup> is -NR<sup>8</sup>R<sup>9</sup> may also be prepared by the reaction of a compound of the formula (XIX) with 2-chloroethanesulfonyl chloride to give an intermediate of the formula

20



The intermediate of the formula (XX) is then treated with a compound of the formula



5

in which  $R^8$  and  $R^9$  are as defined above, to give a compound of the formula (I).

The two steps may be carried out with or without isolation of the intermediate of the formula (XX). In a typical procedure, where the intermediate of the formula (XX) is not isolated, a solution of the compound of the formula (XIX) in a

10 suitable solvent, such as acetonitrile, is treated with chloroethanesulfonyl chloride and a base, such as pyridine. When a substantially complete reaction has taken place (as judged by thin layer chromatography) a compound of the formula (XXI) is added and the reaction mixture is heated, preferably under reflux. Compounds of the formula (XXI) are either commercially available or

15 easily prepared by techniques well known to the skilled person.

Compounds of the formula (I) may also be interconverted using conventional functional group interconversion techniques.

20 All of the reactions and the preparations of novel starting materials used in the preceding methods are conventional and appropriate reagents and reaction conditions as well as procedures for isolating the desired products will be well-known to persons skilled in the art with reference to literature precedents and the Examples and Preparations sections below.

25

A pharmaceutically acceptable salt of a compound of the formula (I) may be readily prepared by mixing together solutions of a compound of the formula (I) and the desired acid or base, as appropriate. The salt may precipitate from  
5 solution and be collected by filtration or may be recovered by evaporation of the solvent.

The anti-inflammatory properties of the compounds of the formula (I) are demonstrated by their ability to inhibit neutrophil function which indicates A2a  
10 receptor agonist activity. This is evaluated by determining the compound profile in an assay where superoxide production was measured from neutrophils activated by fMLP. Neutrophils were isolated from human peripheral blood using dextran sedimentation followed by centrifugation through Ficoll-Hypaque solution. Any contaminating erythrocytes in the granulocyte pellet were  
15 removed by lysis with ice-cold distilled water. Superoxide production from the neutrophils was induced by fMLP in the presence of a priming concentration of cytochalasin B. Adenosine deaminase was included in the assay to remove any endogenously produced adenosine that might suppress superoxide production. The effect of the compound on the fMLP-induced response was monitored  
20 colorometrically from the reduction of cytochrome C within the assay buffer. The potency of the compounds was assessed by the concentration giving 50% inhibition ( $IC_{50}$ ) compared to the control response to fMLP.

The compounds of the formula (I) can be administered alone but will generally  
25 be administered in admixture with a suitable pharmaceutical excipient, diluent or carrier selected with regard to the intended route of administration and standard pharmaceutical practice.

For example, the compounds of the formula (I) can be administered orally,  
30 buccally or sublingually in the form of tablets, capsules, ovules, elixirs, solutions or suspensions, which may contain flavouring or colouring agents, for immediate-, delayed-, sustained-, pulsed- or controlled-release applications.

Such tablets may contain excipients such as microcrystalline cellulose, lactose, sodium citrate, calcium carbonate, dibasic calcium phosphate and glycine, disintegrants such as starch (preferably corn, potato or tapioca starch), sodium  
5 starch glycollate, croscarmellose sodium and certain complex silicates, and granulation binders such as polyvinylpyrrolidone, hydroxypropylmethylcellulose (HPMC), hydroxypropylcellulose (HPC), sucrose, gelatin and acacia. Additionally, lubricating agents such as magnesium stearate, stearic acid, glyceryl behenate and talc may be included.

10

Solid compositions of a similar type may also be employed as fillers in gelatin capsules. Preferred excipients in this regard include lactose, starch, a cellulose, milk sugar or a high molecular weight polyethylene glycol. For aqueous suspensions and/or elixirs, the compounds of the formula (I) may be  
15 combined with various sweetening or flavouring agents, colouring matter or dyes, with emulsifying and/or suspending agents and with diluents such as water, ethanol, propylene glycol or glycerin, and combinations thereof.

The compounds of the formula (I) can also be administered parenterally, for  
20 example, intravenously, intra-arterially, intraperitoneally, intrathecally, intraventricularly, intrasternally, intracranially, intramuscularly or subcutaneously, or they may be administered by infusion techniques. They are best used in the form of a sterile aqueous solution which may contain other substances, for example, enough salts or glucose to make the solution isotonic  
25 with blood. The aqueous solutions should be suitably buffered (preferably to a pH of from 3 to 9), if necessary. The preparation of suitable parenteral formulations under sterile conditions is readily accomplished by standard pharmaceutical techniques well-known to those skilled in the art.

30 For oral and parenteral administration to human patients, the daily dosage level of the compounds of the formula (I) will usually be from 0.01 to 100 mg/kg, preferably from 0.1 to 100 mg/kg (in single or divided doses).

Thus tablets or capsules of the compound of the formula (I) may contain from 5 to 500 mg of active compound for administration singly or two or more at a time, as appropriate. The physician in any event will determine the actual  
5 dosage which will be most suitable for any individual patient and it will vary with the age, weight and response of the particular patient. The above dosages are exemplary of the average case. There can, of course, be individual instances where higher or lower dosage ranges are merited and such are within the scope of this invention.

10

The compounds of formula (I) can also be administered intranasally or by inhalation and are conveniently delivered in the form of a dry powder inhaler or an aerosol spray presentation from a pressurised container, pump, spray, atomiser or nebuliser, with or without the use of a suitable propellant, e.g.  
15 dichlorodifluoromethane, trichlorofluoromethane, dichlorotetrafluoroethane, a hydrofluoroalkane such as 1,1,1,2-tetrafluoroethane (HFA 134A [trade mark]) or 1,1,1,2,3,3,3-heptafluoropropane (HFA 227EA [trade mark]), carbon dioxide or other suitable gas. In the case of a pressurised aerosol, the dosage unit may be determined by providing a valve to deliver a metered amount. The  
20 pressurised container, pump, spray, atomiser or nebuliser may contain a solution or suspension of the active compound, e.g. using a mixture of ethanol and the propellant as the solvent, which may additionally contain a lubricant, e.g. sorbitan trioleate. Capsules and cartridges (made, for example, from gelatin) for use in an inhaler or insufflator may be formulated to contain a  
25 powder mix of a compound of the formula (I) and a suitable powder base such as lactose or starch.

Aerosol or dry powder formulations are preferably arranged so that each metered dose or "puff" contains from 20 to 4000  $\mu\text{g}$  of a compound of the  
30 formula (I) for delivery to the patient. The overall daily dose with an aerosol will be in the range of from 20 $\mu\text{g}$  to 20mg which may be administered in a single dose or, more usually, in divided doses throughout the day.

Alternatively, the compounds of the formula (I) can be administered in the form of a suppository or pessary, or they may be applied topically in the form of a lotion, solution, cream, ointment or dusting powder. The compounds of the formula (I) may also be transdermally administered, for example, by the use of a skin patch.

For application topically to the skin, the compounds of the formula (I) can be formulated as a suitable ointment containing the active compound suspended or dissolved in, for example, a mixture with one or more of the following: mineral oil, liquid petrolatum, white petrolatum, propylene glycol, polyoxyethylene polyoxypropylene compound, emulsifying wax and water. Alternatively, they can be formulated as a suitable lotion or cream, suspended or dissolved in, for example, a mixture of one or more of the following: mineral oil, sorbitan monostearate, a polyethylene glycol, liquid paraffin, polysorbate 60, cetyl esters wax, cetearyl alcohol, 2-octyldodecanol, benzyl alcohol and water.

The compounds of the formula (I) may also be used in combination with a cyclodextrin. Cyclodextrins are known to form inclusion and non-inclusion complexes with drug molecules. Formation of a drug-cyclodextrin complex may modify the solubility, dissolution rate, bioavailability and/or stability property of a drug molecule. Drug-cyclodextrin complexes are generally useful for most dosage forms and administration routes. As an alternative to direct complexation with the drug the cyclodextrin may be used as an auxiliary additive, e.g. as a carrier, diluent or solubiliser. Alpha-, beta- and gamma-cyclodextrins are most commonly used and suitable examples are described in WO-A-91/11172, WO-A-94/02518 and WO-A-98/55148.

It is to be appreciated that all references herein to treatment include curative, palliative and prophylactic treatment.

Thus the invention provides:-



- (i) a compound of the formula (I) or a pharmaceutically acceptable salt or solvate thereof;
- (ii) a process for the preparation of a compound of the formula (I) or a pharmaceutically acceptable salt or solvate thereof;
- (iii) a pharmaceutical composition including a compound of the formula (I) or a pharmaceutically acceptable salt or solvate thereof, together with a pharmaceutically acceptable excipient, diluent or carrier;
- (iv) a compound of the formula (I) or a pharmaceutically acceptable salt, solvate or composition thereof, for use as a medicament;
- (v) the use of a compound of the formula (I) or of a pharmaceutically acceptable salt, solvate or composition thereof, for the manufacture of a medicament to treat a disease for which a A2a receptor agonist is indicated;
- (vi) the use of a compound of the formula (I) or of a pharmaceutically acceptable salt, solvate or composition thereof, for the manufacture of an anti-inflammatory agent;
- (vii) the use of a compound of the formula (I) or of a pharmaceutically acceptable salt, solvate or composition thereof, for the manufacture of a medicament for the treatment of a respiratory disease;
- (viii) use as in (vii) where the disease is selected from the group consisting of adult respiratory distress syndrome (ARDS), bronchitis, chronic bronchitis, chronic obstructive pulmonary disease, cystic fibrosis, asthma, emphysema, bronchiectasis, chronic sinusitis and rhinitis;
- (ix) the use of a compound of the formula (I) or of a pharmaceutically acceptable salt, solvate or composition thereof, for the manufacture of a medicament for the treatment of septic shock, male erectile dysfunction, hypertension, stroke, epilepsy, cerebral ischaemia, peripheral vascular disease, post-ischaemic reperfusion injury, diabetes, rheumatoid arthritis, multiple sclerosis, psoriasis, allergic dermatitis, eczema, ulcerative colitis, Crohns disease, inflammatory bowel disease, *Helicobacter pylori*-gastritis, non-*Helicobacter pylori* gastritis, non-steroidal anti-inflammatory drug-

induced damage to the gastro-intestinal tract or a psychotic disorder, or for wound healing;

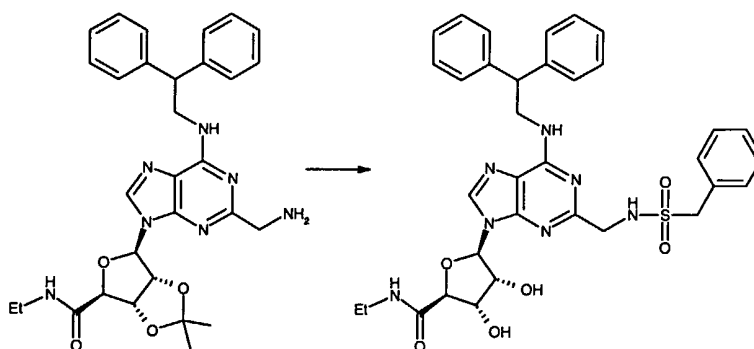
- 5 (x) a method of treatment of a mammal, including a human being, to treat a disease for which a A2a receptor agonist is indicated including treating said mammal with an effective amount of a compound of the formula (I) or with a pharmaceutically acceptable salt, solvate or composition thereof;
- 10 (xi) a method of treatment of a mammal, including a human being, to treat an inflammatory disease including treating said mammal with an effective amount of a compound of the formula (I) or with a pharmaceutically acceptable salt, solvate or composition thereof;
- 15 (xii) a method of treatment of a mammal, including a human being, to treat a respiratory disease including treating said mammal with an effective amount of a compound of the formula (I) or with a pharmaceutically acceptable salt, solvate or composition thereof;
- 20 (xiii) a method as in (xii) where the disease is selected from the group consisting of adult respiratory distress syndrome (ARDS), bronchitis, chronic bronchitis, chronic obstructive pulmonary disease, cystic fibrosis, asthma, emphysema, bronchiectasis, chronic sinusitis and rhinitis;
- 25 (xiv) a method of treatment of a mammal, including a human being, to treat septic shock, male erectile dysfunction, hypertension, stroke, epilepsy, cerebral ischaemia, peripheral vascular disease, post-ischaemic reperfusion injury, diabetes, rheumatoid arthritis, multiple sclerosis, psoriasis, allergic dermatitis, eczema, ulcerative colitis, Crohns disease, inflammatory bowel disease, *Helicobacter pylori*-gastritis, non-*Helicobacter pylori* gastritis, non-steroidal anti-inflammatory drug-induced damage to the gastro-intestinal tract or a psychotic disorder, or for wound healing, including treating said mammal with an effective amount of a compound of the formula (I) or with a pharmaceutically acceptable salt, solvate or composition thereof; and
- 30 (xv) certain novel intermediates disclosed herein.

The following Examples illustrate the preparation of the compounds of the formula (I):-

<sup>1</sup>H Nuclear magnetic resonance (NMR) spectra were in all cases consistent with the proposed structures. Characteristic chemical shifts ( $\delta$ ) are given in parts-per-million downfield from tetramethylsilane using conventional abbreviations for designation of major peaks: e.g. s, singlet; d, doublet; t, triplet; q, quartet; m, multiplet; br, broad. The mass spectra (m/z) were recorded in the thermospray ionisation mode. The following abbreviations have been used for common solvents: CDCl<sub>3</sub>, deuteriochloroform; DMSO, dimethylsulphoxide. The abbreviation TBDMS means tert-butyldimethylsilyl, psi means pounds per square inch and Et means ethyl. Where thin layer chromatography (TLC) has been used it refers to silica gel TLC using silica gel 60 F<sub>254</sub> plates, R<sub>f</sub> is the distance travelled by a compound divided by the distance travelled by the solvent front on a TLC plate.

**EXAMPLE 1: (2*S*,3*S*,4*R*,5*R*)-5-{2-[[*N*-(benzylsulfonyl)amino]methyl]-6-[(2,2-diphenylethyl)amino]-9*H*-purin-9-yl]-*N*-ethyl-3,4-dihydroxytetrahydro-2-furancarboxamide**

20



A solution of (3a*S*,4*S*,6*R*,6a*R*)-6-{2-(aminomethyl)-6-[(2,2-diphenylethyl)amino]-9*H*-purin-9-yl}-*N*-ethyl-2,2-dimethyltetrahydrofuro[3,4-*d*][1,3]dioxole-4-carboxamide (Preparation 10) (120mg, 0.21mmol) and triethylamine (0.04ml, 0.29mmol) in anhydrous dichloromethane (2ml) was treated with

25

phenylmethylsulphonyl chloride (45mg, 0.24mmol). The mixture was stirred at room temperature for 2 hours. The solvent was removed under reduced pressure and the residue dissolved in ethanol (1ml). Hydrochloric acid (1M, 1ml) was added to the solution and the mixture was heated at 60°C for 8 hours.

- 5 The solvent was removed under reduced pressure and the residue was azeotroped with ethanol (x2). The residue was purified by column chromatography on silica gel eluting with a gradient system of dichloromethane : methanol (95 : 5 by volume) gradually changing to dichloromethane : methanol (90 : 10 by volume) to give a solid which was triturated with diethyl ether, diluted with pentane, filtered and dried to afford the title compound as a white solid (92mg).
- 10

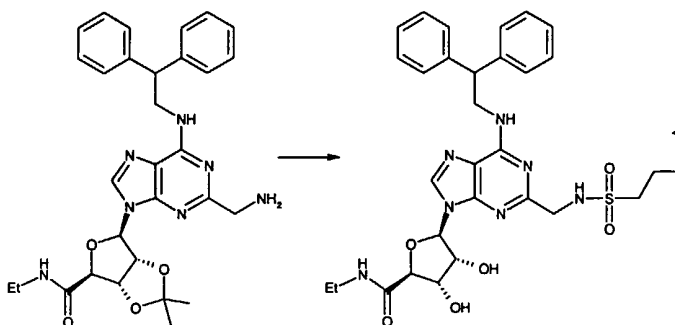
<sup>1</sup>H-NMR (CDCl<sub>3</sub> + 2 drops DMSO-d<sub>6</sub>) δ : 7.79 (1H, br s), 7.13-7.38 (16H, m), 5.94 (1H, br s), 5.81 (2H, m), 4.87 (1H, br m), 4.70 (1H, q), 4.60 (1H, m), 4.49 (1H, d), 4.42 (1H, d), 4.16-4.36 (7H, m), 3.31 (1H, m), 3.12 (1H, m), 1.02 (3H, t).

15

Analysis : Found C, 60.67; H, 5.63; N, 14.30%; C<sub>34</sub>H<sub>37</sub>N<sub>7</sub>O<sub>6</sub>S requires C, 60.79; H, 5.55; N, 14.60%.

20

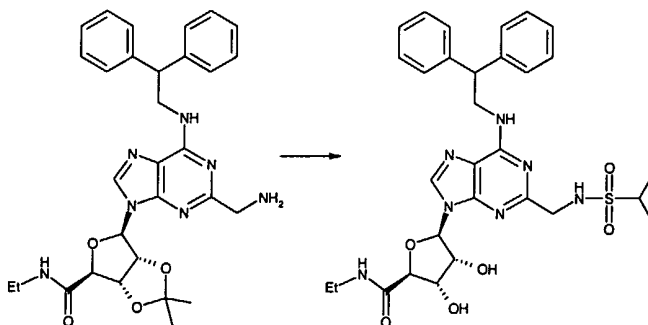
**EXAMPLE 2: (2S,3S,4R,5R)-5-(6-[(2,2-Diphenylethyl)amino]-2-[[[(propylsulfonyl)amino]methyl]-9H-purin-9-yl]-N-ethyl-3,4-dihydroxytetrahydro-2-furancarboxamide**



25

**EXAMPLE 3: (2S,3S,4R,5R)-5-(6-[(2,2-Diphenylethyl)amino]-2-[[[(isopropylsulfonyl)amino]methyl]-9H-purin-9-yl]-N-ethyl-3,4-dihydroxytetrahydro-2-furancarboxamide**

5



A solution of (3aS,4S,6R,6aR)-6-{2-(aminomethyl)-6-[(2,2-diphenylethyl)amino]-9H-purin-9-yl}-N-ethyl-2,2-dimethyltetrahydrofuro[3,4-d][1,3]dioxole-4-carboxamide (Preparation 10) (140mg, 0.25mmol) and triethylamine (0.05ml, 0.36mmol) in anhydrous dichloromethane (1ml) was treated with a solution of 2-propanesulphonyl chloride (40mg, 0.28mmol) in anhydrous dichloromethane (1ml). The mixture was stirred at room temperature for 18 hours during which time the solvent was allowed to evaporate off freely. The residue was dissolved in ethanol (1ml), treated with hydrochloric acid (1M, 1ml) and heated at 60°C for 4 hours. The solvent was removed under reduced pressure and the residue was azeotroped with ethanol (x2). The residue was then purified by column chromatography on silica gel eluting with a gradient system of dichloromethane : methanol (95 : 5 by volume) gradually changing to dichloromethane : methanol (90 : 10 by volume) to give a solid which was triturated with diethyl ether, diluted with pentane, filtered and dried to afford the title compound as a solid (28mg).

<sup>1</sup>H-NMR (CDCl<sub>3</sub> + 1 drop DMSO-d<sub>6</sub>) δ : 7.79 (1H, br s), 7.13-7.38(10H, m), 5.90 (2H, m), 5.64 (1H, t), 4.78 (2H, m), 4.70 (1H, br m), 4.52 (1H, m), 4.31 (6H, m), 3.38 (1H, m), 3.20 (2H, m), 1.37 (6H, d), 1.06 (3H, t).

MS : 623 (M<sup>+</sup>)

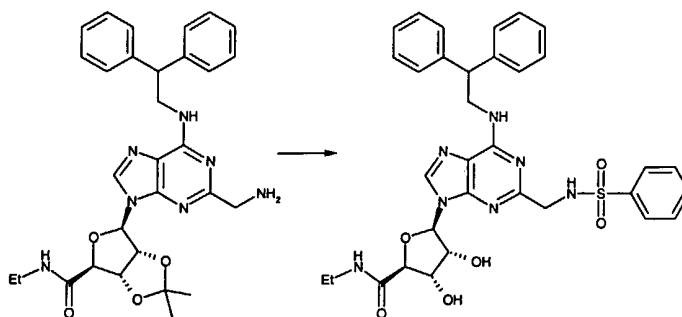
A solution of (3a*S*,4*S*,6*R*,6a*R*)-6-{2-(aminomethyl)-6-[(2,2-diphenylethyl)amino]-9*H*-purin-9-yl}-*N*-ethyl-2,2-dimethyltetrahydrofuro[3,4-*d*][1,3]dioxole-4-carboxamide (Preparation 10) (140mg, 0.25mmol) and triethylamine (0.05ml, 0.36mmol) in anhydrous dichloromethane (1ml) was treated with a solution of 1-propanesulphonyl chloride (40mg, 0.28mmol) in anhydrous dichloromethane (1ml). The mixture was stirred at room temperature for 18 hours during which time the solvent was allowed to evaporate off freely. The residue was dissolved in ethanol (1ml), treated with hydrochloric acid (1M, 1ml) and heated at 60°C for 4 hours. The solvent was removed under reduced pressure and the residue was azeotroped with ethanol (x2). The residue was then purified by column chromatography on silica gel eluting with a gradient system of dichloromethane : methanol (95 : 5 by volume) gradually changing to dichloromethane : methanol (90 : 10 by volume) to give a solid which was triturated with diethyl ether, diluted with pentane, filtered and dried to afford the title compound as a solid (90mg).

<sup>1</sup>H-NMR (CDCl<sub>3</sub> + 1 drop DMSO-*d*<sub>6</sub>) δ : 7.80 (1H, br s), 7.15-7.35 (10H, m), 5.91 (2H, m), 5.75 (1H, t), 4.77 (3H, m), 4.52 (1H, m), 4.18-4.44 (5H, m), 3.39 (1H, m), 3.22 (1H, m), 2.99 (2H, t), 1.83 (2H, m), 1.06 (3H, t), 0.98 (3H, t).

Analysis : Found C, 57.51; H, 6.00; N, 15.54%; C<sub>30</sub>H<sub>37</sub>N<sub>7</sub>O<sub>6</sub>S requires C, 57.77; H, 5.98; N, 15.72%.

**EXAMPLE 4: (2*S*,3*S*,4*R*,5*R*)-5-(6-[(2,2-Diphenylethyl)amino]-2-[[[(phenylsulfonyl)amino]methyl]-9*H*-purin-9-yl]-*N*-ethyl-3,4-dihydroxytetrahydro-2-furancarboxamide**

5

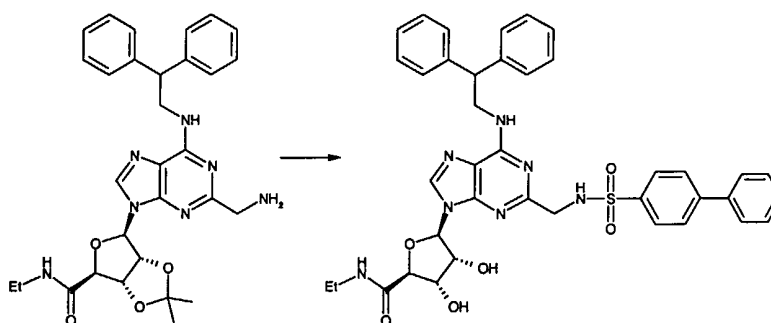


A solution of (3*aS*,4*S*,6*R*,6*aR*)-6-{2-(aminomethyl)-6-[(2,2-diphenylethyl)amino]-9*H*-purin-9-yl}-*N*-ethyl-2,2-dimethyltetrahydrofuro[3,4-*d*][1,3]dioxole-4-  
 10 carboxamide (Preparation 10) (140mg, 0.25mmol) and triethylamine (0.05ml, 0.36mmol) in anhydrous dichloromethane (1ml) was treated with a solution of benzenesulphonyl chloride (50mg, 0.28mmol) in anhydrous dichloromethane (1ml). The mixture was stirred at room temperature for 18 hours during which time the solvent was allowed to evaporate off freely. The residue was dissolved  
 15 in ethanol (1ml), treated with hydrochloric acid (1M, 1ml) and heated at 60°C for 8 hours. The solvent was removed under reduced pressure and the residue was azeotroped with ethanol (x2). The residue was then purified by column chromatography on silica gel eluting with a gradient system of dichloromethane : methanol (95 : 5 by volume) gradually changing to dichloromethane :  
 20 methanol (90 : 10 by volume) to give a solid which was triturated with diethyl ether/pentane, filtered and dried to afford the title compound as a solid (85mg).

<sup>1</sup>H-NMR (CDCl<sub>3</sub> + 1 drop DMSO-*d*<sub>6</sub>) δ : 7.81 (2H, d), 7.76 (1H, br s), 7.12-7.44 (13H, m), 6.10 (1H, t), 5.83 (2H, m), 5.00 (1H, br m), 4.69 (1H, m), 4.61 (1H, br m), 4.53 (1H, m), 4.45 (1H, d), 4.32 (1H, m), 4.20 (4H, m), 3.35 (1H, m), 3.18  
 25 (1H, m), 1.04 (3H, t).

Analysis : Found C, 59.84; H, 5.37; N, 14.68%;  $C_{33}H_{35}N_7O_6S \cdot 0.25H_2O$  requires C, 59.85; H, 5.40; N, 14.80%.

**EXAMPLE 5: (2S,3S,4R,5R)-5-{2-[[[1,1'-Biphenyl]-4-ylsulfonyl]amino]methyl}-6-[(2,2-diphenylethyl)amino]-9H-purin-9-yl]-N-ethyl-3,4-dihydroxytetrahydro-2-furancarboxamide**



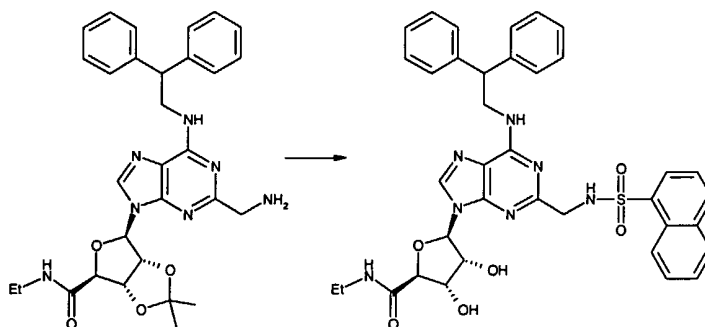
- 10 A solution of (3a*S*,4*S*,6*R*,6a*F*)-6-{2-(aminomethyl)-6-[(2,2-diphenylethyl)amino]-9*H*-purin-9-yl}-*N*-ethyl-2,2-dimethyltetrahydrofuro[3,4-*d*][1,3]dioxole-4-carboxamide (Preparation 10) (140mg, 0.25mmol) and triethylamine (0.05ml, 0.36mmol) in anhydrous dichloromethane (1ml) was treated with a solution of [1,1'-biphenyl]-4-sulfonyl chloride (*J. Pharm. Sci.*, 1964, **53**, 73) (71mg, 0.28mmol) in anhydrous dichloromethane (1ml). The mixture was stirred at
- 15 room temperature for 18 hours during which time the solvent was allowed to evaporate off freely. The residue was dissolved in ethanol (1ml), treated with hydrochloric acid (1M, 1ml) and heated at 60°C for 15 hours. The solvent was removed under reduced pressure and the residue was azeotroped with ethanol
- 20 (x2). The residue was then purified by column chromatography on silica gel eluting with a gradient system of dichloromethane : methanol (95 : 5 by volume) gradually changing to dichloromethane : methanol (90 : 10 by volume) to give a solid which was triturated with diethyl ether, diluted with pentane, filtered and dried to afford the title compound as a solid (110mg).



$^1\text{H-NMR}$  ( $\text{CDCl}_3$  + 1 drop  $\text{DMSO-d}_6$ )  $\delta$  : 7.83 (2H, d), 7.74 (1H, br s), 7.13-7.59 (17H, m), 6.18 (1H, t), 5.84 (2H, m), 5.02 (1H, br m), 4.72 (1H, m), 4.58 (1H, br m), 4.48 (2H, m), 4.20 (4H, m), 3.35 (1H, m), 3.20 (1H, m), 1.05 (3H, t).

- 5 Analysis : Found C, 63.55; H, 5.38; N, 13.12%;  $\text{C}_{39}\text{H}_{39}\text{N}_7\text{O}_6\text{S}$  requires C, 63.83; H, 5.36; N, 13.36%.

**EXAMPLE 6: (2S,3S,4R,5R)-5-(6-[(2,2-Diphenylethyl)amino]-2-[[1-naphthylsulfonyl]amino]methyl)-9H-purin-9-yl)-N-ethyl-3,4-dihydroxytetrahydro-2-furancarboxamide**



- A solution of (3a*S*,4*S*,6*R*,6a*R*)-6-{2-(aminomethyl)-6-[(2,2-diphenylethyl)amino]-  
 15 9*H*-purin-9-yl}-*N*-ethyl-2,2-dimethyltetrahydrofuro[3,4-*d*][1,3]dioxole-4-  
 carboxamide (Preparation 10) (140mg, 0.25mmol) and triethylamine (0.05ml,  
 0.36mmol) in anhydrous dichloromethane (1ml) was treated with a solution of 1-  
 naphthalenesulfonyl chloride (63mg, 0.28mmol) in anhydrous dichloromethane  
 (1ml). The mixture was stirred at room temperature for 18 hours during which  
 20 time the solvent was allowed to evaporate off freely. The residue was dissolved  
 in ethanol (1ml), treated with hydrochloric acid (1M, 1ml) and heated at 60°C for  
 5.5 hours. The solvent was removed under reduced pressure and the residue  
 was azeotroped with ethanol (x2). The residue was then purified by column  
 chromatography on silica gel eluting with a gradient system of dichloromethane  
 25 : methanol (95 : 5 by volume) gradually changing to dichloromethane :  
 methanol (90 : 10 by volume) to give a solid which was triturated with diethyl

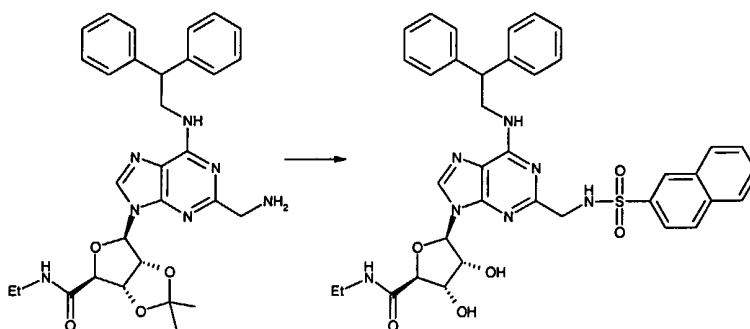
ether, washed with pentane and dried to afford the title compound as a solid (98mg).

<sup>1</sup>H-NMR (CDCl<sub>3</sub> + 1 drop DMSO-d<sub>6</sub>) δ : 8.65 (1H, d), 8.22 (1H, d), 7.93 (1H, d),  
 5 7.81 (1H, d), 7.72 (1H, s), 7.15-7.53 (13H, m), 6.28 (1H, t), 5.78 (1H, d), 5.72  
 (1H, br m), 4.91 (1H, m), 4.62 (2H, m), 4.50 (1H, m), 4.30 (2H, m), 4.08 (4H,  
 m), 3.35 (1H, m), 3.17 (1H, m), 1.00 (3H, t).

Analysis : Found C, 62.58; H, 5.29; N, 13.58%; C<sub>37</sub>H<sub>37</sub>N<sub>7</sub>O<sub>6</sub>S requires C,  
 10 62.79; H, 5.27; N, 13.85%.

**EXAMPLE 7: (2S,3S,4R,5R)-5-(6-[(2,2-Diphenylethyl)amino]-2-[[2-naphthylsulfonyl]amino]methyl]-9H-purin-9-yl)-N-ethyl-3,4-dihydroxytetrahydro-2-furancarboxamide**

15



A solution of (3a*S*,4*S*,6*R*,6a*R*)-6-{2-(aminomethyl)-6-[(2,2-diphenylethyl)amino]-  
 9*H*-purin-9-yl}-*N*-ethyl-2,2-dimethyltetrahydrofuro[3,4-*d*][1,3]dioxole-4-  
 20 carboxamide (Preparation 10) (140mg, 0.25mmol) and triethylamine (0.05ml,  
 0.36mmol) in anhydrous dichloromethane (1ml) was treated with a solution of 2-  
 naphthalenesulfonyl chloride (63mg, 0.28mmol) in anhydrous dichloromethane  
 (1ml). The mixture was stirred at room temperature for 18 hours during which  
 time the solvent was allowed to evaporate off freely. The residue was dissolved  
 25 in ethanol (1ml), treated with hydrochloric acid (1M, 1ml) and heated at 60°C for  
 15 hours. The solvent was removed under reduced pressure and the residue

was azeotroped with ethanol (x2). The residue was then purified by column chromatography on silica gel eluting with a gradient system of dichloromethane : methanol (95 : 5 by volume) gradually changing to dichloromethane : methanol (90 : 10 by volume) to give a solid which was triturated with diethyl ether, diluted with pentane, filtered and dried to afford the title compound as a solid (88mg).

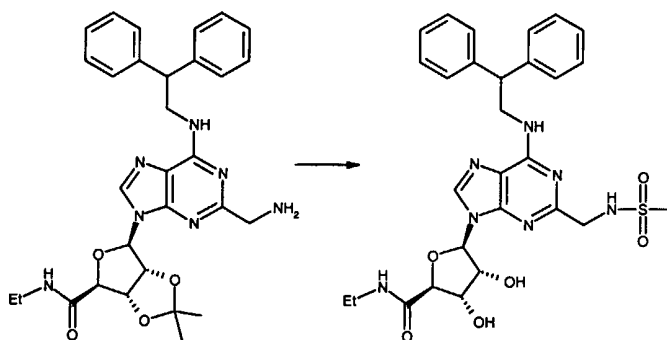
<sup>1</sup>H-NMR (CDCl<sub>3</sub> + 1 drop DMSO-d<sub>6</sub>) δ : 8.34 (1H, s), 7.79 (4H, m), 7.67 (1H, br s), 7.52 (2H, m), 7.12-7.39 (10H, m), 6.20 (1H, t), 5.79 (1H, d), 5.73 (1H, br s), 4.99 (1H, m), 4.63 (1H, m), 4.56 (1H, m), 4.47 (2H, m), 4.17 (5H, m), 3.34 (1H, m), 3.16 (1H, m), 0.99 (3H, t).

Analysis : Found C, 62.43; H, 5.28; N, 13.64%; C<sub>37</sub>H<sub>37</sub>N<sub>7</sub>O<sub>6</sub>S requires C, 62.79; H, 5.27; N, 13.85%.

15

**EXAMPLE 8: (2*S*,3*S*,4*R*,5*R*)-5-(6-[(2,2-Diphenylethyl)amino]-2-[[[(methylsulfonyl)amino]methyl]-9*H*-purin-9-yl]-*N*-ethyl-3,4-dihydroxytetrahydro-2-furancarboxamide**

20



A solution of (3a*S*,4*S*,6*R*,6a*R*)-6-{2-(aminomethyl)-6-[(2,2-diphenylethyl)amino]-9*H*-purin-9-yl}-*N*-ethyl-2,2-dimethyltetrahydrofuro[3,4-*d*][1,3]dioxole-4-carboxamide (Preparation 10) (140mg, 0.25mmol) and triethylamine (0.05ml, 0.36mmol) in anhydrous dichloromethane (1ml) was treated with a solution of methanesulfonyl chloride (32mg, 0.28mmol) in anhydrous dichloromethane

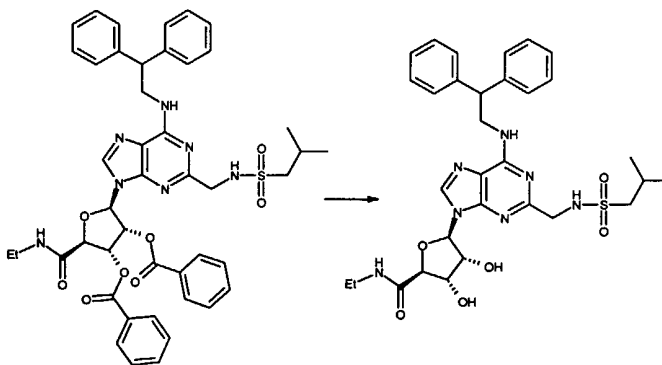
(1ml). The mixture was stirred at room temperature for 18 hours during which time the solvent was allowed to evaporate off freely. The residue was dissolved in ethanol (1ml), treated with hydrochloric acid (1M, 1ml) and heated at 60°C for 4 hours. The solvent was removed under reduced pressure and the residue was azeotroped with ethanol (x2). The residue was then purified by column chromatography on silica gel eluting with a gradient system of dichloromethane : methanol (95 : 5 by volume) gradually changing to dichloromethane : methanol (90 : 10 by volume) to give a solid which was triturated with diethyl ether, washed with pentane and dried to afford the title compound as a solid (80mg).

<sup>1</sup>H-NMR (CDCl<sub>3</sub> + 1 drop DMSO-d<sub>6</sub>) δ : 7.81 (1H, br s), 7.13-7.37 (10H, m), 5.90 (3H, m), 4.94 (1H, m), 4.75 (1H, m), 4.65 (1H, m), 4.50 (2H, m), 4.32 (4H, m), 3.38 (1H, m), 3.22 (1H, m), 2.90 (3H, s), 1.06 (3H, t).

15

MS : 596 (MH<sup>+</sup>)

**EXAMPLE 9: (2S,3S,4R,5R)-5-(6-[(2,2-Diphenylethyl)amino]-2-[[[(isobutylsulfonyl)amino]methyl]-9H-purin-9-yl]-N-ethyl-3,4-dihydroxytetrahydro-2-furancarboxamide**



A solution of (2R, 3R, 4S, 5S)-4-(benzoyloxy)-2-(6-[(2,2-diphenylethyl)amino]-2-[[[(isobutylsulfonyl)amino]methyl]-9H-purin-9-yl]-5-[(ethylamino)carbonyl]tetrahydro-3-furanyl benzoate (Preparation 14) (290mg,

25

0.34mmol) in methanol (10ml) was treated with potassium carbonate (190mg, 1.37mmol). The mixture was stirred at room temperature for 30 minutes after which time the mixture was filtered and the solvent was removed from the filtrate under reduced pressure. The residue was partitioned between  
5 dichloromethane and water. The organic phase was separated, washed with brine, dried over anhydrous magnesium sulphate, filtered and evaporated under reduced pressure. The residue was purified by column chromatography on silica gel eluting with dichloromethane : methanol (95 : 5 by volume) to afford the title compound as a white solid (170mg).

10

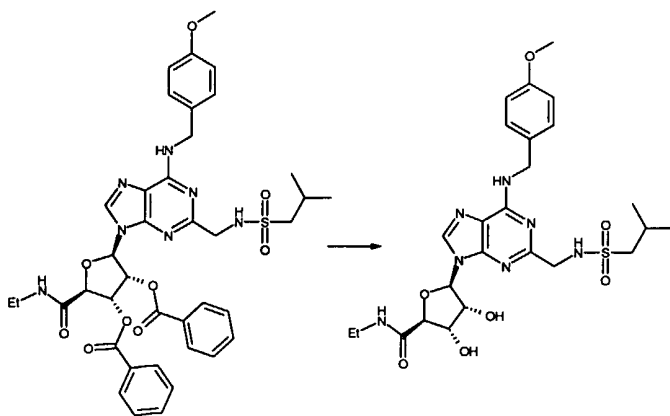
$^1\text{H-NMR}$  (DMSO- $d_6$ )  $\delta$  : 8.42 (1H, s), 8.25 (1H, m), 7.90 (1H, br m), 7.49 (1H, br m), 7.40 (4H, d), 7.29 (4H, dd), 7.18 (2H, dd), 6.00 (1H, m), 5.67 (1H, m), 5.52 (1H, m), 4.64 (2H, m), 4.13-4.35 (5H, m), 3.20 (2H, m), 2.97 (2H, d), 2.12 (1H, m), 1.06 (3H, t), 0.94 (6H, d).

15

Analysis : Found C, 57.53; H, 6.11; N, 14.94%;  $\text{C}_{31}\text{H}_{39}\text{N}_7\text{O}_6\text{S} \cdot 0.5\text{H}_2\text{O}$  requires C, 57.57; H, 6.23; N, 15.16%.

**EXAMPLE 10: (2S,3S,4R,5R)-N-Ethyl-3,4-dihydroxy-5-{2-**

20 **{[(isobutylsulfonyl)amino]methyl}-6-[(4-methoxybenzyl)amino]-9H-purin-9-yl}tetrahydro-2-furancarboxamide**



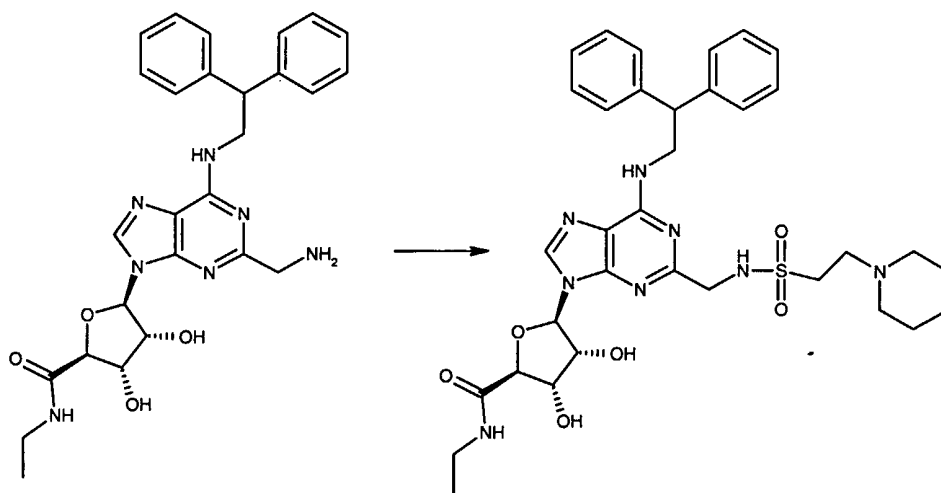
25

A solution of (2*R*,3*R*,4*S*,5*S*)-4-(benzoyloxy)-5-[(ethylamino)carbonyl]-2-{2-  
 5 {{{(isobutylsulfonyl)amino)methyl}-6-[(4-methoxybenzyl)amino]-9*H*-purin-9-  
 yl}tetrahydro-3-furanyl benzoate (Preparation 22) (40mg, 0.05mmol) in  
 methanol (2ml) was treated with potassium carbonate (28mg, 0.20mmol). The  
 mixture was stirred at room temperature for 20 minutes after which time a  
 precipitate had formed. Dichloromethane (10ml) was added to the mixture to  
 dissolve the precipitate. The mixture was then filtered and the filtrate was  
 evaporated under reduced pressure. The residue was purified by column  
 chromatography on silica gel eluting with dichloromethane : methanol (95 : 5 by  
 10 volume) to afford the title compound as a white solid (21mg).

<sup>1</sup>H-NMR (DMSO-d<sub>6</sub>) δ : 8.45 (2H, m), 8.26 (1H, m), 7.34 (3H, m), 6.84 (2H, d),  
 6.00 (1H, d), 5.69 (1H, m), 5.53 (1H, m), 4.65 (2H, m), 4.30 (1H, m), 4.18 (3H,  
 m), 3.70 (3H, s), 3.18 (1H, m), 2.85 (1H, m), 2.03 (1H, m), 1.04 (3H, t), 0.89  
 15 (6H, d).

**EXAMPLE 11: (2*S*,3*S*,4*R*,5*R*)-5-{6-[(2,2-Diphenylethyl)amino]-2-[[[2-(1-  
 piperidinyl)ethyl]sulfonyl]amino)methyl]-9*H*-purin-9-yl]-*N*-ethyl-3,4-  
 dihydroxytetrahydro-2-furancarboxamide**

20



2-Chloroethanesulfonyl chloride (0.12ml, 1.16mmol) was added to a solution of  
 (2*S*,3*S*,4*R*,5*R*)-5-{2-(aminomethyl)-6-[(2,2-diphenylethyl)amino]-9*H*-purin-9-yl}-

*N*-ethyl-3,4-dihydroxytetrahydro-2-furancarboxamide (Preparation 27) (600mg, 1.16mmol) in a mixture of pyridine (2.5ml) and acetonitrile (10ml). The reaction mixture was stirred for 1 hour at room temperature. Piperidine (1.0ml, 10mmol) was then added and the reaction mixture was heated under reflux for 16 hours.

5 The reaction mixture was then diluted with ethyl acetate (50ml) and washed with water (30ml). The ethyl acetate layer was dried (anhydrous magnesium sulphate) and evaporated under reduced pressure. The residue was purified by column chromatography on silica gel eluting with dichloromethane : methanol : ammonia (95:5:0.5 by volume) increasing in polarity to dichloromethane :

10 methanol : ammonia (90:10:1 by volume). The solvent was removed under reduced pressure and the residue repurified by column chromatography on silica gel eluting with ethyl acetate : methanol : ammonia (95 : 5 : 0.5 by volume) increasing in polarity to ethyl acetate : methanol : ammonia (90 : 10 : 1

15 was repurified by column chromatography on silica gel eluting with ethyl acetate : methanol (95:5 by volume) increasing in polarity to ethyl acetate : methanol (90:10 by volume) then ethyl acetate : methanol : ammonia (90 : 10 : 1 by volume). The solvent was removed under reduced pressure to give the title compound (21mg).

20

MS: 693 (MH<sup>+</sup>)

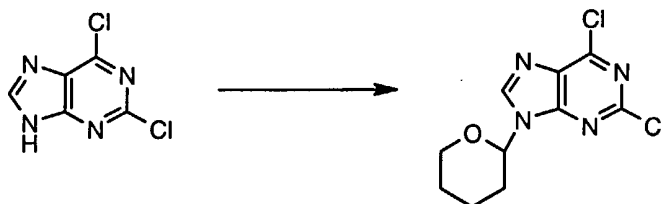
<sup>1</sup>H-NMR (CD<sub>3</sub>OD) δ : 8.30 (1H, s), 7.35-7.10 (10H, m), 6.35-6.30 (1H, m), 5.85-5.80 (1H, m), 4.55-4.50 (2H, m), 4.30 (2H, br s), 3.90 (2H, br s), 3.45-3.40 (2H, m), 3.30-3.20 (2H, m), 2.80-2.70 (1H, m), 2.65-2.55 (1H, m), 2.35-2.25 (4H, m), 1.65-1.50 (4H, m), 1.45-1.35 (2H, m), 1.10-1.05 (3H, m).

30

The following Preparations describe the preparation of certain intermediates used in the preceding Examples.

**PREPARATION 1: 2,6-Dichloro-9-tetrahydro-2H-pyran-2-yl-9H-purine**

5



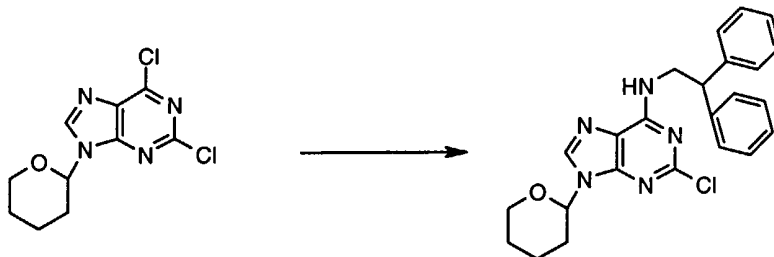
2,6-Dichloro-9H-purine (20g, 0.11mol) and 4-toluenesulphonic acid monohydrate (0.2g) were dissolved in ethyl acetate (300ml), the mixture was heated to 50°C and a solution of 2,3-dihydropyran (12.6ml, 0.14mol) in ethyl acetate (50ml) was added slowly over 30 minutes. The reaction mixture was then cooled to room temperature, water (100ml) was added and the pH of the solution was adjusted to 7 by addition of a saturated aqueous solution of sodium hydrogen carbonate. The organic layer was separated, washed sequentially with water and brine, dried over anhydrous magnesium sulphate, filtered and evaporated under reduced pressure. The residue was azeotroped from pentane (x2) to afford the title compound as a slightly impure white solid (30.9g).

20 <sup>1</sup>H-NMR (CDCl<sub>3</sub>) δ : 8.30 (1H, s), 5.75 (1H, dd), 4.25-4.15 (1H, m), 3.85-3.70 (1H, m), 2.20-1.60 (6H, m).

25



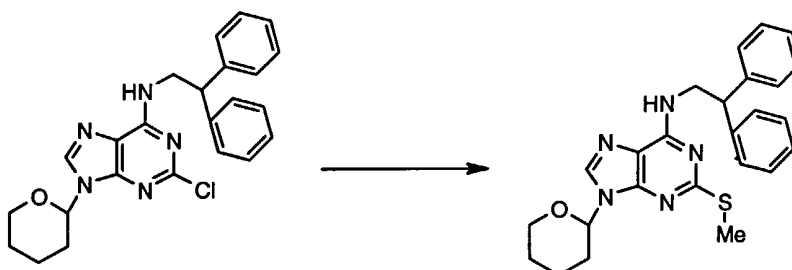
**PREPARATION 2: 2-Chloro-*N*-(2,2-diphenylethyl)-9-tetrahydro-2*H*-pyran-2-yl-9*H*-purin-6-amine**



A solution of 2,6-dichloro-9-tetrahydro-2*H*-pyran-2-yl-9*H*-purine (Preparation 1) (30.9g, 0.11mol) in isopropyl alcohol (600ml) was treated with *N*-ethyl-*N*-isopropyl-2-propanamine (47.5ml, 0.27mol) and 2,2-diphenylethylamine (24.8g, 0.13mol) and the resulting mixture was heated at reflux for 3 hours. The solvent was removed under reduced pressure and the residue was azeotroped from ethyl acetate. The residue was then purified by column chromatography on silica gel eluting with a gradient system of ethyl acetate : hexane (40 : 60 by volume) gradually changing to ethyl acetate : hexane (60 : 40 by volume) to afford the title compound as a foam (49.7g).

<sup>1</sup>H-NMR (CDCl<sub>3</sub>) δ : 7.95-7.75 (1H, br s), 7.35-7.15 (10H, m), 5.80-5.70 (1H, br s), 5.65 (1H, d), 4.35 (1H, m), 4.30-4.18 (1H, br s), 4.10 (1H, d), 3.70 (1H, t), 2.05-1.95 (2H, m), 1.95-1.80 (1H, m), 1.80-1.55 (3H, m).

**PREPARATION 3: *N*-(2,2-Diphenylethyl)-2-(methylsulfanyl)-9-tetrahydro-2*H*-pyran-2-yl-9*H*-purin-6-amine**



20

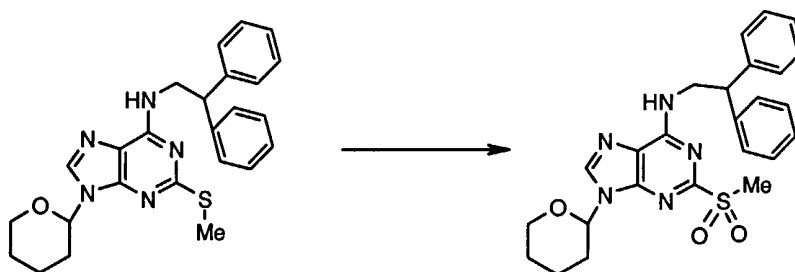
A solution of 2-chloro-*N*-(2,2-diphenylethyl)-9-tetrahydro-2*H*-pyran-2-yl-9*H*-purin-6-amine (Preparation 2) (49.7g, 0.11mol) in dry *N,N*-dimethylformamide (200ml) was treated with sodium thiomethoxide (10g, 0.14mol) and the resulting

mixture was heated under an atmosphere of nitrogen at 100°C for 90 minutes. The mixture was then stirred at room temperature for 72 hours and then reheated at 100°C for a further 2 hours. The reaction mixture was then cooled and diluted with water (1000ml). A suspension was formed which was  
5 extracted into diethyl ether (x2). The combined organic layers were washed sequentially with water and brine, dried over anhydrous magnesium sulphate, filtered and evaporated under reduced pressure. The residue was azeotroped from diethyl ether followed by pentane to afford the title compound as a foam (48.9g).

10

<sup>1</sup>H-NMR (CDCl<sub>3</sub>) δ : 7.80 (1H, s), 7.20-7.10 (10H, m), 5.70-5.55 (2H, d), 4.40-4.20 (3H, m), 4.20-4.05 (1H, m), 3.80-3.65 (1H, m), 2.60 (3H, s), 2.15-1.90 (3H, m), 1.90-1.60 (3H, m).

15 **PREPARATION 4: *N*-(2,2-Diphenylethyl)-2-(methylsulfonyl)-9-tetrahydro-2*H*-pyran-2-yl-9*H*-purin-6-amine**



A solution of Oxone (trade mark) (potassium peroxymonosulphate) (44g,  
20 71.7mmol) in water (200ml) was added drop wise over 2 hours to a solution of *N*-(2,2-diphenylethyl)-2-(methylsulfanyl)-9-tetrahydro-2*H*-pyran-2-yl-9*H*-purin-6-amine (Preparation 3) (25g, 56.2mmol) and sodium hydrogen carbonate (20g, 238mmol) in acetone (1000ml) and water (250ml). The resultant mixture was stirred at room temperature for 24 hours and filtered and the residue was  
25 washed with acetone. The acetone was removed from the filtrate under reduced pressure and the resulting aqueous residue was extracted with ethyl acetate and then dichloromethane. The combined organic layers were washed

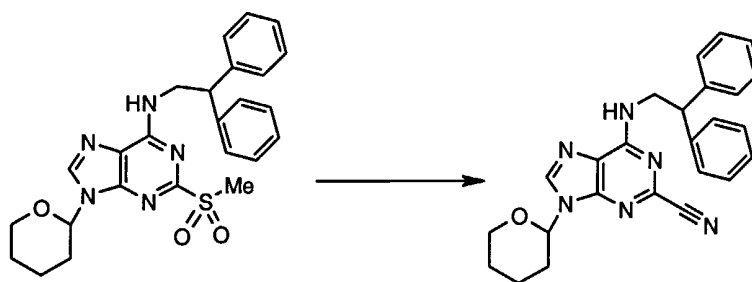
with brine, dried with anhydrous magnesium sulphate, filtered and evaporated under reduced pressure. The residue was triturated with diethyl ether, filtered, washed with diethyl ether and pentane and then dried to afford the title compound as a white solid (20.32g).

5

$^1\text{H-NMR}$  ( $\text{CDCl}_3$ )  $\delta$  : 8.00 (1H, s), 7.35-7.15 (10H, m), 6.05-5.95 (1H, br s), 5.75 (1H, d), 4.40-4.35 (1H, m), 4.35-4.20 (2H, br s), 4.15-4.05 (1H, m), 3.75 (1H, t), 3.30 (3H, s), 2.18-2.05 (1H, m), 2.05-1.98 (1H, m), 1.98-1.80 (1H, m), 1.80-1.60 (3H, m).

10

**PREPARATION 5: 6-[(2,2-Diphenylethyl)amino]-9-tetrahydro-2H-pyran-2-yl-9H-purine-2-carbonitrile**

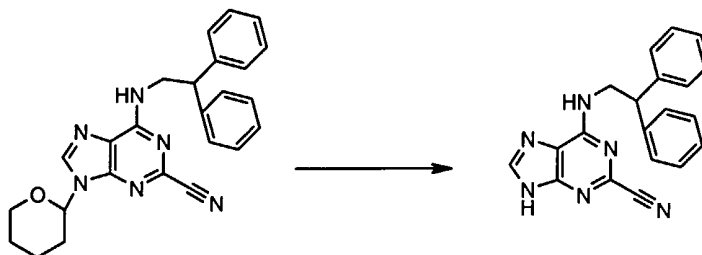


15 A solution of *N*-(2,2-diphenylethyl)-2-(methylsulfonyl)-9-tetrahydro-2H-pyran-2-yl-9H-purin-6-amine (Preparation 4) (20.1g, 42.1mmol) in dry *N,N*-dimethylformamide (100ml) was treated with potassium cyanide (5.5g, 84.6mmol) and the mixture was heated at 120°C for 24 hours under a nitrogen atmosphere. The mixture was then cooled to room temperature, diluted with  
20 water (1000ml) and stirred for a further 1 hour. The resultant solid was slowly filtered and washed several times with water. The solid was dissolved in dichloromethane and the resulting solution washed with water, dried with anhydrous magnesium sulphate, filtered and evaporated under reduced pressure. The residue was azeotroped from diethyl ether twice to afford the  
25 title compound as an oil (17g).

$^1\text{H-NMR}$  ( $\text{CDCl}_3$ )  $\delta$  : 8.00 (1H, s), 7.40-7.20 (10H, m), 6.00-5.75 (1H, br s), 5.70

(1H, d), 4.40-4.20 (3H, m), 4.20-4.10 (1H, m), 3.80-3.70 (1H, m), 2.20-1.90 (3H, m), 1.90-1.60 (3H, m).

**PREPARATION 6: 6-[(2,2-Diphenylethyl)amino]-9H-purine-2-carbonitrile**



A solution of 6-[(2,2-diphenylethyl)amino]-9-tetrahydro-2H-pyran-2-yl-9H-purine-2-carbonitrile (Preparation 5) (17.0g, 40.1mmol) in ethanol (850ml) was treated with hydrochloric acid (2N, 50ml) and the mixture was stirred at room temperature for 24 hours. The solvent was removed under reduced pressure and the residue was azeotroped from ethanol twice. The residue was triturated with diethyl ether and the resulting solid was filtered, washed with diethyl ether and pentane and dried to afford the title compound as a solid (14.3g).

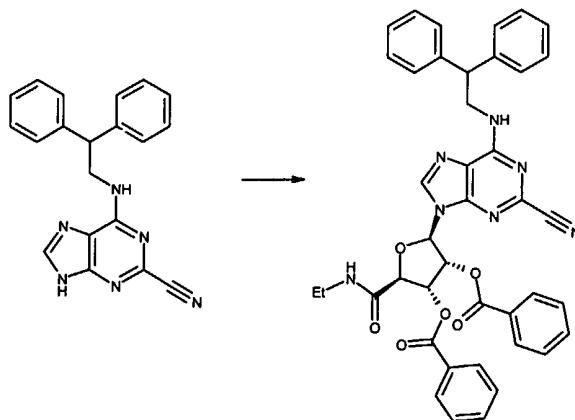
15 MS: 341 (MH<sup>+</sup>)

<sup>1</sup>H-NMR (DMSO-d<sub>6</sub>) δ : 8.30 (1H, s), 8.05-8.20 (1H, br s), 7.10-7.40 (10H, m), 4.40-4.60 (1.4H, m), 4.00-4.20 (1.6H, m).

20

25

**PREPARATION 7: (2*S*,3*S*,4*R*,5*R*)-4-(Benzoyloxy)-5-{2-cyano-6-[(2,2-diphenylethyl)amino]-9*H*-purin-9-yl}-2-[(ethylamino)carbonyl]tetrahydro-3-furanyl benzoate**



5

A mixture of 6-[(2,2-diphenylethyl)amino]-9*H*-purine-2-carbonitrile (Preparation 6) (5.00g, 14.7mmol), (2*S*,3*R*,4*R*)-5-(acetyloxy)-4-(benzoyloxy)-2-[(ethylamino)carbonyl]tetrahydro-3-furanyl benzoate (Preparation 26) (6.50g, 14.7mmol) and iodine (0.38g, 15.0mmol) was heated at 150°C under reduced pressure for 2.5 hours and then left to stand at room temperature for 18 hours. The residue was purified by column chromatography on silica gel eluting with a gradient system of ethyl acetate : pentane (40 : 60 by volume) gradually changing to pure ethyl acetate to afford the title compound as a foam (4.95g).

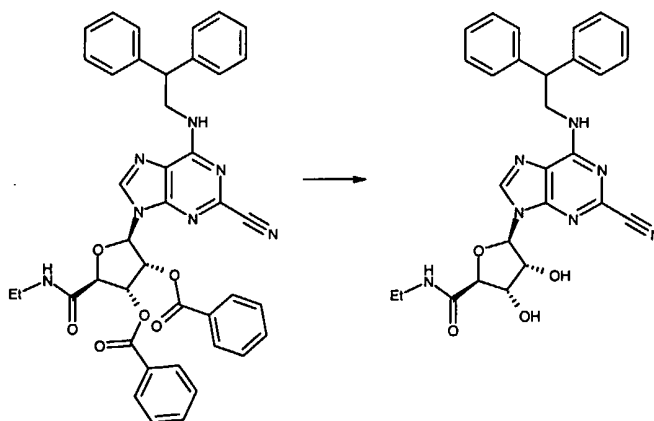
15

<sup>1</sup>H-NMR (CDCl<sub>3</sub>) δ : 8.12 (3H, m), 7.79 (3H, m), 7.63 (1H, m), 7.50 (3H, m), 7.16-7.38 (11H, m), 6.35 (2H, m), 6.10 (1H, t), 6.03 (1H, d), 4.94 (1H, m), 4.35 (3H, m), 3.57 (2H, m), 1.30 (3H, t).

20

25

**PREPARATION 8: (2*S*,3*S*,4*R*,5*R*)-5-{2-Cyano-6-[(2,2-diphenylethyl)amino]-9*H*-purin-9-yl}-*N*-ethyl-3,4-dihydroxytetrahydro-2-furancarboxamide**



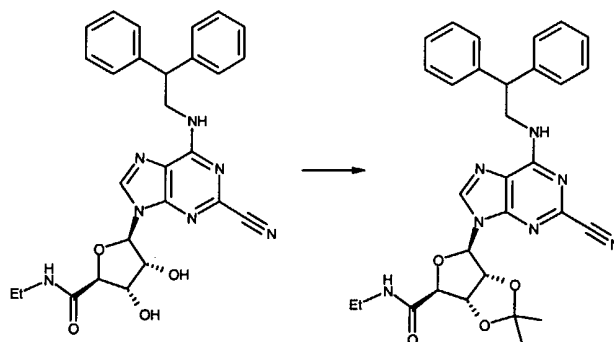
5

A solution of (2*S*,3*S*,4*R*,5*R*)-4-(benzoyloxy)-5-{2-cyano-6-[(2,2-diphenylethyl)amino]-9*H*-purin-9-yl}-2-[(ethylamino)carbonyl]tetrahydro-3-furanyl benzoate (Preparation 7) (4.75g, 6.59mmol) in ethanol (200ml) was saturated with ammonia gas and stirred at room temperature for 18 hours. The solvent was removed under reduced pressure and the residue was purified by column chromatography on silica gel eluting with a gradient system of dichloromethane : methanol (95 : 5 by volume) gradually changing to dichloromethane : methanol (90 : 10 by volume) to afford the title compound as a solid (2.80g).

15 <sup>1</sup>H-NMR (DMSO-*d*<sub>6</sub>) δ : 8.65 (1H, s), 8.54 (1H, br t), 8.18 (1H, br m), 7.13-7.42 (10H, m), 5.98 (1H, m), 5.65 (1H, m), 5.57 (1H, m), 4.59 (2H, m), 4.32 (1H, m), 4.08-4.28 (3H, m), 3.20 (2H, m), 1.05 (3H, t).

20

**PREPARATION 9: (3a*S*,4*S*,6*R*,6a*R*)-6-{2-Cyano-6-[(2,2-diphenylethyl)amino]-9*H*-purin-9-yl}-*N*-ethyl-2,2-dimethyltetrahydrofuro[3,4-*d*][1,3]dioxole-4-carboxamide**



5

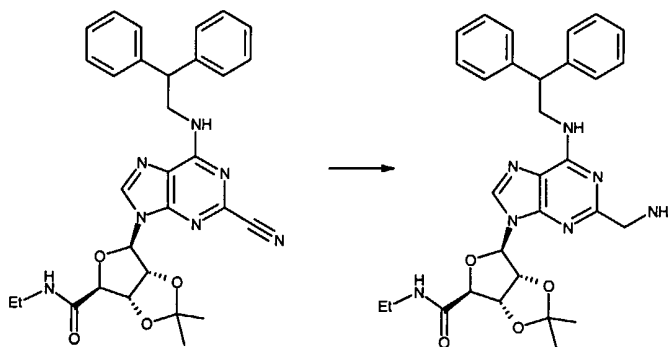
A suspension of (2*S*,3*S*,4*R*,5*R*)-5-{2-cyano-6-[(2,2-diphenylethyl)amino]-9*H*-purin-9-yl}-*N*-ethyl-3,4-dihydroxytetrahydro-2-furancarboxamide (Preparation 8) (2.80g, 5.46mmol) and 2,2-dimethoxypropane (8.93g, 85.87mmol) in acetone  
 10 (70ml) was treated with 10-camphorsulphonic acid (1.33g, 5.73mmol). The resulting solution was stirred at room temperature for 3 hours. The solvent was removed under reduced pressure and the residue was purified by column chromatography on silica gel eluting with a gradient system of diethyl ether : dichloromethane : ethyl acetate (66 : 44 : 0 by volume) gradually changing to  
 15 (100 : 0 : 0 by volume) and then to (0 : 0 : 100 by volume). The residue was then dissolved in a mixture of diethyl ether and ethyl acetate and the resulting solution was washed sequentially with saturated aqueous sodium hydrogen carbonate, water and brine. The organic phase was separated, dried over anhydrous magnesium sulphate, filtered and evaporated under reduced  
 20 pressure to afford the title compound as a solid (2.85g).

MS : 554 (MH<sup>+</sup>)

<sup>1</sup>H-NMR (CDCl<sub>3</sub>) δ : 7.85 (1H, s), 7.20-7.40 (10H, m), 6.82 (1H, m), 6.00 (2H, m), 5.26 (2H, m), 4.75 (1H, m), 4.33 (3H, m), 3.28 (2H, m), 1.63 (3H, s), 1.39 (3H, s), 1.02 (3H, t).

25

**PREPARATION 10: (3a*S*,4*S*,6*R*,6a*R*)-6-{2-(Aminomethyl)-6-[(2,2-diphenylethyl)amino]-9*H*-purin-9-yl]-*N*-ethyl-2,2-dimethyltetrahydrofuro[3,4-*d*][1,3]dioxole-4-carboxamide**



5

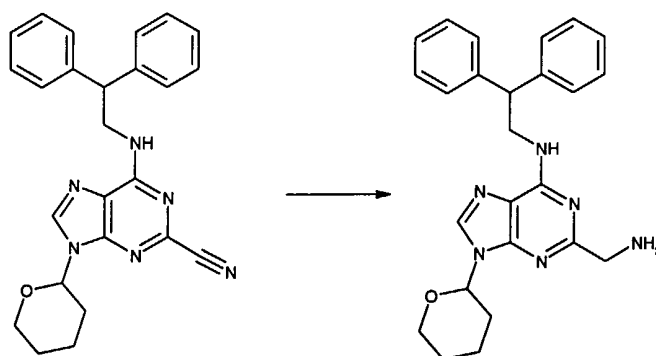
A solution of (3a*S*,4*S*,6*R*,6a*R*)-6-{2-cyano-6-[(2,2-diphenylethyl)amino]-9*H*-purin-9-yl}-*N*-ethyl-2,2-dimethyltetrahydrofuro[3,4-*d*][1,3]dioxole-4-carboxamide  
 10 (Preparation 9) (2.70g, 4.88mmol) in ethanol (150ml) was saturated with ammonia gas, treated with 5% w/w palladium on charcoal (1.00g), pressurised to 1034 kPa (150psi) with hydrogen in a sealed vessel and stirred at room temperature for 18 hours. TLC analysis indicated some starting material remaining and so further 5% w/w palladium on charcoal (1.00g) was added and  
 15 the solution was again pressurised to 1034 kPa (150psi) with hydrogen in a sealed vessel and stirred at room temperature for 24 hours. The mixture was then filtered through a pad of Arbocel (trade mark) and the filtrate was evaporated under reduced pressure. The residue was purified by column chromatography on silica gel eluting with a gradient system of dichloromethane  
 20 : methanol (95 : 5 by volume) gradually changing to dichloromethane : methanol (90 : 10 by volume) to afford the title compound as a foam (2.50g).

MS : 558 (MH<sup>+</sup>)



<sup>1</sup>H-NMR (CDCl<sub>3</sub>) δ : 7.71 (1H, br s), 7.14-7.40 (10H, m), 6.08 (1H, m), 6.00 (1H, t), 5.66 (2H, m), 5.47 (1H, d), 4.66 (1H, s), 4.33 (3H, m), 3.95 (2H, m), 2.98 (1H, m), 2.71 (1H, m), 2.40 (2H, br m), 1.62 (3H, s), 1.41 (3H, s), 0.63 (3H, t).

5 **PREPARATION 11: *N*-[2-(Aminomethyl)-9-tetrahydro-2*H*-pyran-2-yl]-9*H*-purin-6-yl]-*N*-(2,2-diphenylethyl)amine**



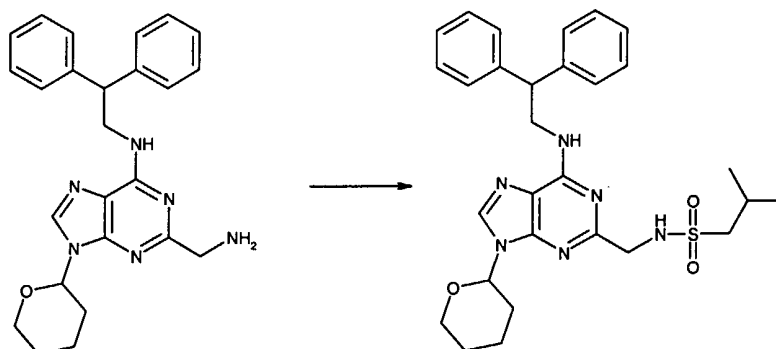
10 A solution of 6-[(2,2-diphenylethyl)amino]-9-tetrahydro-2*H*-pyran-2-yl-9*H*-purine-2-carbonitrile (Preparation 5) (5.70g, 13.18mmol) in ethanol (200ml) was saturated with ammonia gas, treated with Pearlmann's catalyst (1.00g), pressurised to 414 kPa (60psi) with hydrogen in a sealed vessel and stirred at room temperature for 30 hours. The mixture was filtered through a pad of  
 15 Arbocel (trade mark) and the solvent was removed under reduced pressure. The residue was azeotroped from dichloromethane (x2) and then purified by column chromatography on silica gel eluting with dichloromethane : methanol (95 : 5 by volume) gradually changing to dichloromethane : methanol : 0.88 ammonia (90 : 10 : 0.5 by volume) to afford the title compound (4.34g).

20

MS: 429 (MH<sup>+</sup>)

<sup>1</sup>H-NMR (CDCl<sub>3</sub>) δ : 7.84 (1H, s), 7.14-7.36 (10H, m), 5.70 (1H, d), 5.60 (1H, br s), 4.20-4.42 (3H, m), 4.14 (1H, d), 3.95 (2H, s), 3.78 (1H, t), 1.90-2.20 (5H, m),  
 25 1.50-1.88 (3H, m).

**PREPARATION 12: *N*-({6-[(2,2-Diphenylethyl)amino]-9-tetrahydro-2*H*-pyran-2-yl-9*H*-purin-2-yl)methyl)-2-methyl-1-propanesulfonamide**



5

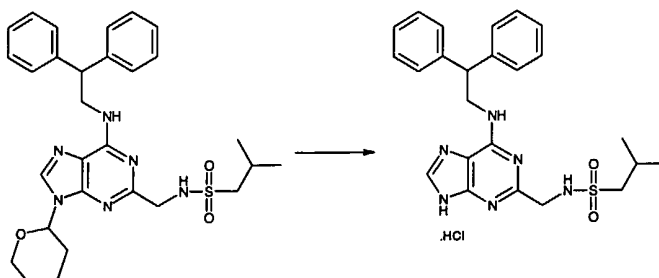
A solution of *N*-[2-(aminomethyl)-9-tetrahydro-2*H*-pyran-2-yl-9*H*-purin-6-yl]-*N*-(2,2-diphenylethyl)amine (Preparation 11) (3.70g, 8.63mmol) and triethylamine (2.20g, 21.78mmol) in dry dichloromethane (20ml) was treated with 2-methyl-1-propanesulfonyl chloride (*J. Prakt. Chem.*, 1979, **321**, 107-111) (1.48g, 9.46mmol) and the mixture was stirred at room temperature for 18 hours. TLC analysis indicated some starting material still remained and so further 2-methyl-1-propanesulfonyl chloride (0.2g, 1.28mmol) was added and the mixture was stirred at room temperature for 1 hour. The solvent was removed under reduced pressure and the residue was purified by column chromatography on silica gel eluting with dichloromethane : methanol (98 : 2 by volume) to afford the title compound as a foam (4.4g).

MS: 549 (MH<sup>+</sup>)

<sup>1</sup>H-NMR (CDCl<sub>3</sub>) δ : 7.86 (1H, s), 7.16-7.36 (10H, m), 5.74 (1H, br s), 5.64 (1H, d), 5.57 (1H, t), 4.18-4.46 (5H, m), 4.14 (1H, d), 3.77 (1H, t), 2.92 (2H, d), 2.28 (1H, m) 1.92-2.10 (3H, m), 1.58-1.88 (3H, m), 1.03 (6H, d).

25

**PREPARATION 13 : *N*-({6-[(2,2-Diphenylethyl)amino]-9*H*-purin-2-yl)methyl}-2-methyl-1-propanesulfonamide hydrochloride**

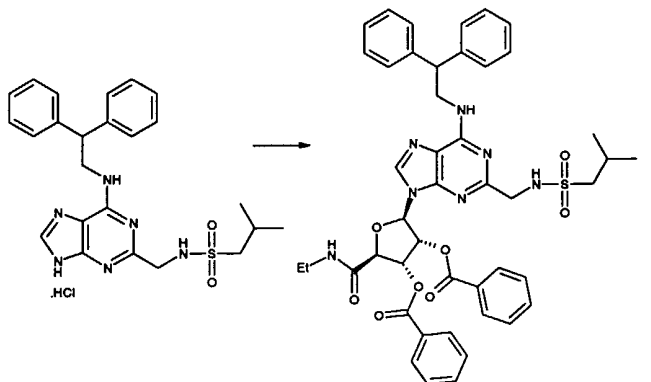


5

A solution of *N*-({6-[(2,2-diphenylethyl)amino]-9-tetrahydro-2*H*-pyran-2-yl-9*H*-purin-2-yl)methyl}-2-methyl-1-propanesulfonamide (Preparation 12) (4.30g, 7.84mmol) in ethanol (100ml) was heated to 37°C and then treated with hydrochloric acid (2*N*, 15ml). The mixture was left to stand at room temperature  
10 for 18 hours, after which time a crystalline precipitate was filtered off, washed with ethanol (10ml) and dried to afford the title compound as a solid (3.0g).

<sup>1</sup>H-NMR (DMSO-*d*<sub>6</sub>) δ : 8.48 (1H, br s), 7.75 (1H, br s), 7.37 (4H, d), 7.27 (4H, dd), 7.16 (2H, dd), 4.56 (1H, t), 4.20-4.40 (4H, m), 2.95 (2H, d), 2.10 (1H, m),  
15 0.95 (6H, d).

**PREPARATION 14 : (2*R*,3*R*, 4*S*, 5*S*)-4-(Benzoyloxy)-2-(6-[(2,2-diphenylethyl)amino]-2-[[[(isobutylsulfonyl)amino]methyl]-9*H*-purin-9-yl)-5-[(ethylamino)carbonyl]tetrahydro-3-furanyl benzoate**



20

A suspension of *N*-({6-[(2,2-diphenylethyl)amino]-9*H*-purin-2-yl)methyl)-2-methyl-1-propanesulfonamide hydrochloride (Preparation 13) (0.25g, 0.50mmol) in 1,1,1,3,3,3-hexamethyldisilazane (10ml) was heated under reflux under a nitrogen atmosphere for 90 minutes until a solution was obtained. The solution was allowed to cool to room temperature and the solvent was removed under reduced pressure. The residue was azeotroped from dichloromethane and then acetonitrile. The residue was dissolved in acetonitrile (5ml) and treated with a solution of (2*S*,3*R*,4*R*)-5-(acetyloxy)-4-(benzoyloxy)-2-[(ethylamino)carbonyl]tetrahydro-3-furanyl benzoate (Preparation 26) (0.26g, 0.59mmol) in acetonitrile (5ml) and trimethylsilyl trifluoromethanesulfonate (0.1ml, 0.59mmol). The resulting solution was then stirred at room temperature under a nitrogen atmosphere for 18 hours. The mixture was diluted with ethyl acetate (20ml) and washed with a saturated aqueous solution of sodium hydrogen carbonate. The organic layer was separated, washed with brine, dried over anhydrous magnesium sulphate, filtered and evaporated under reduced pressure. The residue was purified by column chromatography on silica gel eluting with a gradient system of dichloromethane : methanol (99.5 : 0.5 by volume) gradually changing to dichloromethane : methanol (99 : 1 by volume) to afford the title compound as a white foam (0.29g).

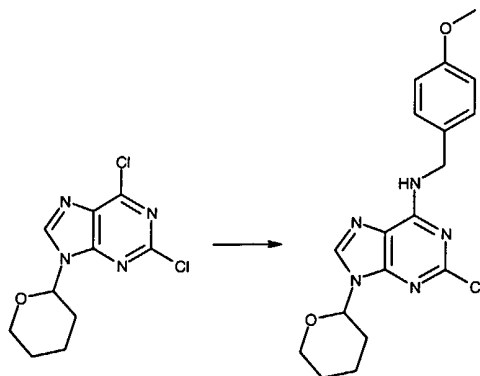
20

MS: 846 (MH<sup>+</sup>), 868 (MNa<sup>+</sup>)

<sup>1</sup>H-NMR (CDCl<sub>3</sub>) δ : 8.05 (2H, d), 7.94 (1H, br s), 7.84 (2H, d), 7.60 (1H, dd), 7.54 (1H, dd), 7.46 (2H, dd), 7.20-7.40 (11H, m), 7.00 (1H, m), 6.33 (3H, m), 5.92 (1H, m), 5.75 (1H, m), 4.92 (1H, d), 4.20-4.52 (5H, m), 3.47 (1H, m), 3.33 (1H, m), 2.97 (2H, m), 2.29 (1H, m), 1.15 (3H, t), 1.06 (6H, d).

30

**PREPARATION 15: 2-Chloro-N-(4-methoxybenzyl)-9-tetrahydro-2H-pyran-2-yl-9H-purin-6-amine**



5

A suspension of 2,6-dichloro-9-tetrahydro-2H-pyran-2-yl-9H-purine (Preparation 1) (30.0g, 110mmol) in propan-2-ol (600ml) was treated with 4-methoxybenzylamine (15.8ml, 121mmol) and N,N-diisopropylethylamine (45.6ml, 264mmol). The resulting mixture was heated to 60° C at which point a solution was obtained. During the following 30 minutes a white solid precipitated from the reaction mixture. After cooling the mixture to room temperature, the precipitate was filtered off and washed with propan-2-ol to afford the title compound as a white solid (36.3g).

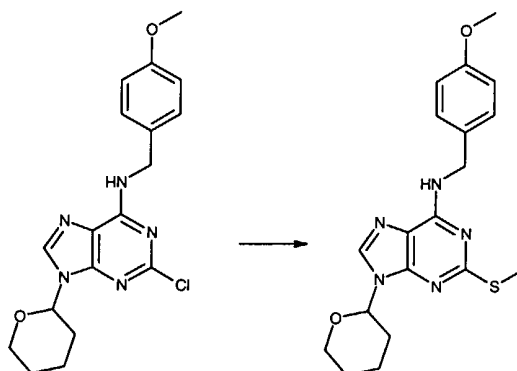
15 MS: 374 (MH<sup>+</sup>)

<sup>1</sup>H-NMR (CDCl<sub>3</sub>) δ : 7.90 (1H, s), 7.28 (2H, d), 6.97 (2H, d), 6.24 (1H, br m), 5.69 (1H, dd), 4.78 (2H, br m), 4.15 (1H, dd), 3.77 (4H, m), 1.40-2.16 (6H, m).

20

25

**PREPARATION 16: *N*-(4-Methoxybenzyl)-2-(methylsulfanyl)-9-tetrahydro-2*H*-pyran-2-yl-9*H*-purin-6-amine**

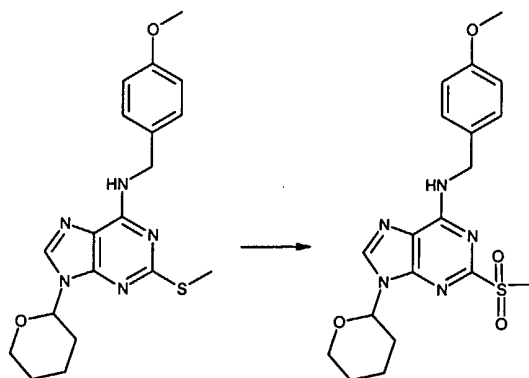


- 5 A suspension of 2-chloro-*N*-(4-methoxybenzyl)-9-tetrahydro-2*H*-pyran-2-yl-9*H*-purin-6-amine (Preparation 15) (37.4g, 100mmol) in *N,N*-dimethylformamide (150ml) was treated with sodium methanethiolate (8.75g, 125mmol) and the mixture was heated at 100°C under a nitrogen atmosphere for 17 hours. TLC analysis showed that some starting material still remained and so further
- 10 sodium methanethiolate (3.5g, 50mmol) was added and the mixture was heated at 100°C for 1 hour. The mixture was cooled and the solvent was removed under reduced pressure. The residue was partitioned between dichloromethane and water. The organic phase was separated, washed sequentially with water and brine, dried over anhydrous magnesium sulphate,
- 15 filtered and evaporated under reduced pressure to afford the title compound as a white solid (40.5g).

MS: 386 (MH<sup>+</sup>), 408 (MNa<sup>+</sup>)

- 20 <sup>1</sup>H-NMR (CDCl<sub>3</sub>) δ : 7.79 (1H, s), 7.28 (2H, d), 6.85 (2H, d), 6.10 (1H, br m), 5.64 (1H, dd), 4.78 (2H, br m), 4.13 (1H, dd), 3.77 (4H, m), 2.58 (3H, s), 1.60-2.17 (6H, m).

**PREPARATION 17: *N*-(4-Methoxybenzyl)-2-(methylsulfonyl)-9-tetrahydro-2*H*-pyran-2-yl-9*H*-purin-6-amine**



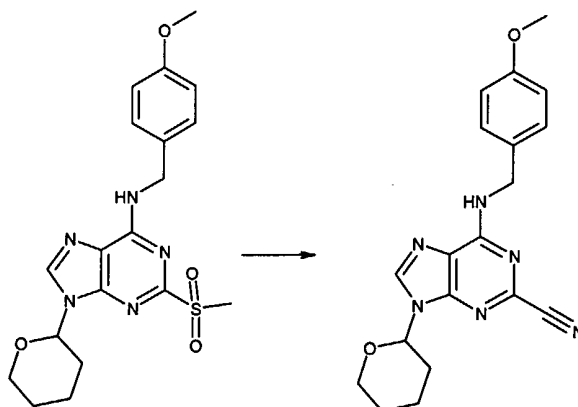
5

A solution of oxone (trade mark) (potassium peroxymonosulphate) (82.93g, 135mmol) in water (400ml) was added dropwise over 1 hour to a stirred suspension of *N*-(4-methoxybenzyl)-2-(methylsulfanyl)-9-tetrahydro-2*H*-pyran-2-yl-9*H*-purin-6-amine (Preparation 16) (40g, 104mmol) and sodium hydrogen carbonate (32g, 381mmol) in mixture of acetone (1000 ml) and water (50ml). The resulting mixture was stirred at room temperature for 48 hours and filtered and the residue was washed with acetone. The acetone was removed from the filtrate under reduced pressure and the resulting aqueous residue was extracted with dichloromethane. The organic phase was separated, washed with brine, dried over anhydrous magnesium sulphate, filtered and evaporated to afford the title compound as a cream foam (39.28g).

MS: 418 (MH<sup>+</sup>), 440 (MNa<sup>+</sup>)

<sup>1</sup>H-NMR (CDCl<sub>3</sub>) δ : 8.07 (1H, s), 7.29 (2H, d), 6.86 (2H, d), 6.51 (1H, br m), 5.78 (1H, dd), 4.78 (2H, br m), 4.16 (1H, dd), 3.80 (4H, m), 3.33 (3H, s), 1.60-2.20 (6H, m).

25

**PREPARATION 18: 6-[(4-Methoxybenzyl)amino]-9-tetrahydro-2H-pyran-2-yl-9H-purine-2-carbonitrile**

5

A solution of *N*-(4-methoxybenzyl)-2-(methylsulfonyl)-9-tetrahydro-2*H*-pyran-2-yl-9*H*-purin-6-amine (Preparation 17) (20.0g, 47.9mmol) in *N,N*-dimethylformamide (100ml) was treated with potassium cyanide (6.24g, 95.8mmol) and the resulting mixture was heated at 100°C under a nitrogen atmosphere for 48 hours. The mixture was then cooled to room temperature, diluted with water (1000ml) and stirred for 2 hours. The resulting solid was filtered off and washed with water several times. The solid was then dissolved in dichloromethane and washed sequentially with water and brine. The organic layer was separated, dried over anhydrous magnesium sulphate, filtered and evaporated under reduced pressure. The resulting solid was triturated with diethyl ether to afford the title compound as a light brown solid (14.76g).

MS: 365 (MH<sup>+</sup>)

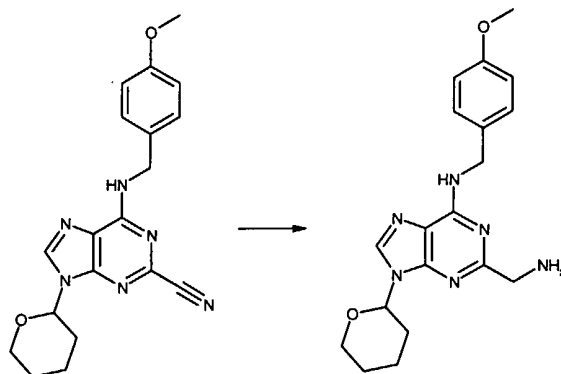
20

<sup>1</sup>H-NMR (CDCl<sub>3</sub>) δ : 8.04 (1H, s), 7.27 (2H, d), 6.86 (2H, d), 6.28 (1H, br m), 5.70 (1H, dd), 4.75 (2H, br m), 4.17 (1H, dd), 3.80 (4H, m), 1.60-2.20 (6H, m).

25



**PREPARATION 19: 2-(Aminomethyl)-N-(4-methoxybenzyl)-9-tetrahydro-2H-pyran-2-yl-9H-purin-6-amine**



5

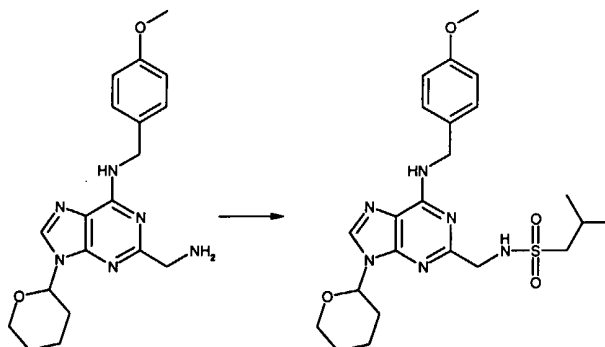
A suspension of 6-[(4-methoxybenzyl)amino]-9-tetrahydro-2H-pyran-2-yl-9H-purine-2-carbonitrile (Preparation 18) (3.20g, 8.78mmol) in ethanol (250ml) was saturated with ammonia gas and heated gently until a solution was achieved. This solution was then treated with Raney (trade mark) nickel (0.64g),  
10 pressurised to 414 kPa (60psi) with hydrogen in a sealed vessel and stirred at 60°C for 18 hours. TLC analysis showed that some starting material still remained and so further Raney (trade mark) nickel (0.15g) was added and the mixture again pressurised to 414 kPa (60psi) with hydrogen in a sealed vessel and stirred at 60°C for 18 hours. The mixture was cooled and filtered through a  
15 pad of Arbocel (trade mark) and the solvent was removed under reduced pressure. The residue was azeotroped with dichloromethane (x2) and then purified by column chromatography on silica gel eluting with dichloromethane : methanol : 0.88 ammonia (97 : 2.5 : 0.5 by volume) to afford the title compound as a cream foam (1.65g).

20

MS: 369 (MH<sup>+</sup>)

<sup>1</sup>H-NMR (CDCl<sub>3</sub>) δ : 7.89 (1H, s), 7.28 (2H, d), 6.85 (2H, d), 6.00 (1H, br s), 5.72 (1H, dd), 4.80 (2H, br m), 4.16 (1H, dd), 3.98 (2H, d), 3.76 (4H, m), 2.33 (2H, br  
25 m), 1.60-2.15 (6H, m).

**PREPARATION 20: *N*-({6-[(4-Methoxybenzyl)amino]-9-tetrahydro-2*H*-pyran-2-yl-9*H*-purin-2-yl)methyl)-2-methyl-1-propanesulfonamide**



5

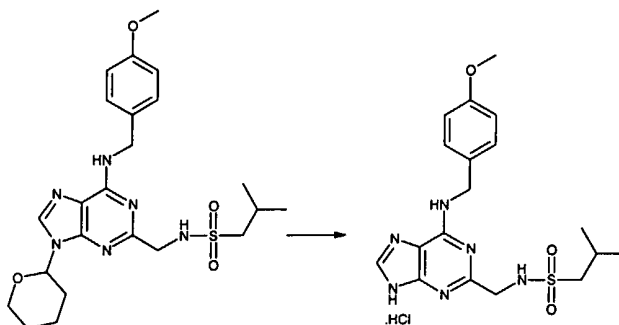
A solution of 2-methyl-1-propanesulfonyl chloride (*J. Prakt. Chem.*, 1979, **321**, 107-111) (0.84g, 5.36mmol) in dichloromethane (10ml) was added slowly to a solution of 2-(aminomethyl)-*N*-(4-methoxybenzyl)-9-tetrahydro-2*H*-pyran-2-yl-9*H*-purin-6-amine (Preparation 19) (1.65g, 4.48mmol) and triethylamine (1.25ml, 8.96mmol) in dry dichloromethane (20ml) and the resulting mixture was stirred at room temperature under a nitrogen atmosphere for 2 hours. The mixture was washed sequentially with saturated aqueous sodium hydrogen carbonate and brine, dried over anhydrous magnesium sulphate, filtered and evaporated under reduced pressure. The residue was purified by column chromatography on silica gel eluting with dichloromethane : methanol (99 : 1 by volume) to afford the title compound as a pale yellow foam (1.55g).

MS: 489 (MH<sup>+</sup>)

<sup>1</sup>H-NMR (CDCl<sub>3</sub>) δ : 7.92 (1H, s), 7.25 (2H, d), 6.84 (2H, d), 6.16 (1H, br s), 5.68 (1H, dd), 5.60 (1H, t), 4.73 (2H, br m), 4.40 (2H, d), 4.15 (1H, dd), 3.78 (4H, m), 2.97 (2H, d), 2.25 (1H, m), 2.05 (3H, m), 1.78 (3H, m), 1.04 (6H, d).

25

**PREPARATION 21: *N*-({6-[(4-Methoxybenzyl)amino]-9*H*-purin-2-yl)methyl}-2-methyl-1-propanesulfonamide hydrochloride**



5

A solution of *N*-({6-[(4-methoxybenzyl)amino]-9-tetrahydro-2*H*-pyran-2-yl-9*H*-purin-2-yl)methyl}-2-methyl-1-propanesulfonamide (Preparation 20) (1.55g, 3.17mmol) in ethanol (100ml) was treated with hydrochloric acid (2*N*, 4.5ml). The mixture was stirred at room temperature for 18 hours, after which time a  
10 crystalline precipitate was filtered off, washed with ethanol and dried to afford the title compound as a white solid (1.03g).

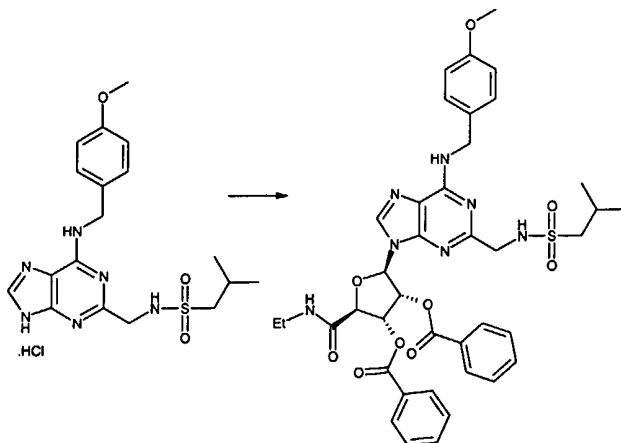
MS: 405 (MH<sup>+</sup>), 427 (MNa<sup>+</sup>)

15 <sup>1</sup>H-NMR (DMSO-d<sub>6</sub>) δ : 8.54 (1H, br s), 7.68 (1H, br m), 7.35 (2H, d), 6.87 (2H, d), 4.80 (2H, br m), 4.31 (2H, d), 3.72 (3H, s), 2.91 (2H, d), 2.06 (1H, m), 0.93 (6H, d).

20

25

**PREPARATION 22: (2R,3R,4S,5S)-4-(Benzoyloxy)-5-[(ethylamino)carbonyl]-2-{2-[[[(isobutylsulfonyl)amino]methyl]-6-[(4-methoxybenzyl)amino]-9H-purin-9-yl]}tetrahydro-3-furanyl benzoate**



5

A suspension of *N*-((6-[(4-methoxybenzyl)amino]-9*H*-purin-2-yl)methyl)-2-methyl-1-propanesulfonamide hydrochloride (Preparation 21) (0.25g, 0.57mmol) in 1,1,1,3,3,3-hexamethyldisilazane (10ml) was heated at reflux  
 10 under a nitrogen atmosphere for 90 minutes until a solution was obtained. The solution was allowed to cool to room temperature and the solvent was removed under reduced pressure. The residue was azeotroped from dichloromethane and then acetonitrile. The residue was dissolved in acetonitrile (5ml) and treated with a solution of (2*S*,3*R*,4*R*)-5-(acetyloxy)-4-(benzoyloxy)-2-  
 15 [(ethylamino)carbonyl]tetrahydro-3-furanyl benzoate (Preparation 26) (0.30g, 0.68mmol) in acetonitrile (5ml) and trimethylsilyl trifluoromethanesulfonate (0.12ml, 0.68mmol). The resulting solution was stirred at room temperature under a nitrogen atmosphere for 19 hours. TLC analysis showed that some starting material still remained and so further trimethylsilyl  
 20 trifluoromethanesulfonate (0.03ml, 0.17mmol) added and the stirring continued for 3 hours. The mixture was diluted with ethyl acetate (20ml) and washed with saturated aqueous sodium hydrogen carbonate. The organic layer was separated, washed with brine, dried over anhydrous magnesium sulphate, filtered and evaporated under reduced pressure. The residue was purified by

column chromatography on silica gel eluting with a gradient system of dichloromethane : methanol (99.5 : 0.5 by volume) gradually changing to dichloromethane : methanol (99 : 1 by volume) to afford the title compound as a white foam (245mg).

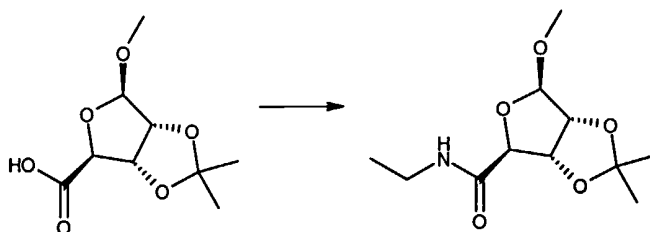
5

MS: 786 (MH<sup>+</sup>), 808 (MNa<sup>+</sup>)

<sup>1</sup>H-NMR (CDCl<sub>3</sub>) δ : 8.06 (2H, d), 8.00 (1H, s), 7.84 (2H, d), 7.61 (1H, dd), 7.53 (1H, dd), 7.45 (2H, dd), 7.33 (4H, m), 7.05 (1H, m), 6.89 (2H, d), 6.26 (4H, m),  
10 5.71 (1H, t), 4.93 (1H, d), 4.75 (2H, br m), 4.44 (2H, d), 3.80 (3H, s), 3.47 (1H, m), 3.34 (1H, m), 2.91 (2H, t), 2.27 (1H, m), 1.15 (3H, t), 1.04 (6H, d).

**PREPARATION 23: (3a*S*,4*S*,6*R*,6a*R*)-*N*-Ethyl-6-methoxy-2,2-dimethyltetrahydrofuro[3,4-*d*][1,3]dioxole-4-carboxamide**

15



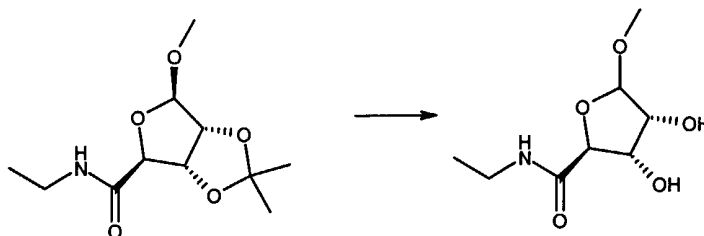
Oxalyl chloride (14.0ml, 160mmol) was added dropwise to a stirred solution of  
20 (3a*R*,4*S*,6*R*,6a*R*)-6-methoxy-2,2-dimethyltetrahydrofuro[3,4-*d*][1,3]dioxole-4-carboxylic acid (*J. Amer. Chem. Soc.*, 1958, **80**, 5168-5173) (23.30g, 107mmol) in anhydrous dichloromethane (120ml) and *N,N*-dimethylformamide (2 drops) and the mixture was stirred at room temperature for 3 hours until gas evolution had ceased. TLC analysis showed that some starting material still remained  
25 therefore further *N,N*-dimethylformamide (2 drops) was added and the stirring was continued for 1 hour. The solvent was removed under reduced pressure and the residue azeotroped with anhydrous dichloromethane (x2). The residue was then dissolved in anhydrous dichloromethane (200ml) and the resulting

solution was treated dropwise with ethylamine (2M in tetrahydrofuran, 140ml, 280mmol). This solution was left to stand at room temperature for 48 hours. Diethyl ether (250ml) was added and the mixture was stirred for 15 minutes, filtered and evaporated under reduced pressure. The residue was purified by  
5 column chromatography on silica gel eluting with a gradient system of dichloromethane : ethyl acetate (100 : 0 by volume) gradually changing to dichloromethane : ethyl acetate (44 : 66 by volume) to afford the title compound as a yellow solid (24.70g).

10 MS : 246 (MH<sup>+</sup>)

<sup>1</sup>H-NMR (CDCl<sub>3</sub>) δ : 6.53 (1H, br m), 5.12 (1H, dd), 5.07 (1H, d), 4.60 (1H, d), 4.54 (1H, dd), 3.46 (3H, s), 3.32 (2H, m), 1.51 (3H, s), 1.34 (3H, s), 1.15 (3H, t).

15 **PREPARATION 24: (2S,3S,4R)-N-Ethyl-3,4-dihydroxy-5-methoxytetrahydro-2-furancarboxamide**



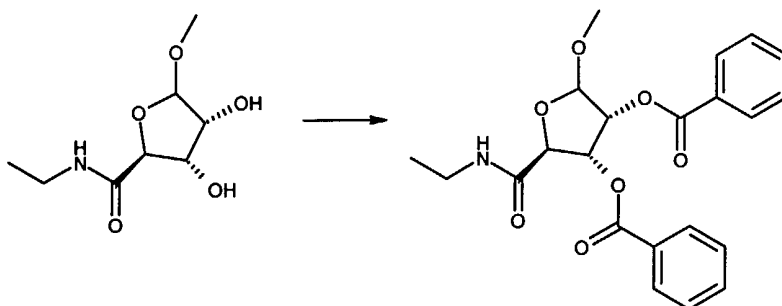
A solution of (3aS,4S,6R,6aR)-N-ethyl-6-methoxy-2,2-  
20 dimethyltetrahydrofuro[3,4-d][1,3]dioxole-4-carboxamide (Preparation 23) (24.60g, 100mmol) and pyridinium *p*-toluenesulphonate (2.50g, 10mmol) in methanol (500ml) was heated at reflux for 18 hours. NMR analysis showed that some starting material still remained. The solvent was evaporated under reduced pressure and the residue was dissolved in methanol (500ml) and  
25 heated under reflux for 8 hours. NMR analysis showed that some starting material still remained. The solvent was removed under reduced pressure once more and the residue was dissolved in methanol (500ml) and heated under reflux for 24 hours. The solvent was then removed under reduced pressure and

the residue was azeotroped with dichloromethane (x3) to afford the title compound as an oil (20.50g).

<sup>1</sup>H-NMR (CDCl<sub>3</sub>) δ : 6.58 (1H, br m), 4.99 (0.25H, d), 4.94 (0.75H, d), 4.46  
5 (0.25H, d), 4.37 (1.5H, m), 4.24 (0.25H, dd), 4.05 (1H, m), 3.52 (0.75H, s), 3.47  
(2.25H, s), 3.30 (2H, m), 1.16 (3H, m)

**PREPARATION 25: (3*R*,4*R*,5*S*)-4-(Benzoyloxy)-5-[(ethylamino)carbonyl]-2-methoxytetrahydro-3-furanyl benzoate**

10

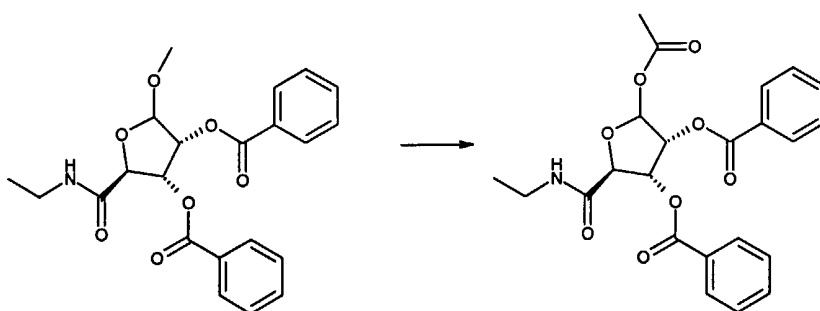


A solution of benzoyl chloride (30.0ml, 259mmol) in dichloromethane (100ml) was added slowly to a solution of (2*S*,3*S*,4*R*)-*N*-ethyl-3,4-dihydroxy-5-  
15 methoxytetrahydro-2-furancarboxamide (Preparation 24) (20.50g, 100mmol) and pyridine (33.0ml, 409mmol) in dichloromethane (400ml) and the resulting mixture was stirred at room temperature for 18 hours. The solvent was removed under reduced pressure and the residue was partitioned between diethyl ether and hydrochloric acid (1M, 300ml). The layers were separated and the aqueous  
20 layer was re-extracted with diethyl ether. The organic layers were combined, washed sequentially with water and brine, dried over anhydrous magnesium sulphate, filtered and evaporated under reduced pressure. The residue was purified by column chromatography on silica gel eluting with a gradient system of dichloromethane : diethyl ether (95 : 5 by volume) gradually changing to  
25 dichloromethane : diethyl ether (80 : 20 by volume) to afford the title compound as an oil and as a mixture of  $\alpha$  and  $\beta$  anomers (37.0g).

$^1\text{H-NMR}$  ( $\text{CDCl}_3$ )  $\delta$  : 8.16 (0.5H, d), 7.95 (1.5H, d), 7.88 (1.5H, d), 7.81 (0.5H, d), 7.25-7.66 (6H, m), 6.65 (1H, br m), 5.88 (1H, m), 5.60 (0.75H, dd), 5.46 (0.25H, d), 5.23 (0.75H, d), 5.17 (0.25H, t), 4.80 (1H, m), 3.59 (2.25H, s), 3.49 (0.75H, s), 3.39 (2H, m), 1.23 (3H, t).

5

**PREPARATION 26: (2*S*,3*R*,4*R*)-5-(Acetyloxy)-4-(benzoyloxy)-2-[(ethylamino)carbonyl]tetrahydro-3-furanyl benzoate**



10

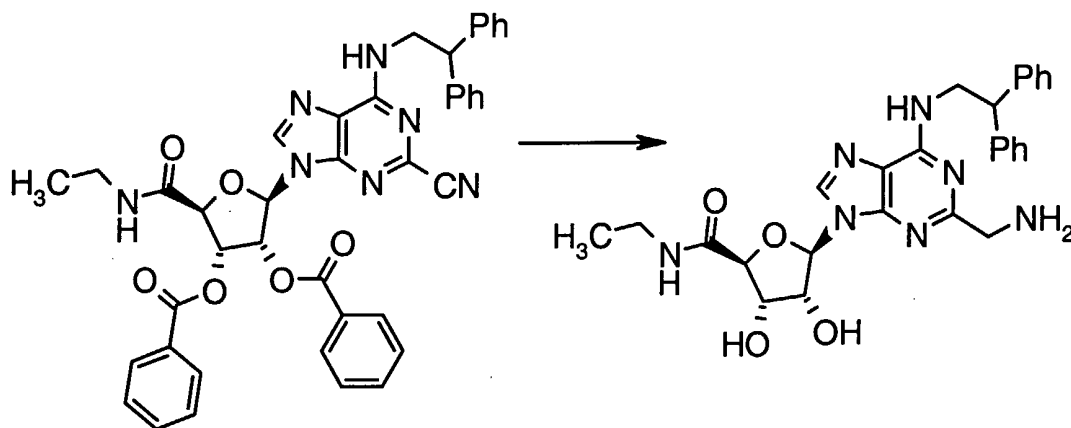
A solution of (3*R*,4*R*,5*S*)-4-(benzoyloxy)-5-[(ethylamino)carbonyl]-2-methoxytetrahydro-3-furanyl benzoate (Preparation 25) (37.0g, 89.6mmol) in a mixture of acetic acid (330ml, 5.77mol) and acetic anhydride (67ml, 709mmol) was cooled to  $-10^\circ\text{C}$  and treated dropwise with hydrochloric acid (12N, 7.0ml, 132mmol). The mixture was stirred for 18 hours, during which time it was allowed to warm to room temperature. After re-cooling the mixture to  $0^\circ\text{C}$ , water (1000ml) was added slowly and the mixture was extracted with ethyl acetate (3x500ml). The organic layers were combined, washed sequentially with water, saturated aqueous sodium hydrogen carbonate and brine, dried over anhydrous magnesium sulphate, filtered and evaporated under reduced pressure. The residue was purified by column chromatography on silica gel eluting with a gradient system of diethyl ether : pentane (66 : 44) gradually changing to diethyl ether: pentane (100:0). The residue was further purified by column chromatography on silica gel eluting with a gradient system of dichloromethane : diethyl ether (95 : 5 by volume) gradually changing to dichloromethane : diethyl ether (90 : 10 by volume) to afford the title compound as a mixture of  $\alpha$ - and  $\beta$ -anomers (15.40g).

25



<sup>1</sup>H-NMR (CDCl<sub>3</sub>) δ : 8.12 (0.8H, d), 7.97 (1.2H, d), 7.92 (1.2H, d), 7.79 (0.8H, d), 7.24-7.65 (6H, m), 6.73 (0.4H, d), 6.62 (0.4H, br m), 6.46 (0.6H, br m), 6.42 (0.6H, d), 6.07 (0.4H, dd), 5.95 (0.6H, t), 5.72 (0.6H, d), 5.44 (0.4H, t), 4.94 (0.4H, d), 4.86 (0.6H, d), 3.36 (2H, m), 2.17 (1.8H, s), 2.10 (1.2H, s), 1.20 (3H, m).

**PREPARATION 27: (2S,3S,4R,5R)-5-{2-(Aminomethyl)-6-[(2,2-diphenylethyl)amino]-9H-purin-9-yl}-N-ethyl-3,4-dihydroxytetrahydro-2-furancarboxamide**



10% w/w Palladium on carbon (400mg) was added to a solution of  
 15 (2S,3R,4R,5R)-4-(benzoyloxy)-5-{2-cyano-6-[(2,2-diphenylethyl)amino]-9H-purin-9-yl}-2-[(ethylamino)carbonyl]tetrahydro-3-furanyl benzoate (Preparation 7) (2.0g, 2.70mmol) in ethanol saturated with ammonia (40ml). The reaction mixture was stirred under an atmosphere of hydrogen (414kPa, 60psi) for 16 hours at room temperature, filtered through Arbocel (Trade Mark) and  
 20 evaporated under reduced pressure. The residue was purified by column chromatography on silica gel eluting with dichloromethane : methanol : 0.88 concentrated aqueous ammonia (95 : 5 : 0.5 by volume gradually changing to 90 : 10 : 1 by volume) to give the title compound as a solid (1.2g).

$^1\text{H-NMR}$  ( $\text{D}_6\text{-DMSO}$ )  $\delta$  : 8.55 (1H, s), 8.45-8.30 (1H, br s), 7.45-7.10 (10H, m), 6.10-6.00 (1H, m), 4.70-4.50 (2H, m), 4.35-4.10 (6H, m), 3.20-3.05 (2H, m), 1.10-0.95 (3H, m).

5

10

15

20

25

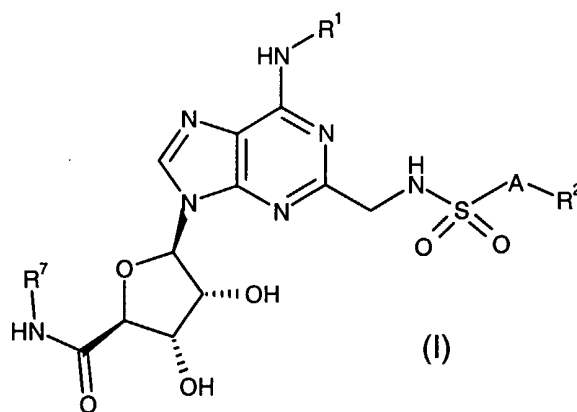
30

### PHARMACOLOGICAL ACTIVITY

All the compounds of Examples 1-11 were tested for anti-inflammatory activity  
5 by their ability to inhibit neutrophil function (which indicates A2a receptor  
agonist activity) by the method described on page 20 and all had an IC<sub>50</sub> of less  
than 1 micromolar.

CLAIMS

1. A compound of the formula



5

or a pharmaceutically acceptable salt or solvate thereof, wherein

10  $R^1$  is hydrogen or  $C_1$ - $C_6$  alkyl optionally substituted by 1 or 2 substituents each independently selected from phenyl and naphthyl, said phenyl and naphthyl being optionally substituted by  $C_1$ - $C_6$  alkyl,  $C_1$ - $C_6$  alkoxy, halo or cyano;

A is a bond or  $C_1$ - $C_3$  alkylene;

15  $R^2$  is (i) hydrogen,  $C_1$ - $C_6$  alkyl,  $C_3$ - $C_7$  cycloalkyl, phenyl or naphthyl, said  $C_3$ - $C_7$  cycloalkyl, phenyl or naphthyl being optionally substituted by  $C_1$ - $C_6$  alkyl, phenyl,  $C_1$ - $C_6$  alkoxy-( $C_1$ - $C_6$ )-alkyl,  $R^3R^3N$ -( $C_1$ - $C_6$ )-alkyl, fluoro-( $C_1$ - $C_6$ )-alkyl, fluoro-( $C_1$ - $C_6$ )-alkoxy,  $C_2$ - $C_5$  alkanoyl, halo,  $-OR^3$ , cyano,  $-COOR^3$ ,  $C_3$ - $C_7$  cycloalkyl,  $-S(O)_mR^4$ ,  $-NR^3R^3$ ,  $-SO_2NR^3R^3$ ,  $-CONR^3R^3$ ,  $-NR^3COR^4$  or  
 20  $-NR^3SO_2R^4$ , with the proviso that  $R^2$  is not hydrogen when A is a bond,  
 or (ii) when A is  $C_2$ - $C_3$  alkylene,  $-NR^8R^9$ ,  $-OR^3$ ,  $-COOR^3$ ,  $-OCOR^4$ ,  $-SO_2R^4$ ,  
 $-CN$ ,  $-SO_2NR^3R^3$ ,  $-NR^3COR^4$  or  $-CONR^3R^3$ ,  
 or (iii) a C-linked, 4 to 11 membered, mono or bicyclic heterocycle having  
 either from 1 to 4 ring nitrogen atom(s) or 1 or 2 nitrogen and 1 oxygen or 1  
 25 sulphur ring atoms, optionally C-substituted by oxo,  $C_1$ - $C_6$  alkoxy-( $C_1$ - $C_6$ )-alkyl,

$R^3R^3N$ -(C<sub>1</sub>-C<sub>6</sub>)-alkyl, fluoro-(C<sub>1</sub>-C<sub>6</sub>)-alkyl, fluoro-(C<sub>1</sub>-C<sub>6</sub>)-alkoxy, fluoro-(C<sub>2</sub>-C<sub>5</sub>)-  
alkanoyl, halo, cyano, -OR<sup>5</sup>, R<sup>6</sup>, -COR<sup>5</sup>, -NR<sup>5</sup>R<sup>5</sup>, -COOR<sup>5</sup>, -S(O)<sub>m</sub>R<sup>6</sup>,  
-SO<sub>2</sub>NR<sup>5</sup>R<sup>5</sup>, -CONR<sup>5</sup>R<sup>5</sup>, -NR<sup>5</sup>SO<sub>2</sub>R<sup>6</sup> or -NR<sup>5</sup>COR<sup>6</sup> and optionally N-substituted  
5 (C<sub>2</sub>-C<sub>5</sub>)-alkanoyl, R<sup>6</sup>, -COR<sup>5</sup>, -COOR<sup>5</sup>, -S(O)<sub>m</sub>R<sup>6</sup>, -SO<sub>2</sub>NR<sup>5</sup>R<sup>5</sup> or -CONR<sup>5</sup>R<sup>5</sup>;

R<sup>3</sup> is H, C<sub>1</sub>-C<sub>6</sub> alkyl, C<sub>3</sub>-C<sub>7</sub> cycloalkyl or phenyl;

10

R<sup>4</sup> is C<sub>1</sub>-C<sub>6</sub> alkyl, C<sub>3</sub>-C<sub>7</sub> cycloalkyl or phenyl;

R<sup>5</sup> is H, C<sub>1</sub>-C<sub>6</sub> alkyl, C<sub>3</sub>-C<sub>7</sub> cycloalkyl, phenyl, naphthyl or het;

15

R<sup>6</sup> is C<sub>1</sub>-C<sub>6</sub> alkyl, C<sub>3</sub>-C<sub>7</sub> cycloalkyl, phenyl, naphthyl or het;

20 m is 0, 1 or 2;

“het”, used in the definitions of R<sup>5</sup> and R<sup>6</sup>, means C-linked pyrrolyl, imidazolyl,  
triazolyl, thienyl, furyl, thiazolyl, oxazolyl, thiadiazolyl, oxadiazolyl, pyridinyl,  
25 pyrimidinyl, pyridazinyl, pyrazinyl, quinolinyl, isoquinolinyl, benzimidazolyl,  
quinazolinyl, phthalazinyl, benzoxazolyl or quinoxalinyl, each optionally  
substituted by C<sub>1</sub>-C<sub>6</sub> alkyl, C<sub>1</sub>-C<sub>6</sub> alkoxy, cyano or halo;

30 R<sup>7</sup> is methyl, ethyl or cyclopropylmethyl; and

either,  $R^8$  and  $R^9$ , taken together with the nitrogen atom to which they are attached represent azetidiny, pyrrolidiny, piperidiny, morpholinyl, piperazinyl, homopiperidiny, homopiperazinyl or tetrahydroisoquinolinyl, each being optionally substituted on a ring carbon atom by  $C_1$ - $C_6$  alkyl,  $C_3$ - $C_8$  cycloalkyl, phenyl,  $C_1$ - $C_6$  alkoxy-( $C_1$ - $C_6$ )-alkyl,  $R^3R^3N$ -( $C_1$ - $C_6$ )-alkyl, fluoro-( $C_1$ - $C_6$ )-alkyl, -CONR<sup>3</sup>R<sup>3</sup>, -COOR<sup>3</sup> or  $C_2$ - $C_5$  alkanoyl, and optionally substituted on a ring carbon atom not adjacent to a ring nitrogen atom by fluoro-( $C_1$ - $C_6$ )-alkoxy, halo, -OR<sup>3</sup>, cyano, -S(O)<sub>m</sub>R<sup>4</sup>, -NR<sup>3</sup>R<sup>3</sup>, -SO<sub>2</sub>NR<sup>3</sup>R<sup>3</sup>, -NR<sup>3</sup>COR<sup>4</sup> or -NR<sup>3</sup>SO<sub>2</sub>R<sup>4</sup>, and said piperazin-1-yl and homopiperazin-1-yl being optionally substituted on the ring nitrogen atom not attached to A by  $C_1$ - $C_6$  alkyl, phenyl,  $C_1$ - $C_6$  alkoxy-( $C_2$ - $C_6$ )-alkyl,  $R^3R^3N$ -( $C_2$ - $C_6$ )-alkyl, fluoro-( $C_1$ - $C_6$ )-alkyl,  $C_2$ - $C_5$  alkanoyl, -COOR<sup>4</sup>,  $C_3$ - $C_8$  cycloalkyl, -SO<sub>2</sub>R<sup>4</sup>, -SO<sub>2</sub>NR<sup>3</sup>R<sup>3</sup> or -CONR<sup>3</sup>R<sup>3</sup>,

or,  $R^8$  is H,  $C_1$ - $C_6$  alkyl,  $C_3$ - $C_8$  cycloalkyl, phenyl or benzyl and  $R^9$  is H,  $C_1$ - $C_6$  alkyl,  $C_3$ - $C_8$  cycloalkyl, phenyl, benzyl, fluoro-( $C_1$ - $C_6$ )-alkyl, -CONR<sup>3</sup>R<sup>3</sup>, -COOR<sup>4</sup>,  $C_2$ - $C_5$  alkanoyl or -SO<sub>2</sub>NR<sup>3</sup>R<sup>3</sup>.

2. A compound as claimed in claim 1 wherein

20  $R^1$  is hydrogen or  $C_1$ - $C_6$  alkyl optionally substituted by 1 or 2 substituents each independently selected from phenyl and naphthyl, said phenyl and naphthyl being optionally substituted by  $C_1$ - $C_6$  alkyl,  $C_1$ - $C_6$  alkoxy, halo or cyano;

A is a bond or  $C_1$ - $C_3$  alkylene;

25

$R^2$  is (i) hydrogen,  $C_1$ - $C_6$  alkyl,  $C_3$ - $C_7$  cycloalkyl, phenyl or naphthyl, said  $C_3$ - $C_7$  cycloalkyl, phenyl or naphthyl being optionally substituted by  $C_1$ - $C_6$  alkyl, phenyl,  $C_1$ - $C_6$  alkoxy-( $C_1$ - $C_6$ )-alkyl, amino-( $C_1$ - $C_6$ )-alkyl, fluoro-( $C_1$ - $C_6$ )-alkyl, fluoro-( $C_1$ - $C_6$ )-alkoxy,  $C_2$ - $C_5$  alkanoyl, halo, -OR<sup>3</sup>, cyano, -COOR<sup>3</sup>,  $C_3$ - $C_7$  cycloalkyl, -S(O)<sub>m</sub>R<sup>4</sup>, -NR<sup>3</sup>R<sup>3</sup>, -SO<sub>2</sub>NR<sup>3</sup>R<sup>3</sup>, -CONR<sup>3</sup>R<sup>3</sup>, -NR<sup>3</sup>COR<sup>4</sup> or -NR<sup>3</sup>SO<sub>2</sub>R<sup>4</sup>, with the proviso that  $R^2$  is not hydrogen when A is a bond,

30

- or (ii) when A is C<sub>2</sub>-C<sub>3</sub> alkylene, -NR<sup>3</sup>R<sup>3</sup>, -OR<sup>3</sup>, -COOR<sup>3</sup>, -OCOR<sup>4</sup>, -SO<sub>2</sub>R<sup>4</sup>, -CN, -SO<sub>2</sub>NR<sup>3</sup>R<sup>3</sup>, -NR<sup>3</sup>COR<sup>4</sup> or -CONR<sup>3</sup>R<sup>3</sup>,
- or (iii) a C-linked, 4 to 11 membered, mono or bicyclic heterocycle having either from 1 to 4 ring nitrogen atom(s) or 1 or 2 nitrogen and 1 oxygen or 1 sulphur ring atoms, optionally C-substituted by oxo, C<sub>1</sub>-C<sub>6</sub> alkoxy-(C<sub>1</sub>-C<sub>6</sub>)-alkyl, amino-(C<sub>1</sub>-C<sub>6</sub>)-alkyl, fluoro-(C<sub>1</sub>-C<sub>6</sub>)-alkyl, fluoro-(C<sub>1</sub>-C<sub>6</sub>)-alkoxy, fluoro-(C<sub>2</sub>-C<sub>5</sub>)-alkanoyl, halo, cyano, -OR<sup>5</sup>, R<sup>6</sup>, -COR<sup>5</sup>, -NR<sup>5</sup>R<sup>5</sup>, -COOR<sup>5</sup>, -S(O)<sub>m</sub>R<sup>6</sup>, -SO<sub>2</sub>NR<sup>5</sup>R<sup>5</sup>, -CONR<sup>5</sup>R<sup>5</sup>, -NR<sup>5</sup>SO<sub>2</sub>R<sup>6</sup> or -NR<sup>5</sup>COR<sup>6</sup> and optionally N-substituted by C<sub>1</sub>-C<sub>6</sub> alkoxy-(C<sub>1</sub>-C<sub>6</sub>)-alkyl, amino-(C<sub>2</sub>-C<sub>6</sub>)-alkyl, fluoro-(C<sub>1</sub>-C<sub>6</sub>)-alkyl, fluoro-(C<sub>2</sub>-C<sub>5</sub>)-alkanoyl, R<sup>6</sup>, -COR<sup>5</sup>, -COOR<sup>5</sup>, -S(O)<sub>m</sub>R<sup>6</sup>, -SO<sub>2</sub>NR<sup>5</sup>R<sup>5</sup> or -CONR<sup>5</sup>R<sup>5</sup>,
- or (iv) when A is C<sub>2</sub>-C<sub>3</sub> alkylene, N-linked azetidiny, pyrrolidinyl, piperidinyl or piperazinyl, each being optionally C-substituted by C<sub>1</sub>-C<sub>6</sub> alkyl, phenyl, C<sub>1</sub>-C<sub>6</sub> alkoxy-(C<sub>1</sub>-C<sub>6</sub>)-alkyl, amino-(C<sub>1</sub>-C<sub>6</sub>)-alkyl, fluoro-(C<sub>1</sub>-C<sub>6</sub>)-alkyl, fluoro-(C<sub>1</sub>-C<sub>6</sub>)-alkoxy, C<sub>2</sub>-C<sub>5</sub> alkanoyl, halo, -OR<sup>3</sup>, cyano, -COOR<sup>3</sup>, C<sub>3</sub>-C<sub>7</sub> cycloalkyl, -S(O)<sub>m</sub>R<sup>4</sup>, -NR<sup>3</sup>R<sup>3</sup>, -SO<sub>2</sub>NR<sup>3</sup>R<sup>3</sup>, -CONR<sup>3</sup>R<sup>3</sup>, -NR<sup>3</sup>COR<sup>4</sup> or -NR<sup>3</sup>SO<sub>2</sub>R<sup>4</sup> and optionally N-substituted by C<sub>1</sub>-C<sub>6</sub> alkyl, phenyl, C<sub>1</sub>-C<sub>6</sub> alkoxy-(C<sub>1</sub>-C<sub>6</sub>)-alkyl, amino-(C<sub>2</sub>-C<sub>6</sub>)-alkyl, fluoro-(C<sub>1</sub>-C<sub>6</sub>)-alkyl, C<sub>2</sub>-C<sub>5</sub> alkanoyl, -COOR<sup>3</sup>, C<sub>3</sub>-C<sub>7</sub> cycloalkyl, -S(O)<sub>m</sub>R<sup>4</sup>, -SO<sub>2</sub>NR<sup>3</sup>R<sup>3</sup> or -CONR<sup>3</sup>R<sup>3</sup>;

20 R<sup>3</sup> is H, C<sub>1</sub>-C<sub>6</sub> alkyl or phenyl;

R<sup>4</sup> is C<sub>1</sub>-C<sub>6</sub> alkyl or phenyl;

25 R<sup>5</sup> is H, C<sub>1</sub>-C<sub>6</sub> alkyl, C<sub>3</sub>-C<sub>7</sub> cycloalkyl, phenyl, naphthyl or het;

R<sup>6</sup> is C<sub>1</sub>-C<sub>6</sub> alkyl, C<sub>3</sub>-C<sub>7</sub> cycloalkyl, phenyl, naphthyl or het;

m is 0, 1 or 2;

30 "het", used in the definitions of R<sup>5</sup> and R<sup>6</sup>, means C-linked pyrrolyl, imidazolyl, triazolyl, thienyl, furyl, thiazolyl, oxazolyl, thiadiazolyl, oxadiazolyl, pyridinyl, pyrimidinyl, pyridazinyl, pyrazinyl, quinolinyl, isoquinolinyl, benzimidazolyl,

quinazoliny, phthalaziny, benzoxazolyl or quinoxaliny, each optionally substituted by C<sub>1</sub>-C<sub>6</sub> alkyl, C<sub>1</sub>-C<sub>6</sub> alkoxy, cyano or halo; and

R<sup>7</sup> is methyl, ethyl or cyclopropylmethyl.

5

3. A compound as claimed in claim 1 or claim 2 wherein A is a bond.

4. A compound as claimed in claim 1 or claim 2 wherein A is C<sub>1</sub>-C<sub>3</sub> alkylene.

10

5. A compound as claimed in claim 1 wherein A is C<sub>2</sub>-C<sub>3</sub> alkylene.

6. A compound as claimed in claim 5 wherein A is -CH<sub>2</sub>CH<sub>2</sub>-.

15 7. A compound as claimed in any one of the preceding claims wherein R<sup>2</sup> is C<sub>1</sub>-C<sub>6</sub> alkyl, phenyl or naphthyl, said phenyl being optionally substituted by phenyl.

20 8. A compound as claimed in claim 7 wherein R<sup>2</sup> is methyl, n-propyl, isopropyl, 2-methylprop-1-yl, phenyl, 4-phenylphenyl, 1-naphthyl or 2-naphthyl.

9. A compound as claimed in claim 5 or 6 wherein R<sup>2</sup> is -NR<sup>8</sup>R<sup>9</sup>, R<sup>8</sup> and R<sup>9</sup> being as defined in claim 1.

25 10. A compound as claimed in claim 9 wherein R<sup>8</sup> and R<sup>9</sup> taken together with the nitrogen to which they are attached represent piperidinyl.

30 11. A compound as claimed in claim 1 wherein -A-R<sup>2</sup> is methyl, n-propyl, isopropyl, 2-methylprop-1-yl, phenyl, 4-phenylphenyl, phenylmethyl, 1-naphthyl, 2-naphthyl or 2-(piperidin-1-yl)ethyl.



12. A compound as claimed in any preceding claim wherein R<sup>1</sup> is C<sub>1</sub>-C<sub>6</sub> alkyl substituted by 1 or 2 phenyl group(s), said phenyl group(s) being optionally substituted by C<sub>1</sub>-C<sub>6</sub> alkoxy.
- 5 13. A compound as claimed in claim 12 wherein R<sup>1</sup> is 2,2-diphenylethyl or (4-methoxyphenyl)methyl.
14. A compound as claimed in claim 1 which is selected from the group consisting of:
- 10 (2*S*,3*S*,4*R*,5*R*)-5-{2-[[{(benzylsulfonyl)amino]methyl}-6-[(2,2-diphenylethyl)amino]-9*H*-purin-9-yl]-*N*-ethyl-3,4-dihydroxytetrahydro-2-furancarboxamide;
- (2*S*,3*S*,4*R*,5*R*)-5-(6-[(2,2-diphenylethyl)amino]-2-[[{(propylsulfonyl)amino]methyl}-9*H*-purin-9-yl]-*N*-ethyl-3,4-dihydroxytetrahydro-
- 15 2-furancarboxamide;
- (2*S*,3*S*,4*R*,5*R*)-5-(6-[(2,2-diphenylethyl)amino]-2-[[{(isopropylsulfonyl)amino]methyl}-9*H*-purin-9-yl]-*N*-ethyl-3,4-dihydroxytetrahydro-2-furancarboxamide;
- (2*S*,3*S*,4*R*,5*R*)-5-(6-[(2,2-diphenylethyl)amino]-2-
- 20 [[{(phenylsulfonyl)amino]methyl}-9*H*-purin-9-yl]-*N*-ethyl-3,4-dihydroxytetrahydro-2-furancarboxamide;
- (2*S*,3*S*,4*R*,5*R*)-5-{2-[[[1,1'-biphenyl]-4-ylsulfonyl]amino]methyl}-6-[(2,2-diphenylethyl)amino]-9*H*-purin-9-yl]-*N*-ethyl-3,4-dihydroxytetrahydro-2-furancarboxamide;
- 25 (2*S*,3*S*,4*R*,5*R*)-5-(6-[(2,2-diphenylethyl)amino]-2-[[1-naphthylsulfonyl]amino]methyl)-9*H*-purin-9-yl)-*N*-ethyl-3,4-dihydroxytetrahydro-2-furancarboxamide;
- (2*S*,3*S*,4*R*,5*R*)-5-(6-[(2,2-diphenylethyl)amino]-2-[[2-naphthylsulfonyl]amino]methyl)-9*H*-purin-9-yl)-*N*-ethyl-3,4-dihydroxytetrahydro-
- 30 2-furancarboxamide;

- (2*S*,3*S*,4*R*,5*R*)-5-(6-[(2,2-diphenylethyl)amino]-2-  
5 {[(methylsulfonyl)amino]methyl}-9*H*-purin-9-yl)-*N*-ethyl-3,4-dihydroxytetrahydro-  
2-furancarboxamide;  
(2*S*,3*S*,4*R*,5*R*)-5-(6-[(2,2-diphenylethyl)amino]-2-  
5 {[(isobutylsulfonyl)amino]methyl}-9*H*-purin-9-yl)-*N*-ethyl-3,4-  
dihydroxytetrahydro-2-furancarboxamide;  
(2*S*,3*S*,4*R*,5*R*)-*N*-ethyl-3,4-dihydroxy-5-{2-[[isobutylsulfonyl)amino]methyl]-6-  
[(4-methoxybenzyl)amino]-9*H*-purin-9-yl}tetrahydro-2-furancarboxamide; and  
(2*S*,3*S*,4*R*,5*R*)-5-(6-[(2,2-diphenylethyl)amino]-2-[[[2-(1-  
10 piperidinyl)ethyl]sulfonyl)amino]methyl]-9*H*-purin-9-yl)-*N*-ethyl-3,4-  
dihydroxytetrahydro-2-furancarboxamide;  
and the pharmaceutically acceptable salts and solvates thereof.

15. A pharmaceutical composition including a compound of the formula (I) or  
15 a pharmaceutically acceptable salt or solvate thereof, as claimed in any one of  
the preceding claims, together with a pharmaceutically acceptable excipient,  
diluent or carrier.

16. A compound of the formula (I) or a pharmaceutically acceptable salt,  
20 solvate or composition thereof, as claimed in any one of claims 1 to 14 and 15,  
respectively, for use as a medicament.

17. The use of a compound of the formula (I) or a pharmaceutically  
acceptable salt, solvate or composition thereof, as claimed in any one of claims  
25 1 to 14 and 15, respectively, for the manufacture of a medicament to treat a  
disease for which an A2a receptor agonist is indicated.

18. The use of a compound of the formula (I) or a pharmaceutically  
acceptable salt, solvate or composition thereof, as claimed in any one of claims  
30 1 to 14 and 15, respectively, for the manufacture of an anti-inflammatory agent.

19. The use of a compound of the formula (I) or a pharmaceutically acceptable salt, solvate or composition thereof, as claimed in any one of claims 1 to 14 and 15, respectively, for the manufacture of a medicament for the treatment of a respiratory disease.

5

20. Use as claimed in claim 19 where the disease is selected from the group consisting of adult respiratory distress syndrome (ARDS), bronchitis, chronic bronchitis, chronic obstructive pulmonary disease, cystic fibrosis, asthma, emphysema, bronchiectasis, chronic sinusitis and rhinitis.

10

21. The use of a compound of the formula (I) or a pharmaceutically acceptable salt, solvate or composition thereof, as claimed in any one of claims 1 to 14 and 15, respectively, for the manufacture of a medicament for the treatment of septic shock, male erectile dysfunction, hypertension, stroke, epilepsy, cerebral ischaemia, peripheral vascular disease, post-ischaemic reperfusion injury, diabetes, rheumatoid arthritis, multiple sclerosis, psoriasis, allergic dermatitis, eczema, ulcerative colitis, Crohns disease, inflammatory bowel disease, *Helicobacter pylori*-gastritis, non-*Helicobacter pylori* gastritis, non-steroidal anti-inflammatory drug-induced damage to the gastro-intestinal tract or a psychotic disorder, or for wound healing.

15  
20

22. A method of treatment of a mammal, including a human being, to treat a disease for which an A2a receptor agonist is indicated, including treating said mammal with an effective amount of a compound of the formula (I) or with a pharmaceutically acceptable salt, solvate or composition thereof, as claimed in any one of claims 1 to 14 and 15, respectively.

25

23. A method of treatment of a mammal, including a human being, to treat an inflammatory disease, including treating said mammal with an effective amount of a compound of the formula (I) or with a pharmaceutically acceptable salt, solvate or composition thereof, as claimed in any one of claims 1 to 14 and 15, respectively.

30

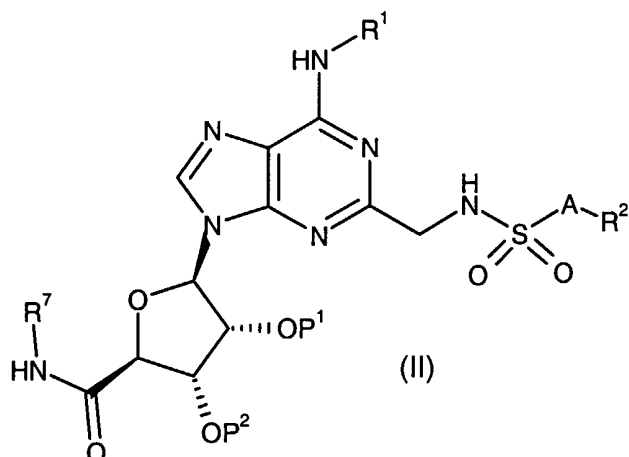
24. A method of treatment of a mammal, including a human being, to treat a respiratory disease, including treating said mammal with an effective amount of a compound of the formula (I) or with a pharmaceutically acceptable salt, solvate or composition thereof, as claimed in any one of claims 1 to 14 and 15, respectively.

25. A method as claimed in claim 24 where the disease is selected from the group consisting of adult respiratory distress syndrome (ARDS), bronchitis, chronic bronchitis, chronic obstructive pulmonary disease, cystic fibrosis, asthma, emphysema, bronchiectasis, chronic sinusitis and rhinitis.

26. A method of treatment of a mammal, including a human being, to treat septic shock, male erectile dysfunction, hypertension, stroke, epilepsy, cerebral ischaemia, peripheral vascular disease, post-ischaemic reperfusion injury, diabetes, rheumatoid arthritis, multiple sclerosis, psoriasis, allergic dermatitis, eczema, ulcerative colitis, Crohns disease, inflammatory bowel disease, *Helicobacter pylori*-gastritis, non-*Helicobacter pylori* gastritis, non-steroidal anti-inflammatory drug-induced damage to the gastro-intestinal tract or a psychotic disorder, or for wound healing, including treating said mammal with an effective amount of a compound of the formula (I) or with a pharmaceutically acceptable salt, solvate or composition thereof, as claimed in any one of claims 1 to 14 and 15, respectively.

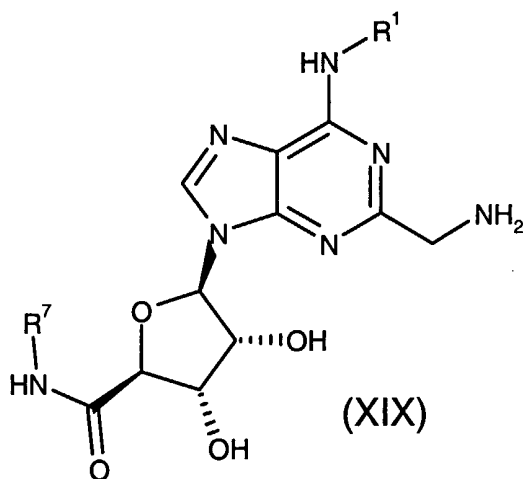
27. A process for the preparation of a compound of the formula (I), as claimed in claim 1 or claim 2, or a pharmaceutically acceptable salt or solvate thereof, which includes

(a) deprotection of a compound of the formula



wherein  $R^1$ ,  $R^2$ ,  $R^7$  and A are as defined in claim 1 or claim 2 and either  $P^1$  and  $P^2$ , when taken separately, are protecting groups or,  $P^1$  and  $P^2$ , when taken together are a protecting group, the protecting groups  $P^1$  and  $P^2$ , when taken separately, being removed either together or sequentially; or

(b) sulphonylation of a compound of the formula



10

wherein  $R^1$  and  $R^7$  are as defined in claim 1 or claim 2, with a compound of the formula

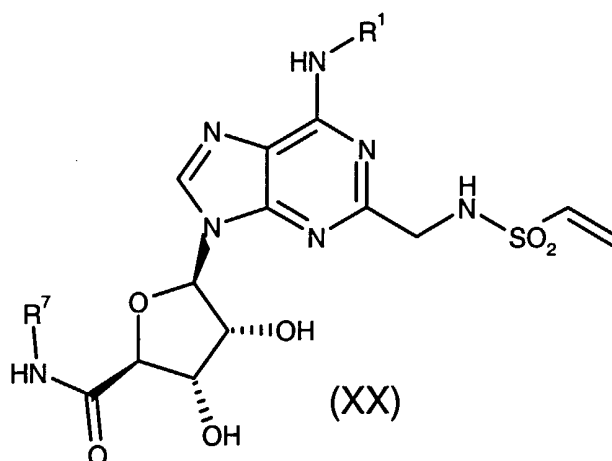


15

wherein X is a leaving group, preferably chloro and  $R^2$  and A are as defined in claim 1 or claim 2;

any one of said processes (a) or (b) being optionally followed by the conversion  
5 of the compound of the formula (I) to a pharmaceutically acceptable salt thereof.

28. A process for the preparation of a compound of the formula (I), as claimed in claim 1, in which A is  $-\text{CH}_2\text{CH}_2-$  and  $R^2$  is  $\text{NR}^7\text{R}^8$ , or a  
10 pharmaceutically acceptable salt or solvate thereof, which includes the reaction of a compound of the formula



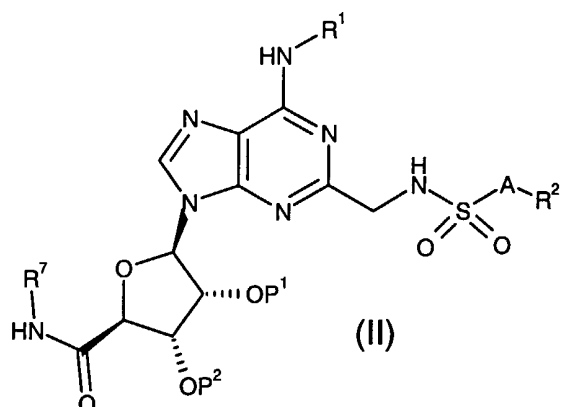
wherein  $R^1$  and  $R^7$  are as defined in claim 1, with a compound of the formula

15  $\text{R}^8\text{R}^9\text{NH}$  (XXI)

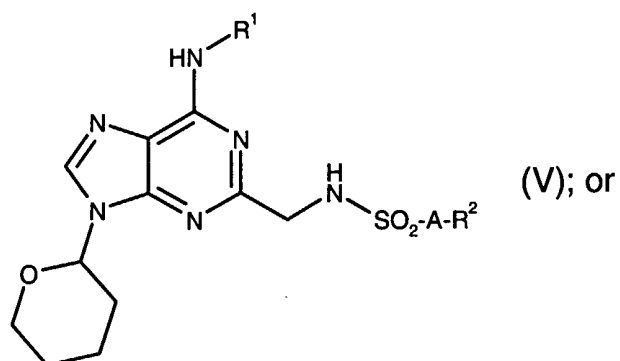
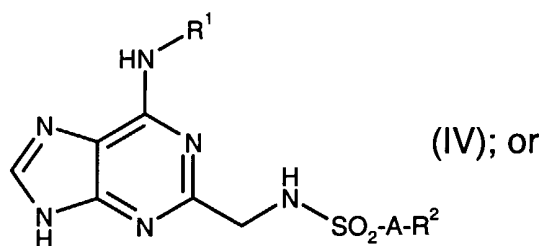
wherein  $R^8$  and  $R^9$  are as defined in claim 1;

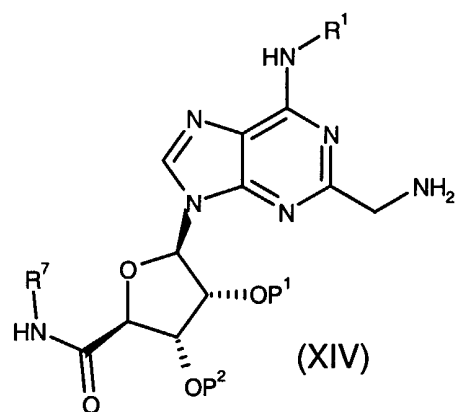
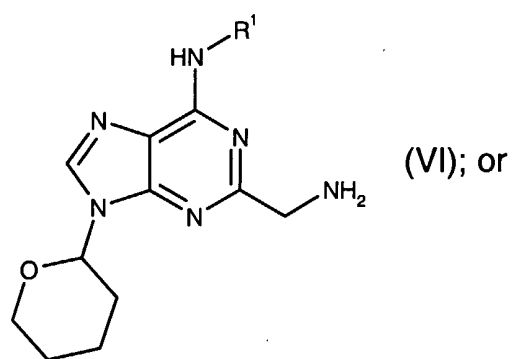
said process being optionally followed by the conversion of the compound of  
20 the formula (I) to a pharmaceutically acceptable salt thereof.

29. A compound of the formula

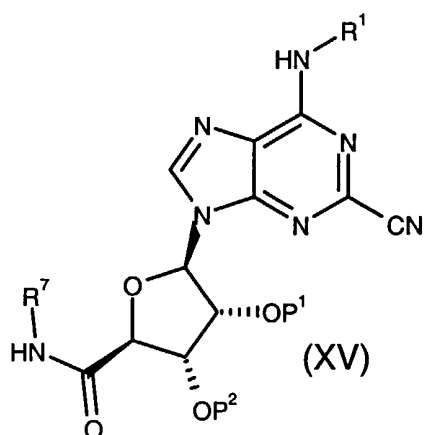


5 wherein P<sup>1</sup> and P<sup>2</sup>, when taken separately, are protecting groups or, when taken together, are a protecting group; or



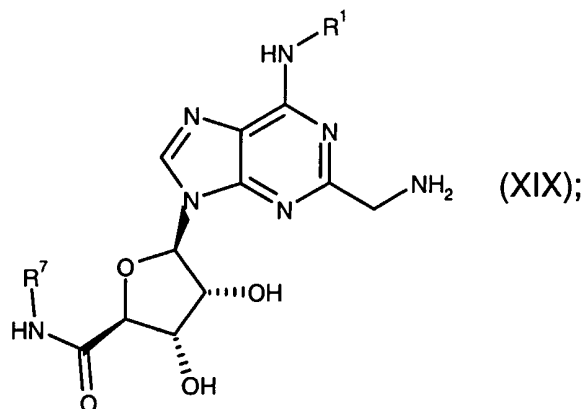


- 5 wherein P<sup>1</sup> and P<sup>2</sup>, when taken separately, are protecting groups or, when taken together, are a protecting group; or





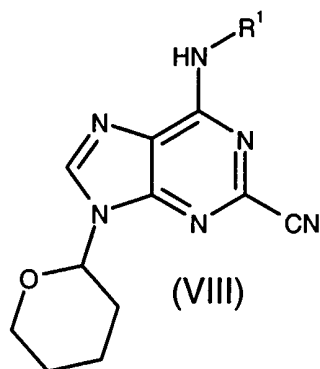
wherein  $P^1$  and  $P^2$ , when taken separately, are protecting groups or, when taken together, are a protecting group; or



5

the groups  $R^1$ ,  $R^2$ ,  $R^7$  and A being as defined in claim 1 or claim 2.

30. A compound of the formula

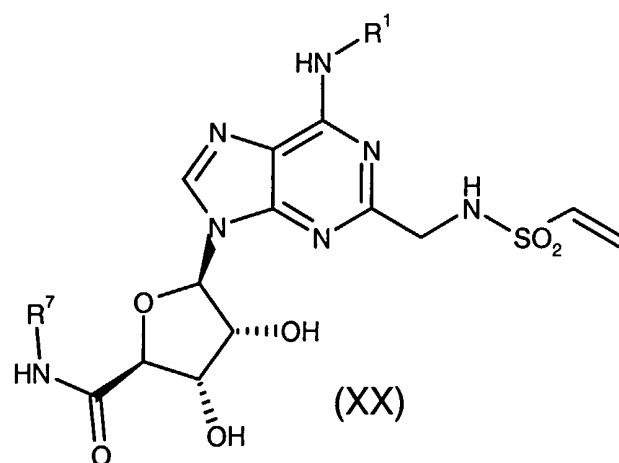


10

the group  $R^1$  being defined as  $C_1$ - $C_6$  alkyl optionally substituted by 1 or 2 substituents each independently selected from phenyl and naphthyl, said phenyl and naphthyl being optionally substituted by  $C_1$ - $C_6$  alkyl,  $C_1$ - $C_6$  alkoxy, halo or cyano.

15

31. A compound of the formula



the groups  $\text{R}^1$  and  $\text{R}^7$  being as defined in claim 1.

## INTERNATIONAL SEARCH REPORT

International Application No

PCT/IB 00/01446

**A. CLASSIFICATION OF SUBJECT MATTER**  
 IPC 7 C07H19/167 A61K31/70 A61P11/00 A61P9/00

According to International Patent Classification (IPC) or to both national classification and IPC

**B. FIELDS SEARCHED**

Minimum documentation searched (classification system followed by classification symbols)  
 IPC 7 C07H A61K A61P

Documentation searched other than minimum documentation to the extent that such documents are included in the fields searched

Electronic data base consulted during the international search (name of data base and, where practical, search terms used)

EPO-Internal, MEDLINE, BIOSIS, WPI Data, PAJ, CHEM ABS Data

**C. DOCUMENTS CONSIDERED TO BE RELEVANT**

Category °	Citation of document, with indication, where appropriate, of the relevant passages	Relevant to claim No.
A	US 5 877 180 A (LINDEN JOEL M ET AL) 2 March 1999 (1999-03-02) claim 1 ---	1, 15-27, 29-31
A	WO 88 03147 A (WARNER LAMBERT CO) 5 May 1988 (1988-05-05) abstract ---	1, 15-27, 29-31
A	E ONGINI ET AL: "Pharmacology of Adenosine A2A Receptors" TRENDS IN PHARMACOLOGICAL SCIENCES, GB, ELSEVIER TRENDS JOURNAL, CAMBRIDGE, vol. 17, no. 10, October 1996 (1996-10), pages 364-372, XP002123410 ISSN: 0165-6147 the whole document --- -/--	1, 15-27, 29-31

Further documents are listed in the continuation of box C.

Patent family members are listed in annex.

° Special categories of cited documents:

- \*A\* document defining the general state of the art which is not considered to be of particular relevance
- \*E\* earlier document but published on or after the international filing date
- \*L\* document which may throw doubts on priority claim(s) or which is cited to establish the publication date of another citation or other special reason (as specified)
- \*O\* document referring to an oral disclosure, use, exhibition or other means
- \*P\* document published prior to the international filing date but later than the priority date claimed

- \*T\* later document published after the international filing date or priority date and not in conflict with the application but cited to understand the principle or theory underlying the invention
- \*X\* document of particular relevance; the claimed invention cannot be considered novel or cannot be considered to involve an inventive step when the document is taken alone
- \*Y\* document of particular relevance; the claimed invention cannot be considered to involve an inventive step when the document is combined with one or more other such documents, such combination being obvious to a person skilled in the art.
- \*&\* document member of the same patent family

Date of the actual completion of the international search

29 January 2001

Date of mailing of the international search report

07/02/2001

Name and mailing address of the ISA

European Patent Office, P.B. 5818 Patentlaan 2  
 NL - 2280 HV Rijswijk  
 Tel. (+31-70) 340-2040, Tx. 31 651 epo nl,  
 Fax: (+31-70) 340-3016

Authorized officer

Scott, J

## INTERNATIONAL SEARCH REPORT

 International Application No  
 PCT/IB 00/01446

C.(Continuation) DOCUMENTS CONSIDERED TO BE RELEVANT		
Category *	Citation of document, with indication, where appropriate, of the relevant passages	Relevant to claim No.
A	RIMONDINI R ET AL: "ADENOSINE A2A AGONISTS: A POTENTIAL NEW TYPE OF ATYPICAL ANTIPSYCHOTIC" NEUROPSYCHOPHARMACOLOGY, US, ELSEVIER SCIENCE PUBLISHING, NEW YORK, NY, vol. 17, no. 2, August 1997 (1997-08), pages 82-91, XP000856223 ISSN: 0893-133X the whole document ---	1, 15-27, 29-31
A	PATENT ABSTRACTS OF JAPAN vol. 004, no. 069 (C-011), 22 May 1980 (1980-05-22) & JP 55 036419 A (YAMASA SHOYU CO LTD), 14 March 1980 (1980-03-14) compound II abstract ---	30, 31
P, X	WO 00 23457 A (PFIZER LTD ;MANTELL SIMON JOHN (GB); MONAGHAN SANDRA MARINA (GB);) 27 April 2000 (2000-04-27) the whole document -----	1-31

## INTERNATIONAL SEARCH REPORT

Information on patent family members

International Application No

PCT/IB 00/01446

Patent document cited in search report	Publication date	Patent family member(s)	Publication date
US 5877180 A	02-03-1999	NONE	
WO 8803147 A	05-05-1988	AU 8276187 A DK 357788 A GR 871667 A NO 882887 A	25-05-1988 29-06-1988 03-03-1988 29-06-1988
JP 55036419 A	14-03-1980	JP 1457585 C JP 63003875 B	09-09-1988 26-01-1988
WO 0023457 A	27-04-2000	AU 5879299 A	08-05-2000