Jan. 18, 1927. 1,615,159

J. J. BÖNNER

KNAPSACK LIKE CARRYING FRAME AND CAMP STOOL

Filed April 6, 1925

Fig. 1

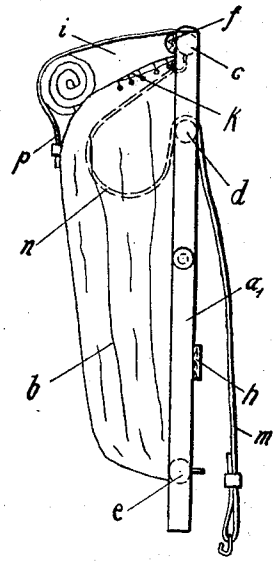

Fig. 2

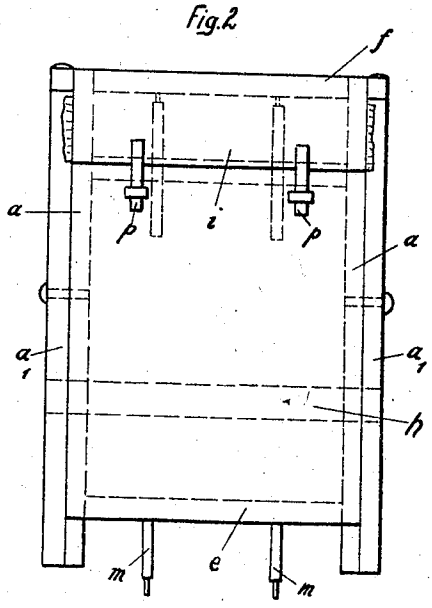

Fig. 3

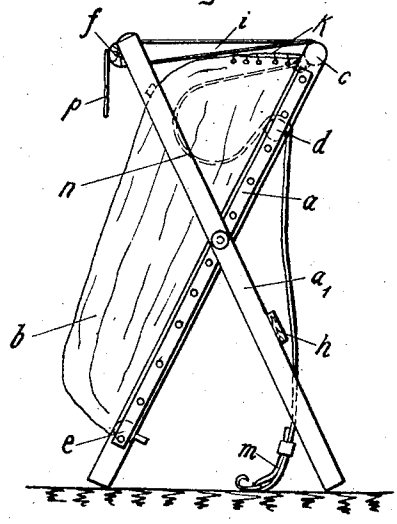

Fig. 4



Inventor:
J. J. Bönner
By Fred Hunt
Attorney

Patented Jan. 18, 1927. 1,615,159

UNITED STATES PATENT OFFICE.

JOHANN JOSEF BÖNNER, OF POST SUNDERN, GERMANY, ASSIGNOR TO JOSEF SCHÖTTLER, OF SUNDERN, WESTPHALIA, GERMANY.

KNAPSACKLIKE CARRYING FRAME AND CAMP STOOL.

Application filed April 6, 1925, Serial No. 21,244, and in Germany October 31, 1924.

Knapsack-like carrying frames adapted to be transformed into a camp-stool have become known. The invention has for its object to improve the construction of such carrying frames by a special arrangement and guiding of the strip of canvas which forms the knapsack proper and of the wooden frame which corresponds essentially to the wooden frame of a camp stool.

According to the invention the canvas is attached at one end on one of the upper seat- or carrying bars of the camp-stool, and it is then wound around the opposite carrying or seat bar of the camp-stool in the shape of a loop of sufficient extension to create a comfortable seat. It is guided back over the first mentioned seat bar whereupon it is continued parallel with the surface of the frame part in which the first mentioned seat bar is fixed down to the lower traverses of this frame part from which it is conducted upward so that it forms a bag. Wedge-shaped side parts serve to produce the side walls of the knapsack. By this arrangement a piece of canvas is stretched between the traverses of the seat of the camp-stool frame, said piece of canvas forming directly the seat when the camp stool frame is unfolded but forming a bag open at both ends when the camp-stool frame is folded up, this bag being preferably used for storing an overcoat or the like. No fixation means are required owing to the fact that the seat is formed by simply winding around the seat bars the canvas of which the knapsack is made, the seat being further uniformly stretched in all directions when it is sat upon so that the seat is much more comfortable than if the piece of canvas were fixed at several points on the carrying bars of the camp-stool in which case strongly stretched strips would be formed, rendering the seat rather uncomfortable.

An embodiment of the invention is shown, by way of example, on the accompanying drawing in which—

Fig. 1 shows in side elevation the carrying frame ready to serve as knapsack.

Fig. 2 is a front elevation.

Fig. 3 shows the carrying frame in the position to serve as camp-stool and

Fig. 4 illustrates how the canvas is mounted on the carrying frame.

The carrying frame consists essentially of two crossed superposed wooden frames a, a_1 hingedly connected the one with the other. The legs of the frames a and a_1 are flattened at the two sides which face each other in order to save space. The frame a serves mainly as carrying frame and as side frame for a knapsack b. The frame a has an upper transverse bar c, serving as one of the end bars of the seat, a lower transverse bar e and an intermediate transverse bar d. The frame a_1 however, has only an upper transverse bar f, for the seat and a transverse bar below the point of intersection of the two frames. The two frames a and a_1 with their transverse bars can be folded up so that they are in one and the same plane as shown in Fig. 1.

The essential feature of the invention is the manner in which the strip of canvas of which the body of the knapsack is formed is mounted, so that this piece of canvas forms a loop surrounding the transverse bar f at the top of frame a_1 in such a manner that this bar can freely move in the loop and when the frames are unfolded to form a camp-stool a seat is formed, a carrying loop open at the sides being formed when the frames are folded up. The strip of canvas is of such breadth that it falls completely the width between the legs of frame a. The strip of canvas is attached at one end to the transverse bar c of frame a, conducted in the shape of a loop around the transverse bar f of frame a and, after having been conducted back over the transverse bar c passed under the lower transverse bar e. Wedge-shaped side parts attached to the lateral edges of the strip of canvas serve to make a knapsack adapted to be opened or closed at the top end by a pull string k.

The carrying frame is shown in Figs. 1 and 2 as a knapsack, the frames a, a_1 being situated in one plane. The transverse bar h serves as back bar and it may be covered with pads. The articles to be transported are packed in the bag b the main portion of the load being on the top owing to the downwardly tapering shape of the knapsack. The shoulder strips m are attached to the transverse bar d and continue at the upper ends in the shape of loops n designed to accommodate rolled articles, as rugs and the like, or game when the knapsack is used by huntsmen.

The loop formed by the seat i is on top of the knapsack and serves as flap for covering

the slits *k*. Cloaks and the like can be stored in this loop. The carrying frame proper fits well on the back of the person who carries it without, however, impeding the perspiration.

The seat or flap *i* may be attached by short straps *p* on the body of the knapsack. To use the knapsack as a camp-stool the frames *a*, a_1 are unfolded, any articles accommodated in the loop *i* having been previously taken out. This loop *i* forms then a stretched seat and when the camp-stool is lifted all the parts drop back into the position ready for use as a knapsack, as shown in Fig. 1. As the knapsack can be instantaneously transformed into a camp-stool it can be used conveniently even for short rests.

I claim:—

A carrying frame adapted to form a knapsack and a camp-stool comprising in combination an outer wooden frame, and an inner wooden frame hingedly connected the one with the other at the middle, a top transverse bar of each frame serving as end supports for a seat, a lower transverse bar in the outer frame, a transverse bar at the middle of the height of said outer frame, a transverse bar of the inner frame fixed below the points of intersection of the two frames, a strip of canvas attached at one end on said top transverse bar of the outer frame wound around said top transverse bar of the inner frame in the form of a wide loop, conducted back over said top transverse bar of the outer frame passing over said lower transverse bar of the outer frame and back to the upper end of said top transverse bar to form a bag with open sides, wedge-shaped side parts fixed on said open sides of said bag shaped part of the canvas strip, and shoulder strips attached to said top transverse bar of the inner frame.

In testimony whereof I affix my signature.

J. J. BÖNNER.