



US00D367053S

United States Patent [19]
Ogasawara et al.

[11] **Patent Number:** **Des. 367,053**
[45] **Date of Patent:** ****Feb. 13, 1996**

[54] **COMBINED TAPE PLAYER AND RADIO RECEIVER**

Assistant Examiner—Nanda Bondade
Attorney, Agent, or Firm—Thomas G. Carulli

[75] Inventors: **Shinichi Ogasawara; Akira Okada,**
both of Tokyo, Japan

[57] **CLAIM**

The ornamental design for a combined tape player and radio receiver, as shown and described.

[73] Assignee: **Sony Corporation,** Tokyo, Japan

[**] Term: **14 Years**

DESCRIPTION

[21] Appl. No.: **18,881**

[22] Filed: **Feb. 17, 1994**

[30] **Foreign Application Priority Data**

Sep. 7, 1993 [JP] Japan 5-26985

[52] **U.S. Cl.** **D14/163; D14/165**

[58] **Field of Search** D14/124, 154,
D14/160–171, 188–198, 257, 260, 299;
455/344, 350–351

[56] **References Cited**

U.S. PATENT DOCUMENTS

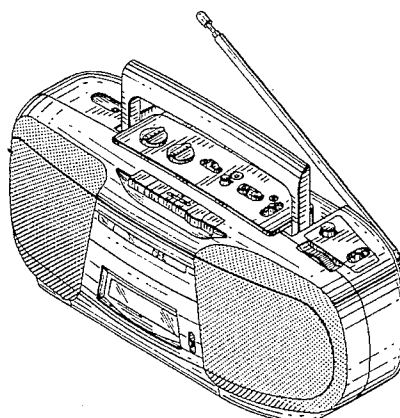
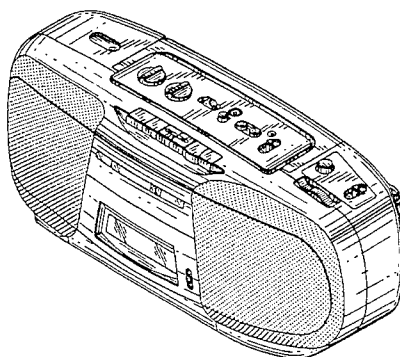
D. 318,277 7/1991 Kakimoto D14/168 X
D. 341,141 11/1993 Nara D14/168
D. 350,753 9/1994 Oka D14/156 X

OTHER PUBLICATIONS

Sony, Premier Issue, Spring/Summer 1993, p. 48, CD/Radio/Cassette Recorders CFD–59 and CFD–20.

Primary Examiner—Ted Shooman

1 Claim, 3 Drawing Sheets



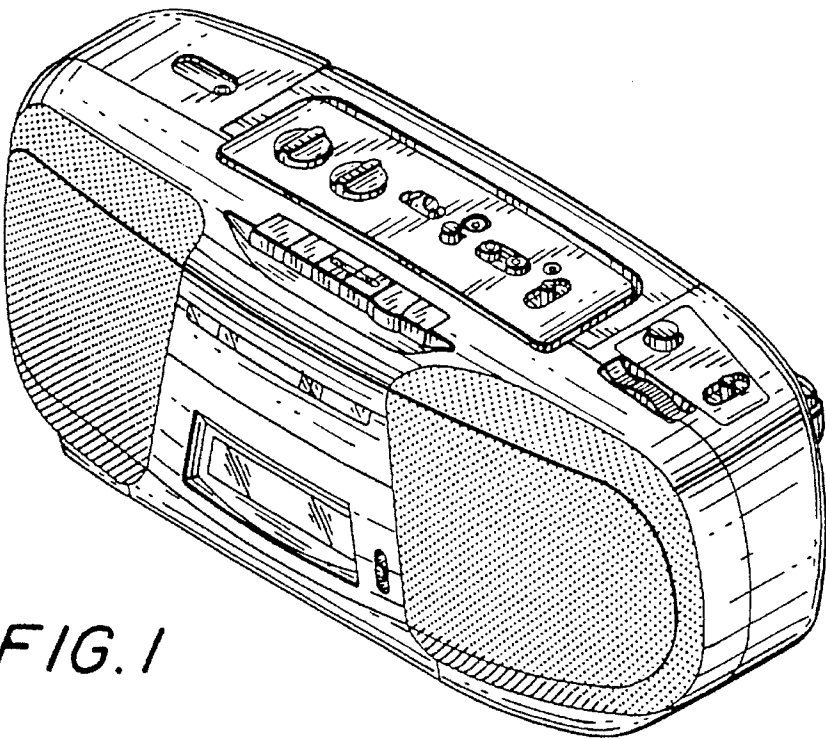


FIG. 1

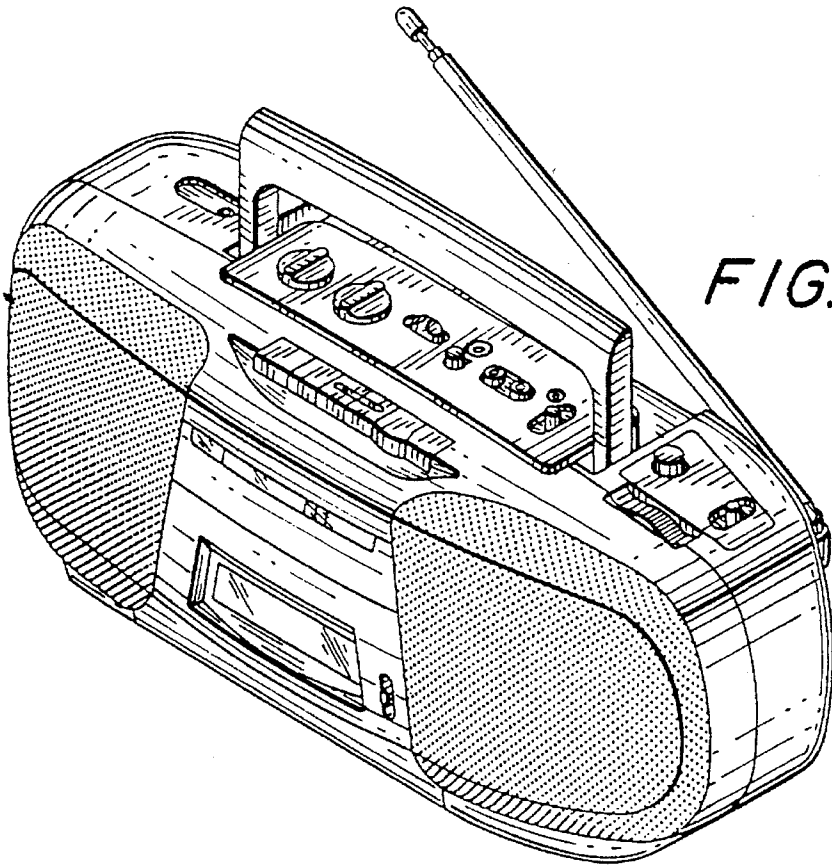


FIG. 2

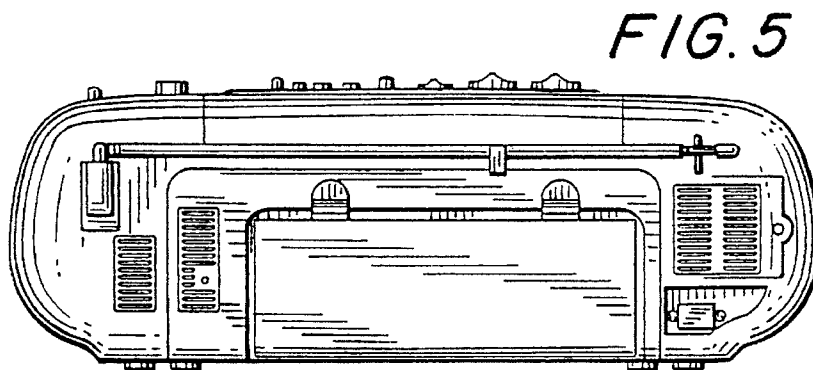
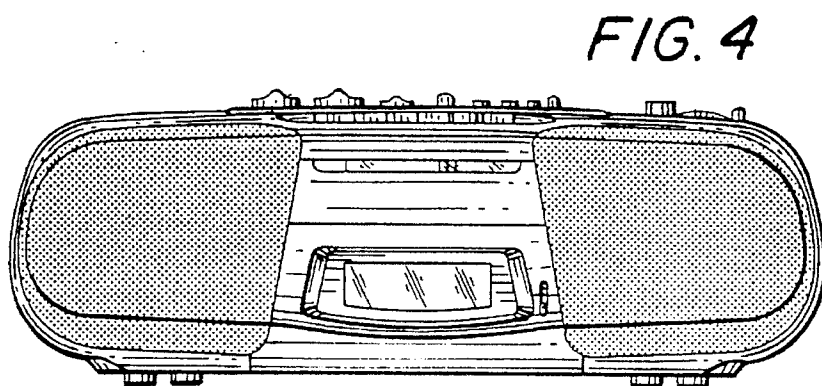
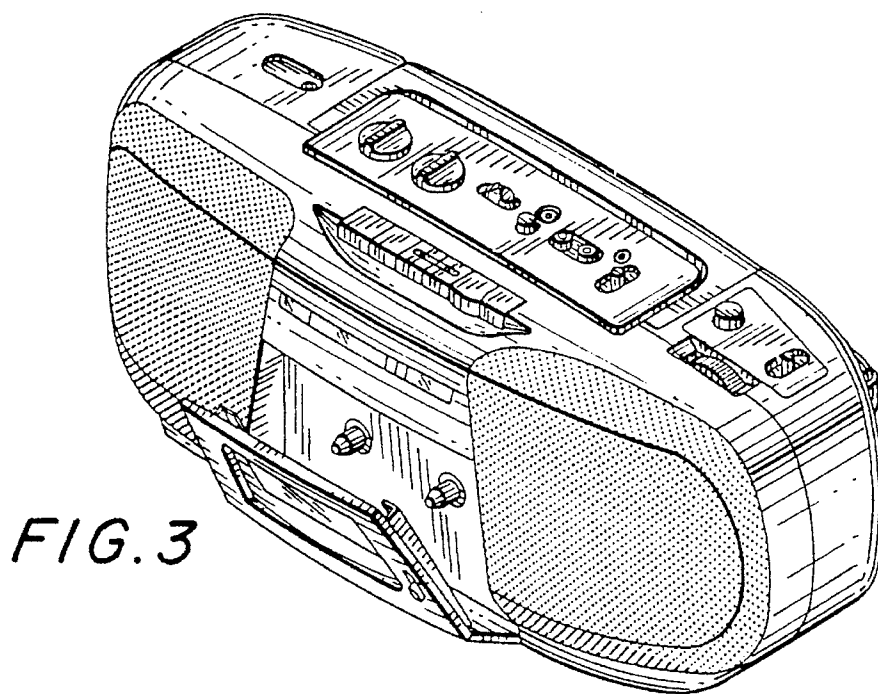


FIG. 6

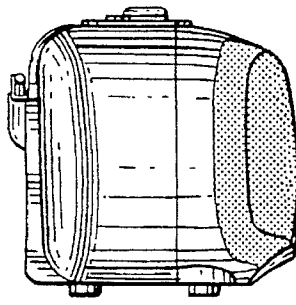


FIG. 7

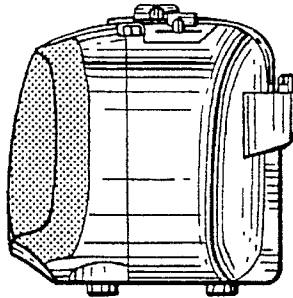


FIG. 8

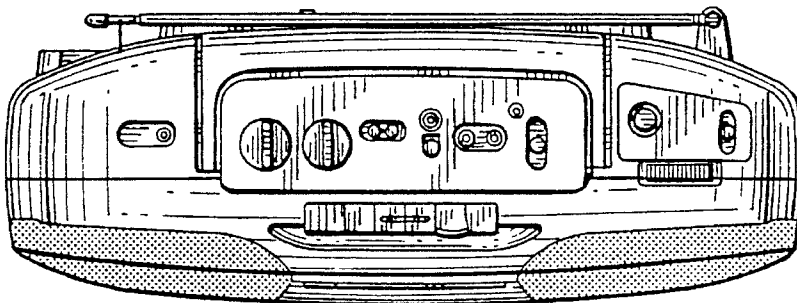


FIG. 9

