



US00D679799S

(12) **United States Design Patent**  
**D'Souza et al.**

(10) **Patent No.:** **US D679,799 S**

(45) **Date of Patent:** **\*\* Apr. 9, 2013**

(54) **MASK ASSEMBLY**

(75) Inventors: **Errol Savio Alex D'Souza**, Hornsby Heights (AU); **Matthew Eves**, Manly Vale (AU); **Justin John Formica**, Voyager Point (AU); **David James Lockwood**, Seaford (AU); **Stuart Norris Plascott**, Macquarie Park (AU); **Rupert Christian Scheiner**, Davidson (AU); **Zoran Valcic**, Chatswood (AU); **Jamie Graeme Wehbeh**, Mosman (AU)

(73) Assignee: **ResMed Limited**, Bella Vista (AU)

(\*\*) Term: **14 Years**

(21) Appl. No.: **29/347,440**

(22) Filed: **Jan. 8, 2010**

(51) **LOC (9) Cl.** ..... **29-02**

(52) **U.S. Cl.**  
USPC ..... **D24/110**

(58) **Field of Classification Search** ..... D24/110,  
D24/110.1, 110.4, 110.5, 110.6; 128/205.25,  
128/206.13, 206.24, 206.25, 206.28, 206.26,  
128/206.23, 206.18, 207.11, 207.13  
See application file for complete search history.

(56) **References Cited**

U.S. PATENT DOCUMENTS

D486,226	S	*	2/2004	Guney et al.	.....	D24/110.1
D557,411	S	*	12/2007	Smart et al.	.....	D24/110.1
D582,546	S	*	12/2008	Fujiura et al.	.....	D24/110.1
D586,458	S	*	2/2009	Kooij et al.	.....	D24/110.1
D597,661	S	*	8/2009	Reid et al.	.....	D24/110.1
D612,932	S	*	3/2010	Davidson et al.	.....	D24/110.1
D614,763	S	*	4/2010	Maurer et al.	.....	D24/110.1
D624,642	S	*	9/2010	Collazo et al.	.....	D24/110.1

D639,419	S	*	6/2011	Eves et al.	.....	D24/110.1
D639,932	S	*	6/2011	D'Souza et al.	.....	D24/110.1
D645,955	S	*	9/2011	Kooij et al.	.....	D24/110.1
D653,328	S	*	1/2012	Eves et al.	.....	D24/110.1
D665,494	S	*	8/2012	Stallard et al.	.....	D24/110.1

\* cited by examiner

*Primary Examiner* — Rashida Johnson

(74) *Attorney, Agent, or Firm* — Nixon & Vanderhye, PC

(57) **CLAIM**

The ornamental design for a mask assembly, as shown and described.

**DESCRIPTION**

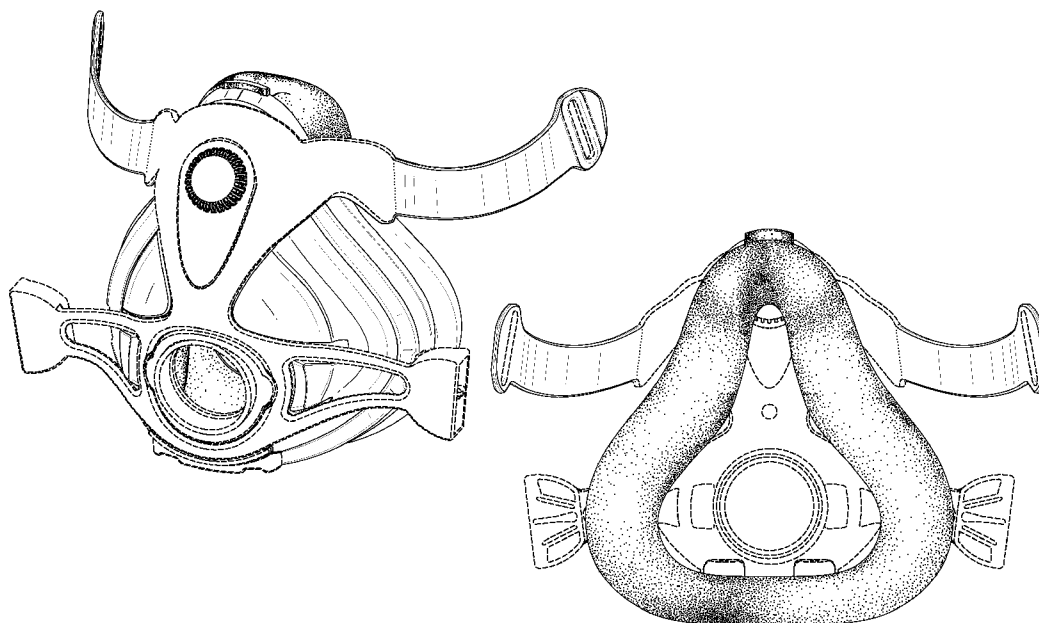
FIG. 1 is a front perspective view of a mask assembly showing our new design;  
FIG. 2 is a front view thereof;  
FIG. 3 is a rear view thereof;  
FIG. 4 is a top view thereof;  
FIG. 5 is a bottom view thereof;  
FIG. 6 is a left side view thereof, with the right side view being a mirror image thereof; and,  
FIG. 7 is a rear perspective view thereof.

Where included, the use of stippling (e.g., for the cushion) indicates a contrasting material with the adjacent line-shaded portion of the mask assembly, e.g., the frame and shroud.

The dotted lines represent the border between claimed and unclaimed subject matter and do not form part of the claimed design.

The dashed, broken lines shown throughout the views represent the portions of the mask assembly, which form no part of the claimed design.

**1 Claim, 7 Drawing Sheets**



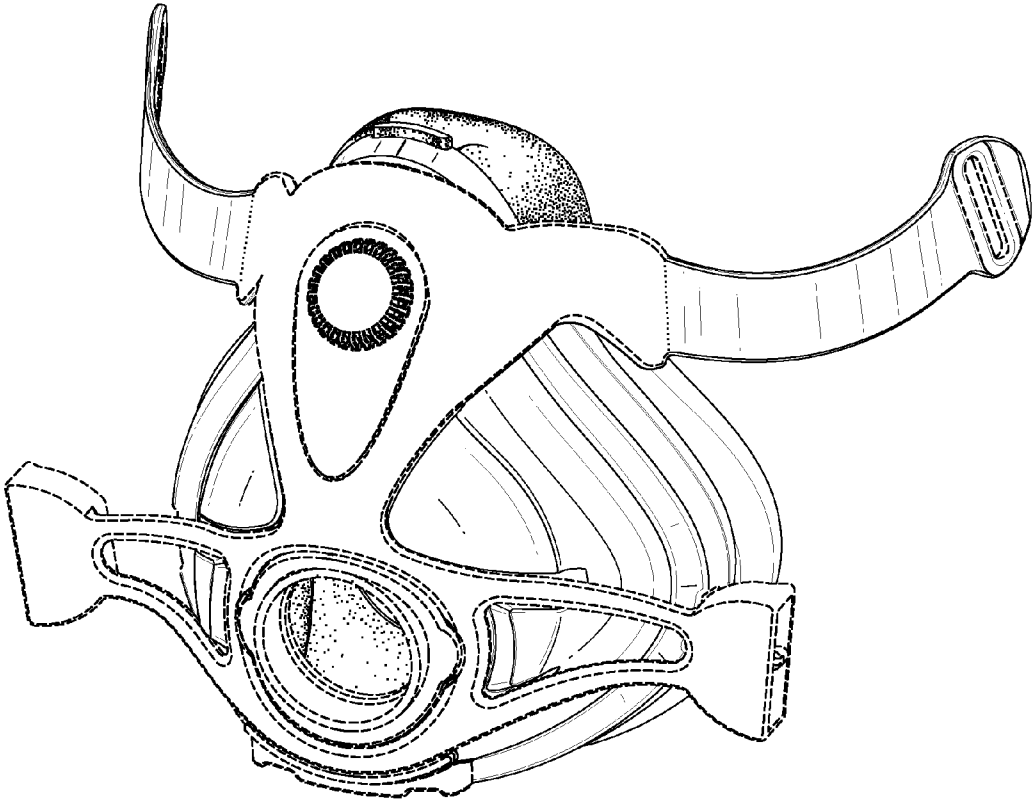


Fig. 1

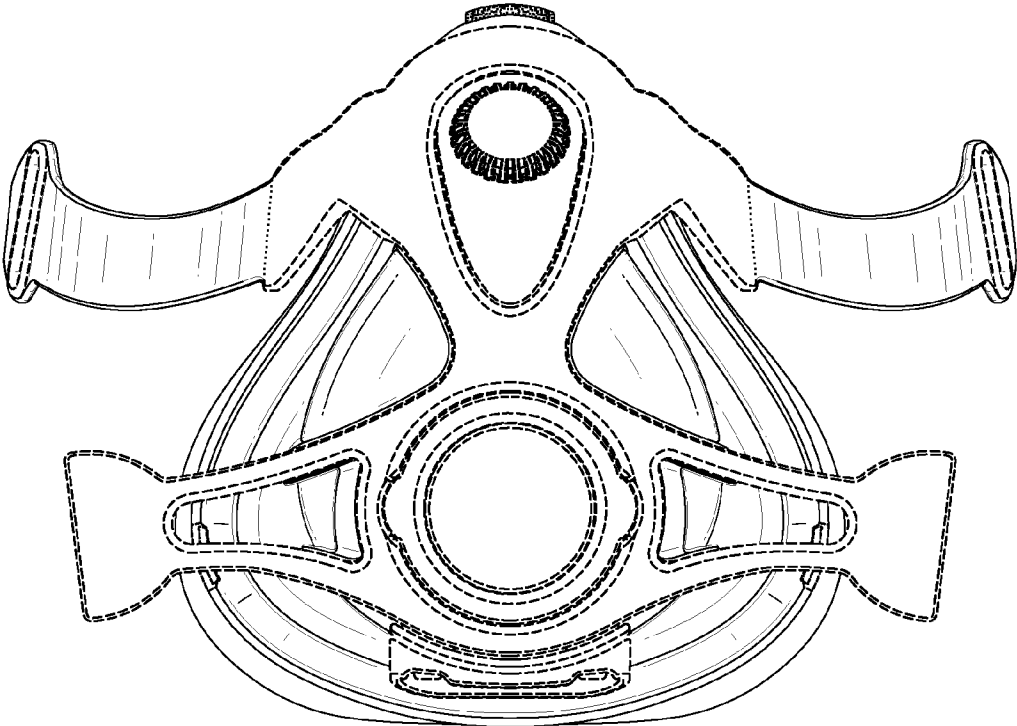


Fig. 2

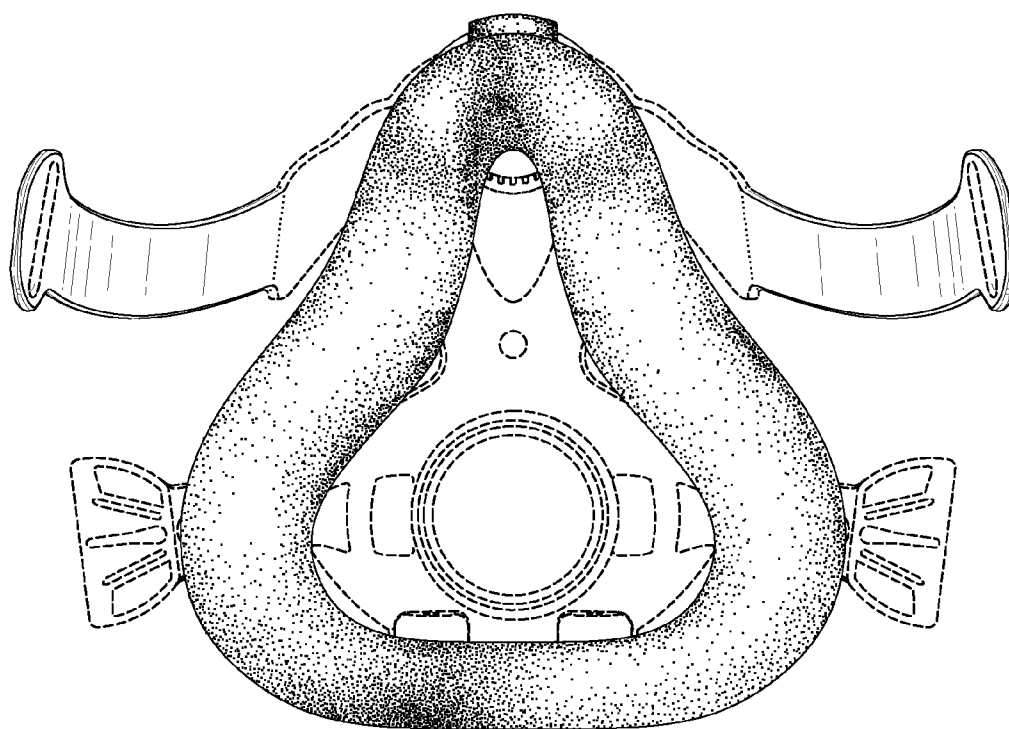


Fig. 3

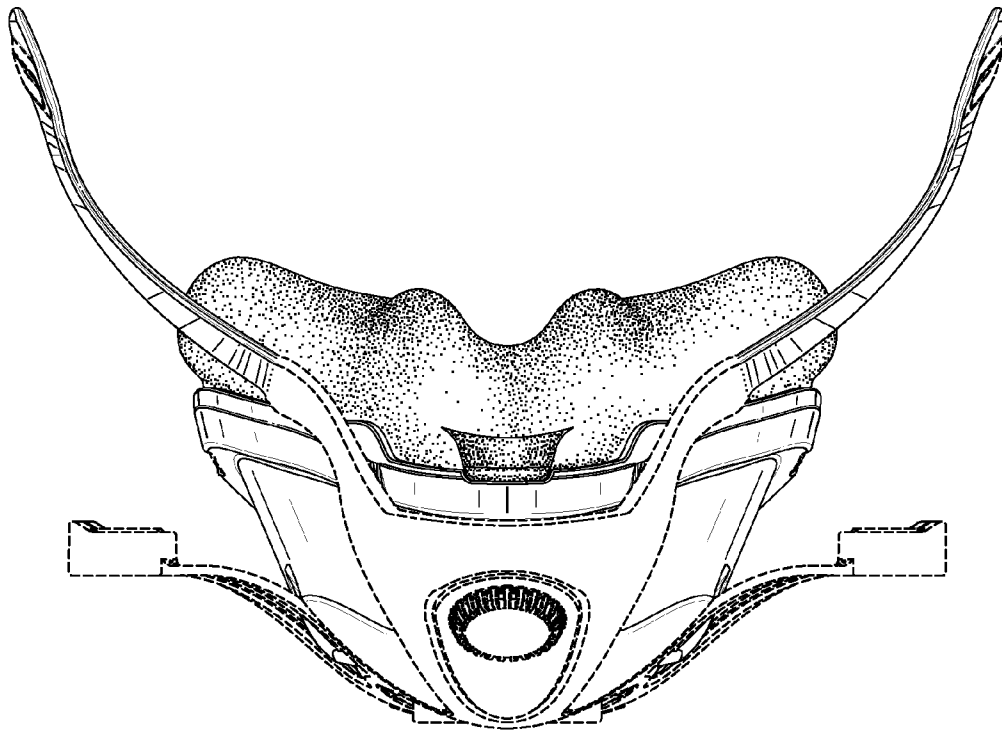


Fig. 4

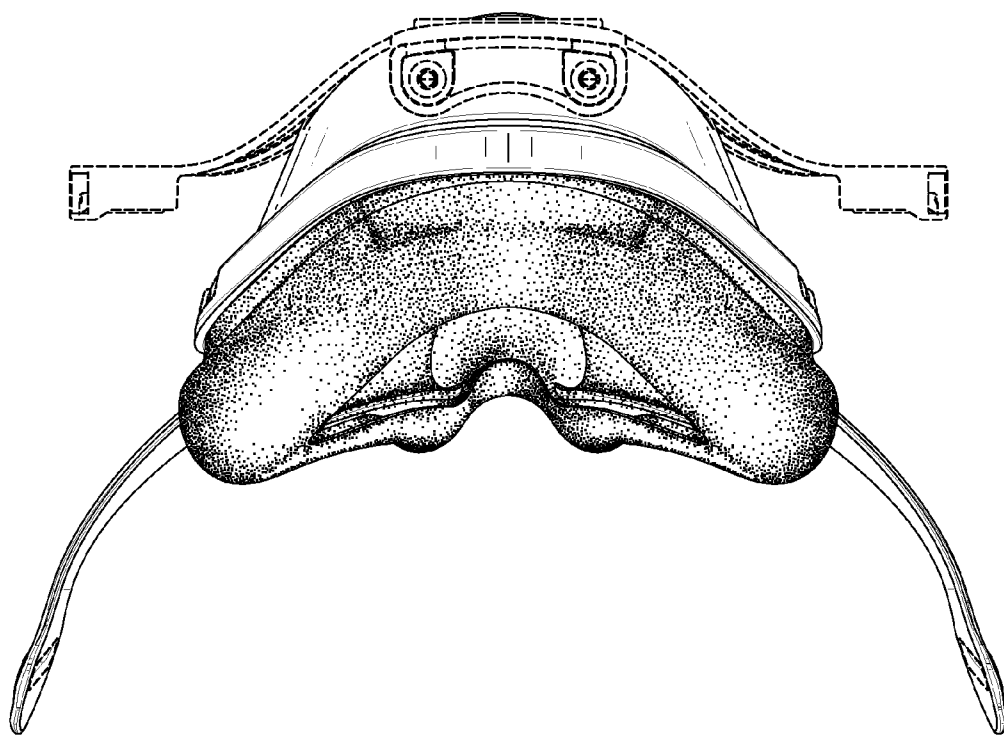


Fig. 5

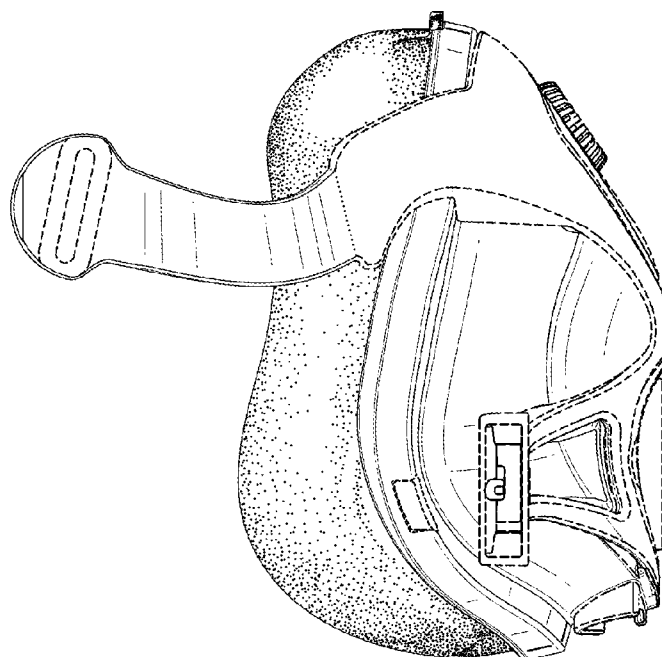


Fig. 6

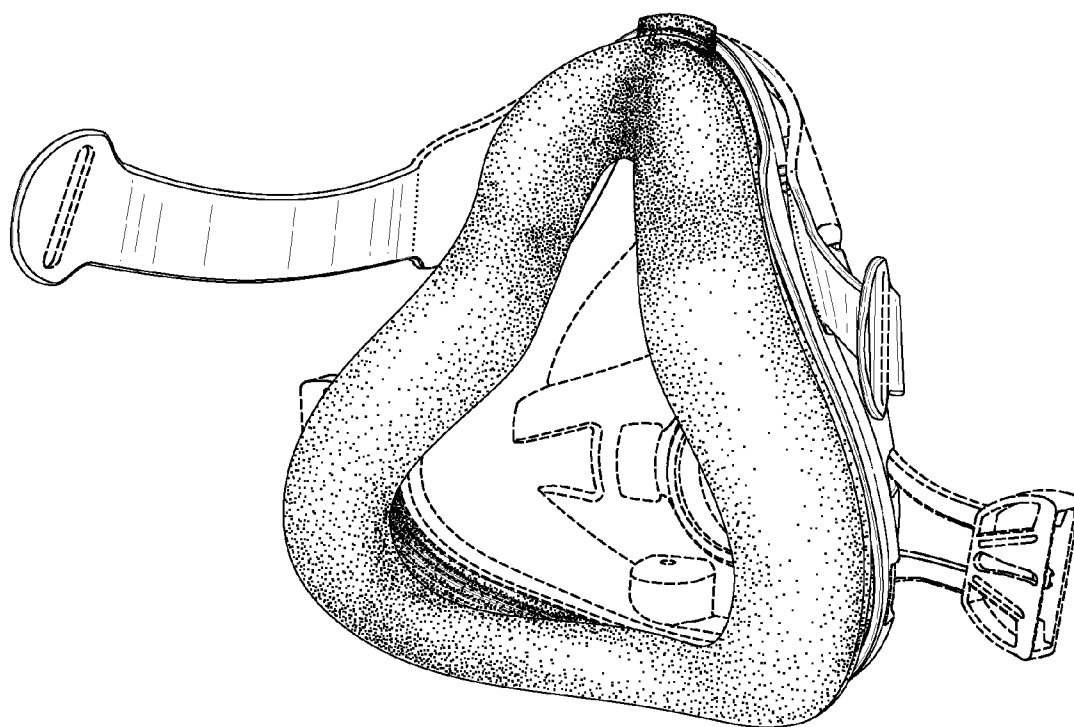


Fig. 7