US011954729B2

(12) **United States Patent**
Friedman et al.

(10) **Patent No.: US 11,954,729 B2**
(45) **Date of Patent: *Apr. 9, 2024**

(54) **PROVIDING INFORMATION OF ASSETS FOR TRANSACTION TO A USER BASED ON THE USER PROFILE**

(71) Applicant: **Auction.com, LLC**, Irvine, CA (US)

(72) Inventors: **Robert Friedman**, Irvine, CA (US); **Sarina Kinder**, Rancho Santa Margarita, CA (US); **Eric Johnson**, Irvine, CA (US); **Michael Jansta**, Irvine, CA (US)

(73) Assignee: **Auction.com, LLC**, Irvine, CA (US)

(*) Notice: Subject to any disclaimer, the term of this patent is extended or adjusted under 35 U.S.C. 154(b) by 0 days.

This patent is subject to a terminal disclaimer.

(21) Appl. No.: **18/136,311**

(22) Filed: **Apr. 18, 2023**

(65) **Prior Publication Data**

US 2023/0360117 A1 Nov. 9, 2023

Related U.S. Application Data

(63) Continuation of application No. 16/137,909, filed on Sep. 21, 2018, now Pat. No. 11,663,651, which is a (Continued)

(51) **Int. Cl.**
G06Q 30/00 (2023.01)
G06Q 30/08 (2012.01)

(52) **U.S. Cl.**
CPC ***G06Q 30/08*** (2013.01)

(58) **Field of Classification Search**
CPC G06Q 30/08
See application file for complete search history.

(56) **References Cited**

U.S. PATENT DOCUMENTS

7,548,884 B1 6/2009 Thomas
7,707,153 B1 4/2010 Petito et al.
(Continued)

FOREIGN PATENT DOCUMENTS

JP 2002170004 A 6/2002

OTHER PUBLICATIONS

Mizuta, Hideyuki, and Ken Steiglitz. "Agent-based simulation of dynamic online auctions." 2000 Winter Simulation Conference Proceedings (Cat. No. 00CH37165). vol. 2. IEEE, 2000.*
(Continued)

Primary Examiner — Kathleen Palavecino
(74) *Attorney, Agent, or Firm* — Mahamedi IP Law LLP

(57) **ABSTRACT**

A method for providing a dynamically-updated electronic report of assets available for transaction to a user is provided. The electronic report is provided to a computing device operated by the user. The electronic report includes one or more entries that each corresponds to an asset for sale. Each entry can include a link for the corresponding asset. In response to receiving user selection of a link on the report, one or more characteristics of the asset corresponding to the selected link are determined. One or more additional assets are determined based on the one or more characteristics. The electronic report is dynamically updated to include one or more entries corresponding to the one or more additional assets. A user profile of the user can also be updated in response to the user's selection.

20 Claims, 7 Drawing Sheets

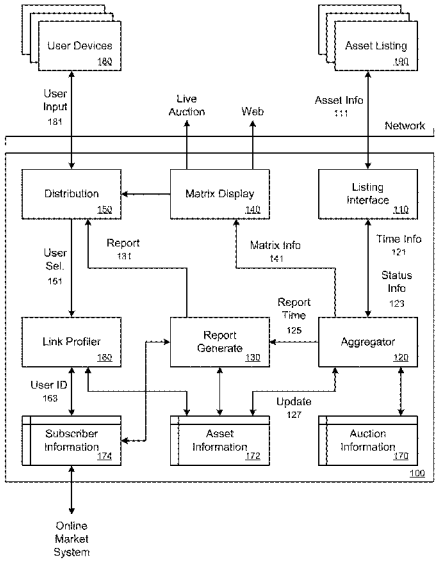

Related U.S. Application Data

continuation of application No. 14/214,440, filed on Mar. 14, 2014, now Pat. No. 10,109,007.

(60) Provisional application No. 61/800,747, filed on Mar. 15, 2013.

(56) **References Cited**

U.S. PATENT DOCUMENTS

2001/0029478	A1	10/2001	Laster
2002/0065763	A1	5/2002	Taylor et al.
2002/0123959	A1	9/2002	Mozley et al.
2003/0014349	A1	1/2003	Guler et al.
2003/0105682	A1	6/2003	Dicker
2004/0128224	A1	7/2004	Dabney et al.
2005/0197950	A1	9/2005	Moya et al.
2005/0278243	A1	12/2005	Ghani et al.
2005/0288957	A1	12/2005	Eraker
2008/0046343	A1	2/2008	Maguire et al.
2008/0147566	A1	6/2008	Malik
2009/0030768	A1	1/2009	Ginter et al.
2009/0198608	A1	8/2009	Jain et al.
2011/0004560	A1	1/2011	Knake et al.
2012/0136776	A1	5/2012	Haberaecker et al.
2012/0246024	A1	9/2012	Thomas et al.
2013/0159142	A1	6/2013	Moreno et al.
2013/0325623	A1	12/2013	Balduf et al.

OTHER PUBLICATIONS

International Search Report and Written Opinion dated Aug. 20, 2014, Application No. PCT/US2014/029890.

International Search Report and Written Opinion dated Aug. 18, 2014, Application No. PCT/US2014/029895.

International Search Report and Written Opinion dated Jun. 29, 2015, Application No. PCT/US2015/022803.

* cited by examiner

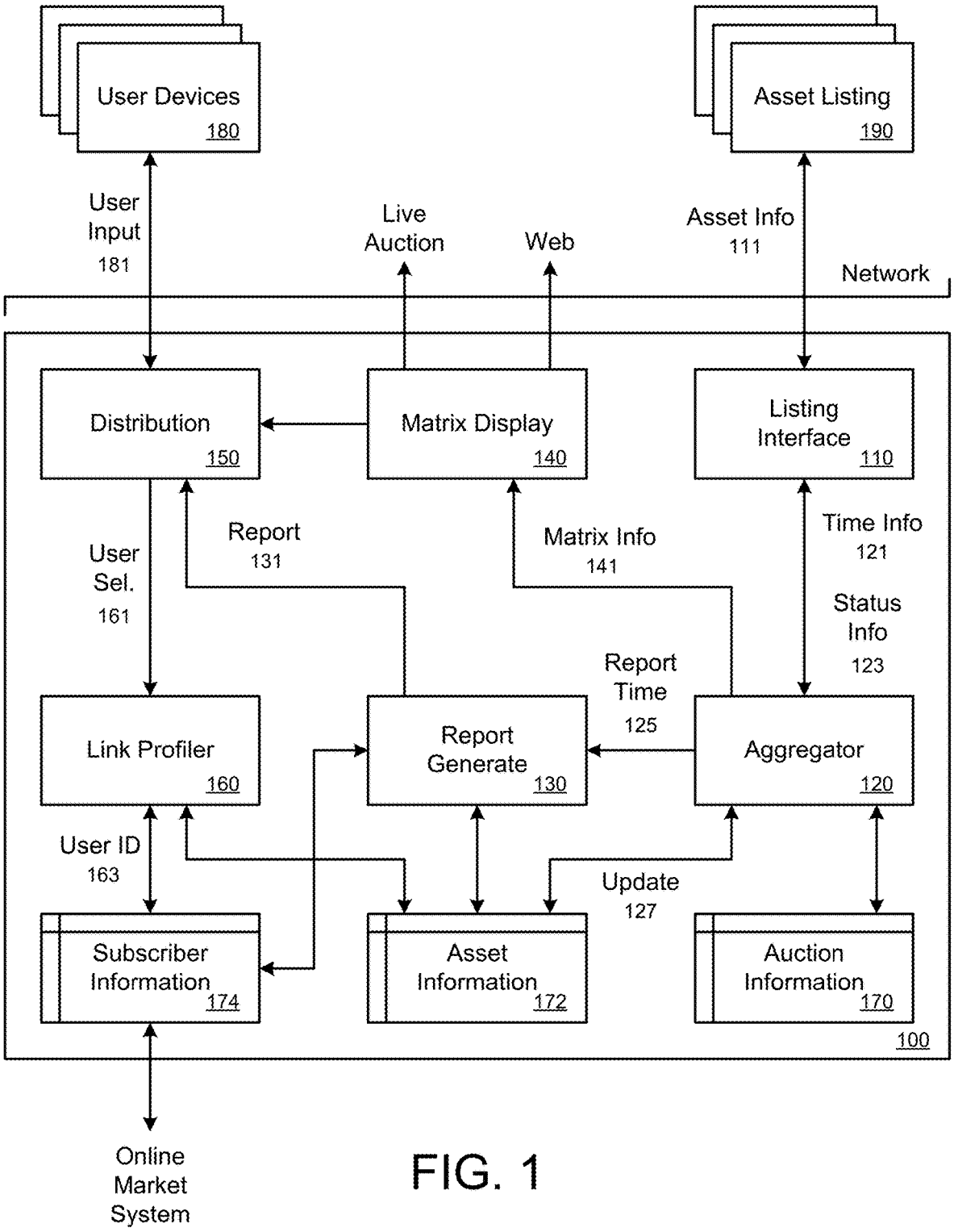
User Devices
180
Asset Listing
190
User
Input
181
Live
Auction
Web
Asset Info
111
Network
Distribution
150
Matrix Display
140
Listing
Interface
110
User
Sel.
161
Report
131
Matrix Info
141
Time Info
121
Status
Info
123
Report
Time
125
Link Profiler
160
Report
Generate
130
Aggregator
120
User ID
163
Update
127
Subscriber
Information
174
Asset
Information
172
Auction
Information
170
100
Online
Market
System

FIG. 1

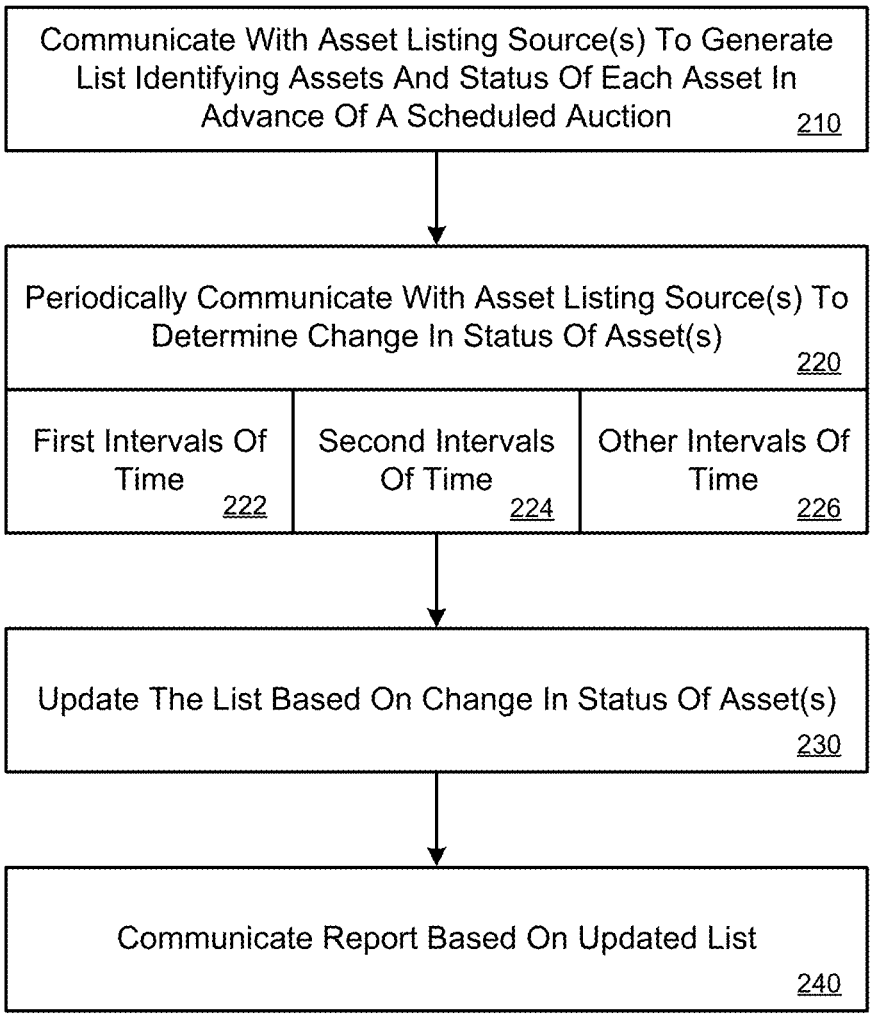
Communicate With Asset Listing Source(s) To Generate List Identifying Assets And Status Of Each Asset In Advance Of A Scheduled Auction
210
Periodically Communicate With Asset Listing Source(s) To Determine Change In Status Of Asset(s)
220
First Intervals Of Time
222
Second Intervals Of Time
224
Other Intervals Of Time
226
Update The List Based On Change In Status Of Asset(s)
230
Communicate Report Based On Updated List
240

FIG. 2

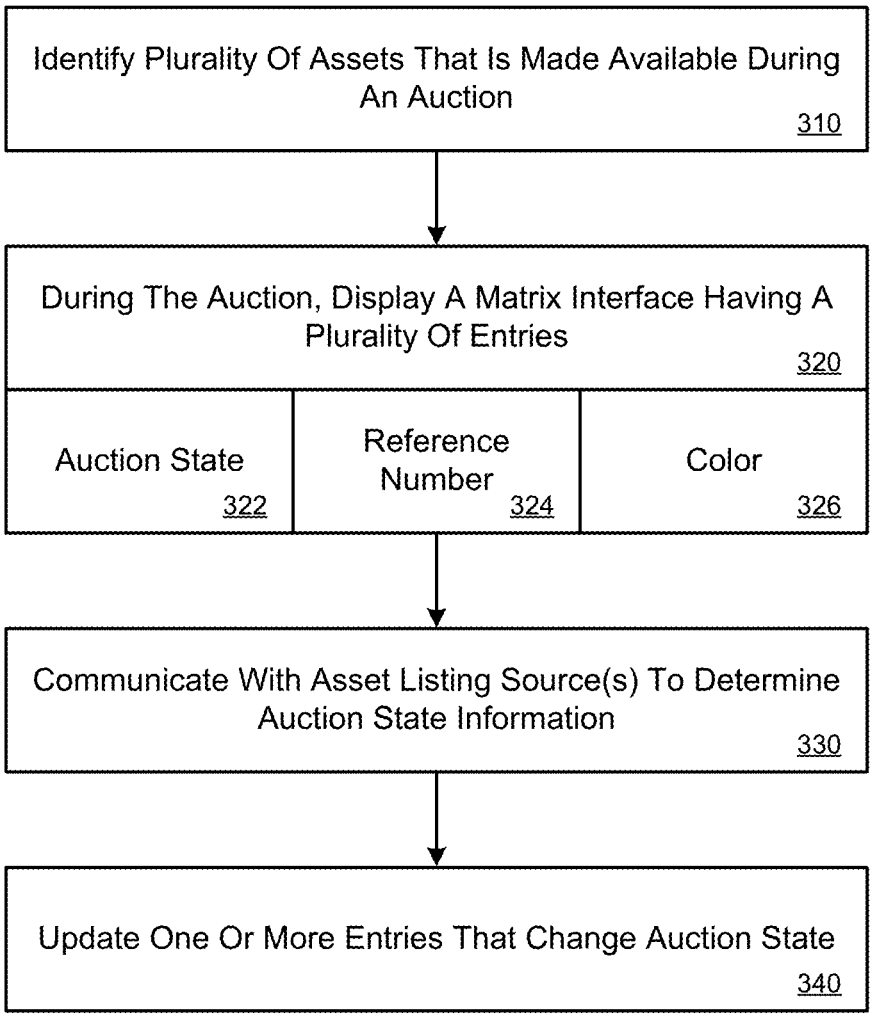
Identify Plurality Of Assets That Is Made Available During An Auction
310
During The Auction, Display A Matrix Interface Having A Plurality Of Entries
320
Auction State
322
Reference Number
324
Color
326
Communicate With Asset Listing Source(s) To Determine Auction State Information
330
Update One Or More Entries That Change Auction State
340

FIG. 3

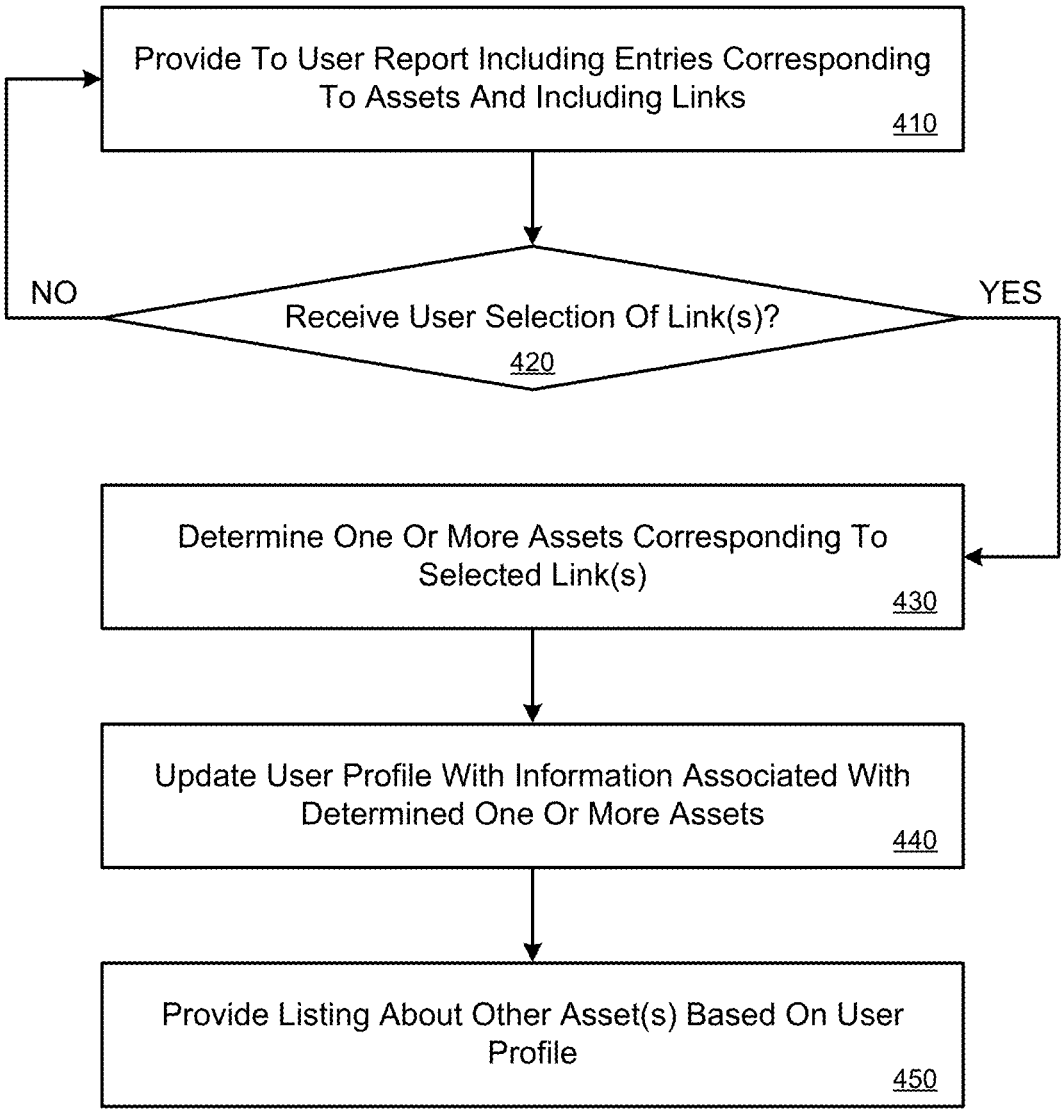
Provide To User Report Including Entries Corresponding To Assets And Including Links
410
Receive User Selection Of Link(s)?
420
NO
YES
Determine One Or More Assets Corresponding To Selected Link(s)
430
Update User Profile With Information Associated With Determined One Or More Assets
440
Provide Listing About Other Asset(s) Based On User Profile
450

FIG. 4

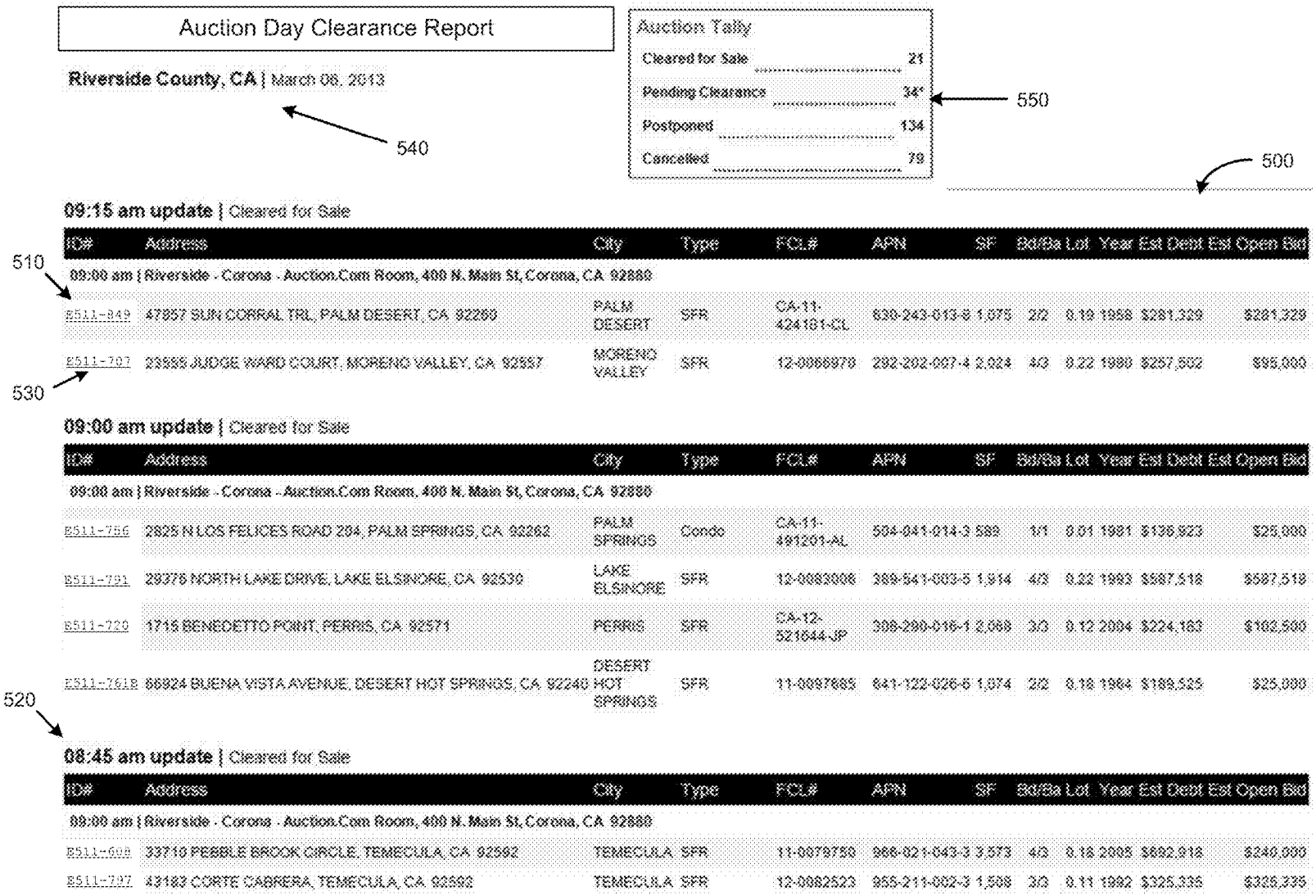

ID#	Address	City	Type	FCL#	APN	SF	Bd/Ba	Lot	Year	Est Debt	Est Open Bid
09:00 am | Riverside - Corona - Auction.Com Room, 400 N. Main St, Corona, CA 92880											
E511-849	47857 SUN CORRAL TRL, PALM DESERT, CA 92260	PALM DESERT	SFR	CA-11-424181-CL	630-243-013-8	1,075	2/2	0.19	1958	$281,329	$281,329
E511-707	23555 JUDGE WARD COURT, MORENO VALLEY, CA 92557	MORENO VALLEY	SFR	12-0066970	292-202-007-4	2,024	4/3	0.22	1980	$257,502	$95,000
09:00 am | Riverside - Corona - Auction.Com Room, 400 N. Main St, Corona, CA 92880											
E511-756	2825 N LOS FELICES ROAD 204, PALM SPRINGS, CA 92262	PALM SPRINGS	Condo	CA-11-491201-AL	504-041-014-3	589	1/1	0.01	1981	$136,923	$25,000
E511-791	29376 NORTH LAKE DRIVE, LAKE ELSINORE, CA 92530	LAKE ELSINORE	SFR	12-0083006	389-541-003-5	1,914	4/3	0.22	1993	$587,518	$587,518
E511-720	1715 BENEDETTO POINT, PERRIS, CA 92571	PERRIS	SFR	CA-12-521644-JP	308-290-016-1	2,068	3/3	0.12	2004	$224,183	$102,500
E511-761B	66924 BUENA VISTA AVENUE, DESERT HOT SPRINGS, CA 92240	DESERT HOT SPRINGS	SFR	11-0097685	641-122-026-6	1,074	2/2	0.18	1964	$189,525	$25,000
08:45 am update | Cleared for Sale											
09:00 am | Riverside - Corona - Auction.Com Room, 400 N. Main St, Corona, CA 92880											
E511-608	33710 PEBBLE BROOK CIRCLE, TEMECULA, CA 92592	TEMECULA	SFR	11-0079750	966-021-043-3	3,573	4/3	0.18	2005	$692,918	$240,000
E511-797	43183 CORTE CABRERA, TEMECULA, CA 92592	TEMECULA	SFR	12-0082523	955-211-002-3	1,508	3/3	0.11	1992	$325,335	$325,335

FIG. 5

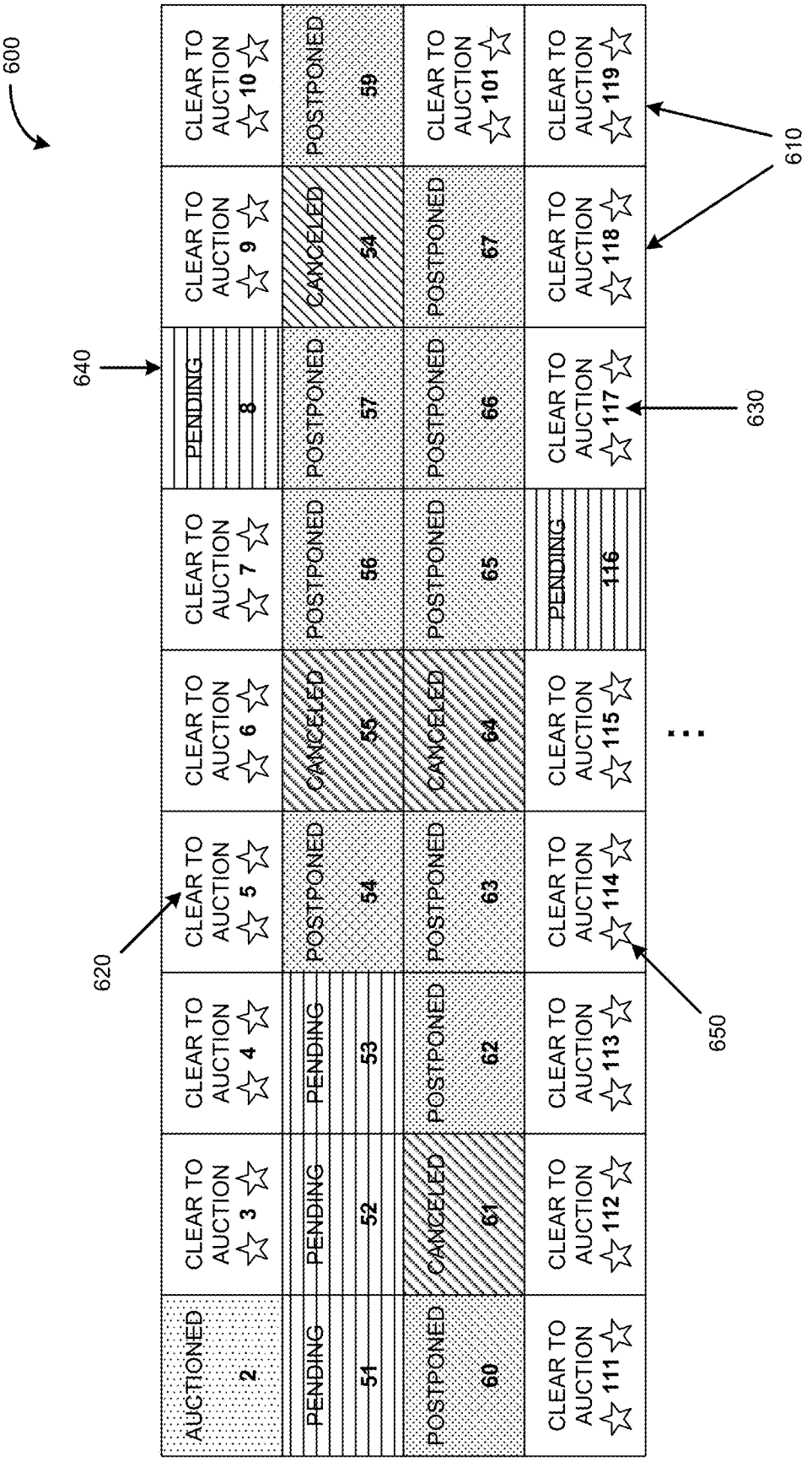
600
640
620
650
610
630
AUCTIONED 2
CLEAR TO AUCTION ☆ 3 ☆
CLEAR TO AUCTION ☆ 4 ☆
CLEAR TO AUCTION ☆ 5 ☆
CLEAR TO AUCTION ☆ 6 ☆
CLEAR TO AUCTION ☆ 7 ☆
PENDING 8
CLEAR TO AUCTION ☆ 9 ☆
CLEAR TO AUCTION ☆ 10 ☆
PENDING 51
PENDING 52
PENDING 53
POSTPONED 54
CANCELED 55
POSTPONED 56
POSTPONED 57
CANCELED 54
POSTPONED 59
POSTPONED 60
CANCELED 61
POSTPONED 62
POSTPONED 63
CANCELED 64
POSTPONED 65
POSTPONED 66
POSTPONED 67
CLEAR TO AUCTION ☆ 101 ☆
CLEAR TO AUCTION ☆ 111 ☆
CLEAR TO AUCTION ☆ 112 ☆
CLEAR TO AUCTION ☆ 113 ☆
CLEAR TO AUCTION ☆ 114 ☆
CLEAR TO AUCTION ☆ 115 ☆
PENDING 116
CLEAR TO AUCTION ☆ 117 ☆
CLEAR TO AUCTION ☆ 118 ☆
CLEAR TO AUCTION ☆ 119 ☆

FIG. 6

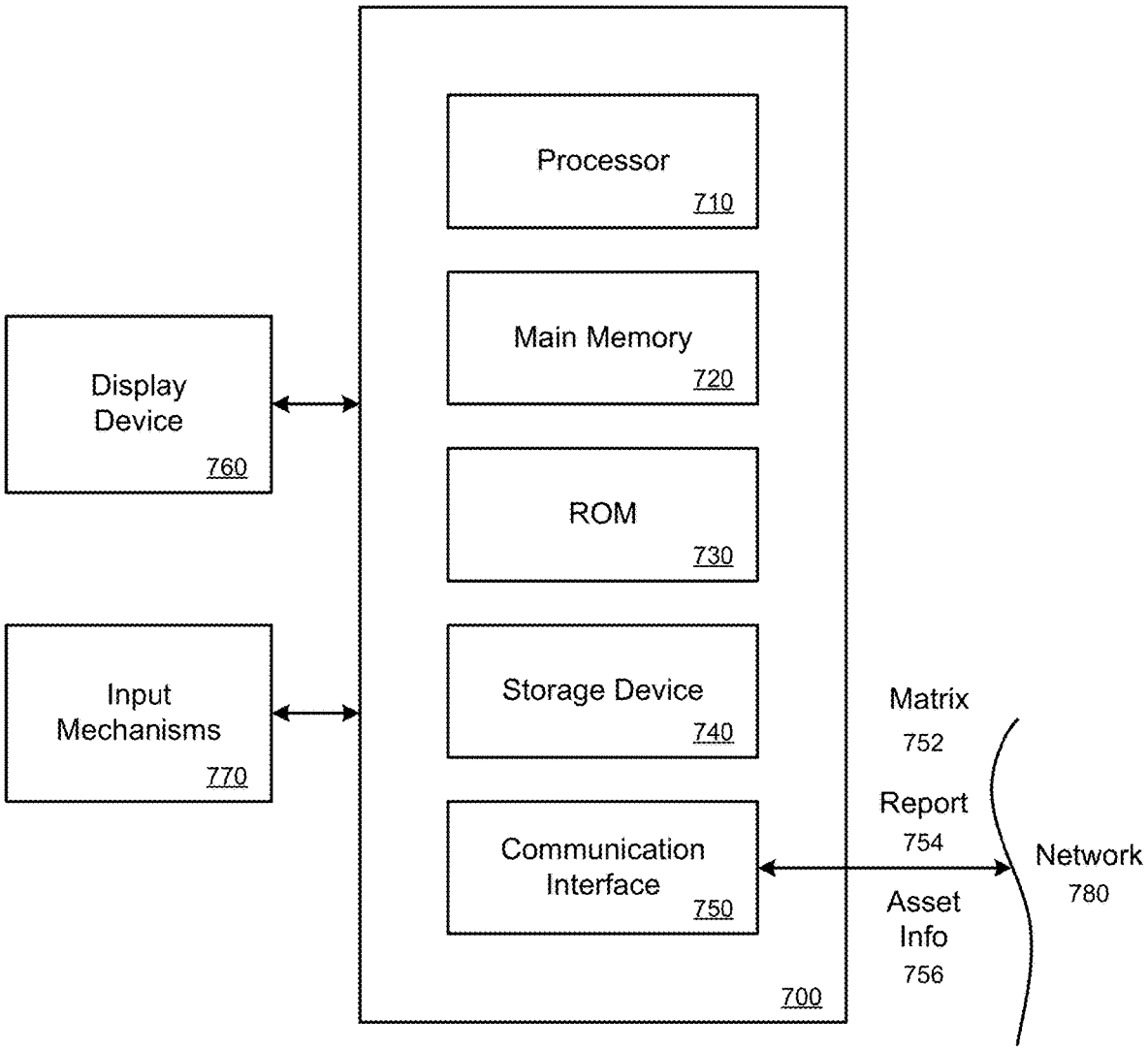
Processor
710
Main Memory
720
ROM
730
Storage Device
740
Communication Interface
750
700
Display Device
760
Input Mechanisms
770
Matrix
752
Report
754
Asset Info
756
Network
780

FIG. 7

PROVIDING INFORMATION OF ASSETS FOR TRANSACTION TO A USER BASED ON THE USER PROFILE

RELATED APPLICATIONS

This application is a continuation of U.S. patent application Ser. No. 16/137,909, filed Sep. 21, 2018; which is a continuation of U.S. patent application Ser. No. 14/214,440, filed Mar. 14, 2014, now issued as U.S. Pat. No. 10,109,007; which claims benefit of priority to Provisional U.S. Patent Application No. 61/800,747, filed Mar. 15, 2013; the aforementioned applications are hereby incorporated by reference in their respective entirety for all purposes.

TECHNICAL FIELD

Examples described herein pertain generally to a system and method for providing updated information about assets for a live auction.

BACKGROUND

A variety of auction forums exist that enable users to transact for various kinds of items, such as collectibles, electronics, and other goods or services.

BRIEF DESCRIPTION OF THE DRAWINGS

FIG. **1** illustrates an example system for providing information about a plurality of assets for a live auction.

FIG. **2** illustrates an example method for providing information about a plurality of assets for a live auction.

FIG. **3** illustrates another example method providing information about a plurality of assets for a live auction.

FIG. **4** illustrates an example method for providing information of assets for transaction to a user based on a profile of the user.

FIG. **5** illustrates an example report that includes information about a plurality of assets and their corresponding statuses.

FIG. **6** illustrates an example matrix interface that identifies a plurality of assets and their corresponding auction states.

FIG. **7** is a block diagram that illustrates a computer system upon which examples described herein may be implemented.

DETAILED DESCRIPTION

Examples described herein provide a system and computer-implemented method for providing a variety of information about assets for an auction to interested users or participants. Reports can be generated and communicated to users before the auction is held in order to notify users of the statuses of the assets up to the time of the auction. In addition, other presentations can be provided to assist the users during the duration of an auction.

According to examples, a system, such as an auction management system, can communicate with one or more asset listing sources to generate a list that identifies a plurality of assets and a status of each asset in advance of a scheduled auction. The scheduled auction can be a live auction having a start time on a start date. The system can periodically communicate with one or more asset listing sources, at first time intervals, to determine a change in the status of one or more assets. Based on the change in one or more statuses, the list that identifies the plurality of assets can be updated accordingly. A report can be communicated to one or more users based on the updated list.

Depending on implementation, the system can periodically communicate with the asset listing source(s), at first time intervals, until a particular date and/or time (e.g., one day before the start date of the auction, or on the start date of the auction). On that particular date and/or time, the system can communicate with the asset listing source(s), at second time intervals. The second time intervals can be smaller than the first time intervals so that as the auction start time and date approaches, users can receive more up to date information about the assets.

In other examples, a system can identify a plurality of assets that is made to be available during an auction. Each of the plurality of assets can include an auction state. During the auction, a matrix interface can be displayed. For example, a display device that is provided at the location of a live auction can display the matrix interface. The matrix interface can include a plurality of entries, where each entry identifies a corresponding asset and the auction state of that asset. Also during the auction, the auction state of one or more assets can be dynamically updated. The updated auction state(s) can be shown in the matrix interface so that a user can quickly understand the auction states of the assets.

In one example, each of the plurality of assets can be associated with an asset identifier, and each asset identifier can be associated with a reference number. The matrix interface can be displayed by providing, for each of the entries, the reference number of the corresponding asset. In addition, each entry can have a color that is associated with the auction state of the asset. In this manner, a user that is viewing the matrix interface can look for the entry with the reference number of the asset that the user is interested in, and determine whether the asset is available for bidding by looking at the color of the entry.

Still further, in some examples, a system can provide a report to a user or subscriber that includes information about assets that are to be available during an auction. The report can include a plurality of entries that each corresponds to an asset. Each entry can also include a link for the corresponding asset. When the user selects the linked, additional information for that asset can be provided to and viewed by the user. In response to receiving user selection of one or more links on the report, one or more assets corresponding to the one or more selected links are determined, and a profile of the user can be updated with information associated with the determined one or more assets. The system can provide additional listings about one or more other assets available for transaction to the user based on the profile of the user.

As used herein, an "asset" can refer to a tangible item or a product. Examples of an asset can include any item for sale, a vehicle, an antique, real estate property, etc. Types of real estate property can include a house, a townhouse, a condo, an apartment, a business property, land, etc. Also as used herein, a "user" can refer to a bidder (or potential bidder), or buyer of an asset at an auction.

One or more examples described herein provide that methods, techniques, and actions performed by a computing device are performed programmatically, or as a computer-implemented method. Programmatically, as used herein, means through the use of code or computer-executable instructions. These instructions can be stored in one or more memory resources of the computing device. A programmatically performed step may or may not be automatic.

One or more examples described herein can be implemented using programmatic modules, engines, or components. A programmatic module, engine, or component can include a program, a sub-routine, a portion of a program, or a software component or a hardware component capable of performing one or more stated tasks or functions. As used herein, a module or component can exist on a hardware component independently of other modules or components. Alternatively, a module or component can be a shared element or process of other modules, programs or machines.

Some examples described herein can generally require the use of computing devices, including processing and memory resources. For example, one or more examples described herein may be implemented, in whole or in part, on computing devices such as servers, desktop computers, cellular or smartphones, personal digital assistants (e.g., PDAs), laptop computers, printers, digital picture frames, network equipment (e.g., routers) and tablet devices. Memory, processing, and network resources may all be used in connection with the establishment, use, or performance of any example described herein (including with the performance of any method or with the implementation of any system).

Furthermore, one or more examples described herein may be implemented through the use of instructions that are executable by one or more processors. These instructions may be carried on a computer-readable medium. Machines shown or described with figures below provide examples of processing resources and computer-readable mediums on which instructions for implementing examples of the invention can be carried and/or executed. In particular, the numerous machines shown with examples of the invention include processor(s) and various forms of memory for holding data and instructions. Examples of computer-readable mediums include permanent memory storage devices, such as hard drives on personal computers or servers. Other examples of computer storage mediums include portable storage units, such as CD or DVD units, flash memory (such as carried on smartphones, multifunctional devices or tablets), and magnetic memory. Computers, terminals, network enabled devices (e.g., mobile devices, such as cell phones) are all examples of machines and devices that utilize processors, memory, and instructions stored on computer-readable mediums. Additionally, examples may be implemented in the form of computer-programs, or a computer usable carrier medium capable of carrying such a program.

System Description

FIG. **1** illustrates an example system for providing information about a plurality of assets for a live auction. A system **100** such as described by an example of FIG. **1** can be implemented in a variety of computing environments. For example, system **100** can be implemented as part of an online market system or environment, such as an online auction, or can be implemented as a network service that augments or facilitates an online market place. Accordingly, system **100** can be implemented as a network service, through a combination of servers and/or other network enabled computing devices. In variations, system **100** can be implemented on other computing platforms, including stand-alone systems. Thus, in some variations, system **100** can operate on a product or service that is maintained on a single computing device or storage device.

Depending on implementation, the components of system **100** can combine to provide status information of assets that are to be available during an auction. In particular, in some examples, one or more assets may be removed or postponed from being auctioned. System **100** can communicate with asset listing sources to maintain updated status information of the asset and provide the updated status information to users. According to an example, system **100** can include a listing interface **110**, an aggregator **120**, a report generate **130**, a matrix display **140**, and a distribution **150**. System **100** can also include one or more data stores, such as an auction information data store **170**, an asset information data store **172**, and a subscriber information data store **174**. In some implementations, data can be shared across the data stores **170**, **172**, **174**, or a single data store can be used to store information found in the data stores **170**, **172**, **174**.

System **100** can include a listing interface **110** to communicate with one or more asset listing sources **190** over one or more networks. The listing interface **110** can receive or retrieve information from the asset listing sources **190**. In one example, the listing interface **110** can periodically poll, pull data, and/or send requests to receive information from one or more asset listing sources **190**. An asset listing **190** can be a record of assets that are available for an auction. In some cases, an asset listing can be maintained by a trustee, such as an agent or a representative hired by a bank or mortgage holder of an asset. Depending on examples, such an asset can be a distressed asset or an asset having a debt (e.g., on a loan) that is associated with that asset and that is under a foreclosure order.

Depending on government regulations, when a bank or mortgage holder initiates a foreclosure process on the asset, the trustee can (or may be obligated to) publish information about the asset. The trustee can maintain an asset listing that includes a plurality of assets and particular information about the assets. During the foreclosure process, the state or status of the asset can change depending on a various circumstances. The trustee can update the asset listing with newly changed information about one or more assets. For example, before a public sale or auction can be held for the asset, the property owner can stop the foreclosure by reinstating or paying off the loan. The trustee may also find out information during due diligence and/or during the process to clear the asset for sale. As such, one or more of the assets identified in the asset listing sources can be in flux or unstable, e.g., at the time of auction, the asset in flux may not necessarily be available for sale or auction. For example, at a scheduled auction, one hundred assets can be listed that is made to be available for that auction. As the scheduled auction date and time nears, some of the assets may not be available for auction, and by the auction date, only seventy assets may be available.

System **100** can use the listing interface **110** to receive or retrieve information **110** about assets that are made to be available during a scheduled auction (e.g., distressed assets). Although distressed assets can include any type of item, product, vehicle, real property, etc., having a loan associated with it, for illustrative purposes, examples are provided with respect to real property. Information **111** about the assets, including status information of the assets **123**, can be provided to the aggregator **120**. According to examples, the status of an asset represents whether the asset will be available for the scheduled auction, and can correspond to at least one of (i) cleared for auction, (ii) pending, (iii) postponed, (iv) canceled, and/or (v) sale completed. The aggregator **120** can generate a list of a plurality of assets and the status of each asset in advance of a scheduled auction using the asset information **111** provided by the one or more asset listings **190**. The list of the plurality of assets can be stored in, for example, the asset information data store **172**.

In addition, the aggregator **120** can receive information about one or more scheduled auctions from the one or more asset listing sources **190** (e.g., received as part of the asset

information **111**) or from other sources. Information about the scheduled auction(s) can be stored in the auction information data store **170**. For example, information about a scheduled auction can include a date, a starting time, an end time, what assets or types of assets are to be sold/auctioned, an address, and/or the party conducting the auction. The auction information in the data store **170** can be associated with the asset list in data store **172**, so that the aggregator **120** can identify which asset listing sources **190** to update information about particular assets for a particular scheduled auction.

In some examples, the aggregator **120** can also control when system **100** communicates with one or more asset listings sources **190**. For example, based on information found in the list of assets and/or information about the scheduled auction(s), the aggregator **120** can determine how often to communicate with the one or more asset listings sources **190**. For a given scheduled auction, the aggregator **120** can provide time information **121** to control the intervals of time in which the listing interface **110** can periodically communicate with the asset listing source(s) **190**. For example, system **100** can periodically communicate with the asset listing source(s) **190** at first time intervals (e.g., every twenty four hours, or every two days) if a scheduled auction is multiple weeks or months away from the current date and time. As the scheduled auction start time and date approaches, the aggregator **120** can adjust the time information **121** so that system **100** can periodically communicate with the asset listing source(s) **190** more frequently. For example, if the schedule auction is within five days from the current date and time, the listing interface **110** can communicate with the asset listing source(s) **190** at second time intervals (e.g., every twelve hours). Three or more different time intervals can be used so that as a scheduled auction start time and date approaches, the more frequently system **100** periodically communicates with one or more asset listing sources **190**.

In another example, the listing interface **110** can periodically communicate with the asset listing source(s), at first time intervals (e.g., every twenty four hours), until the start date of a scheduled auction. On the start date of the scheduled auction, the listing interface **110** can periodically communicate with the asset listing source(s), at second time intervals (e.g., every fifteen minutes), until the start time of the auction or until another time during the duration of the auction. By communicating with the asset listing sources **190**, the aggregator **120** can update information in the asset list stored in the asset information data store **172**.

Depending on implementation, the asset list that is stored in the asset information data store **172** can include a plurality of entries, where each entry corresponds to an asset that is made to be available during a scheduled auction. The asset list can include a variety of information about the assets. For example, each entry (or some of the entries) can include: (i) an identifier or search code, (ii) trustee identifier or foreclosure listing number (FCL), (iii) an assessor's parcel number (APN), (iv) address of the asset (e.g., number, street, city, county, state, zip code), (v) a status, (vi) auction information (e.g., date, time, location), (vii) asset information (e.g., number of bedrooms, number of bathrooms, lot size, square footage, year built, garage size), and/or (viii) pricing information (e.g., total estimated debt, opening bid for the auction, minimum amount required). When the aggregator **120** receives asset information **111**, including status information **123** of assets, the aggregator **120** can access the asset information data store **172** to determine whether there is a change in information (e.g., change in any of the information, or status) of one or more assets in the asset list. If a change exists, the aggregator **120** can update **127** the entry in the asset list. In this manner, as a scheduled auction date and time approaches, the aggregator **120** can perform updates, if necessary, more frequently by periodically communicating with the asset listing source(s).

The aggregator **120** can also communicate with the report generate **130** in order to cause or schedule the report generate **130** to generate one or more reports using information stored in the asset information data store **172**. In some examples, the report generate **130** can, in connection with the aggregator **120**, generate one or more reports based on a set schedule or based on triggering events. The aggregator **120** can provide report timing information **125**, in one example, that causes the report generate **130** to retrieve the appropriate information from the asset information data store **172** and generate one or more reports using the information.

A report **131** can correspond to a document, a presentation, a spreadsheet, etc., that includes information about one or more assets made available for auction (such as one or more information described in the asset list). The report **131** can include a portion of the assets identified in the asset list stored in the asset information database **172** and their respective information. For example, a report **131** can be specific to assets that are located in a given geographic region, e.g., a particular city (or cities), a county (or counties), a state, etc., and/or specific to assets that are registered or made to be available for a particular scheduled auction. The report **131** can also include information about the statutes of the assets provided on the report (e.g., whether the asset has been cleared for sale, is pending clearance, is postponed, is canceled, etc.). A user or subscriber who receives or views the report **131**, can have a better understanding, in advance of the scheduled auction, of the states of the assets, and can continue to receive updated reports **131** until the scheduled auction time.

Depending on examples, the report generate **130** can generate a report **131** that is to be provided to users or subscribers on a set schedule (e.g., every day, every two days, etc.) that can be configured by an administrator, for example, of system **100**. The time intervals for the frequency of generating and providing the report **131** can also change (e.g., automatically) depending on the auction start date and time (e.g., provide reports more frequently, as the auction date approaches closer). In another example, the report generate **130** can generate a report **131** based on received requests from users or subscribers. Still further, in other examples, the aggregator **120** can also trigger (via report timing information **125**) the report generate **130** to generate a report (i) in response to the aggregator **120** communicating with the asset listing source(s) (e.g., periodically), and/or (ii) when the aggregator **120** determines that one or more entries in the asset list has been updated or a predetermined number of entries has been updated.

The report generate **130** can generate one or more reports by selecting particular assets for that report. Each report **131** can also include a report identifier. For example, for a report **131** that is specific to assets that are located in a given geographic region, such as a particular county, the report generate **130** can select one or more assets from the asset list stored in the asset information data store **172** that have a location in that given geographic region. The selected assets can be included in the report **131**. Similarly, for a report **131** that is specific to a particular scheduled auction, the report generate **130** can select one or more assets from the asset list that have been identified as an asset to be auctioned at that

scheduled auction. In some examples, in response to a particular report request, the report generate **130** can generate a report **131** that is specific to a particular user and includes assets particularly requested by that user via the report request. One or more reports **131** can be communicated to users or subscribers (e.g., so that the one or more reports **131** can be accessed, interacted with, and/or viewable on one or more computing devices **180** associated with users or subscribers).

In one example, the report generate **130** can provide the generated one or more reports **131** to the distribution **150**. According to some examples, the distribution **150** can provide the reports **131** to the appropriate users in response to receiving the report **131** from the report generate **130** (e.g., receiving the report can act as a trigger to automatically provide the report to one or more users). The distribution **150** can provide the one or more reports **131** to appropriate users or subscribers using a variety of different methods.

For example, each user can operate a user computing device **180**, such as a personal computer, laptop, tablet device, smart phone, etc., to interact with an interface, such as an interface implemented as part of a web page that can be displayed on display devices of the user devices **180**. A user can also operate a computing device **180** to receive communications (e-mails, text message, etc.) via distribution **150**. For example, the distribution **150** can cause the report(s) **131** to be displayed with a web page, or provide the report(s) **131** as part of or included in an e-mail message. The distribution **150** can also format the report(s) accordingly, based on the manner in which the report is provided. In other variations, the distribution **150** can provide the report(s) **131** as part of an application page or presentation that can be displayed on user devices **180**. Still further, in another example, distribution **150** can communicate with one or more printing services to cause physical paper reports to be printed and mailed to users.

The distribution **150** can determine which users are to receive which reports **131** and/or when to receive the reports **131**. Depending on implementation, the distribution **150** can receive subscriber information (e.g., user ID, location, telephone number, email address, address, when to provide the report the user, etc.) when the report **131** is provided by the report generate **130**. In other examples, the distribution **150** can also communicate with the subscriber information data store **174**, which stores profiles of users or subscribers to system **100** and/or the online market system. For a particular report **131**, the distribution **150** can use information stored in the subscriber information data store **174** (e.g., user ID, location, telephone number, email address, address, when to provide the report the user, etc.) to select one or more users who are to receive that report **131** (e.g., based on the location of the user, if it is within a predetermined distance of the auction location and/or a given geographic region of assets), determine how the report is to be provided to the selected one or more users, and/or determine when the report is to be provided.

In this manner, a user who is interested in assets for auction in a particular geographic region, can subscribe to a report for that particular geographic region, and not receive reports for other regions. Because some auctions, such as an auction for foreclosure assets, require a bidder or user to be present at the auction (e.g., a live auction), it is beneficial to provide reports **131** that are specific to assets that a user can physically visit and/or are specific to a scheduled auction that the user can participate in.

Matrix Interface

In some examples, system **100** can also include a matrix display **140** that can, in connection with the aggregator **120**, display a matrix interface (or other interfaces of different shape, e.g., circular, triangular, etc.) during the duration of an auction (e.g., a live auction). For some types of auctions, such as an auction for foreclosure assets, assets that are made to be available during the auction can still be in flux even while the auction is on-going. For example, according to foreclosure rules or regulations, a transaction for a distressed asset may not be completed until it is "cried out" at the auction. Before such event, the property owner of an asset can take steps so that the asset is not cleared for sale at the auction. System **100** can provide, during the auction, a matrix interface that includes real-time or close to real-time information about statutes or auction states of the asset. In this manner, changes to the auction state of an asset can be reflected in the matrix interface that is displayed at the live auction, for example, or displayed on user devices **180**.

In one example, for a particular scheduled auction, the matrix display **140** can communicate with the aggregator **120** to identify a plurality of assets that is made to be available during the scheduled auction. Each of the assets can include an auction state, such as, (i) cleared for auction, (ii) pending, (iii) auctioned, (iv) postponed, or (v) canceled. The aggregator **120** can access the asset information data store **172** to provide relevant information **141** for the matrix interface. In some examples, the asset list stored in the asset information data store **172** can include entries that each have an asset identifier for that asset. The aggregator **120** can associate each of the asset identifiers for the assets of the scheduled auction with a reference number (e.g., a reference number from **1** to **200**, or to how many total assets are available for that scheduled auction). The aggregator **120** can maintain a mapping or reference table of reference numbers and associated asset identifiers for a scheduled auction. The aggregator **120** can provide, to the matrix display, matrix information **141**, which can include (i) the reference numbers for the identified assets for that scheduled auction, and (ii) the auction states for each of the identified assets. This information can be provided to the matrix display **140** just before the scheduled auction begins and/or during the course of the auction.

Using the matrix information **141**, the matrix display **140** can generate and display, before the auction begins and/or during the course of the auction, a matrix interface that has a plurality of cells or entries. Each of the cells or entries can identify a corresponding asset and the auction state of that asset. During the course of the auction, the matrix information **141** can dynamically update the auction state of one or more assets identified by the entries in the matrix interface. The auction state can be updated based on detected changes to the auction states of an asset. For example, during the course of the auction, system **100** can continue to periodically communicate with the asset listing source(s) **190** to determine information about assets that are made to be available during that auction (e.g., communicate with the asset listing source(s) every minute or every two minutes). When the auction state changes for a respective asset, the aggregator **120** (such as described above) can update the asset list stored in the asset information data store **172**, and provide updated auction state information for that asset to the matrix display **140** (e.g., using the reference number of the asset). The matrix display **140** can dynamically update the respective entries of the matrix interface to reflect the most recent auction state for the corresponding assets.

In one example, a display device, such as a television or a project, can be provided at a venue of a live auction. The live auction can be scheduled to take place at a verified venue, such as a courthouse, a ballroom at a hotel, a convention center, etc. The matrix interface can be displayed on the display device so that bidders at the auction can view up-to-date information about assets that are made to be available during that specified auction. According to examples, auction states for particular entries (e.g., each entry corresponding to or identifying a particular asset) can be visually distinguished on the matrix interface using visual cues, such as different colors, textures, shading, etc. The matrix display **140** can maintain a matrix mapping table in which each auction state can correspond to a particular color, shading, or other visual cue (e.g., including graphics, images, icons, etc.). For example, the auction state "cleared for auction" can correspond to the color green, while the auction state "canceled" can correspond to the color red. As such, dynamic updates to an auction state for an asset can result in the color of the matrix interface entry/cell for that asset to be changed.

According to other implementations, the matrix display **140** can also enable the matrix interface to be displayed on the web, e.g., as part of a web page related to the scheduled auction or system **100**. In some examples, the matrix display **140** can provide the matrix interface (and updates to the matrix interface) to the distribution **150** so that the matrix interface can be provided to one or more subscribers or users, via their respective computing devices **180**. In such cases, the matrix display **140** can format the matrix interface based on the manner in which the matrix interface is to be displayed (or provided to devices for display).

Active Links

System **100** can also include a link profiler **160**. As described above, a user can receive one or more reports **131** that is specifically subscribed to by the user, or one or more reports **131** of assets and/or auctions in a nearby geographic location of the user. The one or more reports **131** can include entries that each corresponds to an asset that is to be made available during a scheduled auction. Each entry can also include a link for that corresponding asset, such that when a user views the report **131** and selects a link (e.g., using one or more user devices **180**), additional information about that asset can be displayed to the user. The link profiler **160** can receive indication of the user's selection of one or more links, and can monitor or track what types of assets (and/or their characteristics) the user likes or is interested in. In one example, the link profile can operate on the basis that a user is interested in an asset because the user selected a link to view additional details about that asset.

When the user provides a user input **181**, such as selecting one or more links of assets from the report **131**, the user's selection(s) **161** are provided to the link profiler **160**. In one example, the link profiler **160** can determine the identity or a user identifier (ID) of the user who provided the user selection(s) **161** (e.g., from the distribution **150**, from information included in the user selection(s) **161**, from information about which users received the report **131**, by communicating with the report generate **130**, etc.). Based on the user selection(s) **161**, the link profiler **160** can determine one or more assets that correspond to the one or more selected links. Depending on implementation, the link profiler **160** can determine or identify the one or more assets the user was interested in from the selected link(s) itself (e.g., the link itself can be an active link that includes information about the asset, such as the associated identifier of the asset) and/or by looking up the one or more assets using the selected link(s) in the asset information data store **172**.

The link profiler **160** can also determine one or more characteristics of the determined asset(s) using information stored in the asset information data store **172**. For example, for real estate property assets, the characteristics can include, but are not limited to, (i) a number of bedrooms, (ii) a number of bathrooms, (iii) size (lot size or square footage), (iv) price (estimated remaining loan amount, minimum bid), (v) location, (vi) type (e.g., single family home, condo, townhouse), or (vii) age. Other characteristics can include style, single floor or multiple floor, backyard, or specifics about the interior of the house (e.g., hardwood floors, French doors, etc.). As another example, for vehicle assets, the characteristics can include types of vehicles, brand, capacity, number of seats, color, year, etc. The link profiler **160** can update the profile corresponding to a user ID **163** of the user or subscriber with information associated with the determined one or more assets (such as with one or more characteristics). In this manner, the user's profile can be updated to include information that can be indicative of assets that the user is interested in.

By maintaining the user's profile in a subscriber information data store **174**, system **100** and/or an online market system can access the user's profile in order to tailor or customize future listings (or reports) of assets to that user. For example, system **100** can communicate with, or operate as part of, the online market system, so that when additional assets are available for auction or transaction, one or more assets can be selected based on the user's profile. The selected assets can have one or more similar characteristics that are of interest to the user. In this manner, listings can be provided to the user in the future that includes information about assets available for transaction that the user may have an interest in.

Methodology

FIG. **2** illustrates an example method for providing information about a plurality of assets for a live auction. A method such as described by an embodiment of FIG. **2** can be implemented using, for example, components described with an embodiment of FIG. **1**. Accordingly, references made to elements of FIG. **1** are for purposes of illustrating a suitable element or component for performing a step or sub-step being described.

A system, such as an auction management system, can communicate with one or more asset listing sources to generate a list that identifies a plurality of assets and a status of each asset in advance of a scheduled auction (**210**). The scheduled auction can be a live auction having a start time on a start date. In some examples, the assets can be distressed assets or be in flux, so that one or more of the assets may not be available for auction at the scheduled auction. The asset list can include entries for each asset and can include a variety of information, such as status information.

The system can periodically communicate with one or more asset listing sources to determine a change in the status of one or more assets (**220**). The frequency in which the system can periodically communicate with asset listing sources can vary depending on the current time and the scheduled auction date and time. For example, the intervals of time for periodic communication with the asset listing sources can decrease (e.g., from first intervals of time **222** to second intervals of time **224**) as the scheduled auction date nears, so that users can be notified more frequently of updated statuses of assets.

In one example, the system can communicate with asset listing sources at first time intervals (e.g., every twenty four

hours) until the start date of the scheduled auction, and then communicate with asset listing sources at second time intervals (e.g., every hour) until a set time before the start time of the scheduled auction (e.g., until two hours before). The system can communicate with asset listing sources at third time intervals (e.g., every fifteen minutes) from the set time until the auction completes (e.g., other intervals of time **226**).

Based on the change in one or more statuses (or other information) of assets in the asset list, the list can be updated accordingly (**230**). In some examples, the status of an asset can correspond to at least one of: (i) cleared for auction, (ii) pending, (iii) postponed, or (iv) canceled. A report can be generated using information from the asset list (and/or updated asset list) and can be communicated to one or more users or subscribers (**240**). Depending on implementation, the report can include information about particular assets in a given geographic area and/or of assets that are made to be available at a specified scheduled auction. As such, different reports can be generated, and different users/subscribers can receive different reports based on the user's preferences, the user's profile, the user's subscriptions, and/or the user's location.

FIG. **3** illustrates another example method providing information about a plurality of assets for a live auction. A method such as described by an embodiment of FIG. **3** can be implemented using, for example, components described with an embodiment of FIG. **1**. Accordingly, references made to elements of FIG. **1** are for purposes of illustrating a suitable element or component for performing a step or sub-step being described.

In some examples, information about assets for an auction can be displayed during the auction in order to provide real-time or close to real-time updates about auction states of assets. A plurality of assets can be identified that are made to be available during a scheduled auction (**310**). In some examples, the assets can correspond to a distressed item or real property, and the scheduled auction can be a live auction that is held at an approved venue. Information the assets can include the auction states for the assets as well as a reference number for an identified asset. In one example, an aggregator **120** (or one or more other components of system **100**) can maintain a mapping or reference table of reference numbers and associated asset identifiers for each asset that is made to be available during the scheduled auction.

Before the start of the auction (e.g., a few hours before, immediately before) or during the auction, a matrix display **140** can display a matrix interface (or table or checker board) having a plurality of entries or cells (**320**). Each of the entries can identify a corresponding asset and the auction state of that asset (**322**). The auction state can correspond to at least one of: (i) cleared for auction, (ii) pending, (iii) auctioned, (iv) postponed, or (v) canceled. In one implementation, the entry can identify the corresponding asset by displaying, with the entry, a reference number that corresponds to the asset or the asset identifier (**324**). In addition, auction states for entries can be visually distinguished on the matrix interface using visual cues, such as different colors, textures, shading, etc. (**326**).

During the course of the auction, the auction state of one or more assets can be dynamically updated. In one example, during the auction, the system can continue to communicate with one or more asset listing sources to determine information about the assets that are made to be available during that auction (**330**). When the determined information indicates a different auction state for a respective asset (e.g., the auction state has changed since a previous communication with the one or more asset listing sources), the aggregator **120** can update the asset list and provide updated auction state information for that asset to the matrix display **140** (**340**). The matrix display **140** can dynamically update the respective entries of the displayed matrix interface to reflect the most recent auction state for the assets. The updated auction state(s) can be shown in the matrix interface (e.g., using colors or other distinguishing features) so that a user can quickly understand the auction states of the assets.

FIG. **4** illustrates an example method for providing information of assets for transaction to a user based on a profile of the user. A method such as described by an embodiment of FIG. **4** can be implemented using, for example, components described with an embodiment of FIG. **1**. Accordingly, references made to elements of FIG. **1** are for purposes of illustrating a suitable element or component for performing a step or sub-step being described.

As described in FIGS. **1** and **2**, for example, system **100** can generate and provide a report that includes information about assets that are made to be available during a scheduled auction. The reports can be provided to users or subscribers, in advance of the auction, and can include a plurality of entries that each corresponds to an asset. Each of the entries can also include a link (e.g., as part of the entry) for the corresponding asset that the user can select to view additional information about that asset. For example, the report can be provided to a user's computing device, e.g., via as part of a web page or an e-mail message to the user, so that the report can be viewed by the user and links may be selected by the user (**410**).

The system can determine whether the user selected any one or more of the links provided in the report (**420**). If the user did not select any links, e.g., the system determines that no user selection of links were made by the user operating the user's computing device, the system does not perform any additional tasks with respect to the links. On the other hand, if the user selects one or more links from the report, additional information of assets corresponding to the one or more selected links are provided to the user. A link profiler **160**, for example, can also determine the user ID of the user who provided the user selection of one or more links. In addition, in response to receiving user selection of one or more links from the report, the link profiler **160** determines one or more assets corresponding to the one or more selected links (**430**).

Depending on implementation, the link profiler **160** can determine or identify one or more assets the user was interested in from the one or more selected links. A link itself can be an active link that includes information about the asset, such as the associated identifier of the asset. The link profiler **160** can also look up one or more assets from the asset list using the selected link(s) to determine the assets corresponding to the selections. The link profiler **160** can also determine one or more characteristics of the determined asset(s) using information stored in the asset information data store **172**.

The profile of the user can be determined and updated with information associated with the determined one or more assets (**440**). For example, the user's profile can be maintained in a subscriber information data store **174**, so that the system and/or an online market system can access the user's profile in order to tailor or customize future listings of assets to that user. Based on the user's profile, the system can provide additional listings about one or more other assets available for transaction to the user (**450**).

EXAMPLES

FIG. **5** illustrates an example report that includes information about a plurality of assets and their corresponding

statuses. A report **500** as described in FIG. **5** can be an example of a report as discussed with respect to FIGS. **1** through **4**. In one example, the assets described in the report **500** can correspond to real estate property. A report **500** can be provided to users or subscribers in advance of a scheduled auction.

According to an example, the report **500** includes a plurality of entries **510** that each corresponds to an asset. For each asset, the entry **510** can include a plurality of information, such as an ID number, the address, the city, the asset type (e.g., single family residence (SFR), condominium, etc.), FCL, APN, square footage or size, number of bedrooms and bathrooms, lot size, year the asset was built, estimated debt left, the open bid amount, etc. In addition, the report **500** can include other information **540**, such as the date the report was generated or provided (e.g., Mar. 6, 2013), what geographic region the report is specified for (e.g., Riverside County, California), and the address for the venue for the scheduled auction. In a geographically specified report, assets that are located in the given geographic region are provided as entries **510** in the report.

The report **500** can be provided days in advance of the scheduled auction date, or can be provided on the day of the scheduled auction date (e.g., as identified by the heading "Auction Day Clearance Report"). The report **500** can provide information about changes to statuses of assets in periodic intervals. As illustrated in FIG. **5**, the report can include time stamps **520** in which the statuses of one or more assets changed. In this example, the statuses of one or more assets have changed from a previous status to a status indicating "cleared for sale." The report **500** has been updated (and/or generated) at 8:45 am, at 9:00 am, and at 9:15 am (Note that the report **500** may have also been updated at 8:30 am, at 8:15 am, and so forth, but is not illustrated in FIG. **5** for simplicity purposes).

In some examples, as described with respect to FIGS. **1** through **4**, each of the entries **510** provided in the report **500** can include an active link **530**. Depending on implementation, different parts of an entry **510** can be linked to be an active link **530**. In the report **500**, each of the ID numbers of an entry **510** has been designated to be a link **530**, so that a user can select the link in order to view additional material about that asset. When the link **530** is selected for the asset in "Moreno Valley," system **100** can update the user's profile with information associated with this asset and one or more characteristics of the asset.

In addition, the report **500** can also include a selectable auction tally table **550** or graphic. The auction tally table **550** can indicate a plurality of statuses for the assets that are made to be available for the scheduled auction corresponding to the report **50**. The auction tally table **550** can keep track of the number of assets each having a particular current status (e.g., "cleared for sale," "pending clearance," "postponed," or "canceled"). The user can select each of the statuses in the auction tally table **550** to view entries **510** of assets having that particular selected status.

In this manner, a user who is interested in purchasing assets for an auction can subscribe to a report, such as report **500**, in order to view up-to-date information about the assets in advance of the auction.

FIG. **6** illustrates an example matrix interface that identifies a plurality of assets and their corresponding auction states. A matrix interface **600** as described in FIG. **6** can be an example of a matrix interface as discussed with respect to FIGS. **1** through **4**.

In one example, the matrix interface **600** can be a matrix, or rectangular checkerboard or table, which includes a plurality of entries **610** or cells. In alternative examples, the matrix interface **600** can have different shapes and different sized cells. The matrix interface **600** can be displayed at a live auction venue, for example, or on one or more user computing devices. The matrix interface **600** can also be displayed on the day of the auction, such as just before the auction begins and during the course of the auction. Each entry **610** can identify a corresponding asset and the auction state of that asset. In addition, the displayed matrix interface **600** can dynamically change the contents of the entry **610** as status updates for the assets are determined by the system.

Depending on implementation, an entry **610** can include an auction state identifier **620** and a reference number **630**. The auction state identifier **620** represents the current auction state for the asset represented by that entry **610**. In addition, the reference number **630** can correspond to the asset. Bidders can be provided a reference sheet or mapping table of what asset each reference number is associated with. In this manner, a bidder can simply focus on a handful of numbers for assets that the bidder is interest in, and determine from the respective entries **610** the current auction state of the assets.

The entries **610** can also have different colors **640**, textures, shading, etc., to represent the auction state of the respective asset. For example, the auction state "clear to auction" can correspond to the color green, which can typically represent "go" or "proceed," while the auction state "pending" can correspond to the color yellow. The auction state "canceled" can correspond to the color red, while the auction state "postponed" can be a neutral color such as gray or brown. As an addition or an alternative, the entries **610** can include a graphic or icon **650** that also represents a particular auction state (e.g., such as "clear to auction"). Another example of a graphic can include a circle with a slash through it to represent the auction state "canceled." As auction states change and are updated, the colors **640** and the auction state identifier **620** for a respective entry **610** can be dynamically updated. In this manner, a bidder that is observing the matrix interface can easily see the change in colors and understand the changes in statuses of assets.

Hardware Diagram

FIG. **7** is a block diagram that illustrates a computer system upon which examples described herein may be implemented. For example, in the context of FIG. **1**, system **100** may be implemented using a computer system such as described by FIG. **7**. System **100** may also be implemented using a combination of multiple computer systems as described by FIG. **7**.

In one implementation, computer system **700** includes processing resources **710**, main memory **720**, ROM **730**, storage device **740**, and communication interface **750**. Computer system **700** includes at least one processor **710** for processing information. Computer system **700** also includes a main memory **720**, such as a random access memory (RAM) or other dynamic storage device, for storing information and instructions to be executed by the processor **710**. Main memory **720** also may be used for storing temporary variables or other intermediate information during execution of instructions to be executed by processor **710**. Computer system **700** may also include a read only memory (ROM) **730** or other static storage device for storing static information and instructions for processor **710**. A storage device **740**, such as a magnetic disk or optical disk, is provided for storing information and instructions.

The communication interface **750** can enable the computer system **700** to communicate with one or more networks **780** (e.g., cellular network) through use of the net-

work link (wireless or wireline). Using the network link, the computer system **700** can communicate with one or more computing devices and/or one or more servers. For example, the computer system **700** can (i) receive asset information **756** from one or more asset listing sources, (ii) provide reports **754** to one or more users or subscribers, and/or (iii) provide a matrix interface **752** for display during an auction via the network link. The received asset information **756** can also be processed by the processor **710** and can be stored in, for example, the storage device **740**.

Computer system **700** can also include a display device **760**, such as a cathode ray tube (CRT), an LCD monitor, or a television set, for example, for displaying graphics and information to a user. In some examples, computer system **700** can display the matrix interface **752** on the display device **760** (e.g., the display device **760** can be provided at a location of the auction). An input mechanism **770**, such as a keyboard that includes alphanumeric keys and other keys, can be coupled to computer system **700** for communicating information and command selections to processor **710**. Other non-limiting, illustrative examples of input mechanisms **770** include a mouse, a trackball, touch-sensitive screen, or cursor direction keys for communicating direction information and command selections to processor **710** and for controlling cursor movement on display **760**.

Examples described herein are related to the use of computer system **700** for implementing the techniques described herein. According to one example, those techniques are performed by computer system **700** in response to processor **710** executing one or more sequences of one or more instructions contained in main memory **720**. Such instructions may be read into main memory **720** from another machine-readable medium, such as storage device **740**. Execution of the sequences of instructions contained in main memory **720** causes processor **710** to perform the process steps described herein. In alternative implementations, hard-wired circuitry may be used in place of or in combination with software instructions to implement examples described herein. Thus, the examples described are not limited to any specific combination of hardware circuitry and software.

It is contemplated for examples described herein to extend to individual elements and concepts described herein, independently of other concepts, ideas or system, as well as for examples to include combinations of elements recited anywhere in this application. Although examples are described in detail herein with reference to the accompanying drawings, it is to be understood that the examples are not limited to those precise descriptions and illustrations. As such, many modifications and variations will be apparent to practitioners. Accordingly, it is contemplated that a particular feature described either individually or as part of an example can be combined with other individually described features, or parts of other examples, even if the other features and examples make no mentioned of the particular feature.

What is claimed is:

1. A computer-implemented method comprising:

generating an electronic report of a plurality of assets for sale and transmitting, over one or more networks, data corresponding to the electronic report to a user device of a user to cause the user device to display at least a portion of the electronic report, wherein the electronic report includes a plurality of entries, each being associated with a corresponding one of the plurality of assets;

periodically communicating with an asset database, at first time intervals before initiation of a transaction event and at second time intervals after initiation of the transaction event, to dynamically update the electronic report displayed on the user device; and

in response to receiving, over the one or more networks, data corresponding to the user's selection of a first link in the electronic report, transmitting data to the user device to dynamically update the electronic report to include one or more additional entries, wherein each of the one or more additional entries is associated with a corresponding one of one or more assets other than the plurality of assets, the one or more assets being identified based on the user's selection of the first link.

2. The computer-implemented method of claim **1** further comprising transmitting the data corresponding to the electronic report to the user device in advance of a scheduled auction.

3. The computer-implemented method of claim **1** wherein at least one of the one or more assets other than the plurality of assets is indicated as being available for transaction to the user.

4. The computer-implemented method of claim **3** wherein the transaction to the user comprises a clearance for sale, and the at least one of the one or more assets other than the plurality of assets is indicated as cleared for sale to the user.

5. The computer-implemented method of claim **4** wherein the sale to the user is in accordance with a scheduled auction.

6. The computer-implemented method of claim **1** further comprising:

accessing a user profile associated the user; and

updating the user profile based at least in part upon the data corresponding to the user's selection of the first link.

7. The computer-implemented method of claim **1** wherein at least one of the one or more assets other than the plurality of assets are identified based upon at least one of a current location of the user and a geographic location of the one or more assets other than the plurality of assets.

8. The computer-implemented method of claim **1** wherein at least one of the one or more assets other than the plurality of assets are identified based upon one or more characteristics of an asset associated with the user's selection of the first link.

9. The computer-implemented method of claim **1** wherein periodically communicating with the asset database to dynamically update the electronic report displayed on the user device comprises receiving information regarding an asset transaction status associated with at least one of the plurality of assets for sale and the one or more assets other than the plurality of assets.

10. The computer-implemented method of claim **1** wherein at least one of the plurality of assets for sale and the one or more assets other than the plurality of assets comprises a real estate property.

11. A network system, comprising:

one or more processors; and

one or more memory resources storing instructions that, when executed by the one or more processors of the network system, cause the network system to perform operations comprising:

generating an electronic report of a plurality of assets for sale and transmitting, over one or more networks, data corresponding to the electronic report to a user device of a user to cause the user device to display at least a portion of the electronic report, wherein the electronic report includes a plurality of entries, each being associated with a corresponding one of the plurality of assets;

periodically communicating with an asset database, at first time intervals before initiation of a transaction event and at second time intervals after initiation of the transaction event, to dynamically update the electronic report displayed on the user device; and

in response to receiving, over the one or more networks, data corresponding to the user's selection of a first link in the electronic report, transmitting data to the user device to dynamically update the electronic report to include one or more additional entries, wherein each of the one or more additional entries is associated with a corresponding one of one or more assets other than the plurality of assets, the one or more assets being identified based on the user's selection of the first link.

12. The network system of claim **11** further comprising transmitting the data corresponding to the electronic report to the user device in advance of a scheduled auction.

13. The network system of claim **11** wherein at least one of the one or more assets other than the plurality of assets is indicated as being available for transaction to the user.

14. The network system of claim **13** wherein the transaction to the user comprises a clearance for sale, and the at least one of the one or more assets other than the plurality of assets is indicated as cleared for sale to the user.

15. The network system of claim **14** wherein the sale to the user is in accordance with a scheduled auction.

16. The network system of claim **11** further comprising:

accessing a user profile associated the user; and

updating the user profile based at least in part upon the data corresponding to the user's selection of the first link.

17. The network system of claim **11** wherein at least one of the one or more assets other than the plurality of assets are identified based upon at least one of a current location of the user and a geographic location of the one or more assets other than the plurality of assets.

18. The network system of claim **11** wherein at least one of the one or more assets other than the plurality of assets are identified based upon one or more characteristics of an asset associated with the user's selection of the first link.

19. The network system of claim **11** wherein periodically communicating with the asset database to dynamically update the electronic report displayed on the user device comprises receiving information regarding an asset transaction status associated with at least one of the plurality of assets for sale and the one or more assets other than the plurality of assets.

20. A non-transitory computer-readable medium storing instructions that, when executed by one or more processors of a network system, cause the network system to perform operations comprising:

generating an electronic report of a plurality of assets for sale and transmitting, over one or more networks, data corresponding to the electronic report to a user device of a user to cause the user device to display at least a portion of the electronic report, wherein the electronic report includes a plurality of entries, each being associated with a corresponding one of the plurality of assets;

periodically communicating with an asset database, at first time intervals before initiation of a transaction event and at second time intervals after initiation of the transaction event, to dynamically update the electronic report displayed on the user device; and

in response to receiving, over the one or more networks, data corresponding to the user's selection of a first link in the electronic report, transmitting data to the user device to dynamically update the electronic report to include one or more additional entries, wherein each of the one or more additional entries is associated with a corresponding one of one or more assets other than the plurality of assets, the one or more assets being identified based on the user's selection of the first link.

* * * * *