



US00D433177S

United States Patent [19]
Lewis

[11] **Patent Number: Des. 433,177**
[45] **Date of Patent: ** Oct. 31, 2000**

[54] **END CAP**

[75] Inventor: **Stewart B. Lewis**, Atlanta, Ga.
[73] Assignee: **RLR Industries, Inc.**, Mableton, Ga.
[**] Term: **14 Years**

[21] Appl. No.: **29/100,725**
[22] Filed: **Feb. 17, 1999**

[51] **LOC (7) Cl.** **26-99**
[52] **U.S. Cl.** **D26/113**
[58] **Field of Search** D26/75-78; 362/216,
362/217, 218, 219, 220, 221, 222, 223,
224, 225

[56] **References Cited**

U.S. PATENT DOCUMENTS

D. 333,530 2/1993 Boundy D26/76 X
D. 404,161 1/1999 Herst et al. D26/76
D. 405,908 2/1999 Herst et al. D26/76
D. 421,505 3/2000 Hastings et al. D26/76

OTHER PUBLICATIONS

Lighting, Feb. 1959, p. 29, MUS flourescent light fixture.
Primary Examiner—Susan J. Lucas
Attorney, Agent, or Firm—Testa, Hurwitz & Thibeault LLP

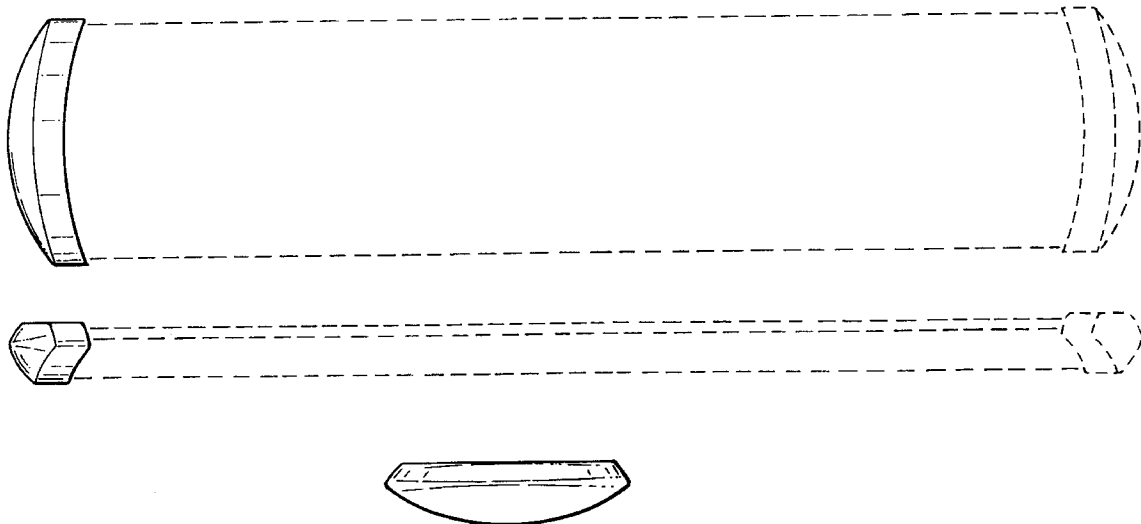
[57] **CLAIM**

The ornamental design for an end cap, as shown and described.

DESCRIPTION

FIG. 1 is a top view of an embodiment of an end cap; FIG. 2 is a bottom view of the embodiment of FIG. 1; FIG. 3 is a side view of the embodiment of FIG. 1; the opposite side is a mirror image thereof; and, FIG. 4 is an end view of the embodiment of FIG. 1; the opposite end is a mirror image thereof.
The portion of the article shown in broken lines throughout the views (i.e., an environment of a lighting diffuser) is for illustrative purposes only and forms no part of the claimed design.

1 Claim, 1 Drawing Sheet






FIG. 1




FIG. 2




FIG. 3



FIG. 4