



US 20070108091A1

(19) **United States**

(12) **Patent Application Publication**

Stewart

(10) **Pub. No.: US 2007/0108091 A1**

(43) **Pub. Date: May 17, 2007**

(54) **REFRESHER KIT AND METHOD OF USE**

**Publication Classification**

(76) Inventor: **Anassa Stewart**, San Francisco, CA  
(US)

(51) **Int. Cl.**  
*B65D 69/00* (2006.01)

(52) **U.S. Cl.** ..... 206/581

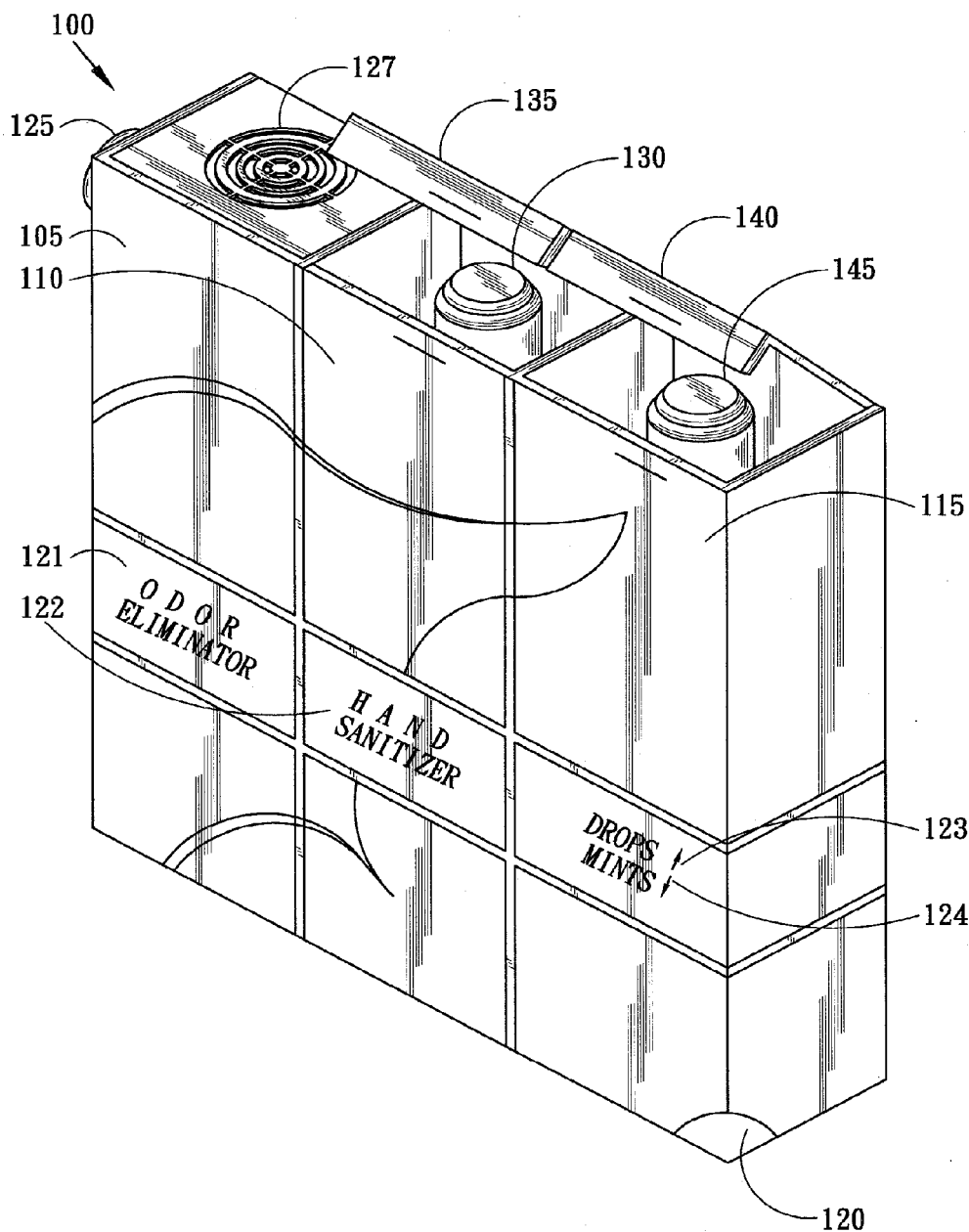
Correspondence Address:  
**SQUIRE, SANDERS & DEMPSEY L.L.P.**  
1 MARITIME PLAZA, SUITE 300  
SAN FRANCISCO, CA 94111 (US)

(57) **ABSTRACT**

A refresher kit includes multiple compartments holding substances to refresh a smoker, including a deodorizer compartment, a sanitizer compartment, an eye drop compartment and a breath mint compartment.

(21) Appl. No.: **11/164,197**

(22) Filed: **Nov. 14, 2005**



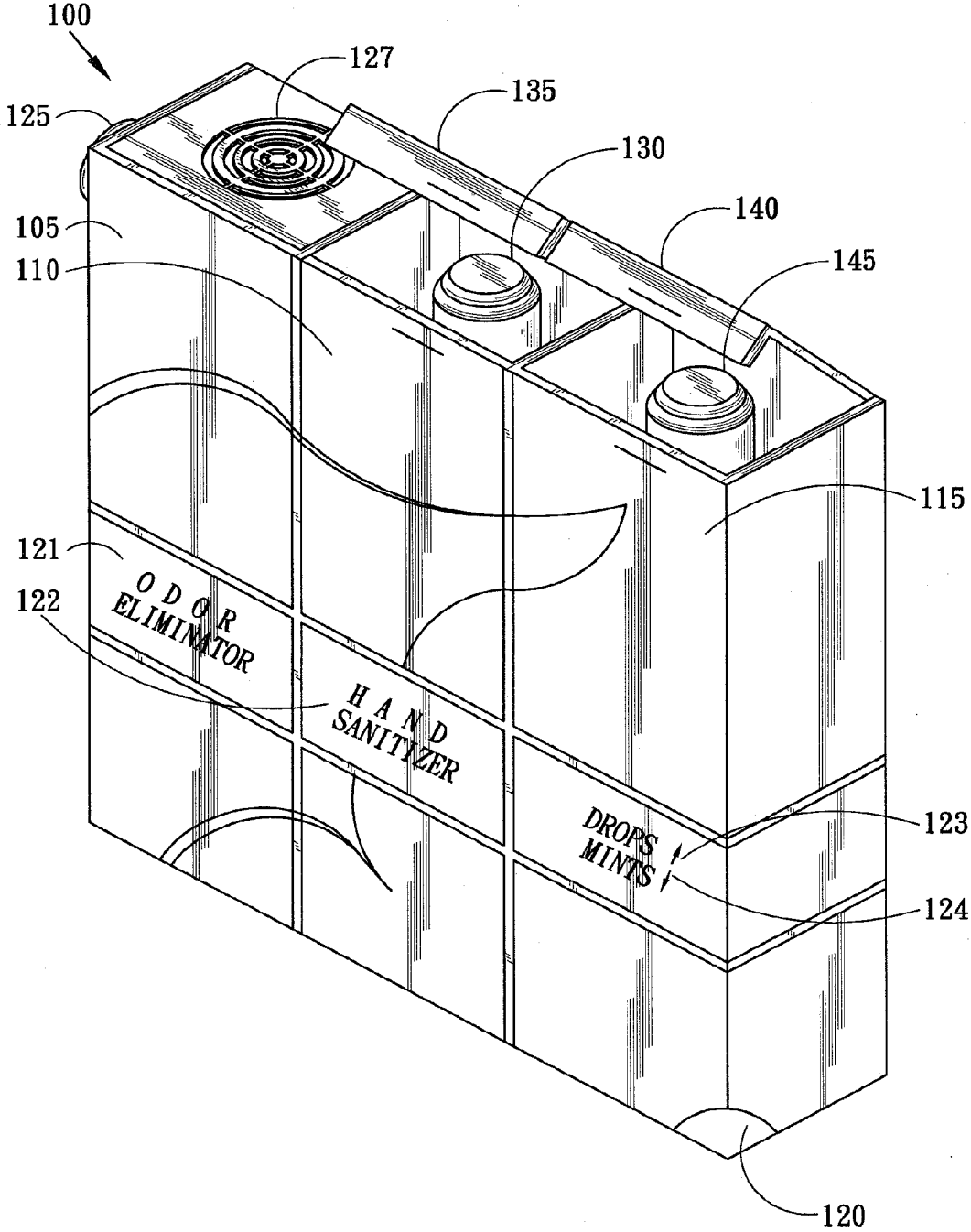


FIG. 1

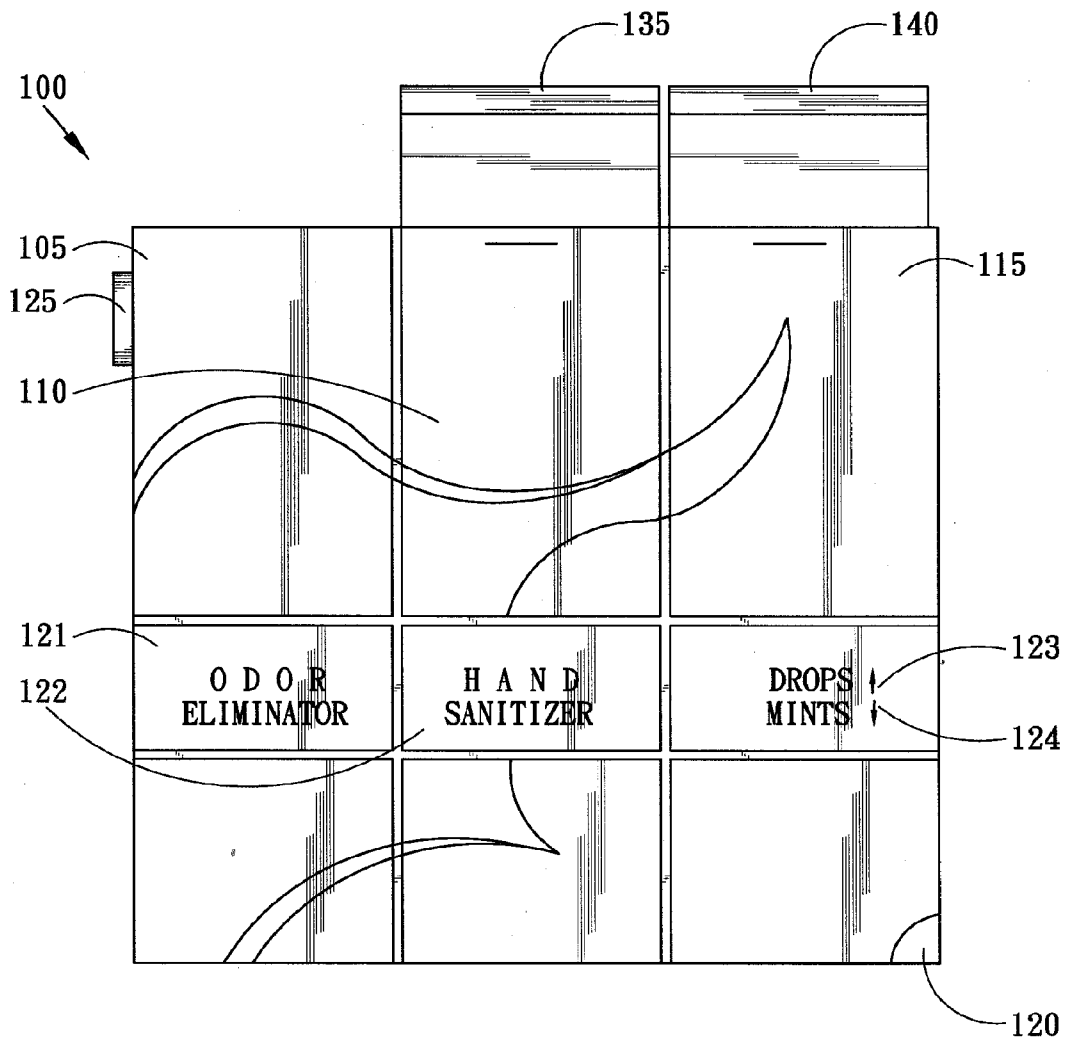


FIG. 2

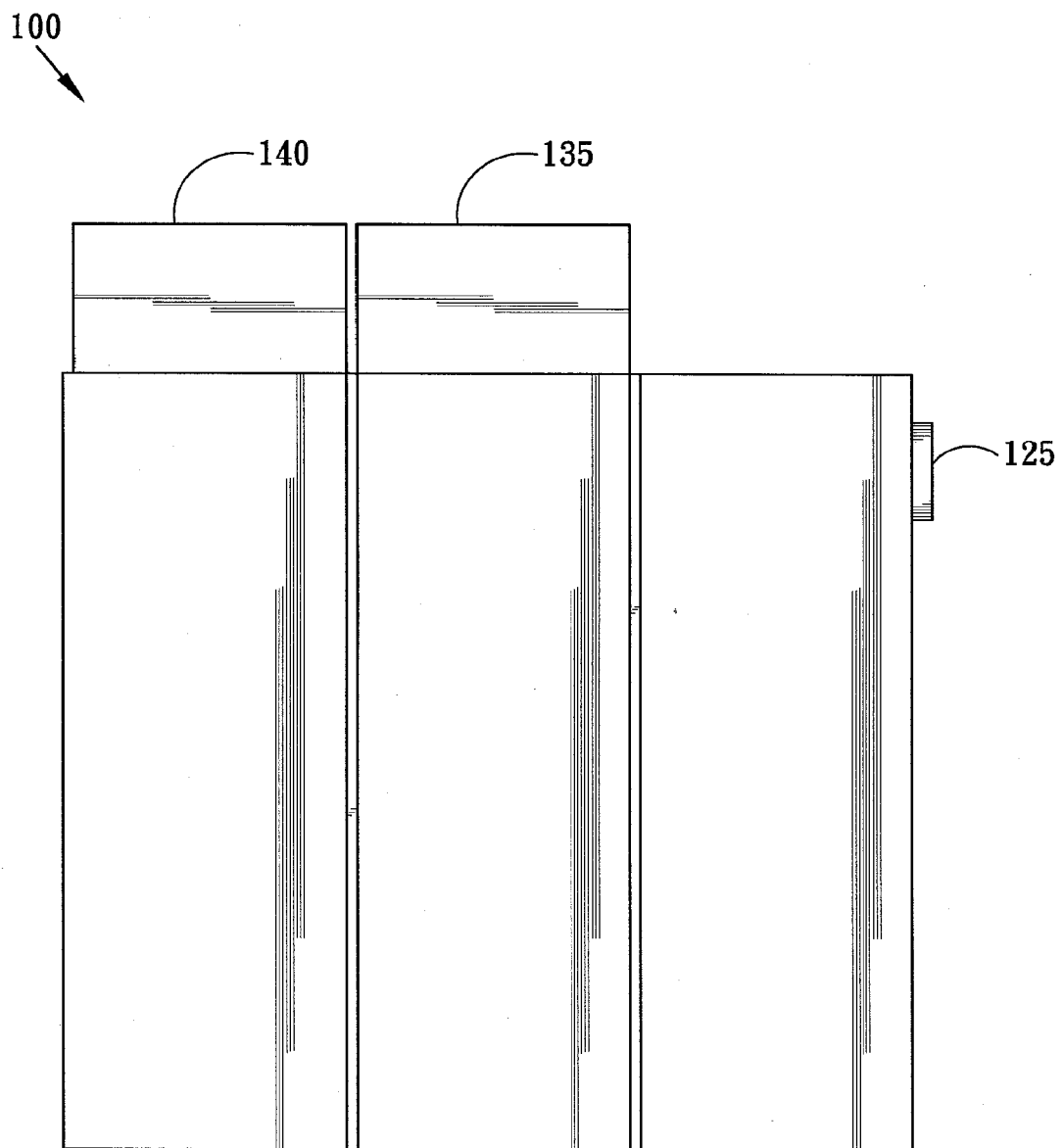


FIG. 3

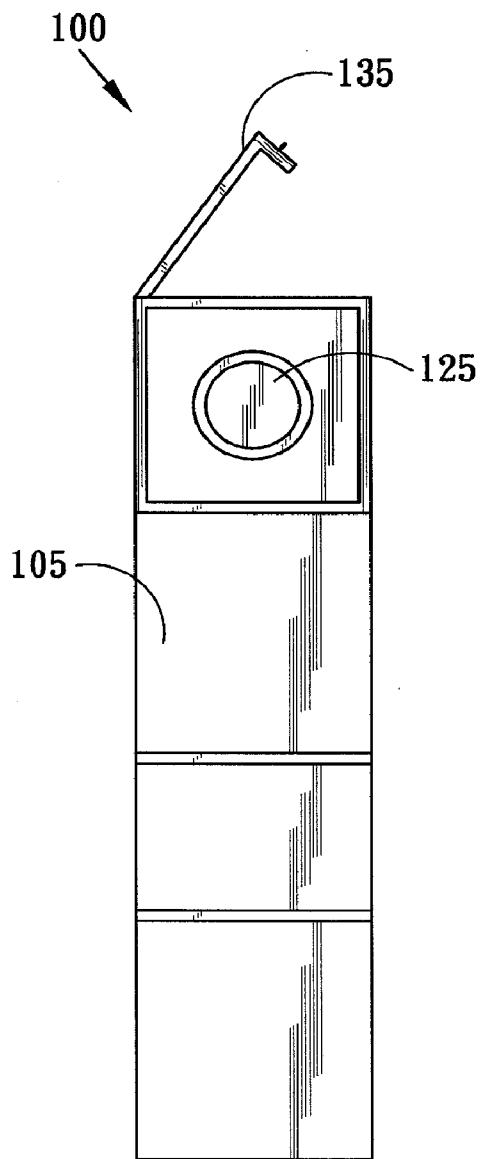


FIG. 4

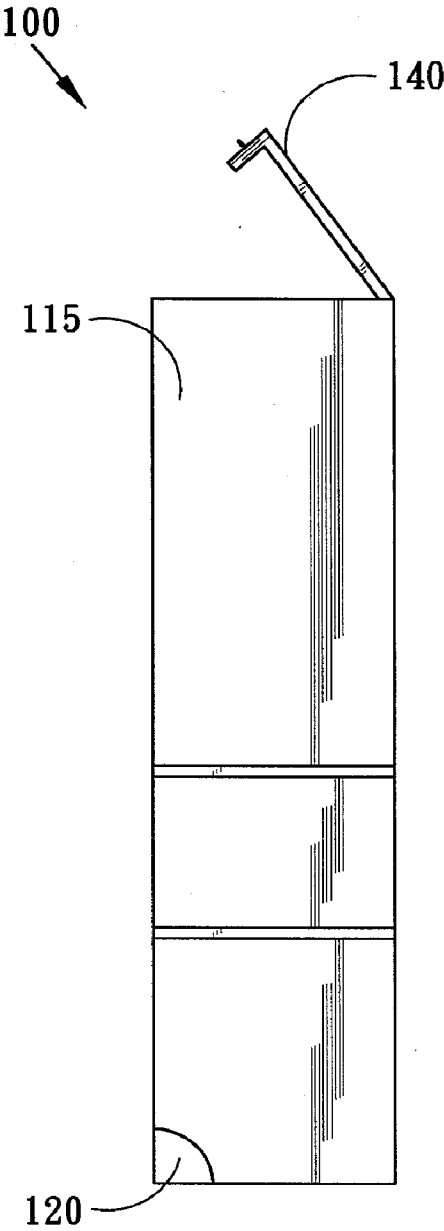


FIG. 5

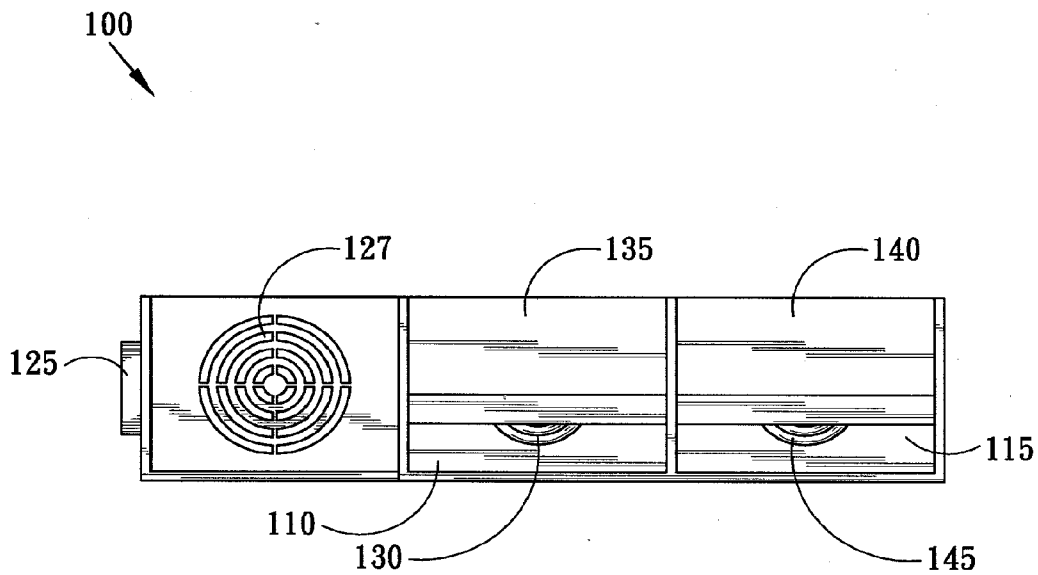


FIG. 6

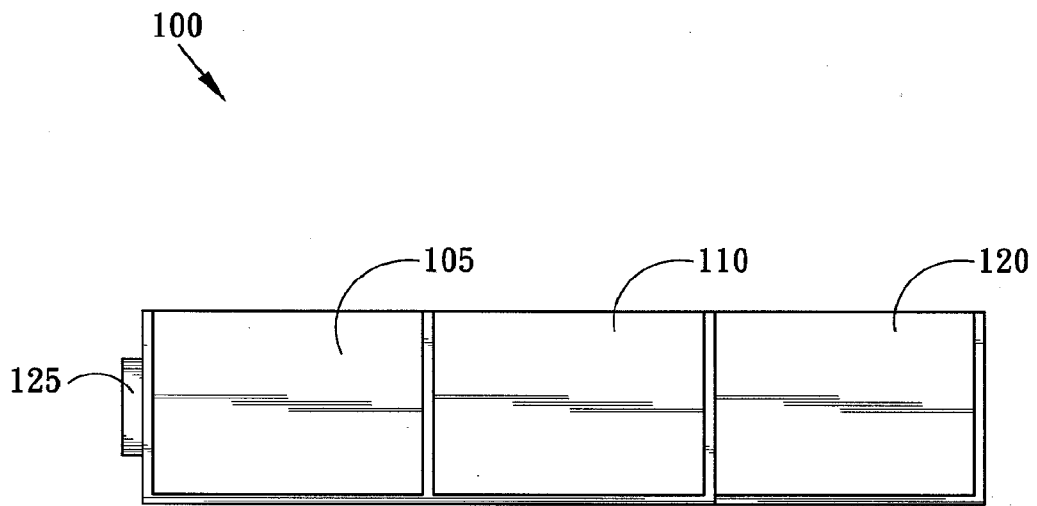


FIG. 7



800

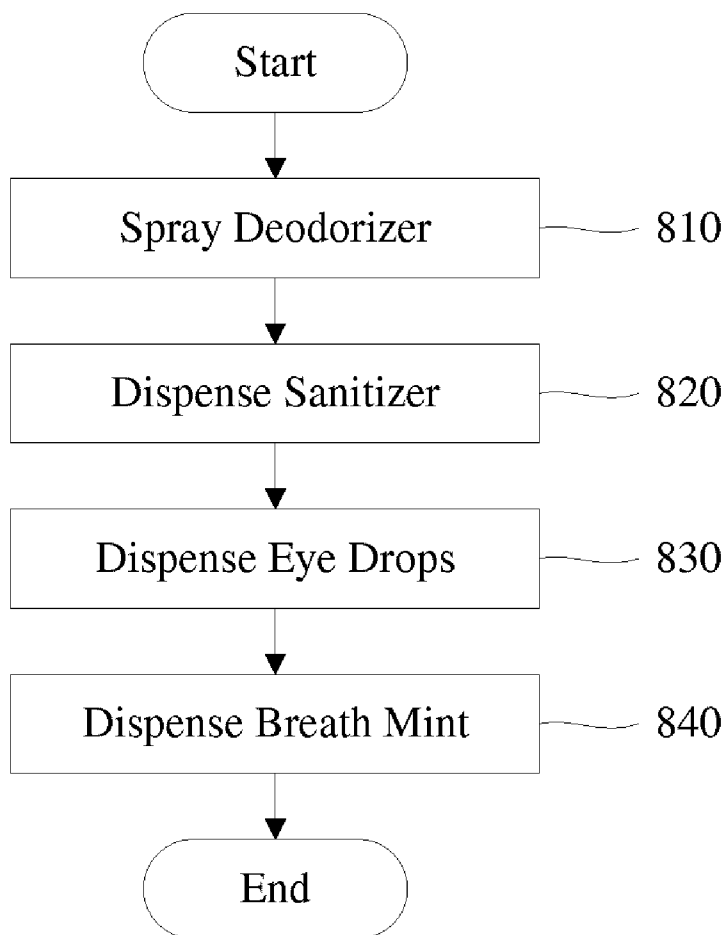


FIG. 8

**REFRESHER KIT AND METHOD OF USE**

**TECHNICAL FIELD**

[0001] This invention relates generally to refresher kits, and more particularly, but not exclusively, provides a refresher kit with multiple compartments for smokers a method of use thereof.

**BACKGROUND**

[0002] Smoking can cause a smoker to have an odor that is unpleasant to non-smokers. For example, the odor can pervade a smoker's clothing and hair. Further, the smoker may have breath that is unpleasant to non-smokers.

[0003] Accordingly, a kit is needed to eliminate to at least minimize odors associated with smoking that are unpleasant to non-smokers.

**SUMMARY**

[0004] An embodiment of the invention provides a kit designed to eliminate the stale smell caused by smoking. It fills the needs of smokers (cigarette, cigar, etc.) by providing a convenient way to freshen up after smoking. The kit itself is a small pocket size plastic box with individual compartments to house the different odor eliminating products inside.

[0005] In an embodiment of the invention, the Kit contains an attached 2 fl. oz. bottle of odor eliminator spray for clothes, an attached 0.5 fl. oz. bottle of alcohol based hand cleaning solution for hands, a 0.2 fl. oz. removable bottle of eye drops for eyes and 0.28 oz. (8 g.) of breath mints for a smoker's mouth.

[0006] The Kit is a plastic container with built in compartments, separated by a thin plastic wall. The first compartment contains a built in spray bottle which releases an odor eliminating spray through a small circular opening on the side of the compartment and is not detachable. The second compartment contains a built in plastic bottle with a flip top in order to release hand sanitizer and is not detachable. The final compartment is split into two, a small empty section above to tightly place a removable bottle of eye drops and the below section contains breath mints that will exit through the lower corner of the compartment. The kit is made of plastic (e.g., not clear or see through, more of a dark solid color, thin and light weight type of plastic) and each compartment is physically coupled to the kit, but the compartment for the eye drops can be an empty space with an opening to place and remove the drops.

[0007] An embodiment of the invention also provides a method of using the kit. After smoking a cigarette or cigar, a smoker pulls out the pocket sized Kit, sprays his or her clothes with the odor eliminating spray, sanitizes his or her hands, places eye drops in his or her eyes and places a breath mint in his or her mouth. This helps to eliminate the stale smell smoking leaves on an individual.

**BRIEF DESCRIPTION OF THE DRAWINGS**

[0008] Non-limiting and non-exhaustive embodiments of the present invention are described with reference to the following figures, wherein like reference numerals refer to like parts throughout the various views unless otherwise specified.

[0009] FIG. 1 is a perspective view illustrating an embodiment of a refresher kit;

[0010] FIG. 2 is a front view thereof;

[0011] FIG. 3 is a back view thereof;

[0012] FIG. 4 is a right side elevational view thereof;

[0013] FIG. 5 is a left side elevational view thereof;

[0014] FIG. 6 is a top plan view thereof;

[0015] FIG. 7 is a bottom plan view thereof; and

[0016] FIG. 8 is a flowchart illustrating a method of using the kit.

**DETAILED DESCRIPTION OF THE ILLUSTRATED EMBODIMENTS**

[0017] The following description is provided to enable any person having ordinary skill in the art to make and use the invention, and is provided in the context of a particular application and its requirements. Various modifications to the embodiments will be readily apparent to those skilled in the art, and the principles defined herein may be applied to other embodiments and applications without departing from the spirit and scope of the invention. Thus, the present invention is not intended to be limited to the embodiments shown, but is to be accorded the widest scope consistent with the principles, features and teachings disclosed herein.

[0018] FIG. 1-FIG. 7 illustrate multiple views of a refresher kit 100. The refresher kit (also referred to as a container 100) has a generally rectangular configuration with a top, a bottom, a front, a back and first and second sides. The container 100 comprises a resilient plastic material. The container 100 defines four compartments including a deodorizer compartment (odor eliminator compartment) 105, a sanitizer compartment 110, an eye drop compartment 115, and a dispenser compartment 120. The front of the container has indicia 121, 122, 123, and 124 identifying each of the compartments. The indicia 121-124 associated with each compartment 105, 110, 115, and 120 are located on the front of the container 100 in a region proximate to the associated compartment. The container 100 has a width of about four inches, a height of about four inches and a depth of about one inch to facilitate more comfortable holding of the container 100 in a hand of a user.

[0019] The deodorizer compartment 105 defines a first reservoir for holding a liquid and having a spray assembly in fluid communication with the first reservoir. The liquid in the first reservoir comprises a liquid deodorizer adapted for reducing odors (e.g., on clothing). The spray assembly has a nozzle 125 and an actuator 127. The nozzle 125 is adapted for spraying a mist of liquid from the first reservoir up on actuation of the actuator 127. The nozzle 125 of the spray assembly is located on the first side of the container 100 and positioned closer towards the top of the container 100 than the bottom of the container 100. The nozzle 125 is positioned in a depression in the first side of the container 100. The depression has a generally concave contour for helping direct spray emitted from the nozzle 125. The actuator 127 of the spray assembly being located at the top of the container adjacent the first side of the container, the actuator 127 of the spray assembly comprising a pump action actuator where depression of the actuator 127 causes spraying of

the liquid in the first reservoir from out of the nozzle **125**. The actuator **127** has a region adapted for engaging a digit of the user. The region of the actuator **127** is substantially flush with the top of the container **100** when in a non-actuated position.

[0020] The sanitizer compartment **110** defines a second reservoir **130** adapted for holding a liquid. The sanitizer compartment **110** has an aperture in the top of the container **100** providing an opening into the second reservoir **130** to permit dispensing of liquid out of the second reservoir **130**. A sanitizer lid **135**, which is optional, like other components of the invention, for covering the aperture of the sanitizer compartment **110** is provided and is pivotally coupled to the container **100** by a living hinge. The sanitizer lid **135** defines a portion of the top of the container **100** when covering the aperture of the sanitizer compartment **110**. The sanitizer lid **135** has a lip with a releasable fastener for detachably coupling the sanitizer lid **135** to the container **100** when covering the aperture of the sanitizer compartment **110**. The liquid in the second reservoir **130** comprises a hand sanitizing liquid adapted for sanitizing body portions of the user.

[0021] The eye drop compartment **115** defines a first cavity therein. The first cavity has an opening in the top of the container **100** and an eye drop lid **140** for covering the opening into the first cavity of the eye drop compartment **115**. The eye drop lid **140** is pivotally coupled to the container **100** by a living hinge. The eye drop lid **140** defines a portion of the top of the container **100** when covering the opening into the first cavity of the eye drop compartment **115**. The eye drop lid **140** has a lip with a releasable fastener for detachably coupling the eye drop lid **140** to the container **100** when covering the opening into the first cavity of the eye drop compartment **115**.

[0022] A bottle **145** is disposed in the cavity of the eye drop compartment **115** and contains an eye drop liquid therein.

[0023] The dispenser compartment **120** defines a second cavity therein and has a hole into the second cavity located at a lower corner of the container **100**. The second cavity has breath mints therein and the hole in the second cavity is sized to permit a single breath mint passing therethrough at a time.

[0024] The container **100** also has a flip-up style lid covering the hole into the second cavity of the dispenser compartment **120**. The flip-up style lid being pivotally coupled to the container by a living hinge.

[0025] FIG. **8** is a flowchart illustrating a method **800** of using the kit **100**. The method **800** comprises: spraying (**810**) deodorizer on a smoker's clothing and/or body (e.g., hair) from the kit; dispensing (**820**) a sanitizer onto a smoker's body (e.g., hands) from the kit; dispensing (**830**) eye drops into an eye or eyes of a smoker from the kit; and dispensing (**840**) one or more breath mints from the kit. The method **800** then ends. In an embodiment of the invention, the method **800** can be performed in an order other than that shown. Further, a subset of the method **800** can also be performed and/or parts of the method **800** repeated multiple times.

[0026] The foregoing description of the illustrated embodiments of the present invention is by way of example only, and other variations and modifications of the above-described embodiments and methods are possible in light of

the foregoing teaching. The embodiments described herein are not intended to be exhaustive or limiting. The present invention is limited only by the following claims.

What is claimed is:

1. A refresher kit for refreshing a smoker having multiple compartments, comprising

- a deodorizer compartment capable of holding a deodorizer;
- a sanitizer compartment capable of holding a sanitizer;
- an eye drop compartment capable of holding eye drops; and
- a breath mint compartment capable of holding breath mints.

2. The kit of claim 1, wherein the deodorizer is held in a reservoir in the deodorizer compartment, an actuator is located on a side of the deodorizer compartment such that actuation of the actuator.

3. The kit of claim 1, wherein the eye drop compartment and breath mint compartment have a combined length equal to about a length of the sanitizer compartment.

4. The kit of claim 3, wherein the eye drop compartment is above the breath mint compartment.

5. The kit of claim 1, further comprising indicia on the outside of each compartment indicating contents therein.

6. A method of using a refresher kit for smokers, comprising:

- spraying deodorizer on a smoker's clothing from the kit;
- dispensing a sanitizer onto a smoker's body from the kit;
- dispensing eye drops into an eye of a smoker from the kit; and

dispensing one or more breath mints from the kit,

wherein the kit has

- a deodorizer compartment capable of holding a deodorizer,
- a sanitizer compartment capable of holding a sanitizer,
- an eye drop compartment capable of holding eye drops, and
- a breath mint compartment capable of holding breath mints.

7. The method of claim 6, wherein the deodorizer is held in a reservoir in the deodorizer compartment, an actuator is located on a side of the deodorizer compartment such that actuation of the actuator.

8. The method of claim 6, wherein the eye drop compartment and breath mint compartment have a combined length equal to about a length of the sanitizer compartment.

9. The method of claim 8, wherein the eye drop compartment is above the breath mint compartment.

10. The method of claim 6, further comprising indicia on the outside of each compartment indicating contents therein.

11. A refresher kit, comprising:

- a container having a generally rectangular configuration with a top, a bottom, a front, a back and first and second sides, the container comprising a resilient plastic material, the container defining four compartments including a deodorizer compartment, a sanitizer compartment, an eye drop compartment, and a dispenser

compartment, the front of the container having indicia identifying each of the compartments, the indicia associated with each compartment being located on the front of the container in a region proximate to the associated compartment, the container having a width of about four inches, a height of about four inches and a depth of about one inch to facilitate more comfortable holding of the container in a hand of a user;

the deodorizer compartment defining a first reservoir for holding a liquid and having a spray assembly in fluid communication with the first reservoir, the liquid in the first reservoir comprising a liquid deodorizer adapted for reducing odors, the spray assembly having a nozzle and an actuator, the nozzle being adapted for spraying a mist of liquid from the first reservoir up on actuation of the actuator, the nozzle of the spray assembly being located on the first side of the container and positioned closer towards the top of the container than the bottom of the container, the nozzle being positioned in a depression in the first side of the container, the depression having a generally concave contour for helping direct spray emitted from the nozzle, the actuator of the spray assembly being located at the top of the container adjacent the first side of the container, the actuator of the spray assembly comprising a pump action actuator where depression of the actuator causes spraying of the liquid in the first reservoir from out of the nozzle, the actuator having a region adapted for engaging a digit of the user, the region of the actuator being substantially flush with the top of the container when in a non-actuated position;

the sanitizer compartment defining a second reservoir adapted for holding a liquid, the sanitizer compartment having an aperture in the top of the container providing an opening into the second reservoir to permit dispensing of liquid out of the second reservoir, a sanitizer lid for covering the aperture of the sanitizer compartment,

the sanitizer lid being pivotally coupled to the container by a living hinge, the sanitizer lid defining a portion of the top of the container when covering the aperture of the sanitizer compartment, the sanitizer lid having a lip with a releasable fastener for detachably coupling the sanitizer lid to the container when covering the aperture of the sanitizer compartment, the liquid in the second reservoir comprising a hand sanitizing liquid adapted for sanitizing body portions of the user;

the eye drop compartment defining a first cavity therein, the first cavity having an opening in the top of the container, an eye drop lid for covering the opening into the first cavity of the eye drop compartment, the eye drop lid being pivotally coupled to the container by a living hinge, the eye drop lid defining a portion of the top of the container when covering the opening into the first cavity of the eye drop compartment, the eye drop lid having a lip with a releasable fastener for detachably coupling the eye drop lid to the container when covering the opening into the first cavity of the eye drop compartment;

a bottle disposed in the cavity of the eye drop compartment, the bottle containing an eye drop liquid therein;

the dispenser compartment defining a second cavity therein and having hole into the second cavity located at a lower corner of the container, the second cavity having breath mints therein, the hole in the second cavity being sized to permit a single breath mint passing therethrough at a time; and

a flip-up style lid covering the hole into the second cavity of the dispenser compartment, the flip-up style lid being pivotally coupled to the container by a living hinge.

\* \* \* \* \*