

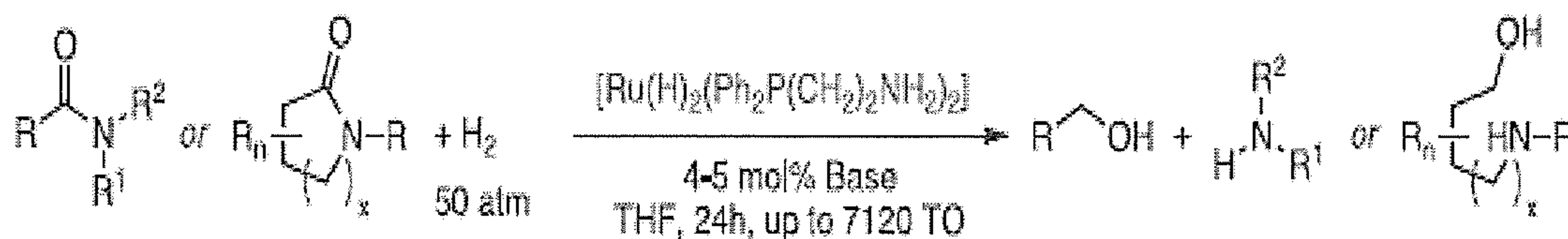


(86) Date de dépôt PCT/PCT Filing Date: 2012/07/18
 (87) Date publication PCT/PCT Publication Date: 2013/01/24
 (85) Entrée phase nationale/National Entry: 2014/01/16
 (86) N° demande PCT/PCT Application No.: CA 2012/050489
 (87) N° publication PCT/PCT Publication No.: 2013/010275
 (30) Priorité/Priority: 2011/07/18 (US61/508,766)

(51) Cl.Int./Int.Cl. *B01J 31/00* (2006.01),
C07B 31/00 (2006.01)
 (71) Demandeur/Applicant:
THE GOVERNORS OF THE UNIVERSITY OF
ALBERTA, CA
 (72) Inventeurs/Inventors:
BERGENS, STEVEN, CA;
JOHN, JEREMY M., CA
 (74) Agent: OSLER, HOSKIN & HARCOURT LLP

(54) Titre : CATALYSEURS ET PROCEDES DESTINES A L'HYDROGENATION D'AMIDES
 (54) Title: CATALYSTS AND PROCESSES FOR THE HYDROGENATION OF AMIDES

Figure 1



(57) **Abrégé/Abstract:**

There is provided a process for the reduction of one or more amide moieties in a compound comprising contacting the compound with hydrogen gas and a transition metal catalyst in the presence or absence of a base under conditions for the reduction an amide bond. The presently described processes can be performed at low catalyst loading using relatively mild temperature and pressures, and optionally, in the presence or absence of a base or high catalyst loadings using low temperatures and pressures and high loadings of base to effect dynamic kinetic resolution of achiral amides.



(12) INTERNATIONAL APPLICATION PUBLISHED UNDER THE PATENT COOPERATION TREATY (PCT)

(19) World Intellectual Property
Organization
International Bureau(43) International Publication Date
24 January 2013 (24.01.2013)

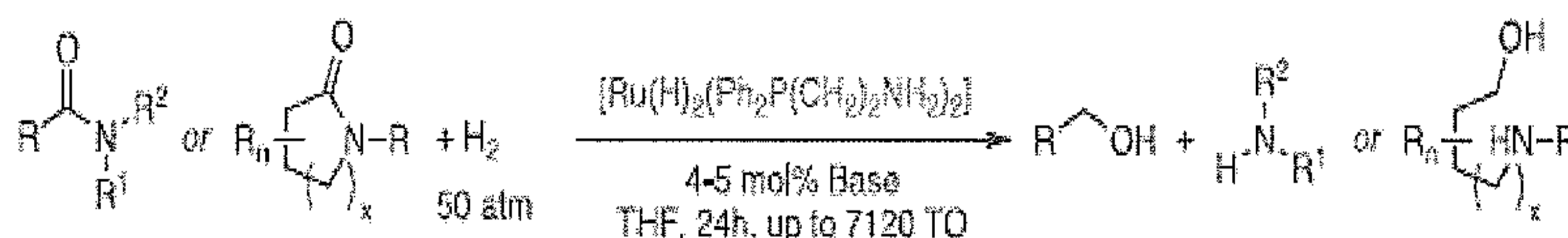
WIPO | PCT

(10) International Publication Number
WO 2013/010275 A1

- (51) International Patent Classification:
B01J 31/00 (2006.01) *C07B 31/00* (2006.01)
- (21) International Application Number:
PCT/CA2012/050489
- (22) International Filing Date:
18 July 2012 (18.07.2012)
- (25) Filing Language: English
- (26) Publication Language: English
- (30) Priority Data:
61/508,766 18 July 2011 (18.07.2011) US
- (71) Applicant (for all designated States except US): **THE GOVERNORS OF THE UNIVERSITY OF ALBERTA** [CA/CA]; Suite 4000, 10230 Jasper Avenue, Edmonton, Alberta T5J 4P6 (CA).
- (72) Inventors; and
- (75) Inventors/Applicants (for US only): **BERGENS, Steven** [CA/CA]; 14844-41 Avenue, Edmonton, Alberta T6H 5N7 (CA). **JOHN, Jeremy M.** [TT/CA]; 10533-71 Avenue, Edmonton, Alberta T6E 0X2 (CA).
- (74) Agents: **OSLER, HOSKIN & HARCOURT LLP** et al.; Suite 1900, 340 Albert Street, Ottawa, Ontario K1R 7Y6 (CA).
- (81) Designated States (unless otherwise indicated, for every kind of national protection available): AE, AG, AL, AM, AO, AT, AU, AZ, BA, BB, BG, BH, BR, BW, BY, BZ, CA, CH, CL, CN, CO, CR, CU, CZ, DE, DK, DM, DO, DZ, EC, EE, EG, ES, FI, GB, GD, GE, GH, GM, GT, HN, HR, HU, ID, IL, IN, IS, JP, KE, KG, KM, KN, KP, KR, KZ, LA, LC, LK, LR, LS, LT, LU, LY, MA, MD, ME, MG, MK, MN, MW, MX, MY, MZ, NA, NG, NI, NO, NZ, OM, PE, PG, PH, PL, PT, QA, RO, RS, RU, RW, SC, SD, SE, SG, SK, SL, SM, ST, SV, SY, TH, TJ, TM, TN, TR, TT, TZ, UA, UG, US, UZ, VC, VN, ZA, ZM, ZW.
- (84) Designated States (unless otherwise indicated, for every kind of regional protection available): ARIPO (BW, GH, GM, KE, LR, LS, MW, MZ, NA, RW, SD, SL, SZ, TZ, UG, ZM, ZW), Eurasian (AM, AZ, BY, KG, KZ, RU, TJ, TM), European (AL, AT, BE, BG, CH, CY, CZ, DE, DK, EE, ES, FI, FR, GB, GR, HR, HU, IE, IS, IT, LT, LU, LV, MC, MK, MT, NL, NO, PL, PT, RO, RS, SE, SI, SK, SM, TR), OAPI (BF, BJ, CF, CG, CI, CM, GA, GN, GQ, GW, ML, MR, NE, SN, TD, TG).
- Declarations under Rule 4.17:**
- as to applicant's entitlement to apply for and be granted a patent (Rule 4.17(ii))
- Published:**
- with international search report (Art. 21(3))

(54) Title: CATALYSTS AND PROCESSES FOR THE HYDROGENATION OF AMIDES

Figure 1



(57) Abstract: There is provided a process for the reduction of one or more amide moieties in a compound comprising contacting the compound with hydrogen gas and a transition metal catalyst in the presence or absence of a base under conditions for the reduction of an amide bond. The presently described processes can be performed at low catalyst loading using relatively mild temperature and pressures, and optionally, in the presence or absence of a base or high catalyst loadings using low temperatures and pressures and high loadings of base to effect dynamic kinetic resolution of achiral amides.

CATALYSTS AND PROCESSES FOR THE HYDROGENATION OF AMIDES

FIELD OF THE INVENTION

[0001] The present invention pertains to generally relates to processes for the hydrogenation of amides with transition metal catalysts, and catalysts therefor.

BACKGROUND

[0002] Alcohols and amines are ubiquitous in the synthesis of agrochemicals, pharmaceuticals (e.g. protection, deprotection), flavors, fragrances, and advanced materials. (A. Ricci, *Modern Amination Methods*, Wiley, New York, 2000; Modern reduction methods, (Eds.: P. G. Andersson, I. J. Munslow) Wiley, New York, 2008; J. S. Carey, D. Laffan, C. Thomson, M. T. Williams, *Org. Biomol. Chem.* 2006, 4, 2337.)

[0003] One approach to access these compounds is via the reduction of amides. Amides are however, the most stable carboxylic acid derivative. (C. M. Breneman, M. Martinov in *The Amide Linkage: Structural Significance in Chemistry, Biochemistry, and Materials Science* (Eds.: A. Greenberg, C. M. Breneman, J. F. Liebman), John Wiley and Sons Ins., New Jersey, 2003, p. 1-33; M. B. Robin, F. A. Bovey, H. Basch in *The Chemistry of Amides* (Ed.: J. Zabicky), Interscience, New York, 1970, p. 1-72.) Consequently, the reduction of amides typically requires stoichiometric amounts of active Al-H, B-H, or Si-H reducing agents that often cause reductive cleavage of the C=O bond (J. Seyden-Penne, *Reductions by the Alumino and Borohydrides in Organic Synthesis*, 2nd Ed., Wiley-VCH, New York, 1997. G. W. Gribble, *Chem. Soc. Rev.* 1998, 27, 395; G. Pelletier, W. S. Bechara, A. B. Charette, *J. Am. Chem. Soc.* 2010, 132, 12817; S. Das, D. Addis, S. Zhou, K. Junge, M. Beller, *J. Am. Chem. Soc.* 2010, 132, 1770; Y. Sunada, H. Kawakami, T. Imaoka, Y. Matoyama, H. Nagashima. *Angew. Chem. Int. Ed.* 2009, 48, 9511, C. Cheng, M. Brookhart, *J. Am. Chem. Soc.* 2012, DOI : 10.1021/ja304547s)

[0004] Numerous heterogeneous catalysts have been developed to hydrogenate amides. These include copper-chromite systems that give mixtures of amine products under 350 atm H₂, 250-400°C. (B. Wojcik, H. Adkins, *J. Am. Chem. Soc.* 1934, 56, 2419; R. M. King, US Pat.

4,448,998, May 15th, **1984**.) Co-catalysts of Rh or Ru with Re, W, or Mo hydrogenate amides either via reductive cleavage of the C=O bond (100 atm H₂, 160-180°C), (C. Hirosawa, N. Wakasa, T. Fuchikami, *Tetrahedron Lett.* **1996**, 37, 6749) or with selectivity for hydrogenating primary amides to the corresponding primary amines (20-100 atm H₂, 130-160°C). (G. Beamson, A. J. Papworth, C. Philipps, A. M. Smith, R. J. Whyman, *J. Catal.* **2011**, 278, 228; *Adv. Synth. Catal.* **2010**, 352, 869; *J. Catal.* **2010**, 296, 93.)

[0005] There are a handful of homogeneous systems that catalyze the hydrogenation of amides or amide derivatives. The first is a Ru-triphos system (triphos = 1,1,1-tris(diphenylphosphinomethyl)ethane) that hydrogenates primary amides with a preference for reductive cleavage of the C=O bond in the presence of NH₃ (40 atm H₂, 140-164°C, 14h). (M. Kilner, D. V. Tyers, S. P. Crabtree, M. A. Wood, PCT Int. Pat. Appl. WO 03/093208 A1, Nov 13th, **2003**; A. A. N. Magro, G. R. Eastham, D. Cole-Hamilton, *Chem. Commun.* **2007**, 3154; US Pat. 2010/0010261 A1, Jan 14th, 2010.)

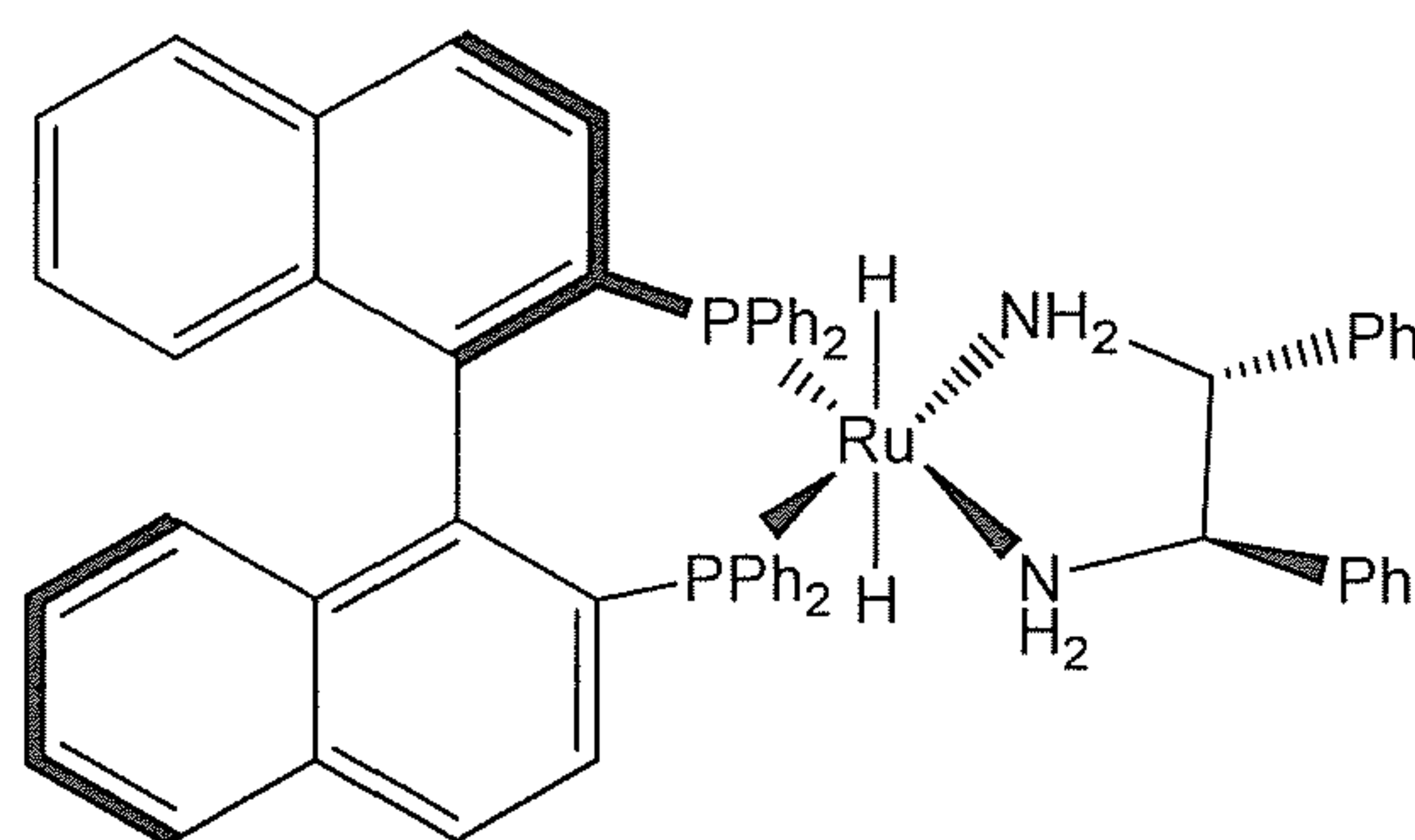
[0006] Beginning in 2006, Ikariya *et al.* reported dihydrogenations of cyclic imides, (M. Ito, A. Sakaguchi, C. Kobayashi, T. Ikariya, *J. Am. Chem. Soc.* **2007**, 129, 290; M. Ito, C. Kobayashi, A. Himizu, T. Ikariya, *J. Am. Chem. Soc.* **2010**, 132, 11414) N-acyl carbamates, N-sulfonyl-lactams, N-acylsulfonamides, (M. Ito, L. W. Koo, A. Himizu, C. Kobayashi, A. Sakaguchi, T. Ikariya. *Angew. Chem. Int. Ed.* **2009**, 48, 1324) N-phenyl lactams and benzamides (T. Ikariya, M. Ito, T. Ootsuka, PCT Int. Pat. Appl. WO 2010/073974 A1, July 1st, **2010**; M. Ito, T. Ootsuka, R. Watari, A. Shiibashi, A. Himizu, T. Ikariya, *J. Am. Chem. Soc.* **2011**, 133, 4240.) with reductive cleavage of the C-N bond catalyzed by [Cp*⁺RuCl(PN)] [Cp*⁺=η⁵-C₅(CH₃)₅; e.g. PN = Ph₂P(CH₂)₂NH₂] or [Cp*⁺RuCl(LN)] e.g. (LN = 2-C₅H₄NCH₂NH₂) (tBuOH or 2-PrOH, 80-100°C, 30-50 atm, KOtBu 1-2.5 equiv, 2-72 h).

[0007] Recently reported is the enantioselective monohydrogenation of meso-cyclic imides to give hydroxy lactams with *trans*-[Ru(H)₂(BINAP)(dpen)] (BINAP = 2,2'-bis(diphenylphosphino)-1,1'-binaphthyl) and dpen = 1,2-diphenylethylenediamine) and related complexes in THF at low temperatures (0.1 mol% Ru, 0°C, 50 atm H₂, 9 mol% tBuOK, 17-57 h). (S. Takebayashi, J. M. John, S. H. Bergens, *J. Am. Chem. Soc.* **2010**, 132, 12832; S. Takebayashi, S. H. Bergens, PCT Int. Pat. Appl. WO 2010/145024 A1, June 17th, **2010**.) Catalysts such as

trans-[Ru(H)₂(BINAP)(dpen)] have been shown to be active towards amide hydrogenation, however they can decompose at the higher temperature required for this transformation.

[0008] The most active system to date is Milstein's dearomatized, bipyridyl-based PNN Ru complex (PNN = (2-(di-*tert*-butylphosphinomethyl)-6-(diethylaminomethyl)pyridine) that hydrogenates a variety of secondary amides, and tertiary amides with ether groups to give the alcohol and amine products with 1 mol% Ru in THF (base free, 110°C, 10 atm H₂, 48 h). (E. Balaraman, B. Gnanaprakasam, L. J. W. Shimon, D. Milstein, *J. Am. Chem. Soc.* **2010**, *132*, 16756.)

[0009] Recently reported is the low-T preparation and study of the Noyori ketone hydrogenation catalyst *trans*-[Ru((*R*)-BINAP)(H)₂((*R,R*)-dpen)] (**1**). (R. J. Hamilton, C. G. Leong, G. Bigam, M. Miskolzie, S. H. Bergens, *J. Am. Chem. Soc.* **2005**, *127*, 4152; R. J. Hamilton, S. H. Bergens, *J. Am. Chem. Soc.* **2006**, *128*, 13700; *J. Am. Chem. Soc.* **2008**, *130*, 11979.)



(1)

[0010] Compound (**1**) is remarkably active towards carbonyl reduction. For example, (**1**) adds acetophenone on mixing and adds gamma-butyrolactone within minutes at -80°C to form the alkoxide, *trans*-[Ru((*R*)-BINAP)(H)(OCH(CH₃)(Ph))((*R,R*)-dpen)] and the corresponding Ru-hemiacetaloxide of gamma-butyrolactone. (**1**) Also catalyzes the hydrogenation of ethyl hexanoate under 4 atm H₂ below 0°C (S. Takebayashi, S. H. Bergens, *Organometallics*. **2009**, *28*, 2349.) and the monohydrogenation of meso-cyclic imides at 0°C. (S. Takebayashi, J. M. John, S. H. Bergens, *J. Am. Chem. Soc.* **2010**, *132*, 12832; S. Takebayashi, S. H. Bergens, PCT Int. Pat. Appl. WO 2010/145024 A1, June 17th, **2010**.) However, compound (**1**) has not be used in amide hydrogenation reactions.

[0011] It is, therefore, desirable to provide processes and catalysts for the hydrogenation of amides.

[0012] This background information is provided for the purpose of making known information believed by the applicant to be of possible relevance to the present invention. No admission is necessarily intended, nor should be construed, that any of the preceding information constitutes prior art against the present invention.

SUMMARY

[0013] An object of the present invention is to provide a process for the reduction of one or more amide moieties in a compound comprising contacting the compound with hydrogen gas and a transition metal catalyst in the presence or absence of a base under conditions for the reduction an amide bond.

[0014] In accordance with one aspect, there is provided a process for the reduction an amide bond in a substrate comprising contacting the substrate with hydrogen gas and a transition metal catalyst complex under conditions suitable to cleave the amide bond, wherein said process is performed in the presence of a base or in the absence of base and wherein, when said process is performed in the presence of a base and the transition metal catalyst complex is present at an amount of 1 mol% or more, the process is performed (i) at a temperature of 100°C or less; (ii) using hydrogen gas at a pressure less than 10 atm; or (iii) at a temperature of 100°C or less and using hydrogen gas at a pressure less than 10 atm.

[0015] In accordance with one embodiment, the transition metal is Ru, Fe, Rh, Ir, Pd, Cu, Co, Pt, Ti, Zr, Os or Hf. In one specific embodiment, the transition metal is Ru.

[0016] In accordance with another embodiment, the transition metal catalyst complex comprises the transition metal coordinated to one to four ligands selected from:

- (i) a bidentate diphosphine (P-P) ligand;
- (ii) a bidentate diamino (N-N) ligand;
- (iii) a bidentate aminophosphine (P-N) ligand;
- (iv) a tridentate diaminophosphine (P-N-N) ligand;

- (v) a tridentate aminodiphosphine (P-N-P) ligand;
- (vi) a tetradentate diaminodiphosphine (P-N-N-P) ligand;
- (vii) a monodentate phosphine (P) ligand; and
- (viii) a monodentate amine (N) ligand;

and optionally one or more ligands selected from:

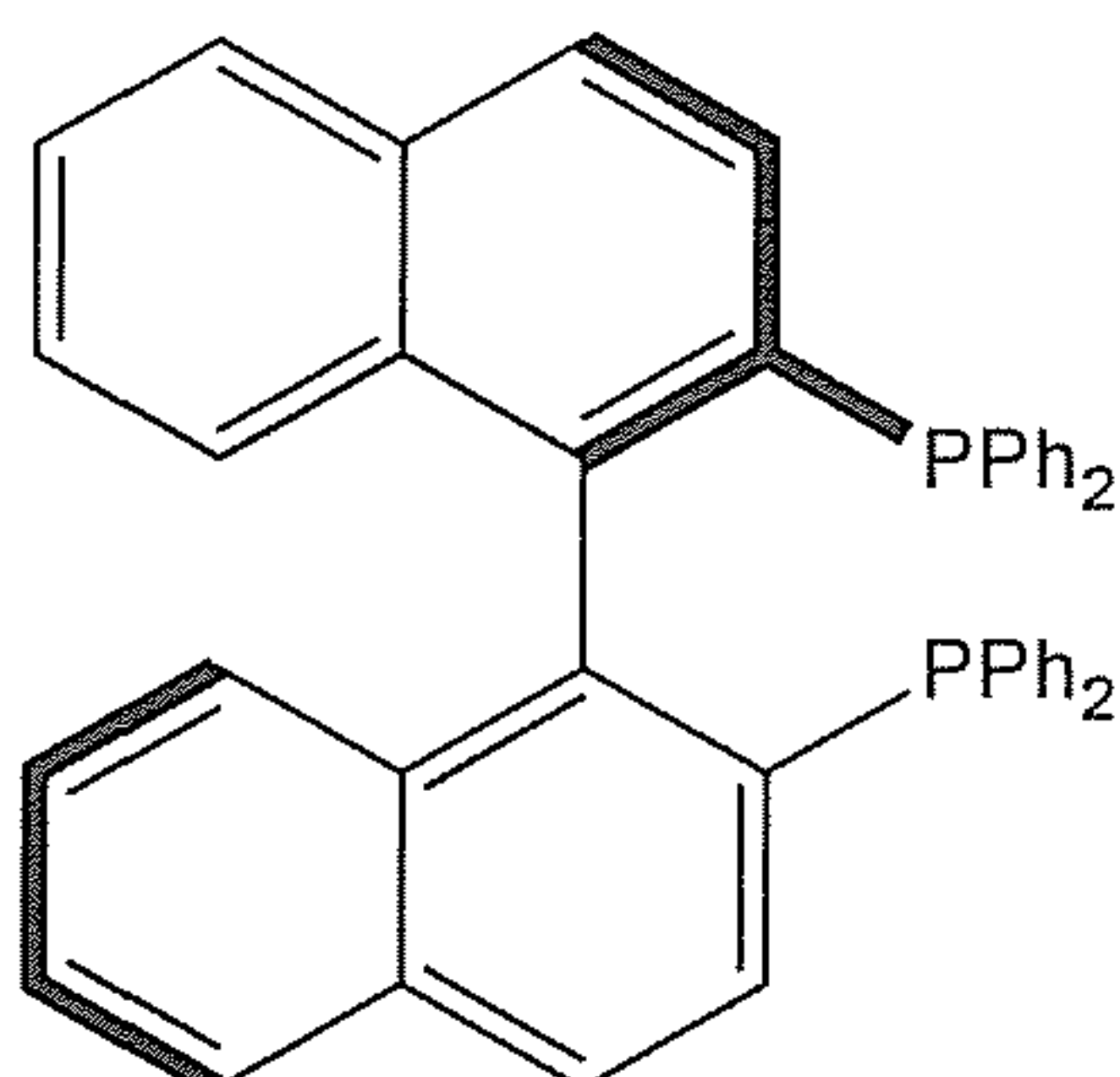
a hydride ligand;

a neutral monodentate ligand; and

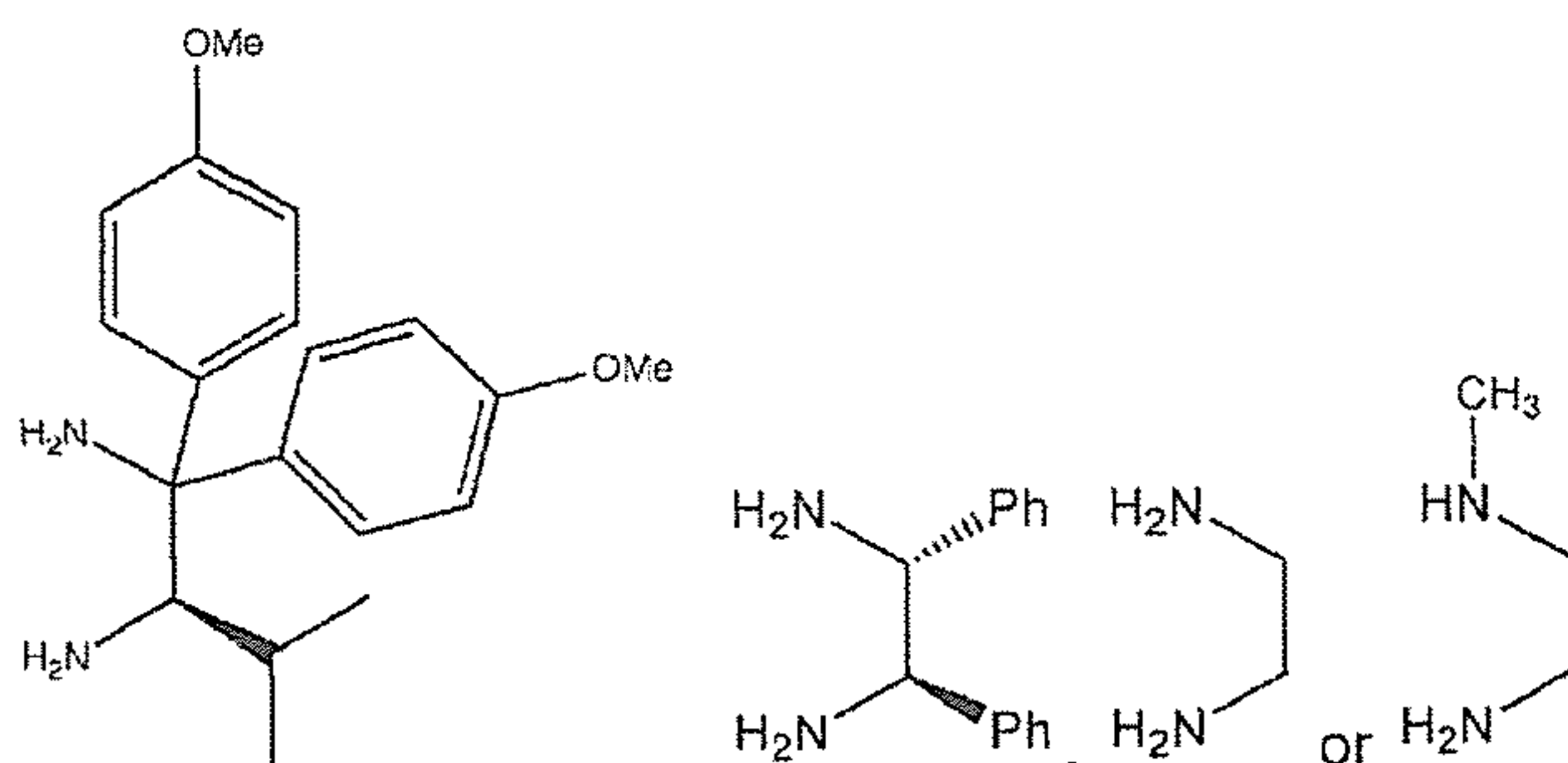
an anionic monodentate ligand,

wherein if the transition metal catalyst complex is cationic, the transition metal catalyst complex further comprises one or more suitable counteranions.

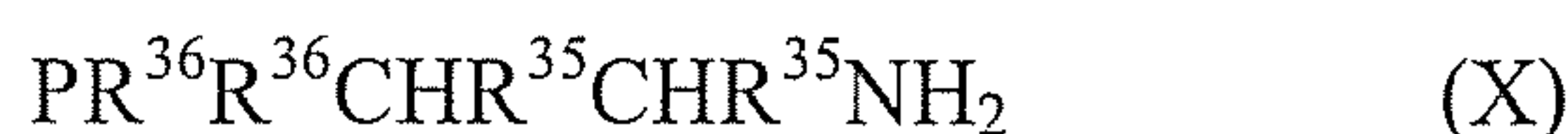
[0017] In accordance with another embodiment, the bidentate diphosphine (P-P) ligand is



[0018] In accordance with another embodiment, the bidentate diamino (N-N) ligand is

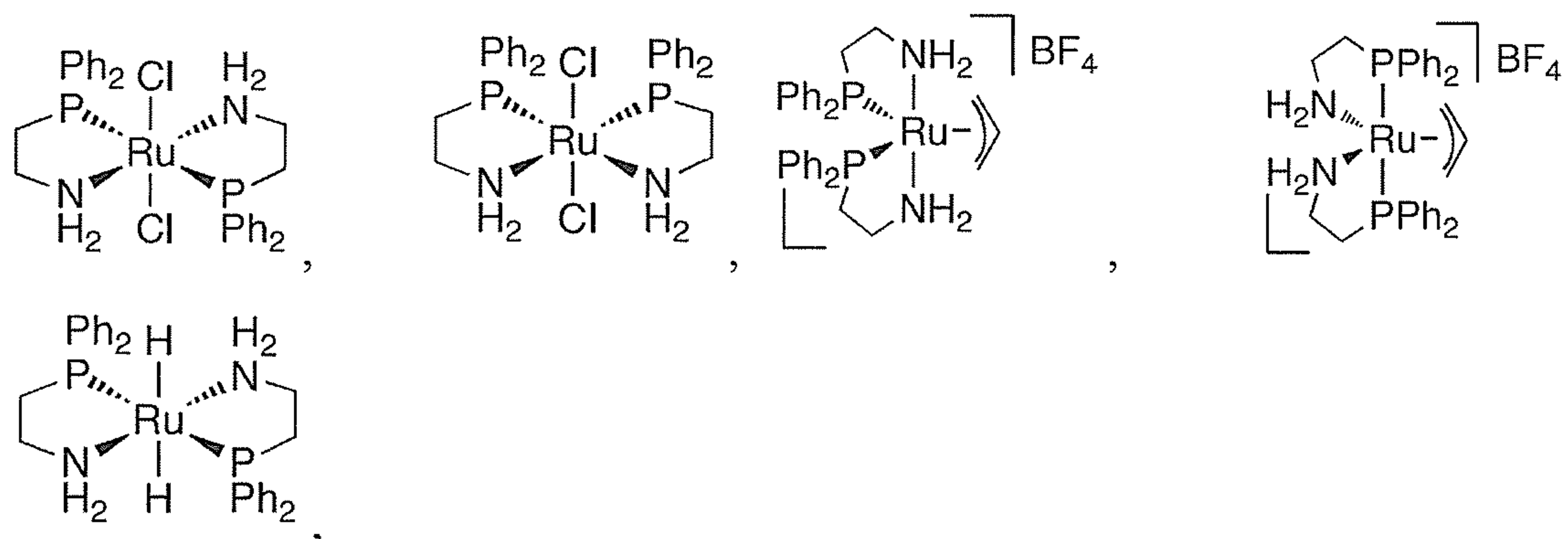


[0019] In accordance with another embodiment, the bidentate aminophosphine (P-N) ligand has the Formula (X)



wherein each R^{35} is independently H, (C_{1-10}) alkyl, (C_{1-10}) alkyl fluoro-substituted (C_{1-4}) -alkyl, halo, (C_{1-10}) cycloalkyl, fluoro-substituted (C_{1-10}) cycloalkyl, (C_{1-10}) -alkoxy, fluoro-substituted (C_{1-10}) -alkoxy, unsubstituted and substituted phenyl and substituted and unsubstituted naphthyl, or adjacent substituents are joined together to form, including the carbon atoms to which they are attached, one or more unsubstituted or substituted phenylene, cyclohexylene, naphthylene, pyridylene or ferrocenylene groups, and each R^{36} is independently (C_{4-10}) alkyl, (C_{4-10}) cycloalkyl, or phenyl, each of which may be optionally substituted.

[0020] In accordance with another embodiment, the transition metal catalyst is:



trans-[Ru(*(R)*-BINAP)(H)₂(*(R,R)*-dpen)], [Ru(Cl)₂(Ph₂P(CH₂)₂NH₂)₂], [Ru(COD)(Anthracene)]BF₄, *cis*-[Ru(CH₃CN)₂(η³-C₃H₅)(COD)]BF₄, [Ru(Ph₂PCH₂CH₂NH₂)₂(η³-C₃H₅)]BF₄, *trans*-[Ru(H)₂(Ph₂P(CH₂)₂NH₂)₂], [Ru(H)(Ph₂P(CH₂)₂NH₂)(Ph₂P(CH₂)₂NH)], [Ru(Cl)₂(Cy₂PCH₂CH₂NH₂)₂] (Cy = cyclohexyl), or an isomer thereof.

[0021] In accordance with another embodiment, the transition metal catalyst complex is chiral.

[0022] In accordance with another embodiment, the substrate is chiral.

[0023] In accordance with another embodiment, the process of the amide bond cleavage of the substrate produces an alcohol and an amine.

[0024] In accordance with another embodiment, the process of the amide bond cleavage of the substrate generates products that are enantiomerically enriched.

[0025] In accordance with another embodiment, the process of the amide bond cleavage of the substrate generates a chiral product.

[0026] In accordance with another embodiment, the process is performed in a solvent selected from tetrahydrofuran (THF), diethyl ether, chlorinated solvents, toluene and mixtures thereof.

[0027] In accordance with another embodiment, the hydrogen gas is used at a pressure in the range of from about 1 atm to about 100 atm.

[0028] In accordance with another embodiment, the hydrogen gas is used at a pressure less than about 50 atm.

[0029] In accordance with another embodiment, the process is performed in the presence of a base and the transition metal catalyst complex is present at an amount of 1 mol% or less.

[0030] In accordance with another embodiment, the transition metal catalyst complex is present at an amount of about 0.5 mol% or less, or about 0.1 mol% or less or from about 0.1 mol% to about 0.01 mol%.

[0031] In accordance with another embodiment, the process is performed at a temperature of 100°C or less and the hydrogen gas is used at a pressure of 50 atm or less.

[0032] In accordance with another embodiment, the process is performed in the presence of a base, the transition metal catalyst is present at an amount less than about 10 mol%, the hydrogen gas is used at a pressure of about 4 atm or less and the process is carried out at a temperature of 0°C or higher.

[0033] In accordance with another embodiment, the process is carried out at a temperature of from about 22°C to about 0°C.

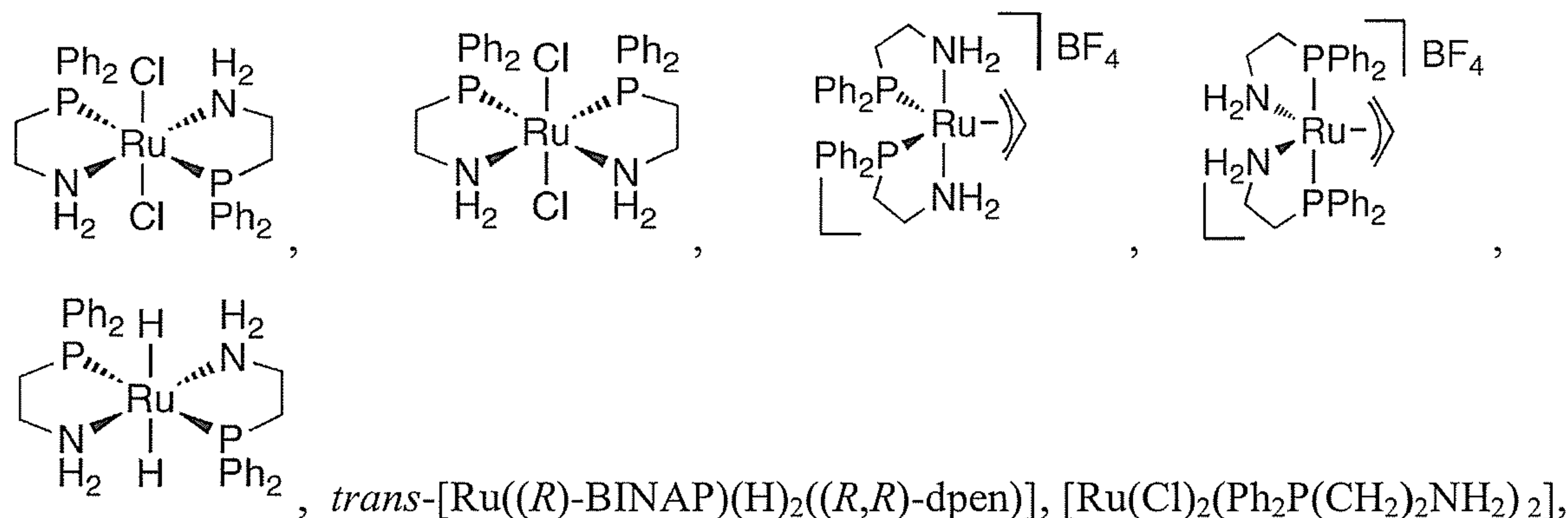
[0034] In accordance with another embodiment, the base is an organic non-coordinating base, a carbonate salt, a carboxylate salt, an alcoholate salt, a hydroxide salt or a silazine salt. In one specific embodiment, the base is tBuOK or $[(\text{CH}_3)_3\text{Si}]_2\text{NK}$.

[0035] In accordance with another embodiment, the process is performed in the absence of base and the hydrogen gas is used at a pressure less than about 10 atm, or less than about 5 atm.

[0036] In accordance with another embodiment, the process is performed at a temperature of from about -50°C to about 150°C.

[0037] In accordance with another embodiment,

[0038] In accordance with another aspect, there is provided a transition metal catalyst complex selected from:



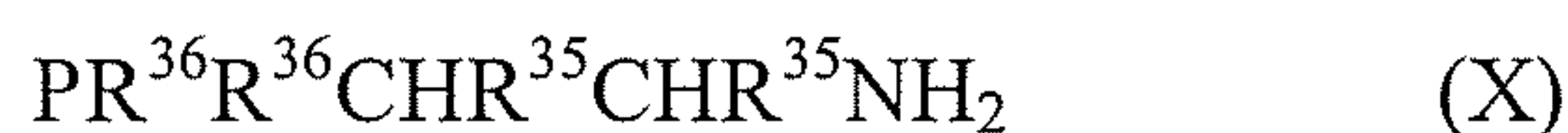
[Ru(COD)(Anthracene)]BF₄, *cis*-[Ru(CH₃CN)₂(η³-C₃H₅)(COD)]BF₄,

[Ru(Ph₂PCH₂CH₂NH₂)₂(η³-C₃H₅)]BF₄, *trans*-[Ru(H)₂(Ph₂P(CH₂)₂NH₂)₂],

[Ru(H)(Ph₂P(CH₂)₂NH₂)(Ph₂P(CH₂)₂NH)], [Ru(Cl)₂(Cy₂PCH₂CH₂NH₂)₂] (Cy = cyclohexyl), and isomers thereof.

[0039] In accordance with another aspect, there is provided a process for the reduction an amide bond in a substrate comprising contacting the substrate with hydrogen gas and a transition metal catalyst complex under conditions suitable to cleave the amide bond, wherein the transition metal catalyst complex comprises at least one bidentate aminophosphine (P-N) ligand.

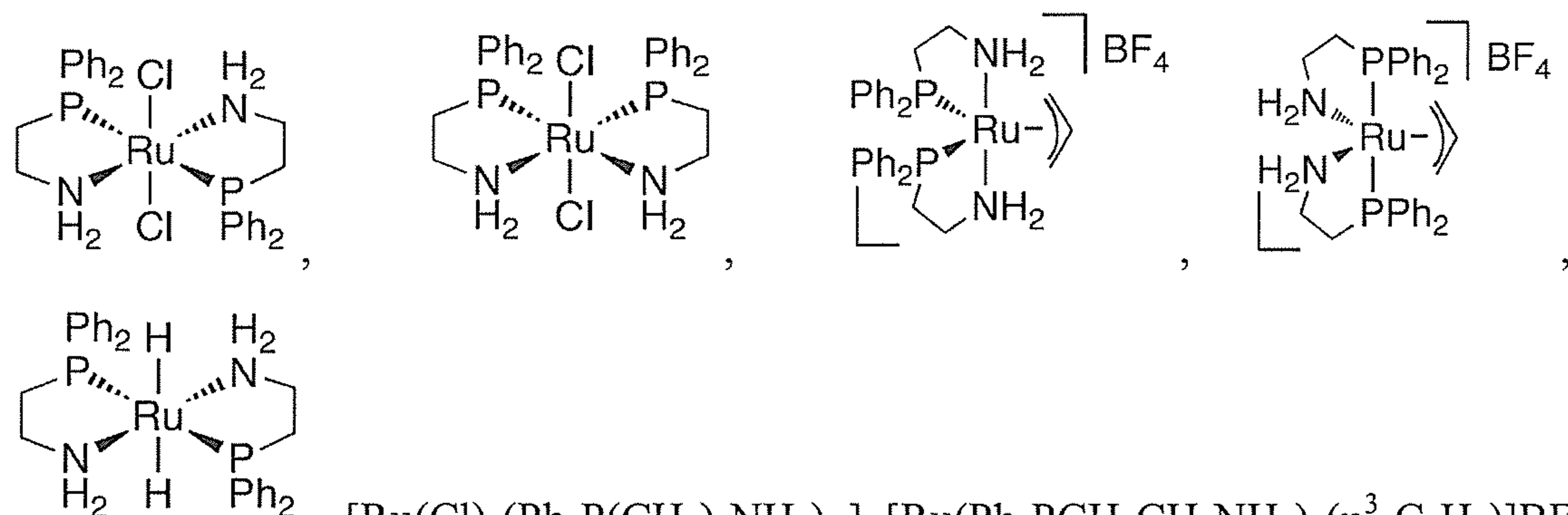
[0040] In accordance with one embodiment, the bidentate aminophosphine (P-N) ligand has the Formula (X)



wherein each R³⁵ is independently H, (C₁₋₁₀)alkyl, (C₁₋₁₀)alkyl fluoro-substituted (C₁₋₄)-alkyl, halo, (C₁₋₁₀)cycloalkyl, fluoro-substituted (C₁₋₁₀)cycloalkyl, (C₁₋₁₀)-alkoxy, fluoro-substituted (C₁₋₁₀)-alkoxy, unsubstituted and substituted phenyl and substituted and unsubstituted naphthyl, or adjacent substituents are joined together to form, including the carbon atoms to which they are attached, one or more unsubstituted or substituted phenylene, cyclohexylene, naphthylene,

pyridylene or ferrocenylene groups, and each R³⁶ is independently (C₄₋₁₀) alkyl, (C₄₋₁₀) cycloalkyl, or phenyl, each of which may be optionally substituted.

[0041] In accordance with another embodiment, the transition metal catalyst complex is



, [Ru(Cl)₂(Ph₂P(CH₂)₂NH₂)₂], [Ru(Ph₂PCH₂CH₂NH₂)₂(η³-C₃H₅)]BF₄, *trans*-[Ru(H)₂(Ph₂P(CH₂)₂NH₂)₂], [Ru(H)(Ph₂P(CH₂)₂NH₂)(Ph₂P(CH₂)₂NH)], [Ru(Cl)₂(Cy₂PCH₂CH₂NH₂)₂] (Cy = cyclohexyl), or an isomer thereof.

[0042] In accordance with another embodiment, the substrate is chiral.

[0043] In accordance with another embodiment, the process of the amide bond cleavage of the substrate produces an alcohol and an amine.

[0044] In accordance with another embodiment, the process of the amide bond cleavage of the substrate generates products that are enantiomerically enriched.

[0045] In accordance with another embodiment, the process of the amide bond cleavage of the substrate generates a chiral product.

[0046] In accordance with another embodiment, the process is performed in a solvent selected from tetrahydrofuran (THF), diethyl ether, chlorinated solvents, toluene and mixtures thereof.

[0047] In accordance with another embodiment, the hydrogen gas is used at a pressure in the range of from about 1 atm to about 100 atm. In accordance with another embodiment,

[0048] In accordance with another embodiment, the hydrogen gas is used at a pressure less than about 50 atm.

[0049] In accordance with another embodiment, the process is performed in the presence of a base and the transition metal catalyst complex is present at an amount of 1 mol% or less.

[0050] In accordance with another embodiment, the process is performed in the presence of a base, the transition metal catalyst is present at an amount less than about 10 mol%, the hydrogen gas is used at a pressure of about 4 atm or less and the process is carried out at a temperature of 0°C or higher.

[0051] In accordance with another embodiment, the base is an organic non-coordinating base, a carbonate salt, a carboxylate salt, an alcoholate salt, a hydroxide salt or a silazine salt.

[0052] In accordance with another embodiment, the base is tBuOK or $[(\text{CH}_3)_3\text{Si}]_2\text{NK}$.

[0053] In accordance with another embodiment, the transition metal catalyst complex is present at an amount of about 0.5 mol% or less, or about 0.1 mol% or less or from about 0.1 mol% to about 0.01 mol%.

[0054] In accordance with another embodiment, the process is performed at a temperature of 100°C or less and the hydrogen gas is used at a pressure of 50 atm or less. In accordance with another embodiment,

[0055] In accordance with another embodiment, the process is performed in the absence of base and the hydrogen gas is used at a pressure less than about 10 atm, or less than about 5 atm.

[0056] In accordance with another embodiment, the process is performed at a temperature of from about -50°C to about 150°C.

[0057] In accordance with another aspect, there is provided a process for the reduction an amide bond in a substrate comprising contacting the substrate with hydrogen gas and a transition metal catalyst complex under conditions suitable to cleave the amide bond, wherein said process is performed in the presence of a base or in the absence of base, and wherein said transition metal catalyst complex can catalyze the cleavage of the amide bond in the presence of base when the transition metal catalyst is present at an amount of less than 1 mol% or when the transition metal catalyst is present at an amount of 1 mol% or more and the process is performed (i) at a temperature of 100°C or less; (ii) using hydrogen gas at a pressure of less than 10 atm; or (iii) at a temperature of 100°C or less and using hydrogen gas at a pressure less than 10 atm.

BRIEF DESCRIPTION OF THE FIGURES

[0058] For a better understanding of the present invention, as well as other aspects and further features thereof, reference is made to the following description which is to be used in conjunction with the accompanying drawings, where:

[0059] Figure 1 depicts the reaction between 2 equivalents of $\text{Ph}_2\text{P}(\text{CH}_2)_2\text{NH}_2$ and *cis*- $[\text{Ru}(\text{CH}_3\text{CN})_2(\eta^3\text{-C}_3\text{H}_5)(\text{COD})]\text{BF}_4$ (COD = 1,5-cyclooctadiene) to form a highly active catalyst precursor for the selective hydrogenation of amides;

[0060] Figure 2 graphically depicts the $^{31}\text{P}\{^1\text{H}\}$ NMR spectrum of $[\text{Ru}(\eta^3\text{-C}_3\text{H}_5)(\text{Ph}_2\text{PCH}_2\text{CH}_2\text{NH}_2)_2]\text{BF}_4$ (**5**) in CD_2Cl_2 ;

[0061] Figure 3 graphically depicts the $^{31}\text{P}\{^1\text{H}\}$ and ^{31}P NMR spectra of $[\text{Ru}(\eta^3\text{-C}_3\text{H}_5)(\text{Ph}_2\text{PCH}_2\text{CH}_2\text{NH}_2)_2]\text{BF}_4$ (**5**);

[0062] Figure 4 graphically depicts the preliminary $^{31}\text{P}\{^1\text{H}\}$ NMR Study on the reactivity of (**5**) towards H_2 and Base in THF;

[0063] Figure 5 graphically depicts preliminary ^1H NMR Study on the reactivity of (**5**) towards H_2 and Base in THF;

[0064] Figure 6 graphically depicts the comparison of the hydride regions between (**5**) and (**2**) in THF-d_8 ;

[0065] Figure 7 graphically depicts the ^1H NMR of the hydrogenation reaction of N-Phenylpyrrolidin-2-one (**2c**);

[0066] Figure 8 graphically depicts the ^1H NMR of the hydrogenation reaction of N-Methylpyrrolidin-2-one (**2d**);

[0067] Figure 9 graphically depicts the ^1H NMR of the hydrogenation reaction of N-Phenylpiperidone (**6**);

[0068] Figure 10 graphically depicts the ^1H NMR of the hydrogenation reaction of ϵ -Caprolactam (**7**);

[0069] Figure 11 graphically depicts the ^1H NMR of the hydrogenation reaction of N,N-Diphenylbenzamide (**8a**), wherein trace benzyl benzoate formed is notated as (+);

[0070] Figure 12 graphically depicts the ^1H NMR of the hydrogenation reaction of N-Methyl-N-Phenylbenzamide (**8b**);

[0071] Figure 13 graphically depicts the ^1H NMR of the hydrogenation reaction of N,N-Dimethylbenzamide (**8c**);

[0072] Figure 14 graphically depicts the ^1H NMR of the hydrogenation reaction of 1-Benzoylpiperidine (**8d**);

[0073] Figure 15 graphically depicts the ^1H NMR of the hydrogenation reaction of Benzanilide (**8e**);

[0074] Figure 16 graphically depicts the ^1H NMR of the hydrogenation reaction of N-Methylbenzamide (**8f**);

[0075] Figure 17 graphically depicts the ^1H NMR of the hydrogenation reaction of N,N-Diphenylacetamide (**8g**);

[0076] Figure 18 graphically depicts the ^1H NMR of the hydrogenation reaction of N-Methylacetanilide (**8h**);

[0077] Figure 19 graphically depicts the ^1H NMR of the hydrogenation reaction of N,N-Dimethylacetamide (**8i**), wherein anthracene is used as an internal standard, notated as (^); and

[0078] Figure 20 graphically depicts the ^1H NMR of the hydrogenation reaction of acetanilide (**8j**).

DETAILED DESCRIPTION

[0079] Definitions

[0080] Unless defined otherwise, all technical and scientific terms used herein have the same meaning as commonly understood by one of ordinary skill in the art to which this invention belongs.

[0081] As used in the specification and claims, the singular forms “a”, “an” and “the” include plural references unless the context clearly dictates otherwise.

[0082] The term “comprising” as used herein will be understood to mean that the list following is non-exhaustive and may or may not include any other additional suitable items, for example one or more further feature(s), component(s) and/or ingredient(s) as appropriate.

[0083] As used herein, “alkyl” refers to a linear, branched or cyclic, saturated hydrocarbon group which can be unsubstituted or optionally substituted with one or more substituent. Examples of saturated straight or branched chain alkyl groups include, but are not limited to, methyl, ethyl, 1-propyl, 2-propyl, 1-butyl, 2-butyl, 2-methyl-1-propyl, 2-methyl-2-propyl, 1-pentyl, 2-pentyl, 3-pentyl, 2-methyl-1-butyl, 3-methyl-1-butyl, 2-methyl-3-butyl, 2,2-dimethyl-1-propyl, 1-hexyl, 2-hexyl, 3-hexyl, 2-methyl-1-pentyl, 3-methyl-1-pentyl, 4-methyl-1-pentyl, 2-methyl-2-pentyl, 3-methyl-2-pentyl, 4-methyl-2-pentyl, 2,2-dimethyl-1-butyl, 3,3-dimethyl-1-butyl and 2-ethyl-1-butyl, 1-heptyl and 1-octyl. As used herein the term “alkyl” encompasses cyclic alkyls, or cycloalkyl groups. The term “cycloalkyl” as used herein refers to a non-aromatic, saturated monocyclic, bicyclic or tricyclic hydrocarbon ring system containing at least 3 carbon atoms. Examples of C₃-C₁₂ cycloalkyl groups include, but are not limited to, cyclopropyl, cyclobutyl, cyclopentyl, cyclohexyl, cycloheptyl, cyclooctyl, norbornyl, adamantyl, bicyclo[2.2.2]oct-2-enyl, and bicyclo[2.2.2]octyl.

[0084] The term “(C_{1-n})-alkyl” as used herein refers to straight and/or branched chain, saturated alkyl radicals containing from one to “n” carbon atoms and includes (depending on the identity of n) methyl, ethyl, propyl, isopropyl, n-butyl, s-butyl, isobutyl, t-butyl, 2,2-dimethylbutyl, n-pentyl, 2-methylpentyl, 3-methylpentyl, 4-methylpentyl, n-hexyl and the like, where the variable n is an integer representing the largest number of carbon atoms in the alkyl radical.

[0085] The term “(C_{3-n})-cycloalkyl” as used herein refers to a monocyclic or polycyclic saturated carbocyclic group containing from three to n carbon atoms and includes (depending on the identity of n) cyclopropyl, cyclobutyl, cyclopentyl, cyclodecyl, bicyclo[2.2.2]octane, bicyclo[2.2.1]heptane, bicyclo[3.1.1]heptane and the like, where the variable n is an integer representing the largest number of carbon atoms in the cycloalkyl radical.

[0086] As used herein, the term “alkenyl” refers to a straight, branched or cyclic hydrocarbon group containing at least one double bond which can be unsubstituted or optionally substituted with one or more substituents.

[0087] The term “(C_{2-n})-alkenyl” as used herein refers to straight and/or branched chain, unsaturated alkyl radicals containing from two to n carbon atoms and one or more, suitably one to three, double bonds, and includes (depending on the identity of n) vinyl, allyl, 2-methylprop-1-enyl, but-1-enyl, but-2-enyl, but-3-enyl, 2-methylbut-1-enyl, 2-methylpent-1-enyl, 4-methylpent-1-enyl, 4-methylpent-2-enyl, 2-methylpent-2-enyl, 4-methylpenta-1, 3-dienyl, hexen-1-yl and the like, where the variable n is an integer representing the largest number of carbon atoms in the alkenyl radical.

[0088] The term “(C_{3-n})-cycloalkenyl” as used herein refers to a monocyclic or polycyclic carbocyclic group containing from three to n carbon atoms (depending on the identity of n) and one or more, suitably one or two, double bonds and includes cyclopropenyl, cyclobutenyl, cyclopentenyl, cyclodecenyl, bicyclo[2.2.2]oct-2-ene, bicyclo[2.2.1]hept-2-ene, bicyclo[3.1.1]hept-2-ene and the like, where the variable n is an integer representing the largest number of carbon atoms in the cycloalkenyl radical.

[0089] As used herein, “alkynyl” refers to an unsaturated, straight or branched chain hydrocarbon group containing at least one triple bond which can be unsubstituted or optionally substituted with one or more substituents.

[0090] The term “(C_{2-n})-alkynyl” as used herein refers to straight and/or branched chain, unsaturated alkyl groups containing from one to n carbon atoms and one or more, suitably one to three, triple bonds, and includes (depending on the identity of n) ethynyl, 1-propynyl, 2-propynyl, 2-methylprop-1-ynyl, 1-butynyl, 2-butynyl, 3-butynyl, 1,3-butadiynyl, 3-methylbut-1-ynyl, 4-methylbut-ynyl, 4-methylbut-2-ynyl, 2-methylbut-1-ynyl, 1-pentynyl, 2-pentynyl, 3-pentynyl, 4-pentynyl, 1,3-pentadiynyl, 1,4-pentadiynyl, 3-methylpent-1-ynyl, 4-methylpent-2-ynyl, 4-methylpent-2-ynyl, 1-hexynyl and the like, where the variable n is an integer representing the largest number of carbon atoms in the alkynyl radical.

[0091] The term “(C_{3-n})-cycloalkynyl” as used herein refers to a monocyclic or polycyclic carbocyclic group containing from three to n carbon atoms (depending on the identity of n) and one or more, suitably one or two, double bonds and includes cyclopropenyl, cyclobutynyl, cyclopentynyl, cyclohexynyl, cyclodecynyl, bicyclo[2.2.2]oct-2-yne, bicyclo[2.2.1]hept-2-yne, bicyclo[3.1.1]hept-2-yne and the like, where the variable n is an integer representing the largest number of carbon atoms in the cycloalkynyl radical.

[0092] As used herein, “aryl” refers to hydrocarbons derived from benzene or a benzene derivative that are unsaturated aromatic carbocyclic groups of from 6 to 100 carbon atoms, or from which may or may not be a fused ring system, in some embodiments 6 to 50, in other embodiments 6 to 25, and in still other embodiments 6 to 15. The aryls may have a single or multiple rings. The term “aryl” as used herein also includes substituted aryls. Examples include, but are not limited to phenyl, naphthyl, xylene, phenylethane, substituted phenyl, substituted naphthyl, substituted xylene, substituted phenylethane and the like. As used herein, “heteroaryl” refers to an aryl that includes from 1 to 10, in other embodiments 1 to 4, heteroatoms such as but not limited to oxygen, nitrogen and sulfur. The heteroaryl may be substituted or unsubstituted.

[0093] The term “(C_{6-n})-aryl” as used herein refers to a monocyclic, bicyclic or tricyclic carbocyclic ring system containing from 6 to n carbon atoms and optionally a metal and includes, depending on the identity of n, phenyl, naphthyl, anthracenyl, 1,2-dihydronaphthyl, 1,2,3,4-tetrahydronaphthyl, fluorenyl, indanyl, indenyl, ferrocenyl, and the like, where the variable n is an integer representing the largest number of carbon atoms in the aryl radical.

[0094] As used herein, a “heteroatom” refers to an atom that is not carbon or hydrogen, such as nitrogen, oxygen, sulfur, phosphorus, chlorine, bromine, and iodine.

[0095] As used herein, the terms “heterocycle” and “heteroaryl” refer to an aromatic or nonaromatic monocyclic or bicyclic ring of carbon atoms and from 1 to 5 heteroatoms selected from oxygen, nitrogen and sulfur, and which can be substituted or unsubstituted. Included within the term “heterocycle” are heteroaryls, as defined above. Examples of 3- to 9-membered heterocycles include, but are not limited to, aziridinyl, oxiranyl, thiiranyl, aziriny, diaziridinyl, diaziriny, oxaziridinyl, azetidiny, azetidiny, oxetanyl, thietanyl, piperidinyl, piperazinyl, morpholinyl, pyrrolyl, oxazinyl, thiazinyl, diazinyl, triazinyl, tetrazinyl, imidazolyl, benzimidazolyl, tetrazolyl, indolyl, isoquinoliny, quinoliny, quinazoliny, pyrrolidinyl, puriny, isoxazolyl, benzisoxazolyl, furanyl, furazanyl, pyridiny, oxazolyl, benzoxazolyl, thiazolyl, benzthiazolyl, thiophenyl, pyrazolyl, triazolyl, benzodiazolyl, benzotriazolyl, pyrimidinyl, isoindolyl and indazolyl.

[0096] As used herein, “substituted” refers to the structure having one or more substituents. A substituent is an atom or group of bonded atoms that can be considered to have replaced one or more hydrogen atoms attached to a parent molecular entity. Examples of

substituents include aliphatic groups, halogen, arylcarbonyloxy, alkoxycarbonyloxy, aryloxycarbonyloxy, alkoxycarbonyl, aminocarbonyl, alkylthiocarbonyl, alkoxyl, phosphate ester, phosphonato, phosphinato, cyano, tertiary amino, tertiary acylamino, tertiary amide, imino, alkylthio, arylthio, sulfonato, sulfamoyl, tertiary sulfonamido, nitrile, trifluoromethyl, heterocyclyl, aromatic, and heteroaromatic moieties, ether, ester, boron-containing moieties, tertiary phosphines, and silicon-containing moieties.

[0097] As used herein, “halogen” and “halo” refers to F, Cl, Br or I.

[0098] The term “fluoro-substituted” with respect to any specified group as used herein indicates that one or more, including all, of the hydrogen atoms in the group have been replaced with fluorine, and includes trifluoromethyl, pentafluoroethyl, fluoromethyl and the like.

[0099] The suffix “ene” added on to any of the above groups means that the group is divalent, *i.e.* inserted between two other groups.

[00100] The term “ring system” as used herein refers to a carbon-containing ring system, that includes monocycles, fused bicyclic and polycyclic rings, bridged rings and metallocenes. Where specified, the carbons in the rings may be substituted or replaced with heteroatoms. The term “unsaturated” with respect to ring systems includes aromatic and nonaromatic rings.

[00101] The terms “transition metal” and “suitable transition metal” as used herein refer to any transition metal that can be used to form a transition metal catalyst useful in the presently described process in the reduction of amides. These include, but are not limited to, Fe, Ru, Rh, Ir, Pd, Cu, Co, Pt, Ti, Zr, Os and Hf.

[00102] The term “transition metal catalyst complex” as used herein refers to a complex comprising a transition metal catalyst, optionally also comprising one or more additional counteranion.

[00103] As used herein, the term “transition metal catalyst” refers to the element of the transition metal catalyst complex that comprises the transition metal and its associated coordinated ligands. The transition metal catalyst is capable of binding hydride to form a transition metal hydride, which is the active catalyst. The active catalyst, which is capable of reducing an amide moiety, has at least one hydride ligand. It will be understood that more than

four hydrogen atoms or hydrides can be coordinated to the transition metal to form a transition metal hydride that can act as a catalyst for the processes of the present disclosure.

[00104] As used herein, the terms “suitable counteranion” and “counteranion” refer to a negatively charged ion that is optionally a part of the transition metal catalyst complex to charge balance a positively charged transition metal catalyst species. The counteranion is present in the transition metal catalyst complex when the transition metal catalyst is cationic, such that the total charge of transition metal catalyst complex is zero. It is understood that the counteranion is not reactive with the transition metal catalyst. Some examples of counteranions include, but are not limited to, OTf^- , BF_4^- and PF_6^- .

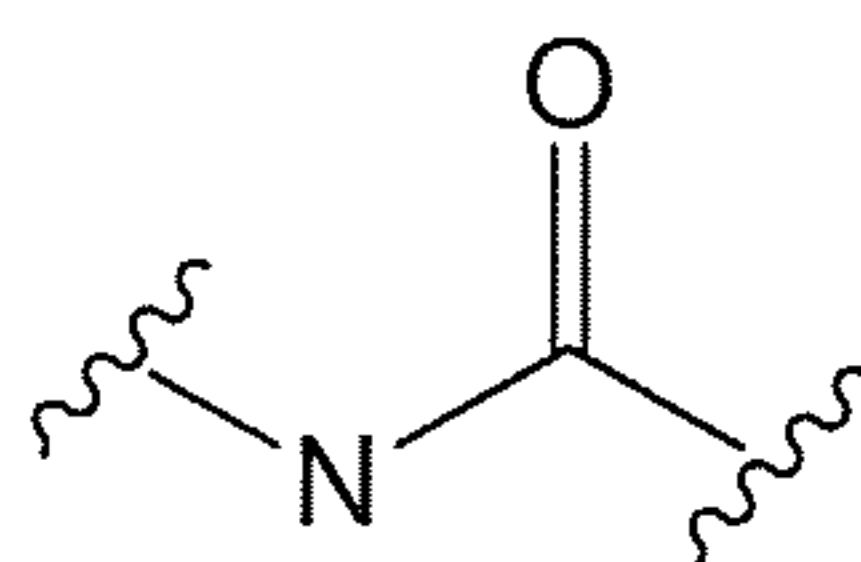
[00105] As used herein, the term “ligand” refers to the monodentate, bidentate, tridentate or tetradentate compound(s) which coordinate to the transition metal to form the transition metal catalyst. The presently described ligands may be chiral or achiral. In the case where the ligand is chiral, it is understood that the chiral atom may be present anywhere in the ligand molecule.

[00106] The term “neutral monodentate ligand” as used herein refers to any neutral ligand which donates a single pair electrons and coordinates to the transition metal through a dative covalent bond. Some examples of neutral monodentate ligands include, but are not limited to, water, acetonitrile, DMF, ammonia, carbon monoxide, pyridine, tetrahydrofuran (THF), *t*-BuCN and *t*-BuNC.

[00107] The term “anionic monodentate ligand” as used herein refers to any anionic ligand which donates a single pair electrons and coordinates to the transition metal. Examples of anionic monodentate ligands include, but are not limited to, halogens such as fluoro, chloro, bromo or iodo, (C_{1-6}) -alkoxy, hydroxy, thiocyanate, cyano, carboxylate, sulfonates and nitrates.

[00108] The terms “(P-P) ligand”, “(N-N) ligand”, “(P-N) ligand”, “(P-N-N) ligand”, “(P-N-P) ligand”, “(P-N-N-P) ligand”, “(P) ligand” and “(N) ligand” refer to ligands that can coordinate to the transition metal, wherein the capital letters in the brackets designate the atoms in each ligand, in series, that coordinate to the transition metal. For example, in the case of a (P-N-N) ligand, the ligand comprises a phosphorus atom, a first nitrogen atom and a second nitrogen atom connected in series with linker groups therebetween, wherein the phosphorus atom, first nitrogen atom and second nitrogen atom each form a dative covalent bond with the transition metal.

[00109] As used herein, the terms “amide” and “amide bond” have their commonly understood meaning and refer to the bivalent functional group -N-CO-, or



[00110] As used herein, the term “cleave an amide bond” means that the C-N bond between the nitrogen and the carbonyl carbon in the amide bond is broken during the process of the reaction. Under the presently described process, the nitrogen and carbonyl group can be hydrogenated to give, respectively, an amine and an alcohol. The skilled worker will also appreciate that if the amide can also form the amino-alcohol and/or amine as it goes through the aldehyde or hemiaminal. Incomplete reductions are also possible, resulting in aldehydes, for example, which can undergo *in situ* reaction condensation reactions. The amide bond may be part of a linear or cyclic structure such that the reaction can result in a single compound having both an amine and an alcohol, or two separate compounds, one of which containing the amine and the other one having the alcohol.

[00111] The terms “reduction” and “hydrogenation” as used herein refer to the cleavage reaction of the amide bond.

[00112] As used herein, the term “dative covalent bond” refers to a coordinate bond wherein the shared pair of electrons that form the bond come from the same atom. In the present disclosure, the dative covalent bond occurs between the transition metal, e.g. ruthenium, and the coordinating atom.

[00113] As used herein, a “coordinating atom” refers to an atom having a lone pair of electrons capable of coordinating, or forming a covalent dative bond with the transition metal.

[00114] As used herein the term “base free” refers to a reaction that proceeds in the absence of base. Specifically, when the hydrogenation reaction is carried out in base, it is understood that the base participates in the reaction. The Applicant notes that a person of skill in the art would recognise that though BH_4^- is a weak base, it is not considered to be a strong enough base to assist in the hydrogenation reaction.

[00115] Described herein are processes and catalysts for the hydrogenation of amides. Specifically, there is provided a process for the reduction of one or more amide moieties in a compound comprising contacting the compound with hydrogen gas and a catalyst comprising a transition metal hydride in the presence or absence of a base under conditions for the reduction of the one or more amide moieties to form a compound comprising amino alcohols and/or alcohols and amines.

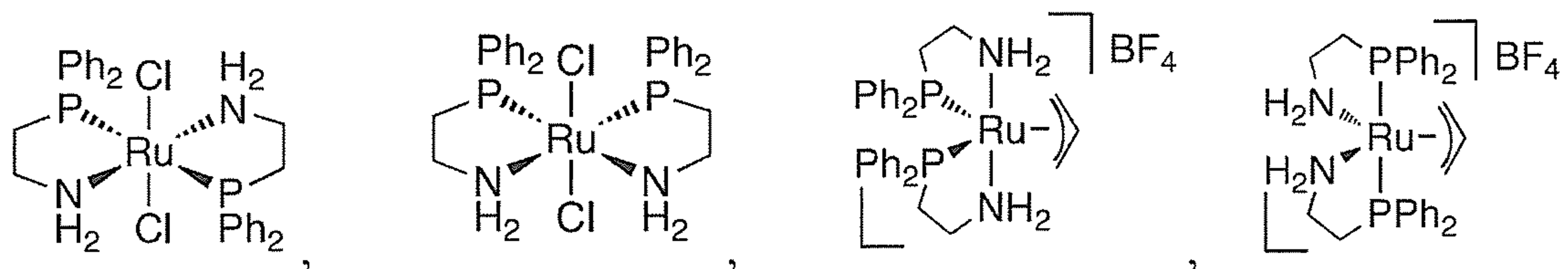
[00116] The presently described processes are characterized by the high activity of the catalysts in comparison to catalysts used in the past. Furthermore, the present processes can be performed at relatively low temperature and pressure, with relatively low catalyst loading, and optionally, in the absence of a base.

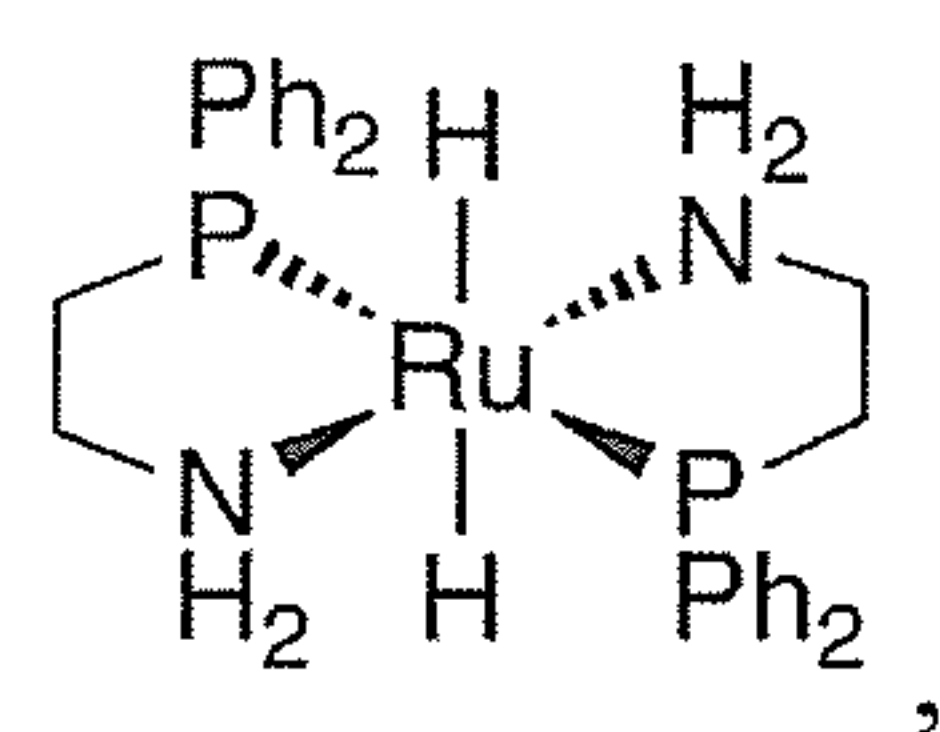
[00117] Catalysts

[00118] The transition metal catalyst can be a complex comprising a suitable transition metal, and coordinated thereto, one to four ligands selected from: (i) a bidentate diphosphine (P-P) ligand, (ii) a bidentate diamino (N-N) ligand, (iii) a bidentate aminophosphine (P-N) ligand, (iv) a tridentate diaminophosphine (P-N-N) ligand, (v) a tridentate aminodiphosphine (P-N-P) ligand, (vi) a tetradentate diaminodiphosphine (P-N-NP) ligand, (vii) a monodentate phosphine (P) ligand, and (viii) a monodentate amine ligand (N); one to three hydride ligands; zero to two neutral monodentate ligands; and zero to two anionic monodentate ligands, the complex being neutral or cationic, and if the complex is cationic, the complex further comprises one or more suitable counteranions.

[00119] The transition metal can be Ru, Fe, Rh, Ir, Pd, Cu, Co, Pt, Ti, Zr, Os or Hf. In some examples the transition metal is Ru, Fe or Rh. In a specific example the transition metal is Ru.

[00120] In some examples, the transition metal catalyst is selected from:





trans-[Ru((*R*)-BINAP)(H)₂((*R,R*)-dpen)], [Ru(Cl)₂(Ph₂P(CH₂)₂NH₂)₂],

[Ru(COD)(Anthracene)]BF₄, *cis*-[Ru(CH₃CN)₂(η³-C₃H₅)(COD)]BF₄,

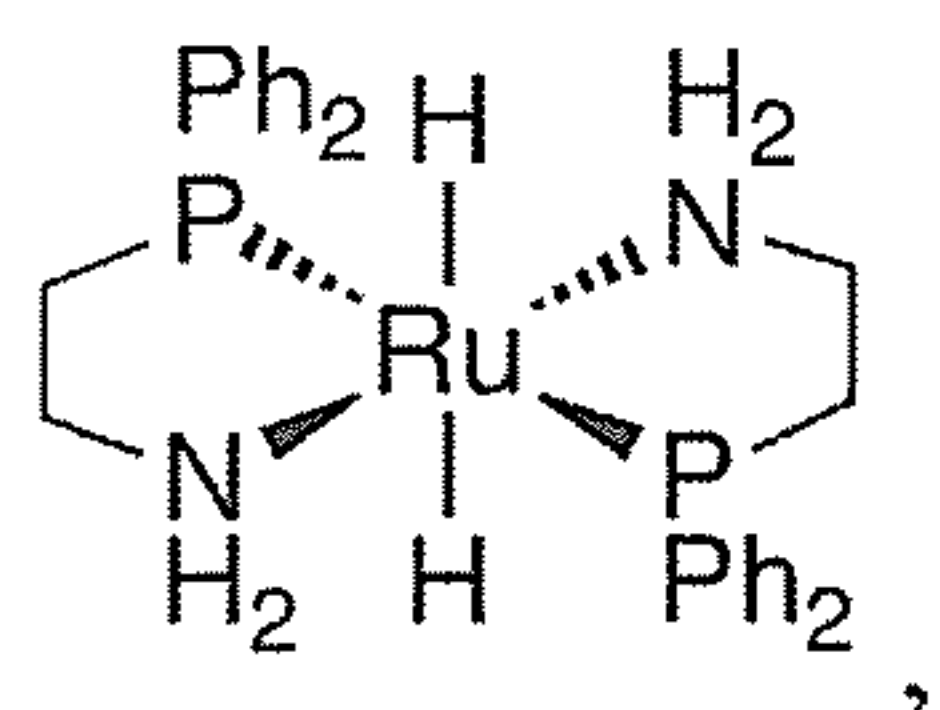
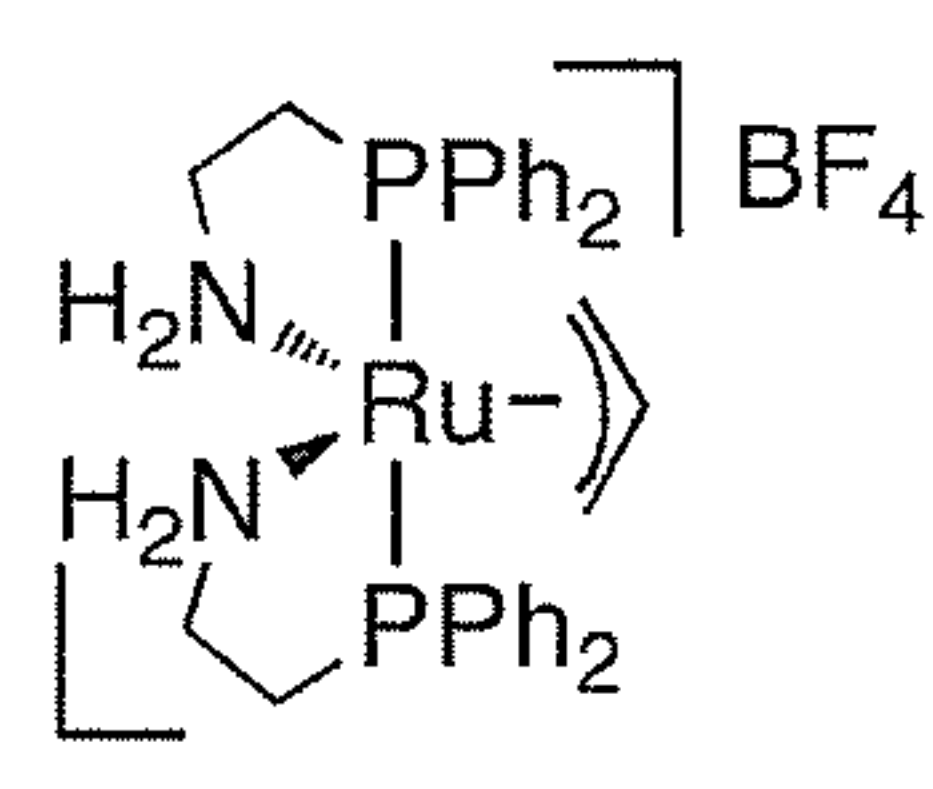
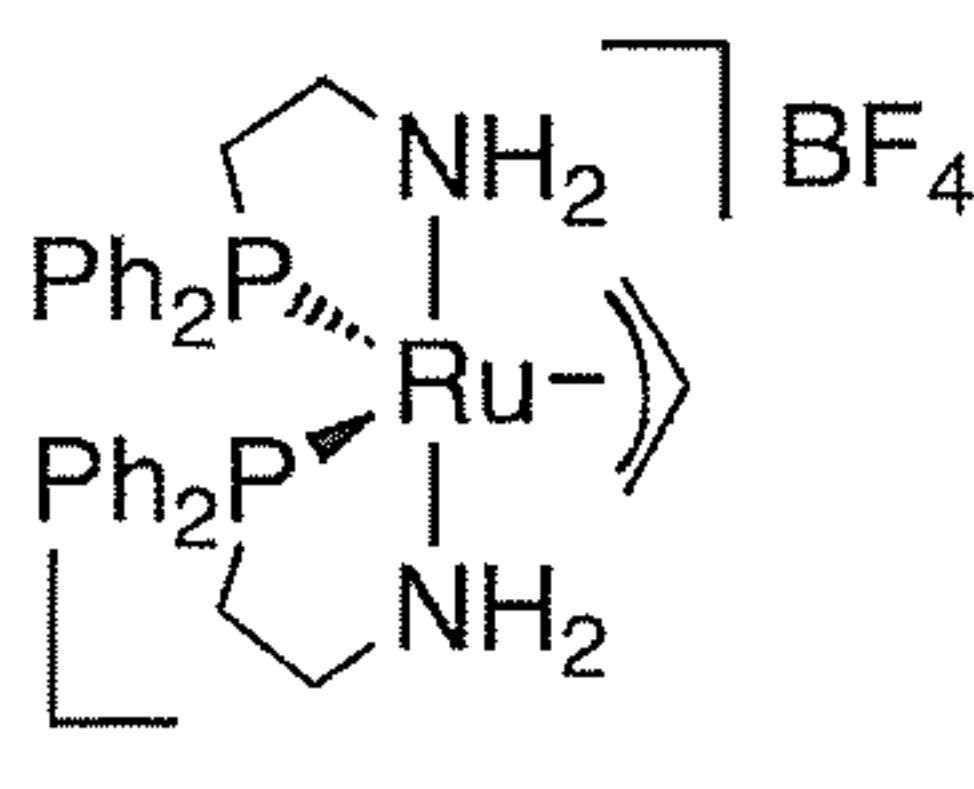
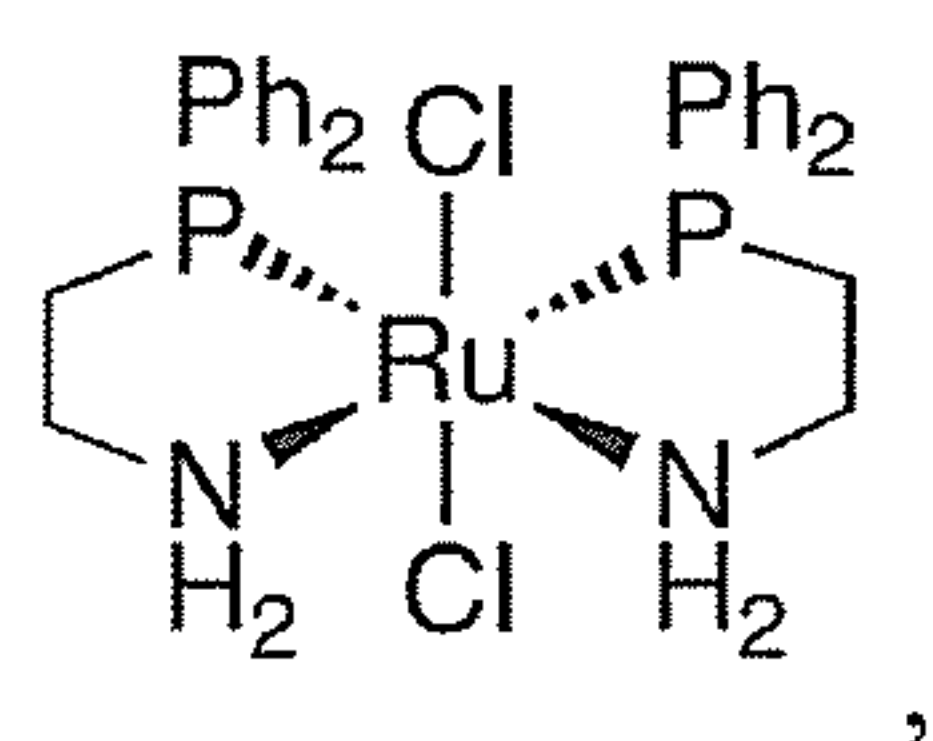
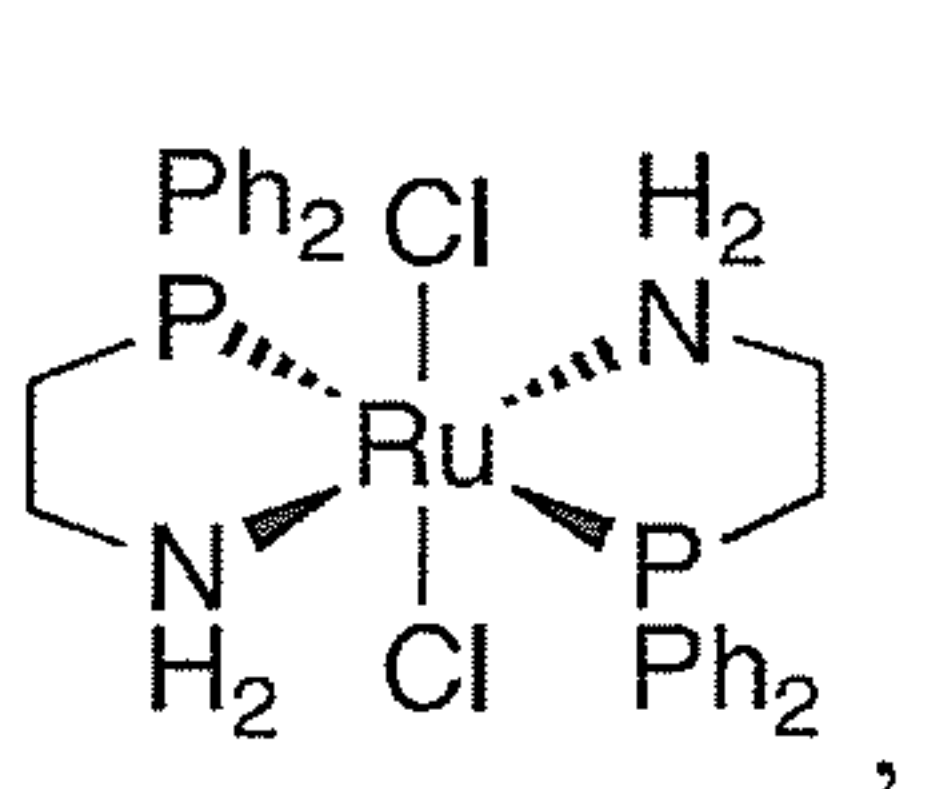
[Ru(Ph₂PCH₂CH₂NH₂)₂(η³-C₃H₅)]BF₄, *trans*-[Ru(H)₂(Ph₂P(CH₂)₂NH₂)₂],

[Ru(H)(Ph₂P(CH₂)₂NH₂)(Ph₂P(CH₂)₂NH)], [Ru(Cl)₂(Cy₂PCH₂CH₂NH₂)₂] (Cy = cyclohexyl), or an isomer thereof.

[00121] In some examples, the catalyst complex includes a counteranion such as, for example, OTf⁻ or BF₄⁻ or PF₆⁻.

[00122] In one exemplary transition metal catalyst, a reaction between 2 equivalents of Ph₂P(CH₂)₂NH₂ and *cis*-[Ru(CH₃CN)₂(η³-C₃H₅)(COD)]BF₄ (COD = 1,5-cyclooctadiene) forms the transition metal catalyst [Ru(η³-C₃H₅)(Ph₂P(CH₂)₂NH₂)₂]BF₄ (**5**), for the selective hydrogenation of amides. The dichloride analog [Ru(Cl)₂(Ph₂P(CH₂)₂NH₂)₂] (**2**) can also function as a catalyst precursor for this transformation. In the presence of molecular hydrogen in THF, these catalysts (**5**) and (**2**) can pick up hydrogen to generate the active transition metal catalyst. One example of an active transition metal catalyst resulting from these catalysts picking up hydride is [Ru(H)₂(Ph₂PCH₂CH₂NH₂)₂].

[00123] In another embodiment, there is provided a transition metal catalyst selected from



trans-[Ru((*R*)-BINAP)(H)₂((*R,R*)-dpen)], [Ru(Cl)₂(Ph₂P(CH₂)₂NH₂)₂],

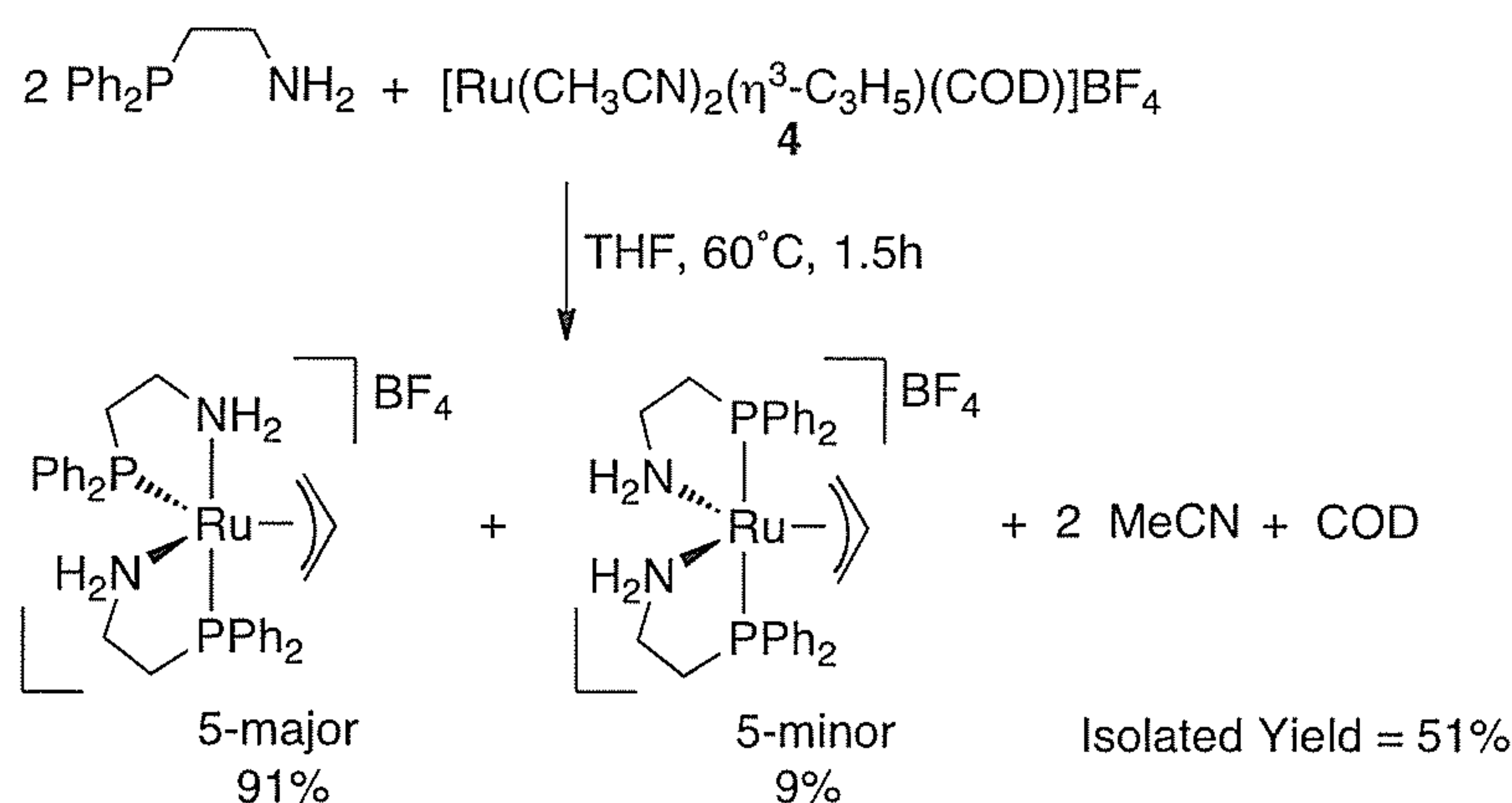
[Ru(COD)(Anthracene)]BF₄, *cis*-[Ru(CH₃CN)₂(η³-C₃H₅)(COD)]BF₄,

[Ru(Ph₂PCH₂CH₂NH₂)₂(η³-C₃H₅)]BF₄, *trans*-[Ru(H)₂(Ph₂P(CH₂)₂NH₂)₂],

[Ru(H)(Ph₂P(CH₂)₂NH₂)-(Ph₂P(CH₂)₂NH)] or an isomer thereof.

[00124] While not wishing to be bound by theory, it is hypothesized that tethering the amine and phosphine groups can increase the thermal stability of the catalyst by preventing dissociative loss of the ligand(s) at high temperature. It has been shown that these types of transition metal catalysts having tethered amine and phosphine groups can have activity for the hydrogenation of amides.

[00125] The reaction between 2 equivalents of $\text{Ph}_2\text{P}(\text{CH}_2)_2\text{NH}_2$ **3** and the Ru precursor *cis*- $[\text{Ru}(\text{CH}_3\text{CN})_2(\eta^3\text{-C}_3\text{H}_5)(\text{COD})]\text{BF}_4$ (**4**) (wherein COD is 1,5-cyclooctadiene) in THF at 60°C forms isomers of the π -allyl complex (**5**) in near- quantitative solution yield by displacement of the COD and MeCN ligands (See Scheme 1, below).



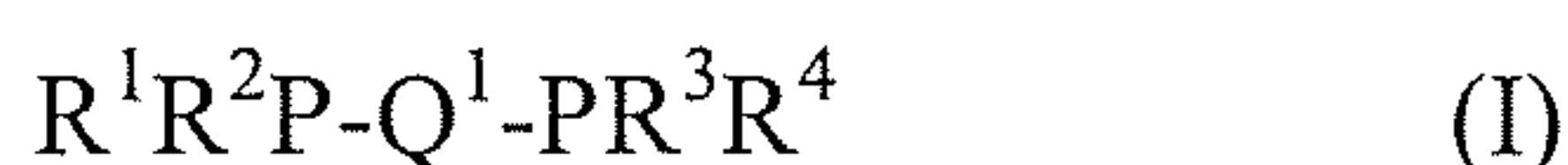
Scheme 1: Formation of catalyst (**5**)

[00126] Catalyst (**5**) was identified by ^1H , ^{31}P , gCOSY, $^1\text{H}\{^{31}\text{P}\}$ COSY, ^1H - ^{31}P gHSQC, TROESY and gTOCSY NMR experiments, Mass Spectrometry and Elemental Analysis. (See also Figures 2 and 3) (J. A. Wiles, C. J. A. Daley, R. J. Hamilton, C. G. Leong, S. H. Bergens, *Organometallics*, **2004**, *23*, 4564; L. Saudan, C. M. Saudan, C. Debieux, P. Wyss, *Angew. Chem. Int. Ed.* **2007**, *46*, 7473; L. Saudan, P. Dupau, J. Riedhauser, P. Wyss, PCT Int. Pat. Appl. WO 2006/106484 A1, Oct 12th, **2006**; PCT Int. Pat. Appl. WO 2006/106483, April 4th **2006**; L. Saudan, C. Saudan, PCT Int. Pat. Appl. WO 2008/065588 A1, June 5th, **2008**; PCT Int. Pat. Appl. WO 2010/038209 A1, April 8th, **2010**; L. Saudan, *Acc. Chem. Res.* **2007**, *40*, 1309.)

[00127] The catalyst [Ru(COD)(Anthracene)]BF₄ has also been shown to generate an active catalyst with similar activity to that of *cis*-[Ru(CH₃CN)₂(η³-C₃H₅)(COD)]BF₄ in a reaction with tethered amino phosphine.

[00128] *Ligands*

[00129] The bidentate diphosphine ligand (P-P) can be, for example, a compound of the Formula (I):



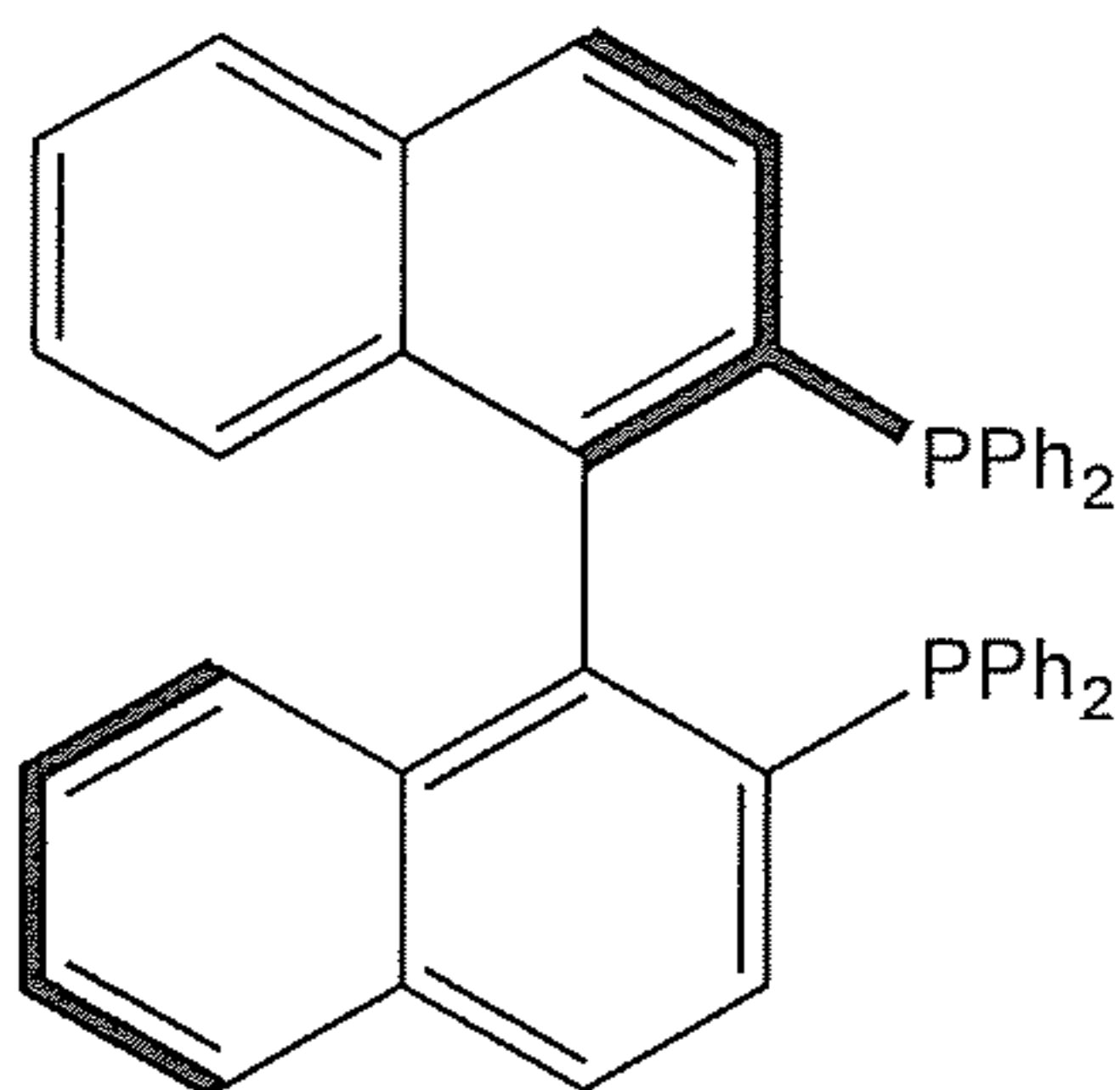
wherein R¹, R², R³ and R⁴ are each independently selected from (C₁₋₂₀)-alkyl, (C₃₋₂₀)-cycloalkyl and (C₆₋₁₈)-aryl, each group being optionally substituted with one or more substituents each independently selected from (C₁₋₆)-alkyl, fluoro-substituted (C₁₋₆)-alkyl, halo, (C₁₋₆)-alkoxy, fluoro-substituted (C₁₋₆)-alkoxy and (C₆₋₁₄)-aryl, or R¹ and R² and/or R³ and R⁴ are joined to form, together with the phosphorus atom to which they are attached, a saturated or unsaturated, monocyclic or polycyclic, substituted or unsubstituted ring system containing from 3 to 14 atoms, Q¹ is selected from unsubstituted or substituted (C₁₋₁₀)-alkylene and unsubstituted or substituted (C₁₋₁₀)-alkenylene where the substituents on Q¹ are each independently selected from one or more of (C₁₋₆)-alkyl, fluoro-substituted (C₁₋₆)-alkyl, halo, (C₁₋₆)-alkoxy, fluoro-substituted (C₁₋₆)-alkoxy and unsubstituted or substituted (C₆₋₁₄)-aryl; and/or adjacent substituents on Q¹ are joined together to form, including the carbon atoms to which they are attached, one or more unsubstituted or substituted 5-20-membered monocyclic, polycyclic, heterocyclic, carbocyclic, saturated, unsaturated or metallocenyl ring systems; where the term substituted with respect to the Q¹ substituents means that one or more of the available hydrogen atoms on the group are replaced with (C₁₋₆)-alkyl, fluoro-substituted (C₁₋₆)-alkyl, (C₁₋₆)-alkoxy, fluoro-substituted (C₁₋₆)-alkoxy, halo or (C₆₋₁₄)-aryl; and Q¹ is chiral or achiral.

[00130] In some examples, R¹, R², R³ and R⁴ are independently selected from (C₁₋₆)-alkyl, (C₃₋₁₀)-cycloalkyl and phenyl, each group being optionally substituted with one to three substituents independently selected from (C₁₋₄)-alkyl, fluoro-substituted (C₁₋₄)-alkyl, halo, (C₁₋₄)-alkoxy and fluoro-substituted (C₁₋₄)-alkoxy; Q¹ is selected from unsubstituted or substituted (C₁₋₈)-alkylene where the substituents on Q¹ are independently selected from one to three of (C₁₋₄)-alkyl, fluoro-substituted (C₁₋₄)-alkyl, halo, (C₁₋₄)-alkoxy, fluoro-substituted (C₁₋₄)-alkoxy, unsubstituted and substituted phenyl and substituted and unsubstituted naphthyl, or adjacent

substituents are joined together to form, including the carbon atoms to which they are attached, one or more unsubstituted or substituted phenylene, cyclohexylene, naphthylene, pyridylene or ferrocenylene groups; and Q^1 is chiral or achiral.

[00131] In some examples R^1 , R^2 , R^3 and R^4 are all cyclohexyl, phenyl, xylyl or tolyl.

[00132] In some examples the compound of the Formula (I) is



[00133] The bidentate diamino (N-N) ligand can be, for example, a compound of the Formula (II):



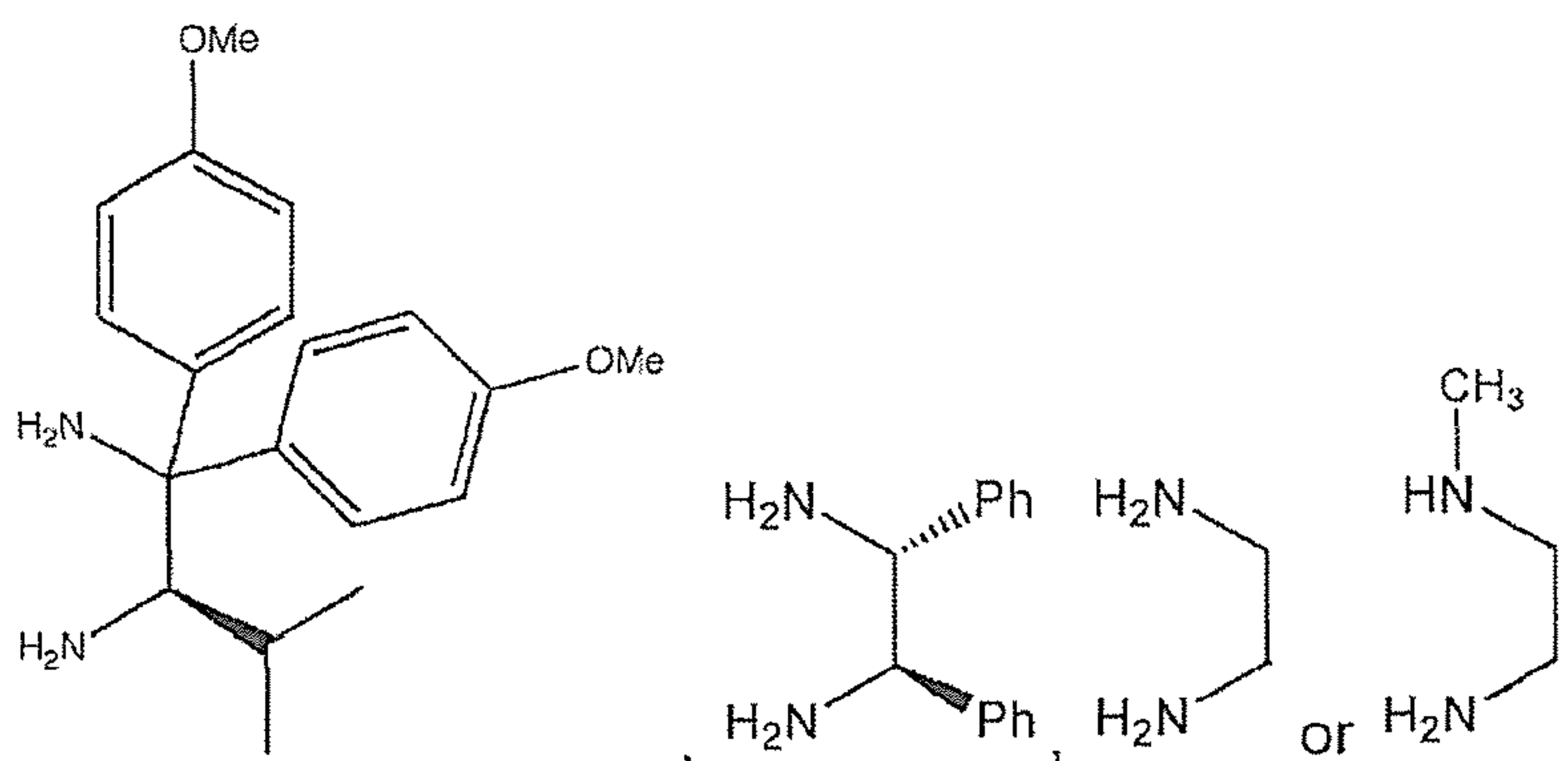
wherein R^5 , R^6 , R^7 and R^8 are independently selected from H, (C_{1-20}) -alkyl, (C_{3-10}) -cycloalkyl and (C_{6-18}) -aryl, the latter three groups each being optionally substituted with one or more substituents independently selected from (C_{1-6}) -alkyl, fluoro-substituted (C_{1-6}) -alkyl, halo, (C_{1-6}) -alkoxy, fluoro-substituted (C_{1-6}) -alkoxy and (C_{6-14}) -aryl, or R^5 and R^6 and/or R^7 and R^8 are joined to form, together with the nitrogen atom to which they are attached, a saturated or unsaturated, monocyclic or polycyclic, substituted or unsubstituted ring system containing from 3 to 14 atoms, or one of R^5 and R^6 , and/or one of R^7 and R^8 are joined with a substituent on Q^2 to form, together with the nitrogen atom to which R^5 , R^6 , R^7 or R^8 is attached, a 4- to 10-membered saturated or unsaturated, monocyclic or bicyclic ring system, where if the nitrogen atom is part of aromatic ring or is bonded to an adjacent atom via a double bond, the other of R^5 or R^6 and R^7 or R^8 is not present, Q^2 is selected from unsubstituted or substituted (C_1-C_{10}) -alkenylene and unsubstituted or substituted (C_1-C_{10}) - where R^5 , R^6 , R^7 and R^8 are independently selected from H, (C_{1-20}) -alkyl, (C_{3-10}) -cycloalkyl and (C_{6-18}) -aryl, the latter three groups each being optionally substituted with one or more substituents independently selected from (C_{1-6}) -alkyl, fluoro-substituted (C_{1-6}) -alkyl, halo, (C_{1-6}) -alkoxy, fluoro-substituted (C_{1-6}) -alkoxy and (C_{6-14}) -aryl, or

R^5 and R^6 and/or R^7 and R^8 are joined to form, together with the nitrogen atom to which they are attached, a saturated or unsaturated, monocyclic or polycyclic, substituted or unsubstituted ring system containing from 3 to 14 atoms, or one of R^5 and R^6 , and/or one of R^7 and R^8 are joined with a substituent on Q^2 to form, together with the nitrogen atom to which R^5 , R^6 , R^7 or R^8 is attached, a 4- to 10-membered saturated or unsaturated, monocyclic or bicyclic ring system, where if the nitrogen atom is part of aromatic ring or is bonded to an adjacent atom via a double bond, the other of R^5 or R^6 and R^7 or R^8 is not present, Q^2 is selected from unsubstituted or substituted (C_1 - C_{10})-alkenylene and unsubstituted or substituted (C_1 - C_{10})-alkenylene where the substituents on Q^2 are independently selected from one or more of (C_{1-6})-alkyl, fluoro-substituted (C_{1-6})-alkyl, halo, (C_{1-6})-alkoxy, fluoro-substituted (C_{1-6})-alkoxy and unsubstituted or substituted phenyl; and/or adjacent substituents on Q^2 are joined together to form, including the carbon atoms to which they are attached, one or more unsubstituted or substituted 5- 20-membered monocyclic, polycyclic, heterocyclic, carbocyclic, saturated, unsaturated or metallocenyl ring systems; the term substituted with respect to the Q^2 substituents means that one or more of the available hydrogen atoms on the group are replaced with (C_{1-6})-alkyl, fluoro-substituted (C_{1-6})-alkyl, (C_{1-6})-alkoxy, fluoro-substituted (C_{1-6})-alkoxy, halo or (C_{6-14})-aryl; and Q^2 is chiral or achiral.

[00134] In some examples, R^5 , R^6 , R^7 and R^8 are independently selected from H, (C_{1-6})-alkyl, (C_{3-10})-cycloalkyl and phenyl, the latter three groups each being optionally substituted with one to three substituents independently selected from (C_{1-4})-alkyl, fluorosubstituted (C_{1-4})-alkyl, halo, (C_{1-4})-alkoxy and fluoro-substituted (C_{1-4})-alkoxy; and Q^1 is selected from unsubstituted or substituted (C_1 - C_8)-alkylene where the substituents on Q^1 are independently selected from one to three of (C_{1-4})-alkyl, fluoro-substituted (C_{1-4})-alkyl, halo, (C_{1-4})-alkoxy, fluoro-substituted (C_{1-4})-alkoxy, unsubstituted and substituted phenyl and substituted and unsubstituted naphthyl, or adjacent substituents are joined together to form, including the carbon atoms to which they are attached, one or more unsubstituted or substituted phenylene, cyclohexylene, naphthylene, pyridylene or ferrocenylene groups; and Q^1 is chiral or achiral.

[00135] In some examples R^5 , R^6 , R^7 and R^8 are all H or (C_{1-6})-alkyl. In some examples, the optional substituents on Q^2 are selected from (C_{1-4})-alkyl and substituted or unsubstituted phenyl. In some examples, the optional substituents on Q^2 are selected from iso-propyl, phenyl and 4-methoxyphenyl.

[00136] In some examples, the compound of Formula (II) is

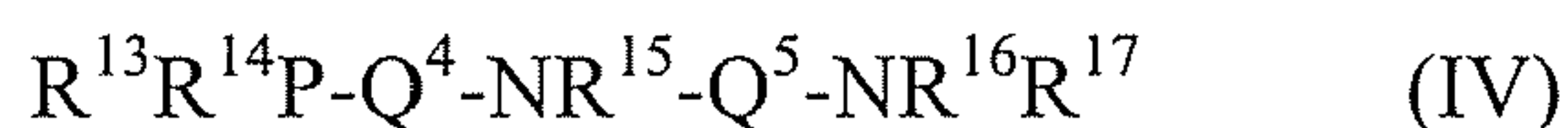


[00137] The bidentate aminophosphine (P-N) ligand can be, for example, a compound of the Formula (III)



wherein R^9 and R^{10} are independently as previously defined for R^1 to R^4 ; R^{11} and R^{12} are independently as previously defined for R^5 to R^8 ; and Q^3 is as previously defined for Q^1 .

[00138] The tridentate diaminophosphine (P-N-N) ligand can be, for example, a compound of the Formula (IV):



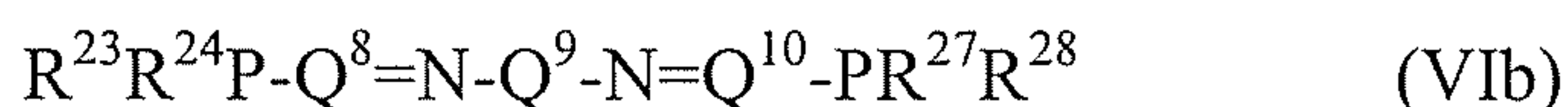
wherein R^{13} and R^{14} are independently as previously defined for R^1 to R^4 , Q^4 and Q^5 are as previously defined for Q^1 , R^{15} is selected from H, (C₁₋₂₀)-alkyl, (C₃₋₂₀)-cycloalkyl and (C₆₋₁₈)-aryl, the latter three groups each being optionally substituted with one or more substituents independently selected from (C₁₋₆)-alkyl, fluoro-substituted (C₁₋₆)-alkyl halo, (C₁₋₆)-alkoxy, fluoro-substituted (C₁₋₆)-alkoxy and (C₆₋₁₄)-aryl, or R^{15} is joined with a substituent on Q^4 and/or Q^5 to form, together with the nitrogen atom to which R^{15} is attached, a 4- to 10- membered saturated or unsaturated, monocyclic or bicyclic ring system, and R^{16} and R^{17} are independently as previously defined for R^5 - R^8 .

[00139] The tridentate diaminophosphine (P-N-P) ligand can be, for example, a compound of the Formula (V):




wherein R^{18} , R^{19} , R^{21} and R^{22} are independently as previously defined for R^1 to R^4 , Q^6 and Q^7 are as previously defined for Q^1 , and R^{20} is as previously defined for R^{15} .

[00140] The tetradentate diaminodiphosphine (P-N-N-P) ligand can be, for example, a compound of the Formula (VIa) or (VIb):



wherein R^{23} , R^{24} , R^{27} and R^{28} are independently as previously defined for R^1 to R^4 , Q^8 , Q^9 and Q^{10} are independently as previously defined for Q^1 , and R^{25} and R^{26} are independently as previously defined for R^{15} .

[00141] The monodentate phosphine (P) ligand can be, for example, a compound of the Formula (VII):



wherein R^{29} , R^{30} and R^{31} are independently selected from (C₆₋₁₈)-aryl, (C₁₋₂₀)-alkyl and (C₃₋₂₀)-cycloalkyl, each being optionally substituted with one or more substituents independently selected from (C₁₋₆)-alkyl, fluoro-substituted (C₁₋₆)-alkyl, halo, (C₁₋₆)-alkoxy, fluoro-substituted (C₁₋₆)-alkoxy and (C₆₋₁₄)-aryl, or R^{29} and R^{30} or R^{29} and R^{31} or R^{30} and R^{31} or R^{29} , R^{30} and R^{31} are joined to form, together with the phosphorous atom to which they are attached, a saturated or unsaturated, monocyclic or polycyclic, substituted or unsubstituted ring system containing from 3 to 14 atoms.

[00142] In some examples, R^{29} , R^{30} and R^{31} are independently selected from phenyl, (C₁₋₆)-alkyl and (C₃₋₁₀)-cycloalkyl, each being optionally substituted with one to three substituents independently selected from (C₁₋₄)-alkyl, fluoro-substituted (C₁₋₄)-alkyl, halo, (C₁₋₄)-alkoxy and fluoro-substituted (C₁₋₆)-alkoxy.

[00143] In some examples, R^{29} , R^{30} and R^{31} are all cyclohexyl, phenyl, xylyl or tolyl.

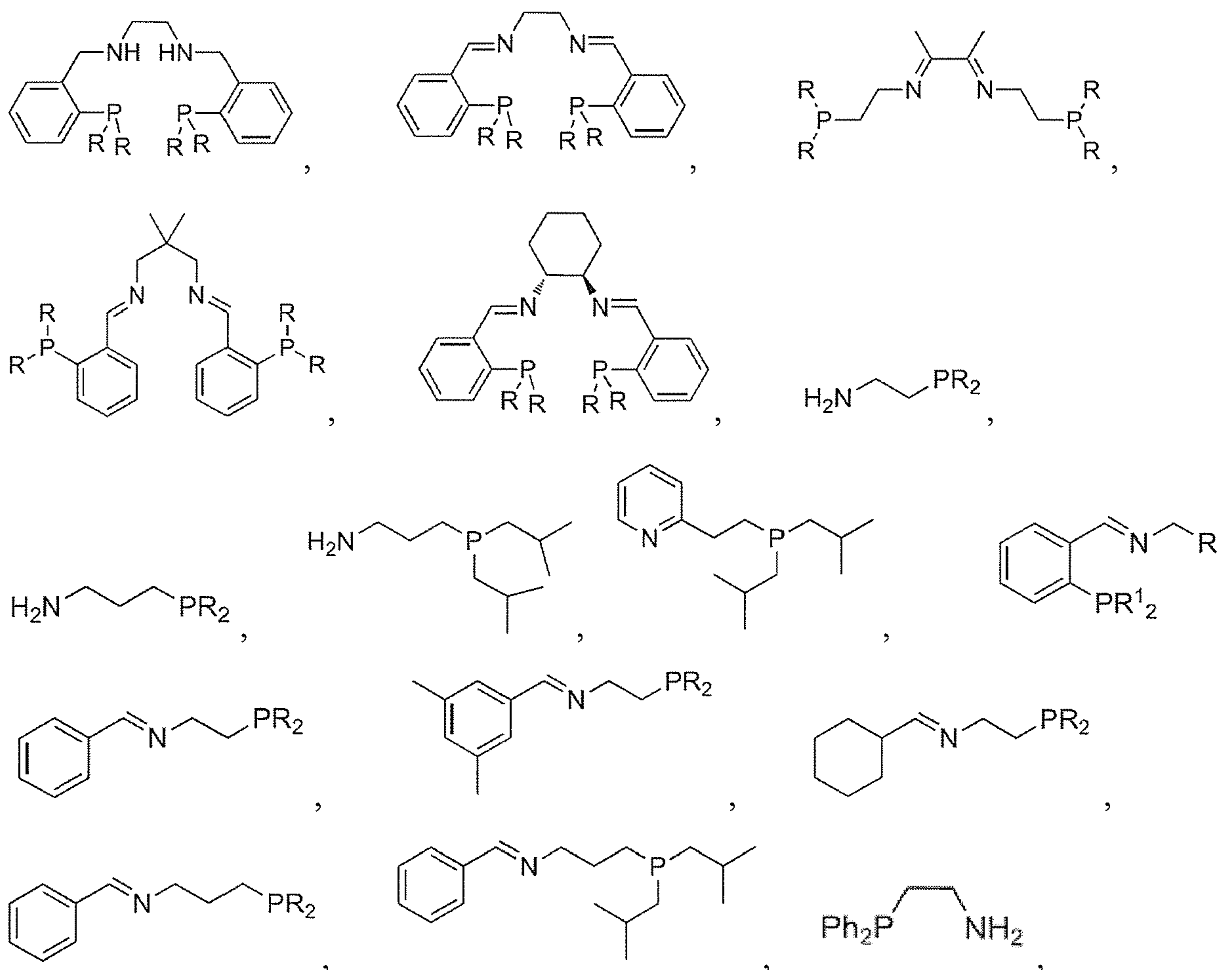
[00144] The monodentate amino (N) ligand can be, for example, a compound of the formula (VIII):

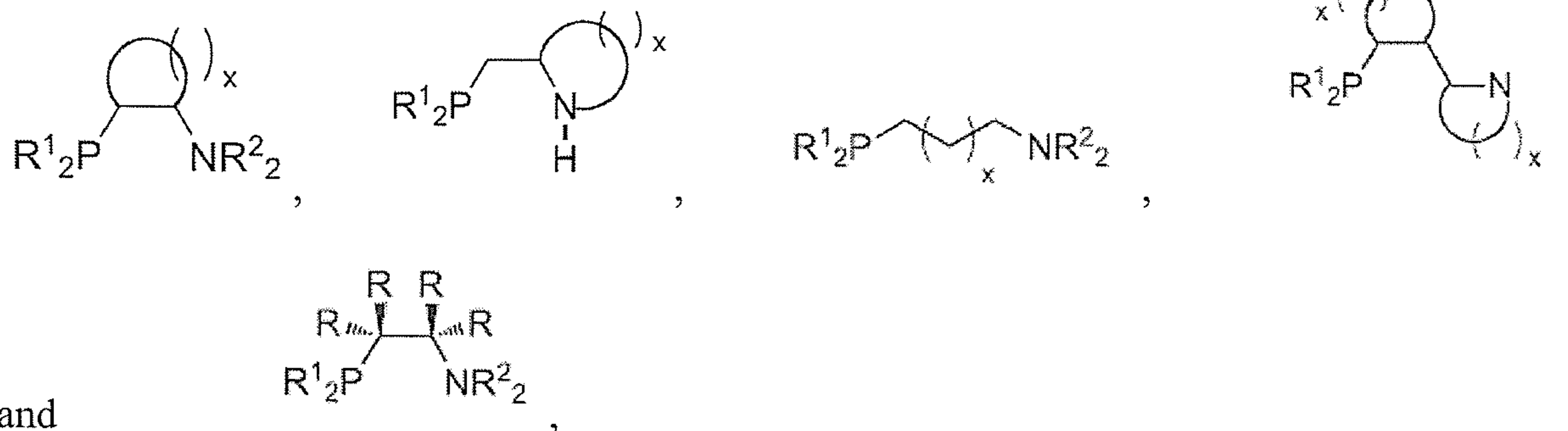


wherein R^{32} , R^{33} and R^{34} are independently selected from H, (C₁₋₂₀)-alkyl, (C₃₋₂₀)-cycloalkyl and (C₆₋₁₈)-aryl, the latter three groups each being optionally substituted with one or more substituents independently selected from (C₁₋₆)-alkyl, fluoro-substituted (C₁₋₆)-alkyl, halo, (C₁₋₆)-alkoxy, fluoro-substituted (C₁₋₆)-alkoxy and (C₆₋₁₄)-aryl, or R^{32} and R^{33} or R^{32} and R^{34} or R^{33} and R^{34} or R^{32} , R^{33} and R^{34} are joined to form, together with the nitrogen atom to which they are attached, a saturated or unsaturated, monocyclic or polycyclic, substituted or unsubstituted ring system containing from 3 to 14 atoms.

[00145] In some examples, R^{32} , R^{33} and R^{34} are independently selected from H, (C₁₋₆)-alkyl, (C₃₋₁₀)-cycloalkyl and phenyl, the latter three groups each being optionally substituted with one to three substituents independently selected from (C₁₋₄)-alkyl, fluoro-substituted (C₁₋₄)-alkyl, halo, (C₁₋₄)-alkoxy and fluoro-substituted (C₁₋₄)-alkoxy.

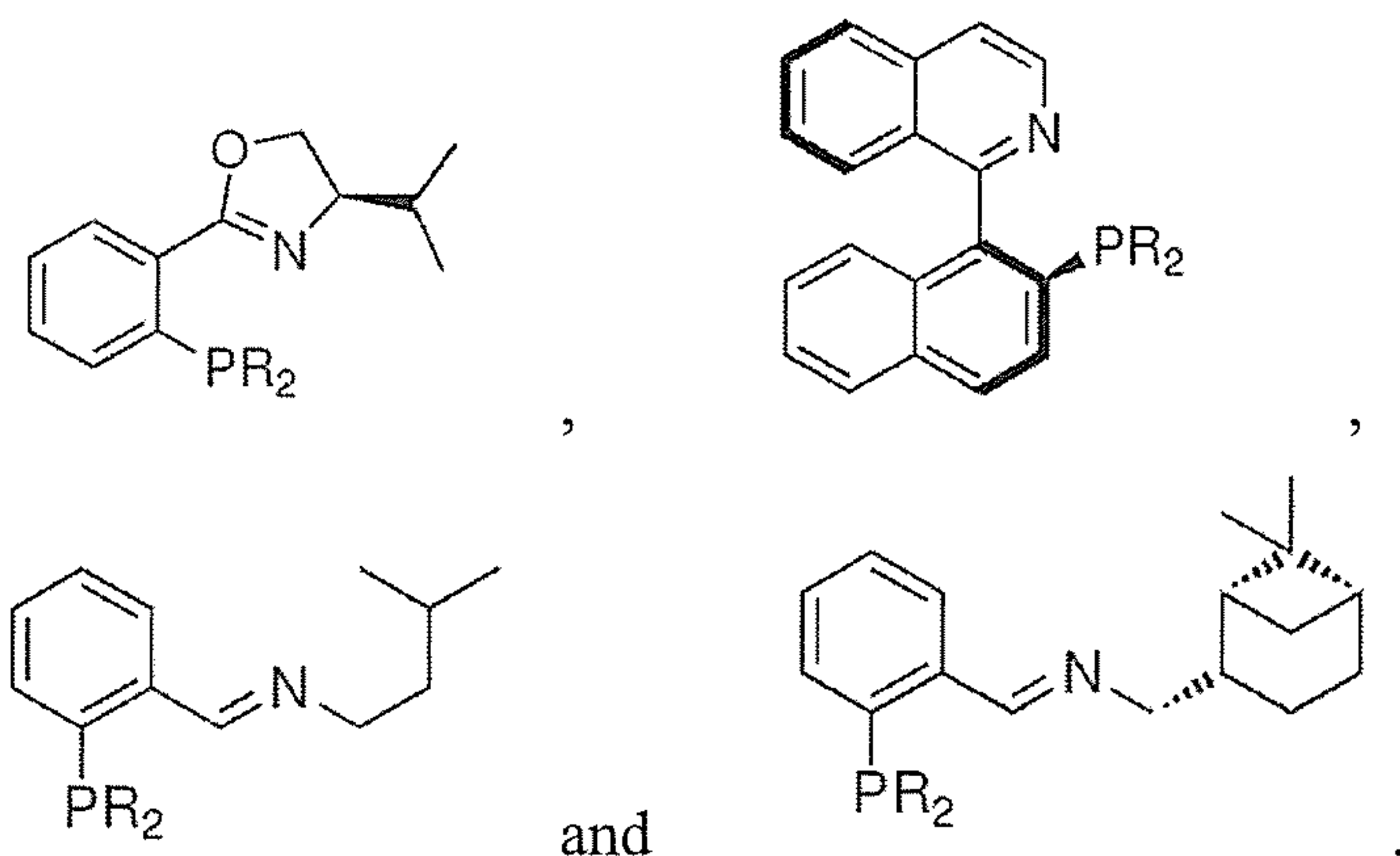
[00146] Some suitable ligands for the transition metal catalyst include, but are not limited to:





wherein R is alkyl and/or aryl and/or H, R^1 is alkyl and/or aryl, R^2 is alkyl and/or aryl and/or H, and rings can be either alkyl or aryl, and $x > 1$.

[00147] In certain specific examples, ligands can include:

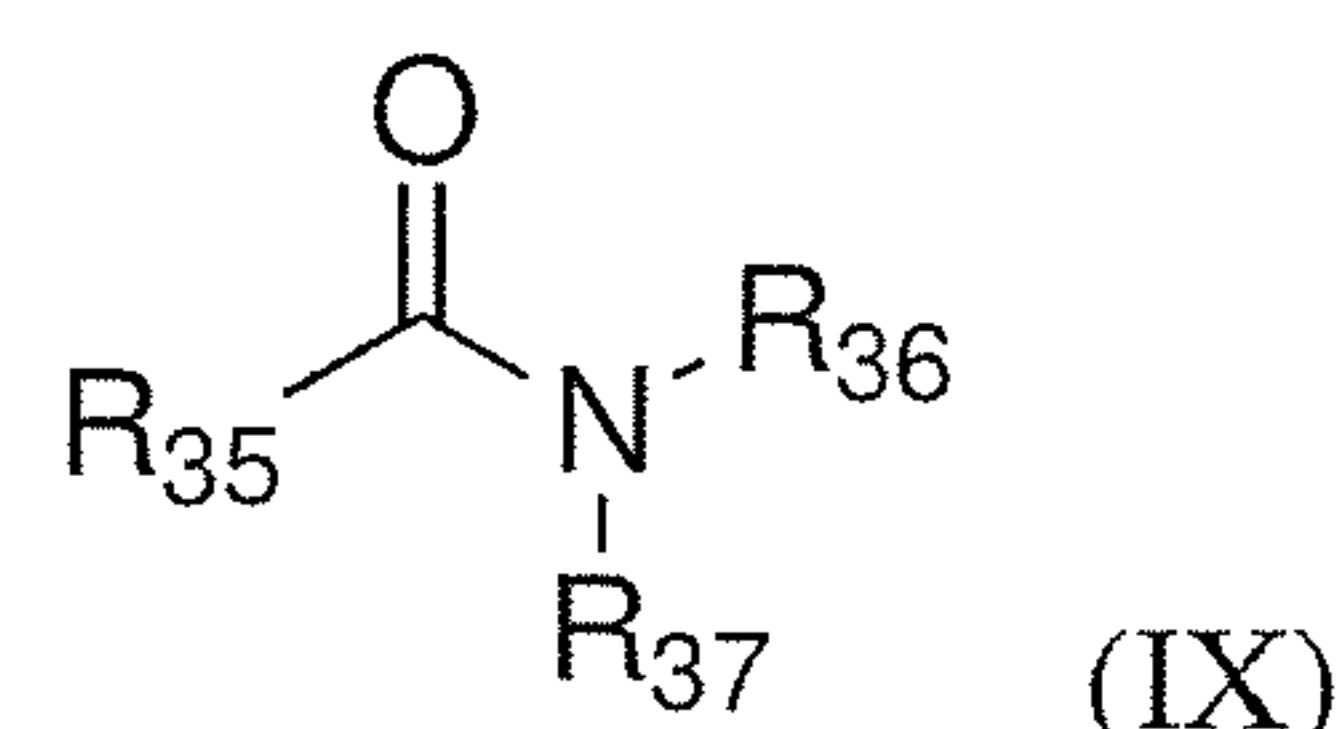


[00148] In some examples, the neutral monodentate ligand is water, acetonitrile, DMF, ammonia, pyridine, tetrahydrofuran (THF), CO, *t*-BuCN or *t*-BuNC.

[00149] In some examples, the anionic monodentate ligand is halo, (C₁₋₆)-alkoxy, hydroxy, thiocyanate, cyano, carboxylate, sulfonates or nitrates. In some specific examples, halo is chloro.

[00150] Substrates

[00151] In some examples, the substrate comprising one or more amide moieties is a compound of the Formula (IX):

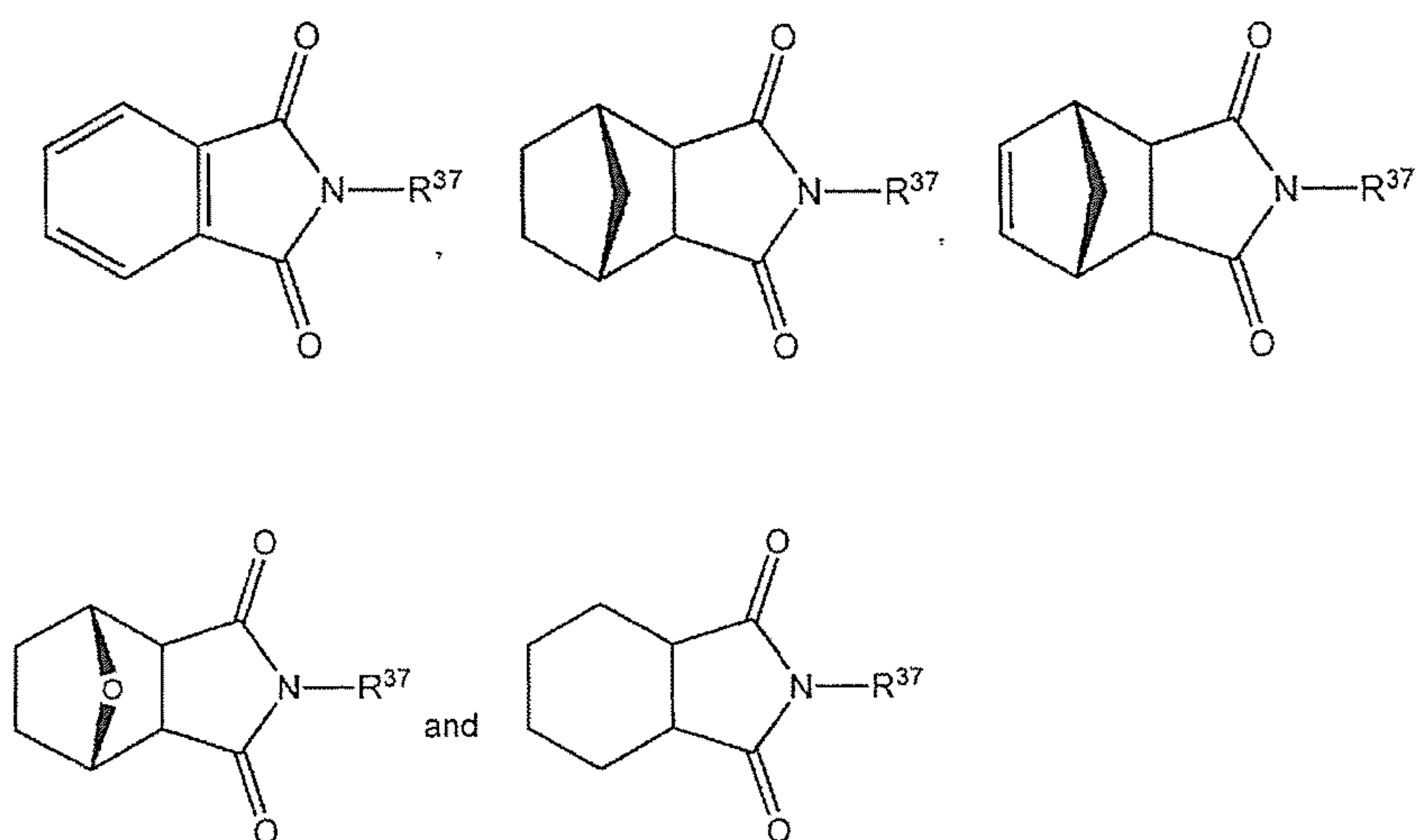


wherein R^{35} and R^{36} are independently selected from (C_{1-20}) -alkyl, (C_{3-20}) -cycloalkyl and (C_{6-18}) -aryl, each group being optionally substituted, wherein the optional substituents are independently selected from one or more of (C_{1-6}) -alkyl, fluoro-substituted (C_{1-6}) -alkyl, halo, (C_{1-6}) -alkoxy, fluoro-substituted (C_{1-6}) -alkoxy and (C_{6-14}) -aryl and/or one or more of the carbon atoms is optionally replaced with a heteromoiety selected from O, S, N, NH and N- (C_{1-6}) -alkyl, or R^{35} and R^{36} are joined together to form, including the carbon atoms to which they are attached and the amide nitrogen, an unsubstituted or substituted 5-20-membered monocyclic, polycyclic, heterocyclic, carbocyclic, saturated or unsaturated ring system, wherein the optional substituents are selected from one or more of (C_{1-6}) -alkyl, fluoro-substituted (C_{1-6}) -alkyl, halo, (C_{1-6}) -alkoxy, fluoro-substituted (C_{1-6}) -alkoxy and (C_{6-14}) -aryl; and R^{37} is selected from H, (C_{1-6}) -alkyl, (C_{3-8}) -cycloalkyl and (C_{6-14}) -aryl, the latter three groups being optionally substituted with one or more of (C_{1-6}) -alkyl, fluoro-substituted (C_{1-6}) -alkyl, halo, (C_{1-6}) -alkoxy, fluoro-substituted (C_{1-6}) -alkoxy and (C_{6-14}) -aryl and/or one or more of the carbon atoms is optionally replaced with a heteromoiety selected from O, S, N, NH and N- (C_{1-6}) -alkyl; and where the compound of Formula (IX) is chiral or achiral.

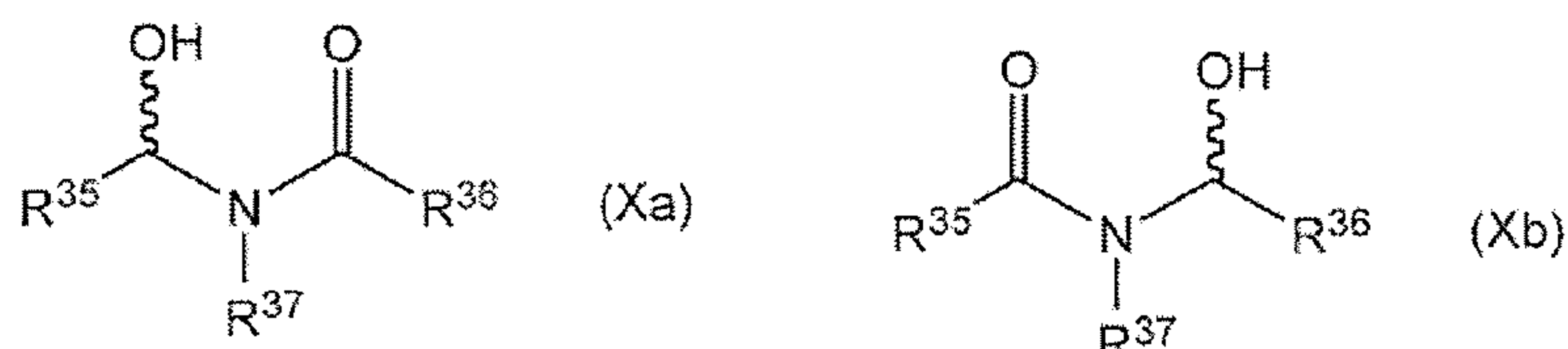
[00152] In some examples, R^{37} is H, (C_{1-3}) -alkyl, (C_{3-6}) -cycloalkyl or phenyl, the latter three groups each being optionally substituted, wherein the optional substituents are independently selected from (C_{1-6}) -alkyl, fluoro-substituted (C_{1-6}) -alkyl, halo, (C_{1-6}) -alkoxy, fluoro-substituted (C_{1-6}) -alkoxy and phenyl.

[00153] In some examples, R^{35} and R^{36} are joined together to form, including the carbon atoms to which they are attached and the amide carbon, a polycyclic (C_{8-12}) -cycloalkyl or (C_{8-12}) -cycloalkenyl ring system, each being optionally substituted with one to five substituents independently selected from (C_{1-6}) -alkyl, fluoro-substituted (C_{1-6}) -alkyl, halo, (C_{1-6}) -alkoxy, fluoro-substituted (C_{1-6}) -alkoxy and (C_6) -aryl, and in which one to five carbon atoms in the polycyclic (C_{8-12}) -cycloalkyl or (C_{8-12}) -cycloalkenyl ring system are optionally replaced with a heteromoiety selected from O, N, NH, N- (C_{1-6}) -alkyl and S.

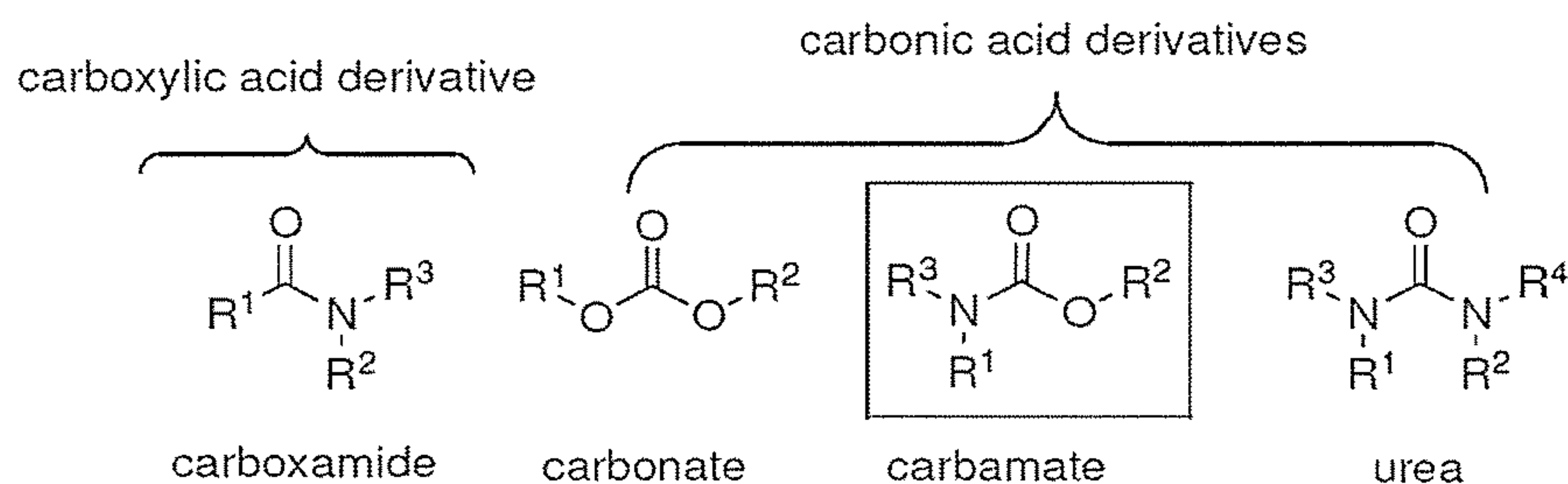
[00154] In some examples, R^{35} and R^{36} are joined to form, including the carbon atoms to which they are attached and the imide nitrogen, a ring system selected from:



[00155] The compound of formula (IX) can also be, for example, mono-reduced to a compound of the Formula (Xa) or (Xb)

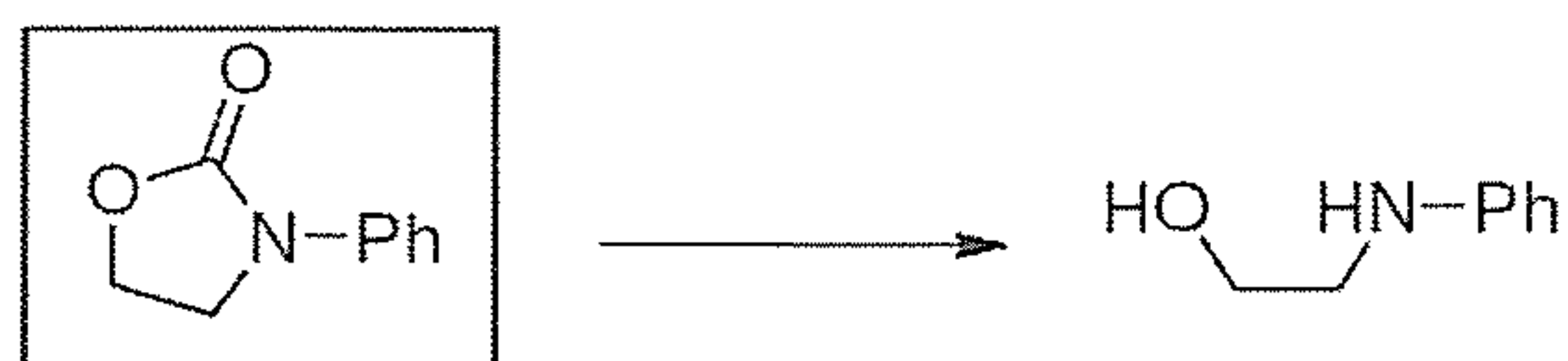


[00156] In certain examples, suitable substrates include the following, wherein R^1 to R^4 may be components of a ring, shown below.



[00157] In one example, the substrate can be a cyclic carbamate, a specific example of this reaction performed with $[\text{Ru}(\text{Cl})_2(\text{Cy}_2\text{PCH}_2\text{CH}_2\text{NH}_2)_2]$ (Cy = cyclohexyl) as the transition metal catalyst, which is shown below:

cyclic carbamate



[00158] Process

[00159] Described herein is a process for hydrogenating a wide variety of cyclic and acyclic amides, and analogues thereof, to the corresponding alcohol and amine products using a transition metal catalyst. The present reaction can be carried out under mild conditions, such as with low catalyst loading, low hydrogen pressure, and low temperature to effect the transformation, compared with other known amide bond reductions. The present reactions can also be selective for amide bond cleavage, and can be carried out in base free conditions.

[00160] The present catalysts and methods are also capable of carrying out hydrogenation reactions on other amide derivatives, and carboxylic acid derivatives including but not limited to carboxamide, and carbonic acid derivatives including but not limited to carbonates, carbamates and ureas.

[00161] Processes of the present invention may be conveniently practiced in the form of a kit. Such a kit preferably contains the appropriate compounds and/or compositions, and instructions for the use thereof.

[00162] Selection of the appropriate solvent for the present catalytic process will be dependent on a number of factors including, for example, solubility of substrate, reactants and/or product(s), cost, availability, and temperature and pressure of the reaction. The selection of a specific solvent will be well within the abilities of a person of ordinary skill in the art. In some examples, the process is performed in a solvent selected from tetrahydrofuran (THF), diethyl ether, chlorinated solvents, toluene and mixtures thereof.

[00163] As noted above, the present process is optionally performed in the presence of a base. In some examples, the base is an organic non-coordinating base, a carbonate salt, a carboxylate salt, an alcoholate salt, a hydroxide salt or a silazine salt. In some specific examples,

the base can be, for example, tBuOK or $[(\text{CH}_3)_3\text{Si}]_2\text{NK}$. In alternative examples, the present process is performed in the absence of a base.

[00164] The present process is performed in the presence of a hydrogen source, specifically H_2 . In some examples, the hydrogen gas is used at a pressure in the range of about 1 atm to about 100 atm. In some examples, the hydrogen gas is used at a pressure in the range of about 40 atm to about 60 atm. In some examples, the hydrogen gas is used at a pressure of 50 atm or less. In some examples, the hydrogen gas is used at a pressure of 10 atm or less. In other specific examples, the hydrogen gas is used at a pressure of between about 1 atm to about 10 atm.

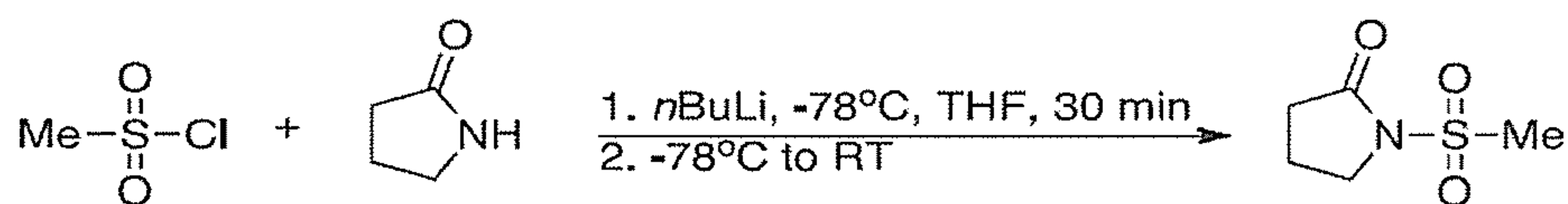
[00165] In some examples, the process is performed at a temperature of about -50°C to about 150°C .

[00166] To gain a better understanding of the invention described herein, the following examples are set forth. It should be understood that these examples are for illustrative purposes only. Therefore, they should not limit the scope of this invention in any way.

EXAMPLES

[00167] Example 1: Synthesis of Substrates

[00168] *Preparation of N-Methylsulfonylpyrrolidin-2-one (2a)*

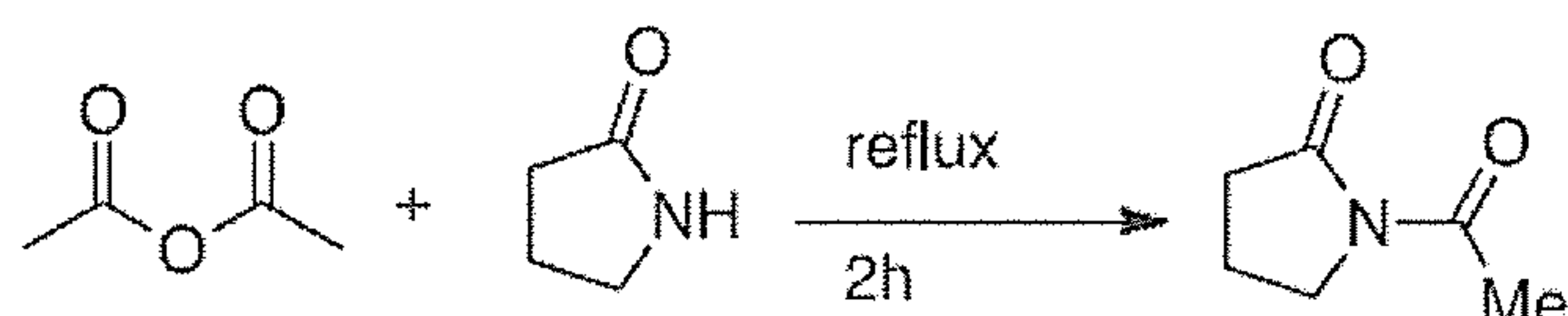


[00169] N-Methylsulfonylpyrrolidin-2-one (**2a**) was prepared according to a procedure reported by Ikariya and co-workers. (M. Ito, L. W. Koo, A. Himizu, C. Kobayashi, A. Sakaguchi, T. Ikariya, *Angew. Chem. Int. Ed.* **2009**, *48*, 1324.) A solution of *n*BuLi (2.5 M, 11.8 mL, 29.4 mmol) in *n*-hexane was added drop-wise over 30 min to a stirred solution of 2-pyrrolidinone (24.5 mmol) in 50 mL of anhydrous THF at -78°C under Argon. The resulting white slurry was then stirred for an additional 30 min before being quenched with freshly distilled methanesulfonylchloride (24.5 mmol). The reaction mixture was then allowed to warm gradually to RT. The mixture that resulted was then washed with a saturated solution of NH_4Cl after which it was extracted three times with AcOEt. The combined AcOEt layers were then

washed with brine and dried over anhydrous MgSO_4 before being concentrated under reduced pressure. The product was purified by column chromatography using 3:1 Hexanes: AcOEt.

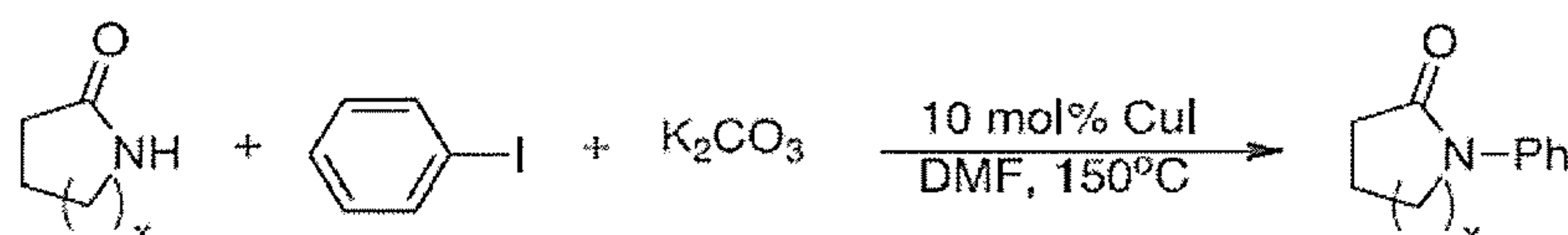
Yield: 50%.

[00170] *Preparation of N-Acetylpyrrolidin-2-one (2b)*



[00171] N-Acetylpyrrolidin-2-one (**2b**) was prepared according to a procedure described by MacKenzie and co-workers. (J. Seyden-Penne, *Reductions by the Alumino and Borohydrides in Organic Synthesis*, 2nd Ed., Wiley-VCH, New York, **1997**. G. W. Gribble, *Chem. Soc. Rev.* **1998**, 27, 395.) A mixture of 2-pyrrolidinone (39.3 mmol) and acetic anhydride (78.7 mmol) was added to a 3-neck flask equipped with a magnetic stir bar. The contents of the flask were then heated at reflux for 2h under Argon. The pale yellow mixture that resulted was then allowed to cool to RT before being concentrated *in vacuo*. The crude product was then purified by distillation. Yield: 96%

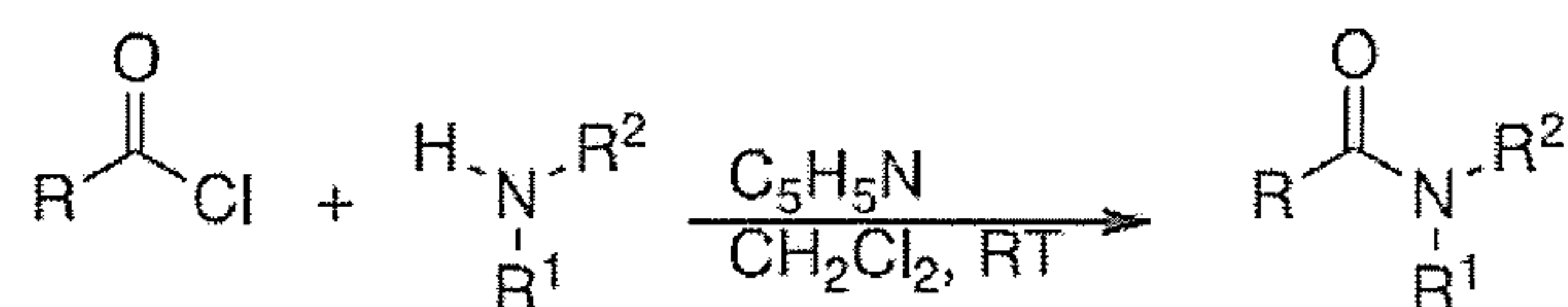
[00172] *Preparation of N-Phenylpyrrolidin-2-one (2c) and N-Phenylpiperidone (6)*



[00173] N-Phenylpyrrolidin-2-one (**2c**) and N-Phenylpiperidone (**6**) were prepared by a modification to the procedure reported by Ukita and co-workers. (G. Pelletier, W. S. Bechara, A. B. Charette, *J. Am. Chem. Soc.* **2010**, 132, 12817; S. Das, D. Addis, S. Zhou, K. Junge, M. Beller, *J. Am. Chem. Soc.* **2010**, 132, 1770; Y. Sunada, H. Kawakami, T. Imaoka, Y. Matoyama, H. Nagashima. *Angew. Chem. Int. Ed.* **2009**, 48, 9511.) A mixture of iodobenzene (24.8 mmol), lactam (12.4 mmol), anhydrous K_2CO_3 (12.4 mmol) and CuI in anhydrous DMF was refluxed at 150°C overnight under an Argon atmosphere. The reaction mixture was then allowed to cool to RT before adding a minimal amount of a 2.5% aqueous NH_4OH solution. The resulting blue solution was then extracted twice with AcOEt and the combined AcOEt layers were washed with brine before being collected and dried over anhydrous MgSO_4 . The organic layer was then

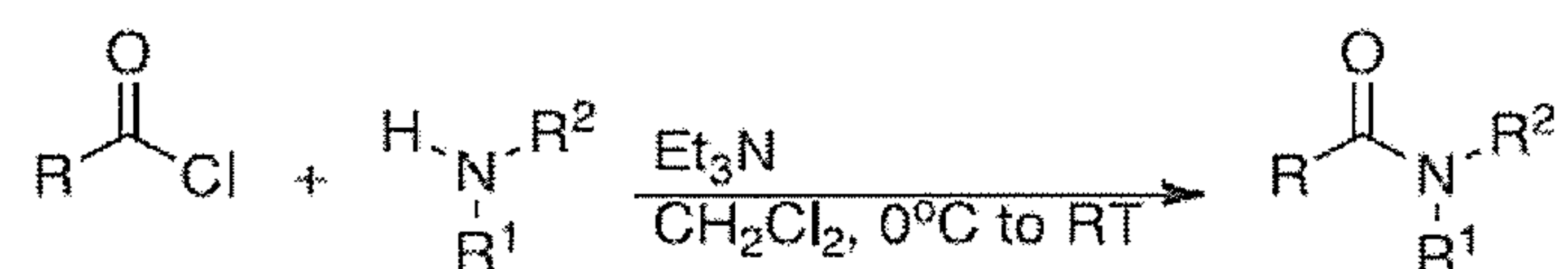
concentrated *in vacuo*. The product was then purified by column chromatography using 2:1 Hexanes: AcOEt. Yields were 50% and 40% respectively.

[00174] *Preparation of N,N-Diphenylbenzamide (8a)*



[00175] N,N-Diphenylbenzamide (**8a**) was prepared by a modification to the procedure reported by Charette and co-workers. (B. Wojcik, H. Adkins, *J. Am. Chem. Soc.* 1934, 56, 2419; b) R. M. King, US Pat. 4,448,998, May 15th, **1984**.) Benzoyl chloride (4.39 mmol) was added drop-wise to a rapidly stirred solution of diphenylamine (3.66 mmol) and pyridine (18.29 mmol) in 40.0 mL of anhydrous CH₂Cl₂ at RT. The reaction mixture was then stirred overnight under Argon. TLC was used to monitor the reaction. Upon completion, the reaction was diluted with AcOEt and transferred to a separation funnel. The organic layer was then washed with an equal volume of 1N HCl. The organic layer was collected, washed with an equivalent volume of brine and dried over MgSO₄ before being concentrated under reduced pressure. The product was purified by trituration in warm hexanes and isolated by gravity filtration. Yield was 60%.

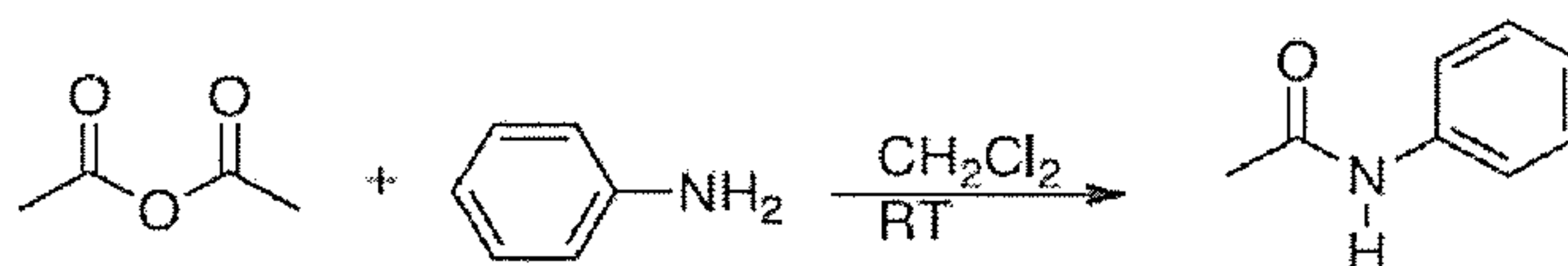
[00176] *Preparation of N-Methyl-N-Phenylbenzamide (8b) and 1-Benzoylpiperidine (8d)*



[00177] N-Methyl-N-Phenylbenzamide (**8b**) and 1-Benzoylpiperidine (**8d**) were prepared by a modification to the procedure reported by Charette and co-workers. (B. Wojcik, H. Adkins, *J. Am. Chem. Soc.* 1934, 56, 2419; R. M. King, US Pat. 4,448,998, May 15th, **1984**.) Benzoyl chloride (52.8 mmol) was added drop-wise to a rapidly stirred solution of the amine (58.1 mmol) and triethylamine (66.1 mmol) in 40.0 mL of anhydrous CH₂Cl₂ at 0°C. The reaction mixture was then allowed to warm up to RT and stirred over overnight under Argon. The mixture was then diluted with an equivalent volume of CH₂Cl₂ (40.0 mL) before being transferred to a separation funnel. The combined CH₂Cl₂ layers were then washed with 40.0 mL of an aqueous 1N HCl. The organic layer was collected, washed with an equivalent volume of brine and dried

over anhydrous MgSO₄ before being concentrated under reduced pressure. The product was then purified by distillation. Yields were 90% and 80% respectively.

[00178] *Preparation of Acetanilide (8j)*



[00179] Acetanilide (**8j**) was prepared according to a procedure described by Fagnou and co-workers. (C. Hirosawa, N. Wakasa, T. Fuchikami, *Tetrahedron Lett.* **1996**, *37*, 6749.) The acid anhydride (88.7 mmol) was added drop wise to a rapidly stirred solution of aniline (73.9 mmol) in 200 mL of anhydrous CH₂Cl₂ under Argon at RT. Thin Layer Chromatography (TLC) was then used to monitor the progress of the reaction. Upon completion, the reaction was then quenched with a saturated aqueous solution of Na₂CO₃. The organic layer was then collected, washed with brine and dried over anhydrous MgSO₄ before being concentrated under reduced pressure. The product was the purified by recrystallization in hot water. Yield: 90%.

[00180] *Spectroscopic Identification of Substrates*

[00181] N-Methylsulfonylpyrrolidin-2-one (**2a**): Crystalline colorless solid: ¹H NMR (499.815 MHz, CDCl₃, 27°C): δ 2.14 (2H, p, *J* = 7.7 Hz, CH₂), δ 2.57 (2H, t, *J* = 8 Hz, CH₂), δ 3.25 (3H, s, CH₃), δ 3.86 (2H, *J* = 7 Hz, CH₂). (M. Ito, L. W. Koo, A. Himizu, C. Kobayashi, A. Sakaguchi, T. Ikariya, *Angew. Chem. Int. Ed.* **2009**, *48*, 1324.)

[00182] N-Acetylpyrrolidin-2-one (**2b**): Colorless oil: ¹H NMR (499.815 MHz, CDCl₃, 27°C): δ 2.01 (2H, p, *J* = 9 Hz, CH₂), δ 2.48 (3H, s, CH₃), δ 2.58 (2H, t, *J* = 12 Hz, CH₂), δ 3.78 (2H, t, *J* = 11.5 Hz, CH₂). (M. W. Irvine, G. L. Patrick, J. Kewney, S. F. Hastings, S. J. Mackenzie, *Bioorg. Med. Chem. Lett.* **2008**, *18*, 2032.)

[00183] N-Phenylpyrrolidin-2-one (**2c**): White powder: ¹H NMR (499.815 MHz, CDCl₃, 27°C): δ 2.15 (2H, p, *J* = 7.2 Hz, CH₂), δ 2.60 (2H, t, *J* = 8 Hz, CH₂), δ 3.86 (2H, t, *J* = 7 Hz, CH₂), δ 7.13 (1H, t, *J* = 7.5 Hz, aromatic CH), δ 7.36 (2H, t, *J* = 7.5 Hz, aromatic 2 CH), δ 7.60 (2H, d, *J* = 8 Hz, aromatic 2 CH). (M. Sugahara, T. Ukita, *Chem. Pharm. Bull.* **1997**, *45*, 719.)

[00184] N-Methylpyrrolidin-2-one (**2d**): Colorless oil: ^1H NMR (498.122 MHz, CDCl_3 , 27°C): δ 2.00 (2H, p, $J = 7$ Hz, CH_2), δ 2.35 (2H, t, $J = 8.2$ Hz, CH_2), δ 2.82 (3H, s, CH_3), δ 3.36 (2H, t, $J = 7$ Hz, CH_2).

[00185] 2-Pyrrolidinone (**2e**): Colorless viscous oil: (499.815 MHz, CDCl_3 , 27°C): δ 2.05 (2H, p, $J = 7.7$ Hz, CH_2), δ 2.23 (2H, t, $J = 8$ Hz, CH_2), δ 3.35 (2H, t, $J = 7$ Hz, CH_2), δ 7.10 (1H, brs, NH).

[00186] N-Phenylpiperidinone (**6**): White powder: ^1H NMR (498.122 MHz, CDCl_3 , 27°C): δ 1.93 (4H, m, 2 CH_2), δ 2.55 (2H, t, $J = 6$ Hz, CH_2), δ 3.63 (2H, t, $J = 6$ Hz, CH_2), δ 7.24 (3H, m, aromatic 3 CH), δ 7.38 (2H, m, aromatic 2 CH). (M. Sugahara, T. Ukita, *Chem. Pharm. Bull.* **1997**, *45*, 719.)

[00187] ϵ -Caprolactam (**7**): Colorless crystals: ^1H NMR (498.122 MHz, CDCl_3 , 27°C): δ 1.62-1.76 (6H, m, 3 CH_2), δ 2.46 (2H, m, CH_2), δ 3.20 (2H, m, CH_2), δ 5.90 (1H, brs, NH).

[00188] N,N-Diphenylbenzamide (**8a**): White powder: (498.124 MHz, CDCl_3 , 27°C): δ 7.13-7.21 (8H, m, aromatic 8 CH), δ 7.24-7.29 (5H, m, aromatic 5 CH), δ 7.43 (2H, d, $J = 7.5$ Hz, aromatic 2 CH). (G. Barbe, A. B. Charette, *J. Am. Chem. Soc.* **2008**, *130*, 18.)

[00189] N-Methyl-N-Phenylbenzamide (**8b**): Straw colored viscous liquid: ^1H NMR (498.122 MHz, CDCl_3 , 27°C): δ 3.50 (3H, s, CH_3), δ 7.03 (2H, d, $J = 8$ Hz, aromatic 2 CH), δ 7.15-7.19 (3H, m, aromatic 3 CH), δ 7.19-7.25 (3H, m, aromatic 3 CH), 7.29 (2H, d, $J = 8$ Hz, aromatic 2 CH). (G. Barbe, A. B. Charette, *J. Am. Chem. Soc.* **2008**, *130*, 18.)

[00190] N,N-Dimethylbenzamide (**8c**): White powder: ^1H NMR (498.122 MHz, CDCl_3 , 27°C): δ 2.97 (3H, brs, CH_3), δ 3.01 (3H, brs, CH_3), δ 7.38-7.40 (5H, m, aromatic 5 CH).

[00191] 1-Benzoylpiperidine (**8d**): Straw colored viscous oil, white solid upon seeding: (499.815 MHz, CDCl_3 , 27°C): δ 1.40-1.70 (6H, m, 3 CH_2), δ 3.29 (2H, brs, CH_2), δ 3.70 (2H, brs, CH_2), δ 7.37 (5H, s, aromatic 5 CH). (G. Barbe, A. B. Charette, *J. Am. Chem. Soc.* **2008**, *130*, 18.)

[00192] Benzanilide (**8e**): Off-white powder: (499.815 MHz, CDCl_3 , 27°C): δ 7.16 (1H, t, $J = 7.2$ Hz, aromatic CH), δ 7.38 (2H, t, $J = 7.8$ Hz, aromatic 2 CH), δ 7.49 (2H, t, $J = 7.5$ Hz,

aromatic 2 CH), δ 7.55 (1H, t, $J = 7.5$ Hz, aromatic CH), δ 7.64 (2H, d, $J = 8.2$ Hz, aromatic 2 CH), 7.82 (1H, brs, NH), δ 7.86 (2H, d, $J = 7$ Hz, aromatic 2 CH).

[00193] N-Methylbenzamide (**8f**): White crystals: ^1H NMR (498.124 MHz, CDCl_3 , 27°C): δ 3.01 (3H, d, $J = 5$ Hz, CH_3), δ 6.17 (1H, brs, NH), δ 7.42 (2H, t, $J = 7.5$ Hz, aromatic 2 CH), δ 7.48 (1H, t, $J = 7.5$ Hz, aromatic CH), δ 7.76 (2H, d, $J = 8.2$ Hz, aromatic 2 CH).

[00194] N,N-Diphenylacetamide (**8g**): White powder: (499.815 MHz, CDCl_3 , 27°C): δ 2.09 (3H, s, CH_3), δ 7.29 (4H, d, $J = 8$ Hz, aromatic 4CH), δ 7.10-7.50 (6H, m, aromatic 6CH).

[00195] N-Methylacetanilide (**8h**): Colorless crystals: ^1H NMR (498.122 MHz, CDCl_3 , 27°C): δ 1.86 (3H, s, CH_3), δ 3.26 (3H, s, CH_3), δ 7.18 (2H, d, $J = 7.8$ Hz, aromatic 2 CH), δ 7.33 (1H, t, $J = 7.5$ Hz, aromatic CH), δ 7.42 (2H, t, $J = 7.2$ Hz, aromatic 2 CH).

[00196] N,N-Dimethylacetamide (**8i**): Colorless liquid: ^1H NMR (498.122 MHz, CDCl_3 , 27°C): δ 2.05 (3H, s, CH_3), δ 2.91 (3H, s, CH_3), δ 2.98 (3H, s, CH_3).

[00197] Acetanilide (**8j**): Colorless crystals: ^1H NMR (499.815 MHz, CDCl_3 , 27°C): δ 2.18 (3H, s, CH_3), δ 7.10 (1H, t, $J = 7.5$ Hz, aromatic CH), δ 7.15 (1H, brs, NH), δ 7.32 (2H, t, $J = 8$ Hz, aromatic 2 CH), δ 7.49 (2H, d, $J = 7.5$ Hz, aromatic 2 CH). (D. R. Stuart, M. Bertrand-Laperle, K. M. N. Burgess, K. Fagnou, *J. Am. Chem. Soc.* **2008**, *130*, 16474)

[00198] Example 2: Synthesis of Ruthenium Catalysts

[00199] *Preparation of Catalyst $[\text{Ru}(\text{Ph}_2\text{PCH}_2\text{CH}_2\text{NH}_2)_2(\eta^3\text{-C}_3\text{H}_5)]\text{BF}_4$ (**5**)*

[00200] In a glove box, 0.75 mmol of *cis*- $[\text{Ru}(\text{CH}_3\text{CN})_2(\eta^3\text{-C}_3\text{H}_5)(\text{COD})]\text{BF}_4$ (**4**), ((COD is 1,5-cyclooctadiene), was added to a schlenk flask equipped with a stir bar. The flask was then attached to a schlenk line and 4.0 mL of freshly distilled THF added. The mixture was then rapidly stirred and a 1.0 mL THF solution of $\text{Ph}_2\text{PCH}_2\text{CH}_2\text{NH}_2$, **3** (1.5 mmol, 2 equiv) in an NMR tube was added with the aid of a cannula. Any residue in the NMR tube and cannula was washed into the flask with 7.0 mL of THF. The contents of the flask were then heated at 60°C for 1.5h to form a golden-brown solution. The solution was allowed to cool to RT before the solvent was removed by evaporation. The crude mixture was then dissolved in 2.0 mL of freshly distilled CH_2Cl_2 and the product, (**5**) was precipitated from the solution using copious amounts of freshly distilled Et_2O . The light yellow solid that resulted was isolated via filtration under Argon and

washed three times with 5.0 mL aliquots of Et₂O. The solid was then dried *in vacuo*. Yield: 51%. NMR spectra of the filtrate (after the solvent was removed under vacuum) showed it contained **(5)** as the sole Ru-containing species. (See Figures 2 and 3).

[00201] *In situ Preparation of the Catalyst (5) with [(CH₃)₃Si]₂NK*

[00202] The preparation of catalyst precursor **(4)** was previously described by Bergens *et al.* (J. A. Wiles, C. J. A. Daley, R. J. Hamilton, C. G. Leong, S. H. Bergens, *Organometallics*, **2004**, 23, 4564.)

[00203] A mixture of *cis*-[Ru(CH₃CN)₂(η³-C₃H₅)(COD)]BF₄ **(4)**, (0.005 mmol) and 2 equiv of Ph₂PCH₂CH₂NH₂, (0.010 mmol) in freshly distilled anhydrous THF (0.5 mL) under Argon was heated in an NMR tube using water bath at 60°C with periodic shaking for 30 min. The resulting solution was cooled for 1 min to 0°C using an ice bath before cooling to -78°C using a dry ice/acetone bath. H₂ (~2 atm) was cannulated into the NMR tube at -78°C. The tube was then shaken for 10 sec, and promptly returned to the bath. This shaking process was repeated nine times. 40/50 equiv. (0.20-0.25 mmol) of [(CH₃)₃Si]₂NK in THF (0.5 mL) was subsequently added via cannula under H₂ (~2 atm). The shaking process was carried out an additional ten times. The solution color changed from light yellow to orange during this addition.

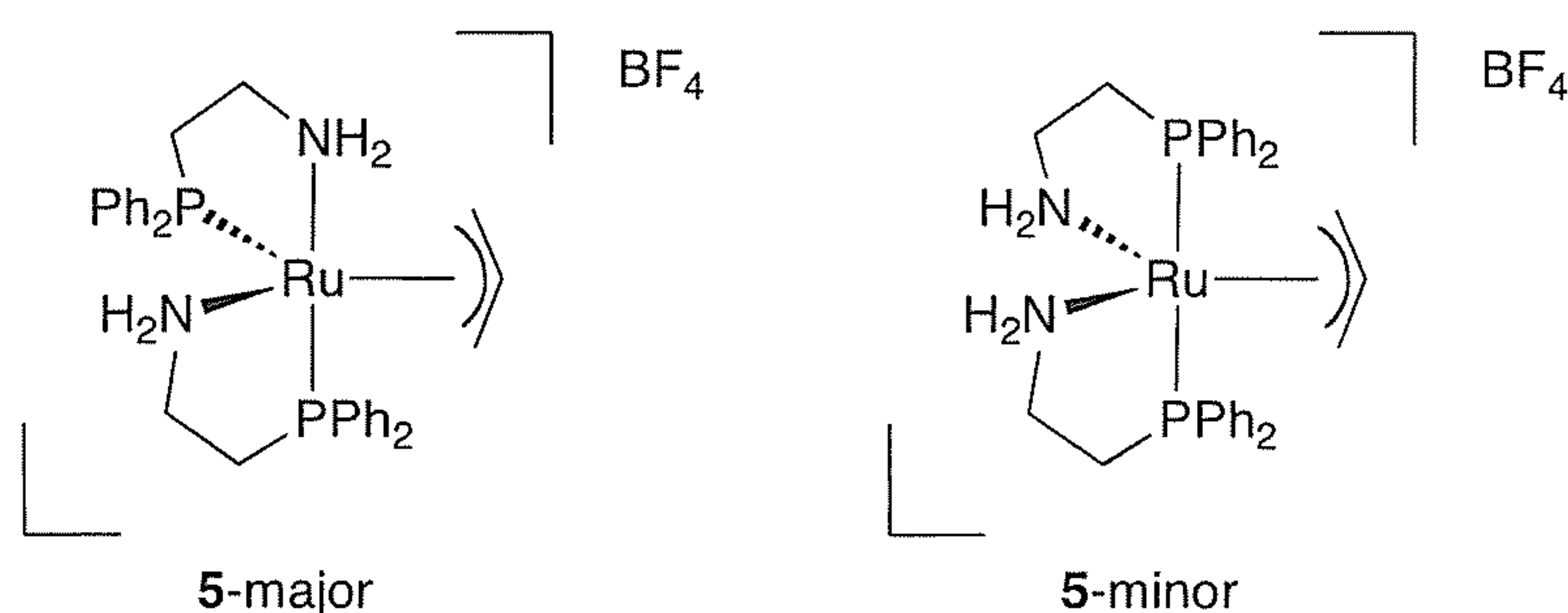
[00204] *Preparation of [RuCl₂(Ph₂PCH₂CH₂NH₂)₂] (2)*

[00205] The preparation of catalyst **(2)** was previously described by Saudan *et al.* (L. Saudan, P. Dupau, J-J. Riedhauser, P. Wyss, US Patent 7,763,758 B2. Sept. 12th **2007**.)

[00206] In a glove box, [RuCl₂(PPh₃)₃] (0.25 mmol) was added to a schlenk flask equipped with a magnetic stir bar. The flask was then attached to a schlenk line and 3.4 mL of freshly distilled toluene added. The mixture was then rapidly stirred. A 1.7 mL toluene solution of Ph₂PCH₂CH₂NH₂, (0.50 mmol) in an NMR tube was then added via a cannula. Any residue in the NMR tube and cannula was washed into the flask with 1.7 mL of toluene. The light yellow mixture was then heated at 100°C for 6h. The yellow suspension that resulted was allowed to cool to RT before collecting the precipitate by filtration under Argon. The precipitate was then washed with 10.0 mL portions of toluene, three times (until colorless). The yellow solid was then dried *in vacuo*. Yield: 90%. Note: Excessive scraping of the product should be minimised to prevent the build-up of static electricity.

[00207] *Characterization of [RuCl₂(Ph₂PCH₂CH₂NH₂)₂](2)*

[00208] The identity of compound (2) was confirmed using information reported in the literature. (M. Kilner, D. V. Tyers, S. P. Crabtree, M. A. Wood, PCT Int. Pat. Appl. WO 03/093208 A1, Nov 13th, 2003; A. A. N. Magro, G. R. Eastham, D. Cole-Hamilton, *Chem. Commun.* 2007, 3154; US Pat. 2010/0010261 A1, Jan 14th, 2010.) ³¹P {¹H} NMR - (161.839 MHz, freshly distilled CD₂Cl₂, 27°C): 55.4 ppm (*trans*, d, 2 *J*_{P-P} = 32 Hz), 61.8 ppm (*cis*, s), 66.8 ppm (*trans*, d, 2 *J*_{P-P} = 32 Hz). Ratio *cis*: *trans* is 52:48. HRMS (ESI⁺) *m/z* calculated for C₂₈H₃₂Cl₂N₂P₂[¹⁰²Ru] (M⁺): 630.0456. Found: 630.0455. Difference (ppm): -0.12 ppm. Elemental analysis calculated for C₂₈H₃₂Cl₂N₂P₂Ru: N 4.44, C 53.34, H 5.12. Found: N 4.55, C 53.50, H 4.94.

[00209] *Characterization of [Ru(η³-C₃H₅)(Ph₂PCH₂CH₂NH₂)₂]BF₄ (5)*

[00210] Figure 2 shows the ³¹P {¹H} NMR Spectrum of the mixture of (5)-major and (5)-minor. 201.643 MHz, freshly distilled CD₂Cl₂, 27°C: 48.5 ppm (*minor*, s), 51.9 ppm (*major*, d, 2 *J*_{P-P} = 29.6 Hz), 69.9 ppm (*major*, d, 2 *J*_{P-P} = 30.2 Hz). Ratio *major*: *minor* is 91:9 (best sample). HRMS (ESI⁺) *m/z* calculated for C₃₁H₃₇N₂P₂[¹⁰²Ru] (M⁺): 601.147. Found: 601.1476. Difference (ppm): 0.98 ppm. Elemental analysis calculated for C₃₁H₃₇N₂P₂BF₄Ru: N 4.07, C 54.16, H 5.42. Found: N 3.81, C 54.24, H 5.61.

[00211] Figure 3 shows the ¹H {³¹P} and ³¹P NMR spectra of [Ru(η³-C₃H₅)(Ph₂PCH₂CH₂NH₂)₂]BF₄ recorded on a Varian Inova four-channel 500 MHz spectrometer at -60°C in CD₂Cl₂. Peaks were assigned using ¹H, ³¹P, gCOSY, ¹H {³¹P} gCOSY, ¹H-³¹P gHSQC, TROESY and gTOCSY NMR experiments. Legend: Major Isomer (*); Minor isomer (▪); Residual Solvent (φ); Major Allyl (a*); Minor Allyl (a); Major 2-(diphenylphosphino)ethylamine ligand (NH=1**, CH=1*); Minor 2-(diphenylphosphino)-ethylamine ligand (l', l); Major Ortho-Aromatic CH (δ*); Minor Ortho-Aromatic CH (δ)

[00212] *Preliminary $^{31}\text{P}\{^1\text{H}\}$ and Hydride Region ^1H NMR Study on the Reactivity of (5) towards H_2 and Base in $\text{THF-}d_8$*

[00213] Figure 4 shows the combined spectra from the NMR study of the reactivity of (5) towards H_2 and base in $\text{THF-}d_8$ undertaken at -80°C using ~ 1 atm Ar (bottom), RT using ~ 1 atm H_2 (middle) and RT using ~ 4 atm H_2 (top). Legend: Major Isomer of (5) (*); Minor Isomer of (5) (▪); Peaks assigned to Ruthenium Mono-hydride Species, (•); Peak assigned to Ruthenium Dihydride, *trans*- $[\text{Ru}(\text{H})_2(\text{Ph}_2\text{P}(\text{CH}_2)_2\text{NH}_2)_2]$, (✓)

[00214] Figure 5 shows the combined spectra from the study of the reactivity of (5) towards H_2 and base in $\text{THF-}d_8$ undertaken at -80°C using ~ 1 atm Ar (bottom), RT using ~ 1 atm H_2 (middle) and RT using ~ 4 atm H_2 (top). Legend: Ruthenium Mono-hydride Species, (•); Ruthenium Dihydride, *trans*- $[\text{Ru}(\text{H})_2(\text{Ph}_2\text{P}(\text{CH}_2)_2\text{NH}_2)_2]$, (✓)

[00215] Figure 6 shows a comparison of the hydride region between (5) and (11) using ~ 1 atm H_2 and $\text{KN}[(\text{CH}_3)_3\text{Si}]_2$ as Base in $\text{THF-}d_8$ at RT.

[00216] Example 3: Hydrogenation Reactions

[00217] *General Conditions*

[00218] All pressure reactions were carried out in a glass (for a maximum of 4 atmospheres {atm} of H_2 (g)) or stainless steel (for 50 atm H_2 (g)) autoclave equipped with a stir bar. Deuterated solvents were obtained from Cambridge Isotope Laboratories and Aldrich. Common solvents were distilled over appropriate drying reagents. (L. F. Armarego, C. L. L. Chai, *Purification of Laboratory Chemicals*, 6th Edition, Elsevier, Massachusetts, 2009.) THF was distilled over sodium/benzophenone before each experiment. Toluene, and CH_2Cl_2 were distilled over CaH_2 . Potassium bis(trimethylsilyl)amide (95%) and Sodium Methoxide (95%) were purchased from Aldrich and 2-(diphenylphosphino)ethylamine (95%) was purchased from Strem. These reagents were used as received. Other common laboratory chemicals and reagents were obtained from Aldrich, Alfa Aesar, TCI America, and Strem, and were used as received unless stated otherwise. Ultra high purity grade hydrogen gas was purchased from Praxair.

[00219] ^1H , ^{13}C , and ^{31}P NMR spectra were collected using Varian Inova (400 MHz), and Varian DirectDrive (500 MHz) spectrometers. ^1H and ^{13}C NMR chemical shifts are reported in parts per million (δ) relative to TMS with the respective solvent as the internal reference. ^{31}P

NMR chemical shifts are reported in parts per million (δ) relative to 85% H_3PO_4 as the external reference. NMR peak assignments were made using gCOSY, and ^1H - ^{13}C gHSQC NMR experiments. Abbreviations used in NMR spectra are s (singlet), d (doublet), t (triplet), q (quartet), p (pentet), m (multiplet), br (broad) and brs (broad singlet). High resolution mass spectra were taken using Applied BioSystems Mariner BioSpectrometry Workstation oaTOF mass spectrometer. Elemental analysis data were obtained using Carlo Erba CHNS-O EA1108 elemental analyzer.

[00220] *General Procedure for the Hydrogenation of Solid Amides*

[00221] The amide (5.0 mmol) was added to a stainless steel autoclave equipped with a magnetic stir bar. 4.0 mL of freshly distilled anhydrous THF was then added to the autoclave using a gas tight syringe. The atmosphere in the autoclave was flushed with H_2 (~ 2 atm for 3 min) at RT before adding the 1.0 mL THF solution of the catalyst precursor by cannula under H_2 pressure (~ 2 atm). Any residue in the NMR tube and cannula was washed into the autoclave with 3.0 mL of THF. The autoclave was then pressurised to 50 atm with H_2 and the reaction mixture stirred at 100°C for 23h. The autoclave was then allowed to cool to RT over 1h before being vented slowly. MeOH was used to dissolve any precipitated products. The reaction yields were determined by ^1H NMR spectroscopy.

[00222] *General Procedure for the Hydrogenation of Liquid Amides*

[00223] 4.0 mL of freshly distilled anhydrous THF was added to a stainless steel autoclave equipped with a magnetic stir bar. The atmosphere of the steel autoclave was the flushed with H_2 (~ 2 atm for 3 min) at room temperature. During this venting time a solution of the amide (5.0 mmol) in 1.0 mL of THF was prepared under Argon. Under H_2 pressure (~ 2 atm) the amide solution and 1.0 mL of the catalyst precursor solution were added to the autoclave punctuated by two 1.0 mL THF washes. The autoclave was then pressurized to 50 atm H_2 and the reaction mixture was stirred at 100°C for 23h. The autoclave was then allowed to cool to RT over 1h before being vented slowly. MeOH was used to dissolve any precipitated products. The reaction yields were determined by ^1H NMR spectroscopy.

[00224] *General Procedure for Hydrogenation of Amides using isolated (2) or (5) with NaOMe*

[00225] 2.50 μmol of the ruthenium precursor and 1.25 mmol of NaOMe were weighed out into two respective NMR tubes in a glove box. 1.0 mL of freshly distilled THF was then cannulated into each of these tubes under Argon. The NMR tubes were then shaken for 10 sec at RT and set aside. 25 mmol of the solid amide was then added to a stainless steel autoclave equipped with a magnetic stir bar. 5 mL of freshly distilled THF was then added to the autoclave using a gas tight syringe. The atmosphere in the autoclave was then flushed with H_2 (~2 atm for 3 min) at RT. The previously prepared 1.0 mL mixtures of the ruthenium catalyst and NaOMe were then sequentially cannulated into the steel autoclave followed by a 5 mL THF wash to remove any lingering residue. The autoclave was then pressurized to 50 atm with H_2 and the mixture stirred at 100°C for 23h. The autoclave was then allowed to cool to RT over 1h before venting slowly. MeOH was used to dissolve any precipitated products. The reaction yields were determined by ^1H NMR spectroscopy.

[00226] *Control Experiment: Ligand Free Hydrogenation*

[00227] 0.010 mmol of *cis*- $[\text{Ru}(\text{CH}_3\text{CN})_2(\eta^3\text{-C}_3\text{H}_5)(\text{COD})]\text{BF}_4$ (**4**), and 0.030 mmol of $[(\text{CH}_3)_3\text{Si}]_2\text{NK}$ were weighed out into two respective NMR tubes in a glove box. 1.0 mL of freshly distilled THF was then cannulated into each of these tubes under Argon. The 1.0 mL THF mixture of *cis*- $[\text{Ru}(\text{CH}_3\text{CN})_2(\eta^3\text{-C}_3\text{H}_5)(\text{COD})]\text{BF}_4$, (**4**) was then heated in a water bath at 60°C with periodic shaking to dissolve the solid. The two NMR tubes were then set aside at RT. 0.10 mmol of the solid amide was then added to a stainless steel autoclave equipped with a magnetic stir bar. The atmosphere in the autoclave was then flushed with H_2 (~2 atm for 3 min) at RT. The previously prepared 1.0 mL mixtures of the ruthenium precursor and base were then sequentially cannulated into the steel autoclave punctuated by 3.0 mL THF washes to remove any lingering residue in the NMR tubes. The autoclave was then pressurised to 50 atm with H_2 and the mixture stirred at 100°C for 17h. The autoclave was then allowed to cool to RT over 1h before venting slowly. The reaction yields were determined by ^1H NMR spectroscopy. Result: No apparent hydrogenation.

[00228] *Control Experiment: Base Free Hydrogenation*

[00229] A mixture of *cis*- $[\text{Ru}(\text{CH}_3\text{CN})_2(\eta^3\text{-C}_3\text{H}_5)(\text{COD})]\text{BF}_4$ (**4**), (0.010 mmol) and 2 equiv of $\text{Ph}_2\text{PCH}_2\text{CH}_2\text{NH}_2$ **3**, (0.020 mmol) in freshly distilled anhydrous THF (1.0 mL) under Argon was heated in an NMR tube using water bath at 60°C with periodic shaking for 30 min.

The resulting solution was cooled for 1 min to 0°C using an ice bath before cooling to -78°C using a dry ice/acetone bath. H₂ (~2 atm) was cannulated into the NMR tube at -78°C. The tube was then shaken for 10 sec, and promptly returned to the bath. This shaking process was repeated nine times. The resulting yellow solution in the NMR tube was then set aside at -78°C.

[00230] The amide (0.10 mmol) was added to a stainless steel autoclave equipped with a magnetic stir bar. 4.0 mL of freshly distilled anhydrous THF was then added to the autoclave using a gas tight syringe. The atmosphere in the autoclave was flushed with H₂ (~2 atm for 3 min) at RT before adding the 1.0 mL THF solution of the catalyst precursor by cannula under H₂ pressure (~2 atm). Any residue in the NMR tube and cannula was washed into the autoclave with 3.0 mL of THF. The autoclave was then pressurised to 50 atm with H₂ and the reaction mixture stirred at 100°C for 17h. The autoclave was then allowed to cool to RT over 1h before being vented slowly. The reaction yields were determined by ¹H NMR spectroscopy. Result: No apparent hydrogenation.

[00231] *Control Experiment: Nano-particle mediated Hydrogenation*

[00232] 14.5 mg of Ruthenium Black (0.01 mmol assuming 7% of Ruthenium atoms are on the surface) and 0.10 mmol of the amide were added to a stainless steel autoclave equipped with a magnetic stir bar. The atmosphere in the autoclave was flushed with H₂ (~2 atm for 3 min) at RT before adding the 8.0 mL of freshly distilled THF by cannula under H₂ pressure (~2 atm). The autoclave was then pressurised to 50 atm with H₂ and the reaction mixture stirred at 100°C for 17h. The autoclave was then allowed to cool to RT over 1h before being vented slowly. The reaction yields were determined by ¹H NMR spectroscopy. Result: 1 turnover (TO) of the substrate to N-cyclohexyl-2-pyrrolidinone. ¹H NMR agreed with those reported in the literature. (Y-H. Yang, M. Shi, *J. Org. Chem.* **2005**, *70*, 8645.)

[00233] *Preliminary Studies on the Reactivity of (5) Towards Hydrogen in the Presence of [(CH₃)₃Si]₂NK in THF-*d*₈*

[00234] 0.015 mmol of the catalyst (5) and 0.150 mmol (10 equiv) of [(CH₃)₃Si]₂NK were weighed out into two respective NMR tubes in a glove box. 0.5 mL of freshly distilled anhydrous THF- *d*₈ was then cannulated into each of these tubes under Argon. The NMR tubes were then shaken for 10 sec at RT to dissolve the solids before, cooling the solutions to -78°C using a dry ice/acetone bath. The THF-*d*₈ solution containing the base was then cannulated in to the catalyst

precursor solution using H₂ (~2 atm) at -78°C. The NMR tube was then shaken for 10 sec, and promptly returned to the -78°C dry ice/acetone bath. This shaking process was repeated nine times. The resulting orange solution in the NMR tube was then set aside at -78°C and the atmosphere in the glass autoclave was then flushed with H₂ (~2 atm for 3 min) at RT.

[00235] The previously prepared 1.0 mL THF- *d*₈ solution was added via cannula using H₂ (~2 atm). The glass autoclave was then pressurized to 4 atm H₂ and the reaction mixture was stirred at RT for 1h. At the end of the reaction the autoclave was depressurized to ~2 atm and an aliquot (0.7 mL) taken immediately for NMR under ~1 atm H₂.

[00236] The reaction was repeated in an NMR tube equipped with a rubber septum using 0.010 mmol of the catalyst precursor, 0.10 mmol (10 equiv) [(CH₃)₃Si]₂NK and THF- *d*₈ (0.7 mL, (distilled from Na under Argon) mixed under 1 atm H₂ at -78°C. The reaction was warmed gradually (from -80°C) in the NMR probe until reaction occurred at 0°C~ RT.

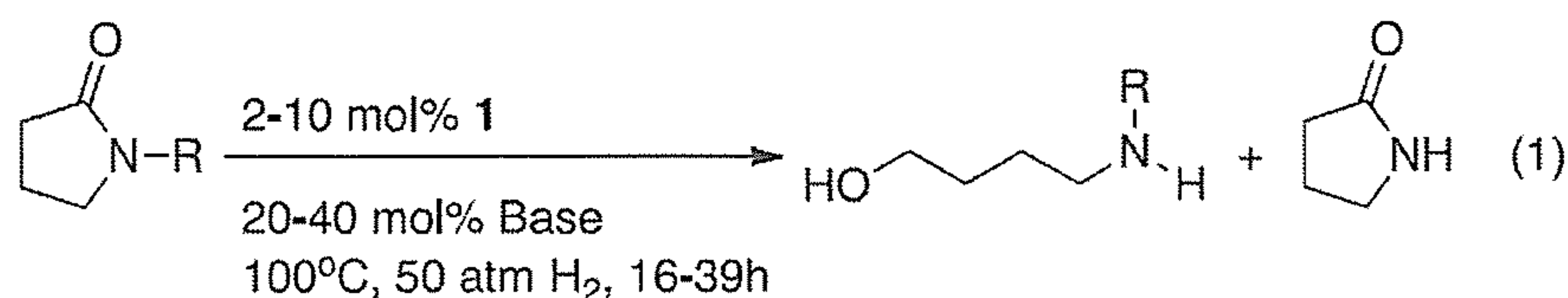
[00237] Example 4: Hydrogenation of Cyclic Amides

[00238] *¹H NMR Characterization of Hydrogenation Products*

[00239] For the NMR Spectra of hydrogenation experiments, the peaks are identified by the following legend: Product peaks are notated by (*); Residual solvent peaks are notated by (X); Residual starting material peaks are notated by (▪); Internal standard peaks are notated by (^); Side product peaks are notated by (+).

[00240] *Hydrogenation with Catalyst (1)*

[00241] The activity of (1) in the hydrogenation of N-substituted pyrrolidin-2-ones was tested towards the activated amides N-methylsulfonylpyrrolidin- 2-one (2a) and N-acetylpyrrolidin-2-one (2b).



2a: R = Ms

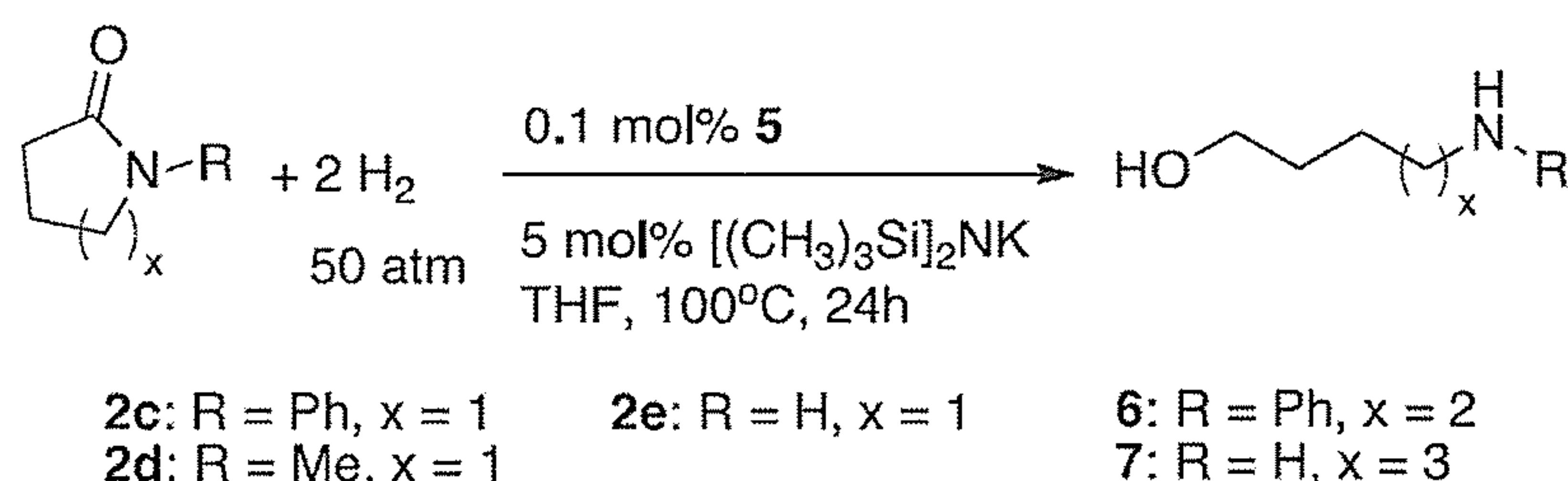
2b: R = C(O)CH₃

2c: R = Ph

[00242] The reactivity of (1) was low to moderate. Compound (2a) was hydrogenated in only ~ 27 turnovers (TO) to give the ring-opened N-methanesulfonyl amino alcohol product with 2 mol% Ru in THF (100°C, 50 atm, 20 mol% KOtBu, 39h). Compound (2b) formed mixtures of pyrrolidine-2-one (major) and the ring-opened N-acetyl amino alcohol in ~ 45 TO using 2 mol% Ru (80°C, 50 atm H₂, 20 mol% KN[Si(CH₃)₃]₂, 16h). N-phenylpyrrolidin-2-one (2c) did not react under these conditions.

[00243] These results contrast the high activity of (1) towards the reduction ketones, esters, and imides in THF. (S. Takebayashi, J. M. John, S. H. Bergens, *J. Am. Chem. Soc.* **2010**, *132*, 12832; S. Takebayashi, S. H. Bergens, PCT Int. Pat. Appl. WO 2010/145024 A1, June 17th, **2010**; R. J. Hamilton, C. G. Leong, G. Bigam, M. Miskolzie, S. H. Bergens, *J. Am. Chem. Soc.* **2005**, *127*, 4152; R. J. Hamilton, S. H. Bergens, *J. Am. Chem. Soc.* **2006**, *128*, 13700; *J. Am. Chem. Soc.* **2008**, *130*, 11979; S. Takebayashi, S. H. Bergens, *Organometallics*. **2009**, *28*, 2349.)

[00244] *Hydrogenation with Catalyst (5)*



[00245] Various lactams were subjected to hydrogenating conditions using catalyst (5). Reactions were performed using *in situ* prepared catalyst (5). All hydrogenations were carried out with 0.1 mol% Ru, 4-5 mol% KN[Si(CH₃)₃]₂, 50 atm H₂, 100°C, for 24h, 5/KN[Si(CH₃)₃]₂ = 1:50, [Substrate] = 0.626 M in THF. The results are summarized in Table 1. Yield was determined using ¹H NMR. The results of these experiments are shown in Figures 7-10.

Table 1

Entry	Substrate	Yield	Turnover
1	2c	100	1000
2	2d	5	50
3	2e	0	0
4	6	100	1000

5	7	23	230
---	---	----	-----

[00246] N-phenylpyrrolidin-2-one, (**2c**) was hydrogenated to give N-phenyl-4-aminobutan-1-ol in 100% yield, or 1000 turnover (TO) under these conditions (Entry 1, Table 2). The N-Me (**2d**), 50 TO, Entry 2) and N-H (**2e**), 0 TO, Entry 3) derivatives were much less active than (**2c**), while the 6-membered, N-Ph derivative (**6**) reacted in 100% yield (1000 TO, Entry 4). The 7-membered unsubstituted lactam (**7**), 230 TO, Entry 5) was more reactive than the 5-membered lactam (**2e**) (0 TO, Entry 3), as expected from the greater stability of 5- over 7-membered rings.

[00247] Another similar investigation was carried out using N-phenylpyrrolidin-2-one as the substrate with catalyst (**5**) or (**11**) and NaOMe as the base. The reactions were performed using *in situ* prepared catalyst (**5**) or (**11**). The reaction conditions were as follows: P(H₂) = 50atm, 100°C, (**5**) or (**11**)/NaOMe = 1:500, [Substrate] = 2.08 M in THF. Yield was determined by ¹H NMR. Results are shown in Table 2, below.

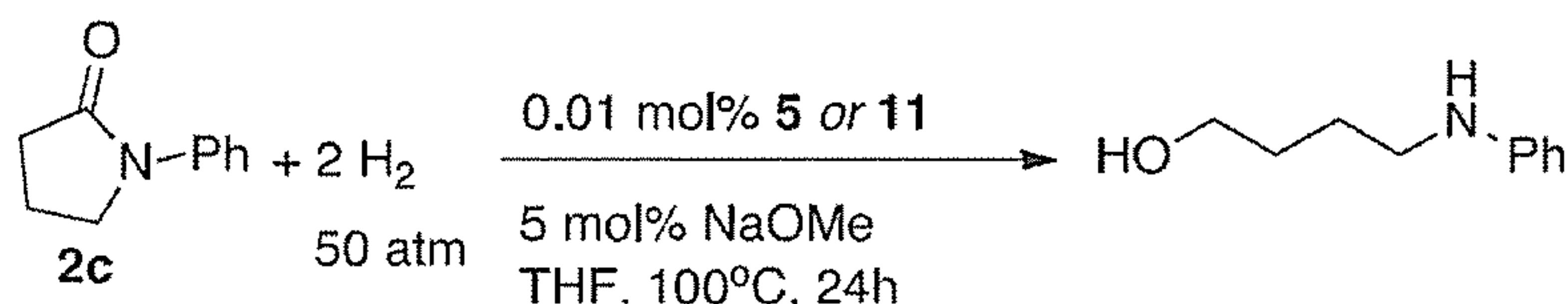


Table 2

Entry	Catalyst Precursor	Yield	Turnover
1	5	71.2	7120
2	11	67.6	6760

[00248] In preliminary experiments, it was found that catalyst (**5**) reacts with H₂ (~1 atm) and KN[Si(CH₃)₃]₂ (~3 equiv) in THF-*d*₈ starting at ~ 0°C to form propylene and mainly three Rumono hydrides. (Overlap among the arene, N-H, and aliphatic ¹H NMR signals made a conclusive identification impossible. Their reactivity with H₂, and that they are formed from (**5**) and (**2**) suggests that they are isomers of the Ru-amide [Ru(H)(Ph₂P(CH₂)₂NH₂)-(Ph₂P(CH₂)₂NH)] (**10**). The known dichloride [Ru(Cl)₂(Ph₂P(CH₂)₂NH₂)₂] (**2**) gives a similar

mixture of mono-hydride species under these conditions. (L. Saudan, C. M. Saudan, C. Debieux, P. Wyss, *Angew. Chem. Int. Ed.* **2007**, *46*, 7473; L. Saudan, P. Dupau, J. Riedhauser, P. Wyss, PCT Int. Pat. Appl. WO 2006/106484 A1, Oct 12th, **2006**; PCT Int. Pat. Appl. WO 2006/106483, April 4th **2006**; L. Saudan, C. Saudan, PCT Int. Pat. Appl. WO 2008/065588 A1, June 5th, **2008**; PCT Int. Pat. Appl. WO 2010/038209 A1, April 8th, **2010**; L. Saudan, *Acc. Chem. Res.* **2007**, *40*, 1309.)

[00249] This mixture reacts further (~4 atm H₂, ~10 equiv KN[Si(CH₃)₃]₂) at RT to generate a symmetrical dihydride as major product that is tentatively assigned to be an isomer of *trans*-[Ru(H)₂(Ph₂P(CH₂)₂NH₂)₂] (**9**). This preliminary assignment is based upon the similarities between the ³¹P{¹H} and ¹H (hydride) NMR spectra between (**9**) and (**1**) (see R. J. Hamilton, C. G. Leong, G. Bigam, M. Miskolzie, S. H. Bergens, *J. Am. Chem. Soc.* **2005**, *127*, 4152; R. J. Hamilton, S. H. Bergens, *J. Am. Chem. Soc.* **2006**, *128*, 13700; *J. Am. Chem. Soc.* **2008**, *130*, 11979). The peaks for compound (**9**) were assigned using ¹H, ³¹P, gCOSY, ¹H-³¹P gHSQC and gTOCSY NMR experiments. ³¹P{¹H} NMR - (161.903 MHz, THF-*d*₈, 27°C): 56.2 ppm (s). ¹H NMR -(399.951 MHz, THF-*d*₈, 27°C): δ - 8.26 (Ru-H, t, J = 14.8 Hz), δ 1.25, δ 2.43, δ 2.73).

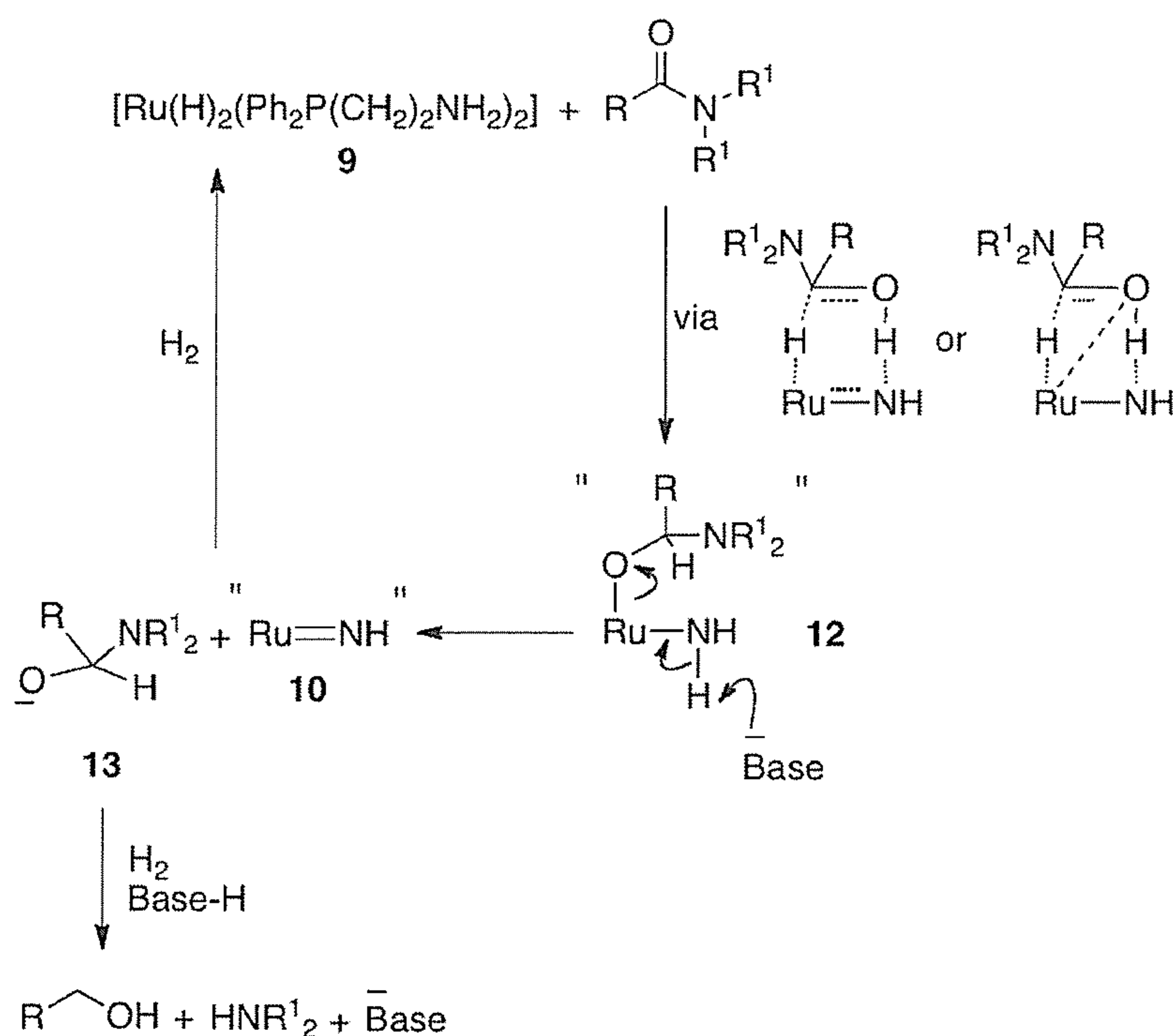
[00250] Use of (**4**) as catalyst precursor, or (**5**) without added base (both at 10 mol%), did not result in hydrogenation. Further, use of Ru black (10 mol%) resulted only in hydrogenation of the arene ring in (**2c**). It is therefore unlikely that Ru nanoparticles are the active catalyst in these hydrogenations.

[00251] Saudan *et al.* reported that (**2**) forms an active ester hydrogenation catalyst with NaOMe as base in THF. (L. Saudan, C. M. Saudan, C. Debieux, P. Wyss, *Angew. Chem. Int. Ed.* **2007**, *46*, 7473; L. Saudan, P. Dupau, J. Riedhauser, P. Wyss, PCT Int. Pat. Appl. WO 2006/106484 A1, Oct 12th, **2006**; PCT Int. Pat. Appl. WO 2006/106483, April 4th **2006**; L. Saudan, C. Saudan, PCT Int. Pat. Appl. WO 2008/065588 A1, June 5th, **2008**; PCT Int. Pat. Appl. WO 2010/038209 A1, April 8th, **2010**; L. Saudan, *Acc. Chem. Res.* **2007**, *40*, 1309.) Indeed, it was found that (**5**) and (**2**) (0.01 mol%) both hydrogenate (**2c**) in a remarkable 7120 and 6760 TO respectively in the presence of 5 mol% NaOMe (see Table 2).

[00252] Example 5: Proposed Mechanism for Hydrogenation of Amides

[00253] Again, while not wishing to be bound by theory, the following mechanism for the hydrogenation of amides with (**9**) (Scheme 2, below) is proposed. The first step is a bifunctional

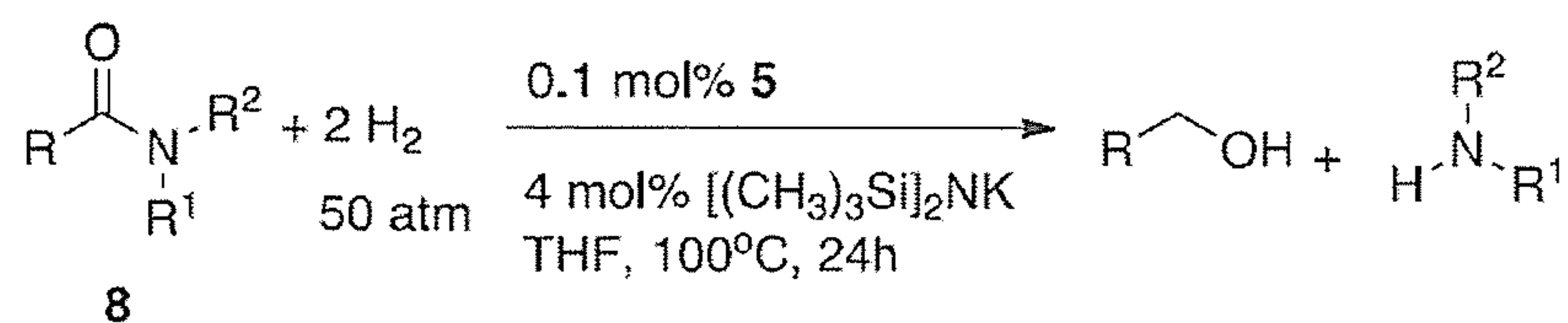
type addition of amide to **(9)** forming the Ru-(hemiaminaloxide) **(12)** as the net product. Base assisted elimination from **(12)** forms the Ru-amide **(10)**, and the free hemiaminaloxide **(13)** which regenerates the base and eliminates aldehyde and H-NR^1_2 . Addition of H_2 to **(10)** regenerates **(9)** and hydrogenation of the aldehyde forms the alcohol. Consistent with this mechanism is the formation of benzyl benzoate by the Tishchenko reaction of benzaldehyde during the hydrogenation of **(8a)** (Table 3).



Scheme 2: Proposed Mechanism for the Hydrogenation of Amides

[00254] Catalysts **(5)** and **(2)** are active towards the hydrogenation of a series of amides without strongly activating functional groups. Significantly, the commonly inert, unfunctionalized amide dimethyl acetamide was hydrogenated in 500 turnover, and N-phenylpyrrolin-2-one was hydrogenated in up to 7120 turnover.

[00255] Example 6: Hydrogenation of Acyclic Amides



8a: R = Ph, R¹ = Ph, R² = Ph

8b: R = Ph, R¹ = Ph, R² = Me

8c: R = Ph, R¹ = Me, R² = Me

8d: R = Ph, R¹ = -(CH₂)₅-, R² = -

8e: R = Ph, R¹ = Ph, R² = H

8f: R = Ph, R¹ = Me, R² = H

8g: R = Me, R¹ = Ph, R² = Ph

8h: R = Me, R¹ = Ph, R² = Me

8i: R = Me, R¹ = Me, R² = Me

8j: R = Me, R¹ = Ph, R² = H

[00256] An investigation was carried out with an acyclic amides using (**5**) and KN[Si(CH₃)₃]₂. The reactions were performed using *in situ* prepared catalyst (**5**). The reaction conditions were as follows: P(H₂) = 50 atm, 100°C, 5/KN[Si(CH₃)₃]= 1:40, [Substrate] = 0.626 M in THF. Yield was determined by ¹H NMR. For entry 1, the yield comprised 72% Benzyl Alcohol and 14% Benzyl Benzoate. For substrate (**8i**), anthracene was used as an internal standard. The results of these experiments are shown in Figures 11-20 and in Table 3.

Table 3

Substrate	R	R ¹	R ²	Yield (%)	Turnover
8a	Ph	Ph	Ph	100	1000
8b	Ph	Ph	Me	96	960
8c	Ph	Me	Me	50	500
8d	Ph	-(CH ₂) ₅ -	-	82	820
8e	Ph	Ph	H	50	500
8f	Ph	Me	H	27	270
8g	Me	Ph	Ph	100	1000
8h	Me	Ph	Me	100	1000
8i	Me	Me	Me	50	500
8j	Me	Ph	H	70	700

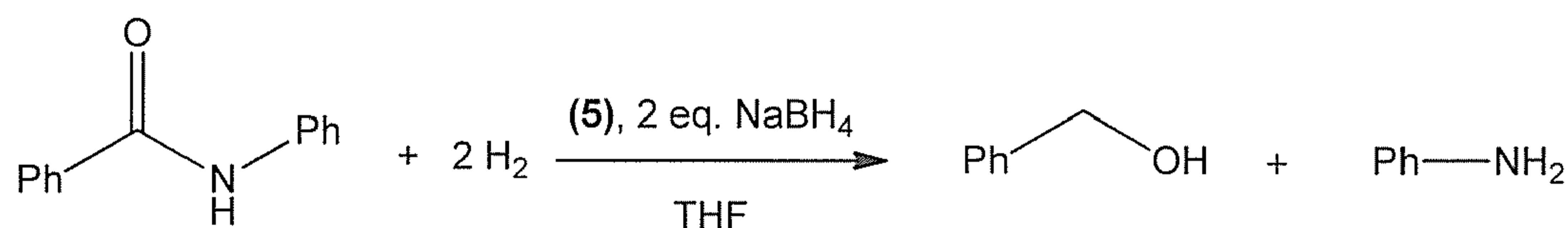
[00257] As shown in Table 3, the order of reactivity among the acyclic benzamides was -N(Ph)₂ (1000 TO) ~ -N(Ph)Me (960 TO) > -N(Me)₂ (500 TO) (Substrates (**8a**)-(**8c**)). This order

is consistent with the differences in the extent of donation from the lone pair on nitrogen to the carbonyl carbon among these substrates. 1-Benzoylpiperidine (820 TO, Substrate **(8f)**) was more active than **(8c)** (500 TO), while secondary amides were somewhat less reactive than tertiary amides -N(Ph)H (500 TO, Substrate **(8e)**) vs -N(Ph)₂ (1000 TO, Substrate **(8a)**), and -N(Me)(H) (270 TO, Entry 6) vs -N(Me)₂ (500 TO, Substrate **(8c)**). Similar results were obtained with acyclic acetamides. Specifically, -N(Ph)₂ (1000 TO) ~ -N(Ph)Me (1000 TO) > -N(Me)₂ (500 TO) (Substrates **(8g)** and **(8h)**). The secondary acetamide -N(Ph)H (700 TO, Substrate **(8j)**) was less reactive than the corresponding tertiary amide (1000 TO, Substrate **(8h)**). The lower reactivity of secondary- vs tertiary-amides may arise from reaction of the secondary amide with the added base.

[00258] Example 7: Base Free Hydrogenation

[00259] Base-free conditions are desirable in order to carry out hydrogenations of amides that contain functional groups that are sensitive to base, and to carry out certain enantioselective amide reductions. Compound **(5)** will react with 2 equivalents (Ru:B = 1:2) in THF to generate a catalyst that is active for amide hydrogenations in the absence of added strong base.

[00260] *Example of in situ catalyst generation using [Ru(η^3 -C₃H₅)(Ph₂PCH₂CH₂NH₂)₂]-BF₄, **(5)**, and 2 equiv. NaBH₄*



[00261] 0.02 mmol (13.7 mg) of [Ru(η^3 -C₃H₅)(Ph₂PCH₂CH₂NH₂)₂]-BF₄ **(5)** and 0.04 mmol (1.5 mg) of NaBH₄ were weighed out into two separate NMR tubes in a glove box. This was immediately followed by the addition of 1.0 mL of freshly distilled THF to the NMR tube containing the ruthenium precursor. The contents of this NMR was then cannulated under ~ 2 atm H₂ into the NMR tube containing NaBH₄. The mixture was then heated at 60°C for 20 min with periodic shaking. During this time the color of the solution intensified. At the same time, 1.0 mmol (0.1972 g) of benzanilide was added to a high pressure steel autoclave and the autoclave purged with H₂ for 20 min. 5 mL of fresh anhydrous THF was then cannulated into the steel autoclave followed by the 1 mL catalyst THF solution and a 2 mL THF wash. The high-

pressure steel autoclave was then heated and pressurized to 100°C and 50 atm of H₂ for 66 h. The autoclave was then allowed to cool to room temperature over the course of 1 h before taking an aliquot of the homogenous solution for ¹H NMR. Results are shown in Table 4, below. All percentage conversions were determined using ¹H NMR.

Table 4

Entry	Temperature (°C)	Pressure (atm H ₂)	Time (h)	Conversion (%)	Turnover
1 ^a	100	50	67	100	50
2 ^b	50	50	24	0	0
3 ^a	22	50	23	0	0

^a Performed using 2 mol% Ru in 8 mL of THF. ^b Performed using 0.1 mol% Ru in 10 mL of THF.

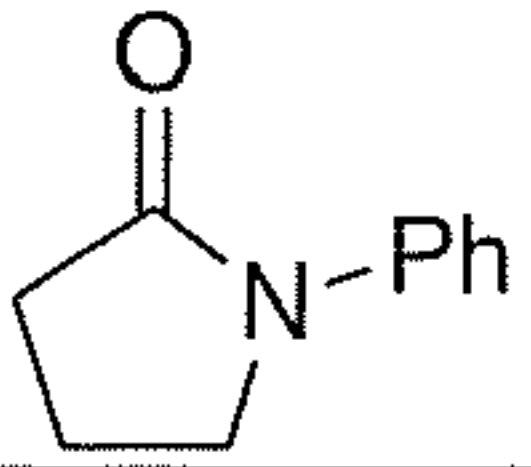
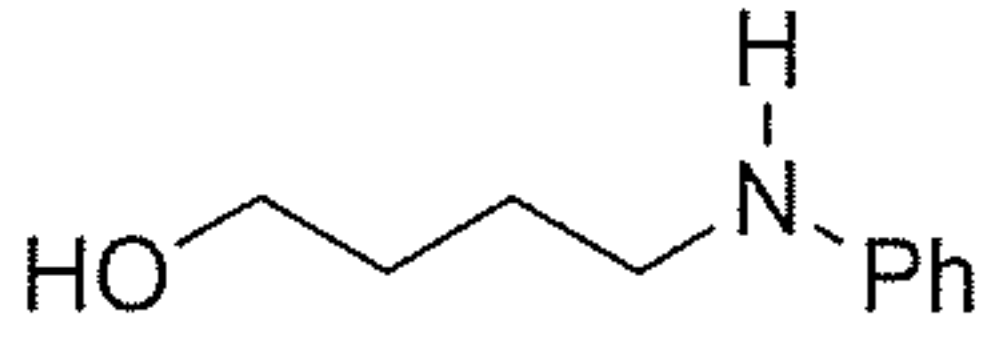
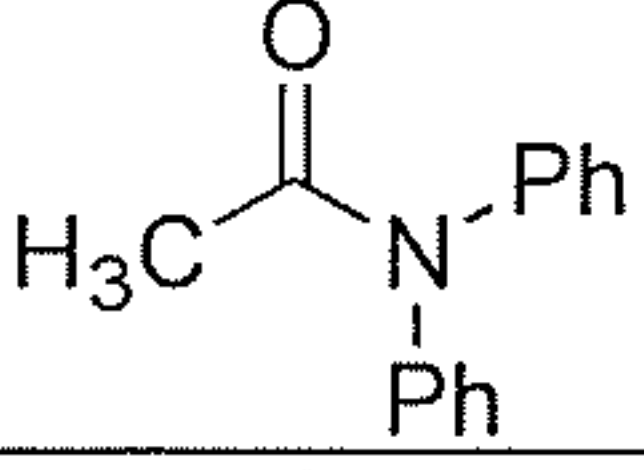
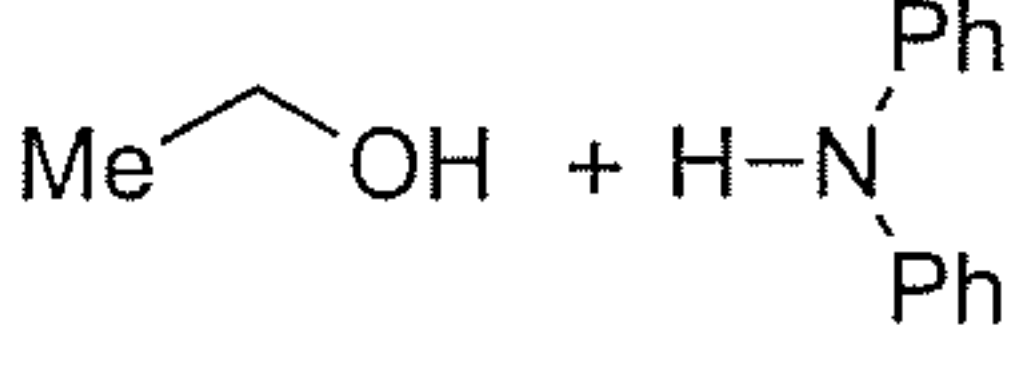
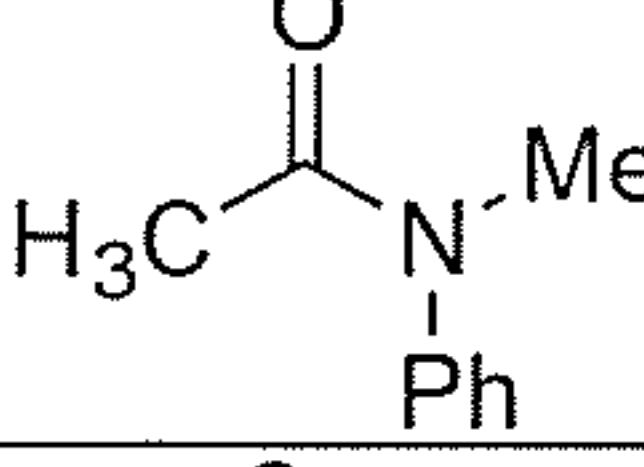
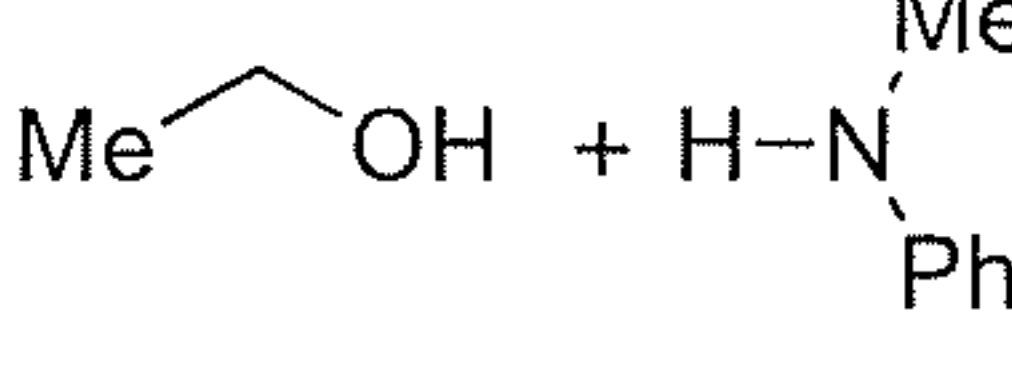
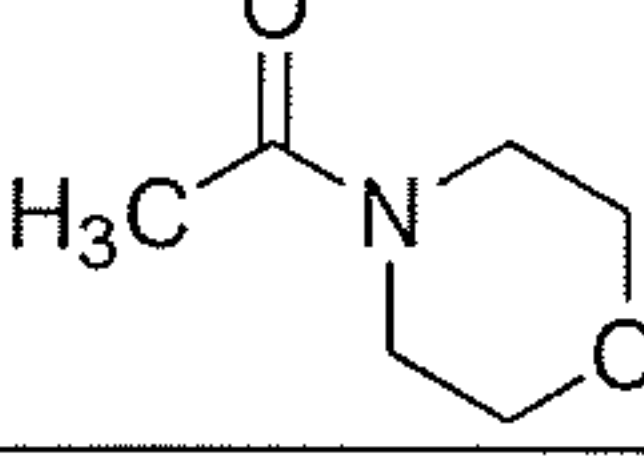
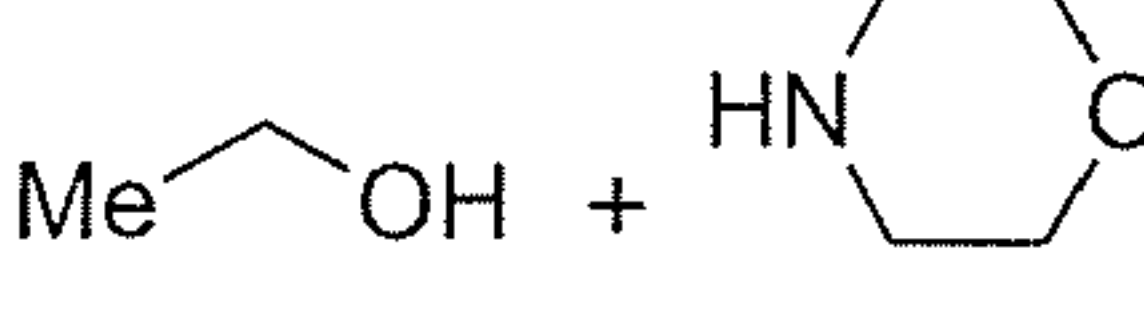
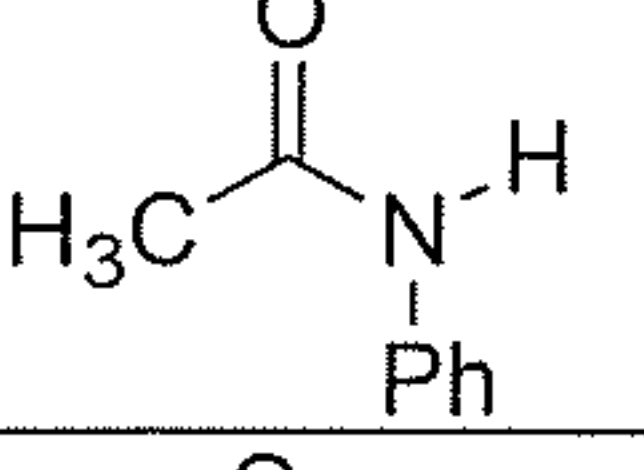
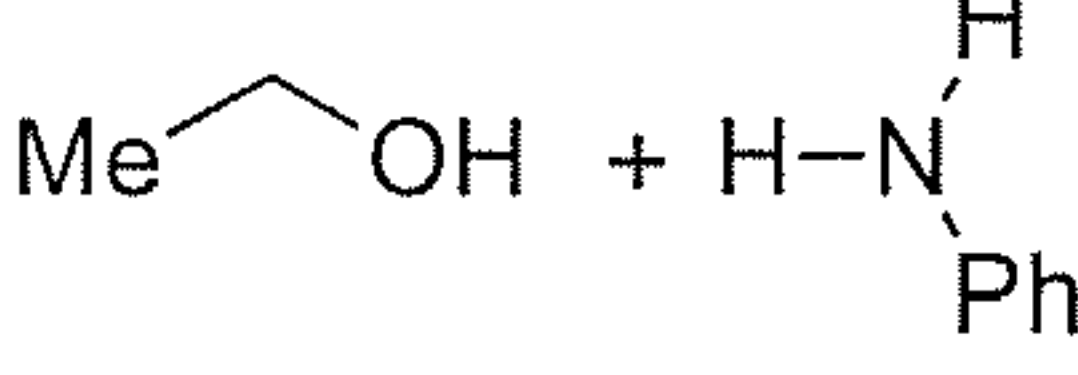
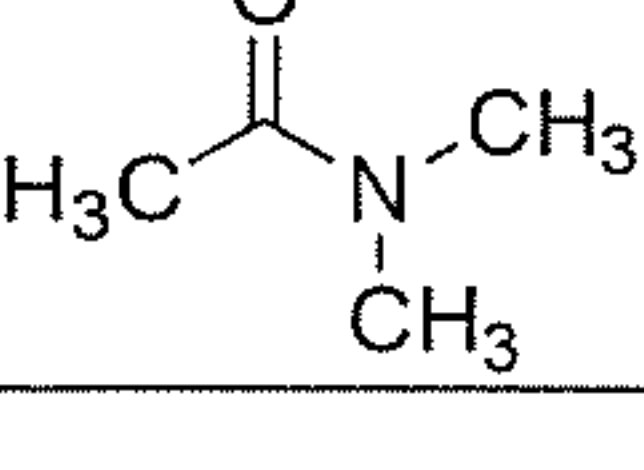
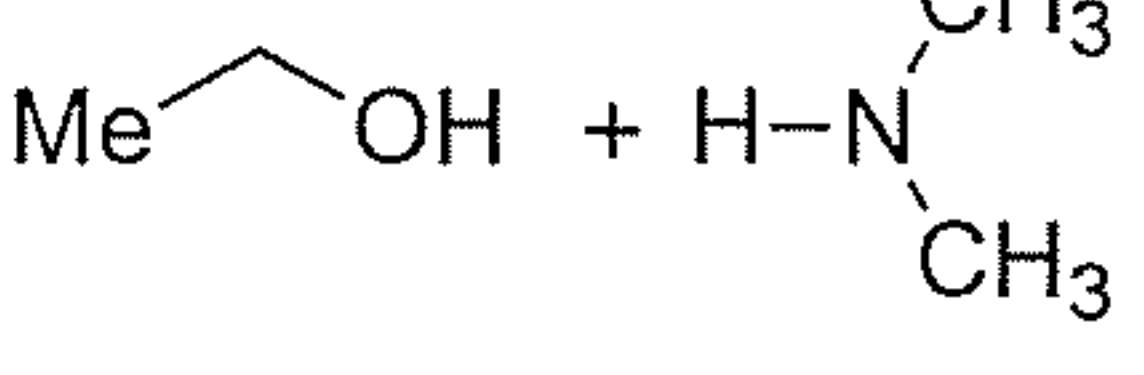
[00262] In some cases, the base-free catalyst is more active (or of comparable activity) than systems that employ the added strong base {KN[Si(CH₃)₃]₂}. The results that employ the use of this base (called base-assisted) are shown for comparison.

[00263] *Substrate Screening*

[00264] Base free conversions were carried out using 0.1 mol% Ru: [Ru(η³-C₃H₅)(Ph₂PCH₂CH₂NH₂)₂]₂BF₄ (**5**) and 2 equiv. of NaBH₄ in 10 mL THF at 100°C and 50 atm H₂ for 24h. The base assisted hydrogenations were performed using 0.1 mol% *in situ* prepared [Ru(η³-C₃H₅)(Ph₂PCH₂CH₂NH₂)₂]₂BF₄ (**5**). Reaction Conditions 50 atm H₂, [Ru(η³-C₃H₅)(Ph₂PCH₂CH₂NH₂)₂]₂BF₄ (**5**)/ K[N[Si(CH₃)₃]=1:40, [substrate]=0.626 M in THF. For the hydrogenation of dimethylacetamide, anthracene was used as an internal standard. (See: John, J. M.; Bergens, S. H. *Angew. Chem. Int. Ed.* **2011**, 50, 10377.) All percentage conversions were determined using ¹H NMR. Results are shown in Table 5, below.

Table 5

Substrate	Product	Base Free Conversion (%)	Base Free Turnover	Base Assisted Conversion (%)	Base Assisted Turnover

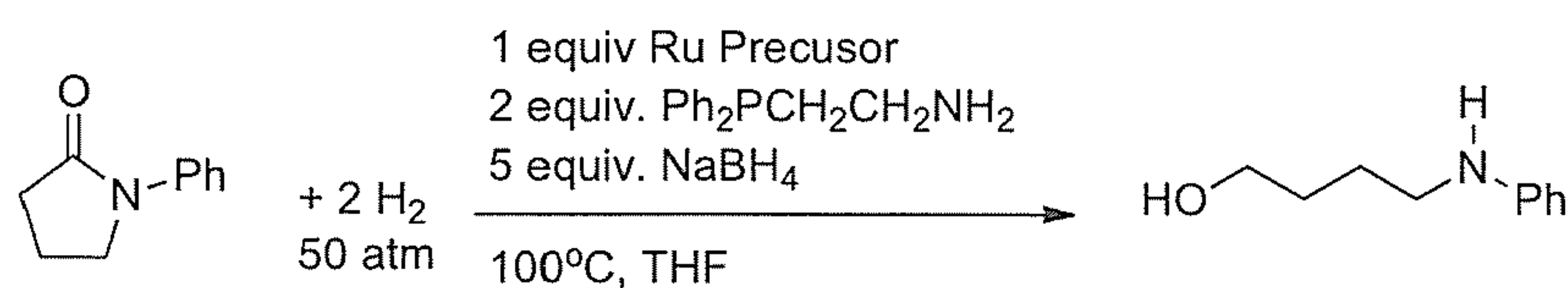
		91	913	100	1000
		100	1000	100	1000
		93	935	100	1000
		96	964	no data	no data
		80	806	70	700
		24	248	50	500

[00265] Example of *in situ* catalyst generation using $[Ru(\eta^3-C_3H_5)(Ph_2PCH_2CH_2NH_2)_2]BF_4$ (5), and 2 equiv. $NaBH_4$

[00266] Method was performed as above except for one modification. The high-pressure steel autoclave was heated and pressurized to 100°C and 50 atm of H_2 for 23 h. The autoclave was then allowed to cool to room temperature over the course of 1 h before taking an aliquot of a homogenous solution for 1H NMR.

[00267] Example 8: Precursor Screening

[00268] It was desirable to find a Ru-containing precursor that could reliably generate the active catalyst for P-P, P-N, and related ligand types. This screening experiment demonstrates that both $[Ru(COD)(Anthracene)]BF_4$ (3), and $[Ru(\eta^3-C_3H_5)(COD)(MeCN)_2]BF_4$ (4), can generate *in situ* catalysts of similar, high activity using the ligand $Ph_2P(CH_2)_2NH_2$ under base-free conditions.



[00269] Example *in situ* catalyst generation from $[Ru(COD)(Anthracene)]BF_4$, (3)

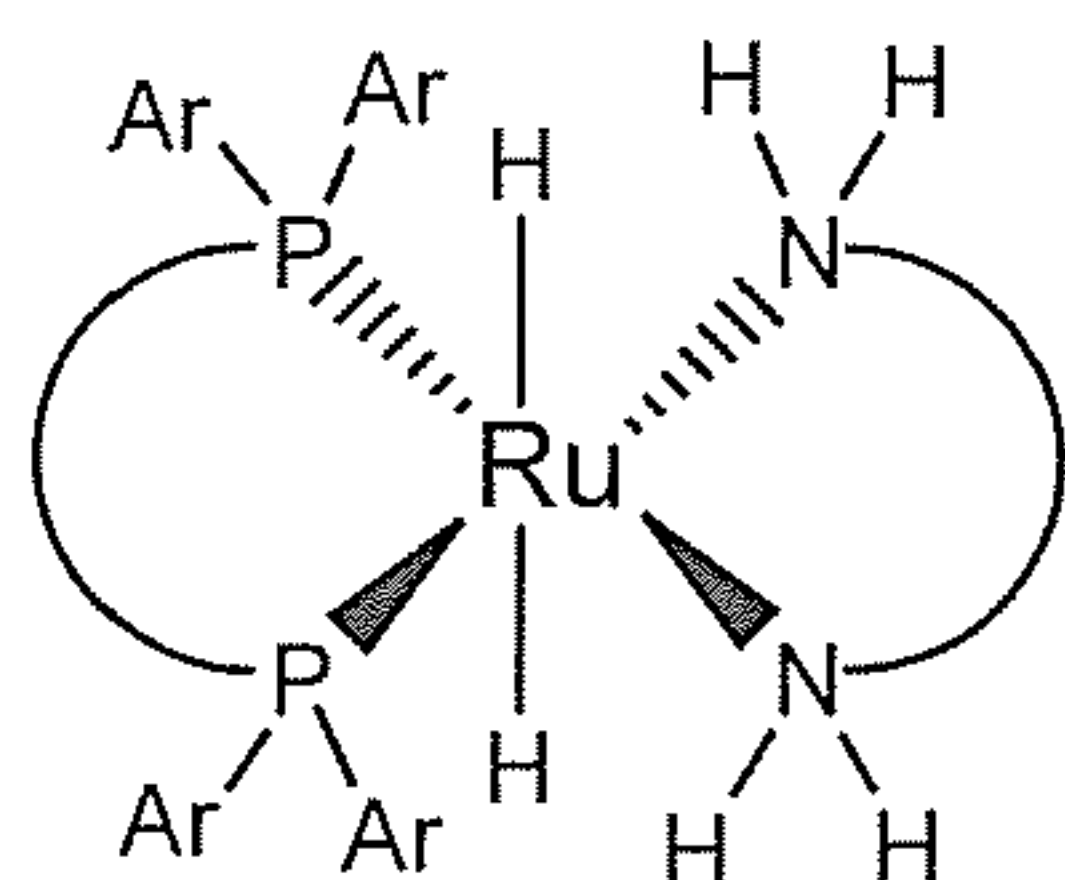
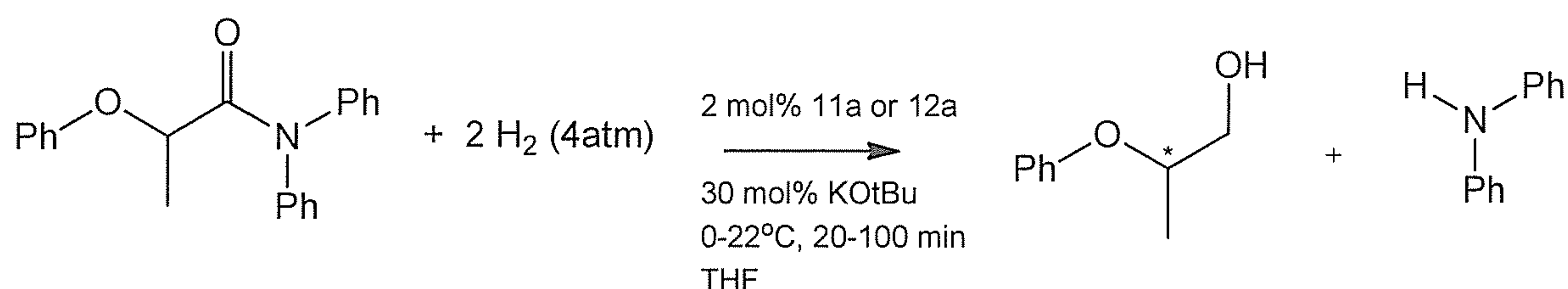
[00270] 0.02 mmol (9.5 mg) of [Ru(COD)(Anthracene)]BF₄ (**3**), and 0.10 mmol (3.8 mg) of NaBH₄ were weighed out into two separate NMR tubes in a glove box. 0.04 mmol (9.2 mg) of Ph₂PCH₂CH₂NH₂ was then added to the NMR tube containing the Ruthenium precursor via a syringe. This was immediately followed by the addition of 1.0 mL of freshly distilled THF. The NMR tube was then heated at 60°C for 30 min with periodic shaking. The light yellow solution was then cannulated under ~ 2 atm H₂ into the NMR tube containing the solid NaBH₄. The mixture was then heated at 60°C for 20 min during which the color of the solution became more intense. At the same time, 20.0 mmol (3.2216 g) of N-phenylpyrrolidinone was added to a high pressure steel autoclave and the autoclave purged with H₂ for 20 min. 5 mL of fresh anhydrous THF was then cannulated into the steel autoclave followed by the 1 mL catalyst THF solution and a 4 mL THF wash. The high-pressure steel autoclave was then heated and pressurized to 100°C and 50 atm of H₂ for 23 h. The autoclave was then allowed to cool to room temperature over the course of 1 h before taking an aliquot of the homogenous solution for ¹H NMR. The results are shown in Table 6.

Table 6

Ruthenium Precursor	Ru:Ph ₂ P(CH ₂) ₂ NH ₂ : NaBH ₄ : Substrate	Temp (°C)	Pressure H ₂ (atm)	Time (h)	Conversion (%)	Turnover
[Ru(COD)(Anthracene)] BF ₄	1:2:5:1000	100	50	24	66	660
[Ru(η ³ -C ₃ H ₅)(COD)- (MeCN ₂)]BF ₄	1:2:5:1000	100	50	24	71	710

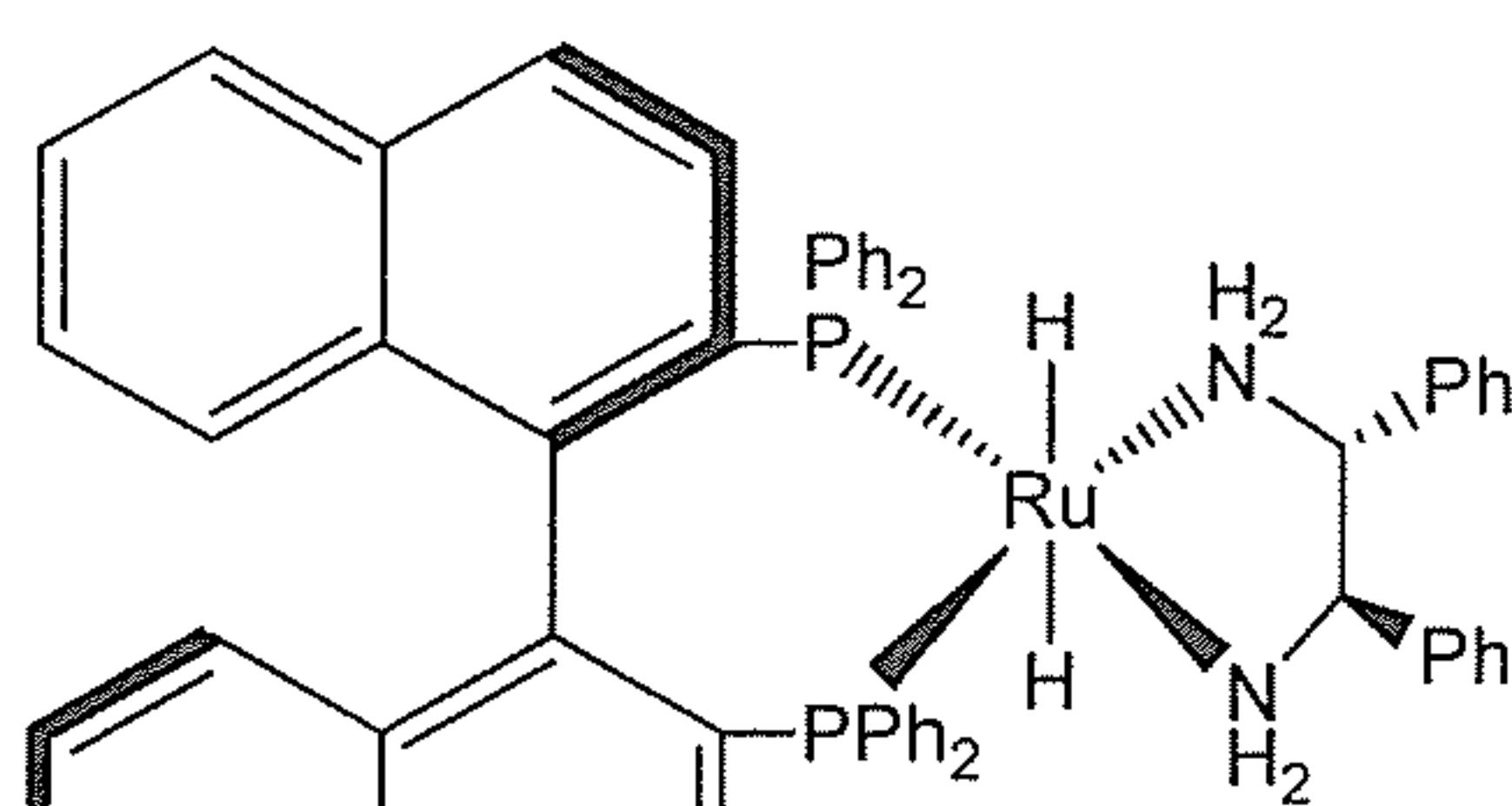
[00271] Example 9: Chiral Hydrogenation

[00272] α-Chiral amide hydrogenations can be carried out using the present catalysts. An enantioselective amide hydrogenation that proceeds via a dynamic kinetic resolution at the carbon α-to the amide group has been investigated. In summary, the α-carbon in the substrate (shown below) is chiral. This C-H bond on this carbon centre is also weakly acidic, and rapidly racemizes in the presence of excess base during the catalytic hydrogenation. (dach = 1,2-diaminocyclohexane)

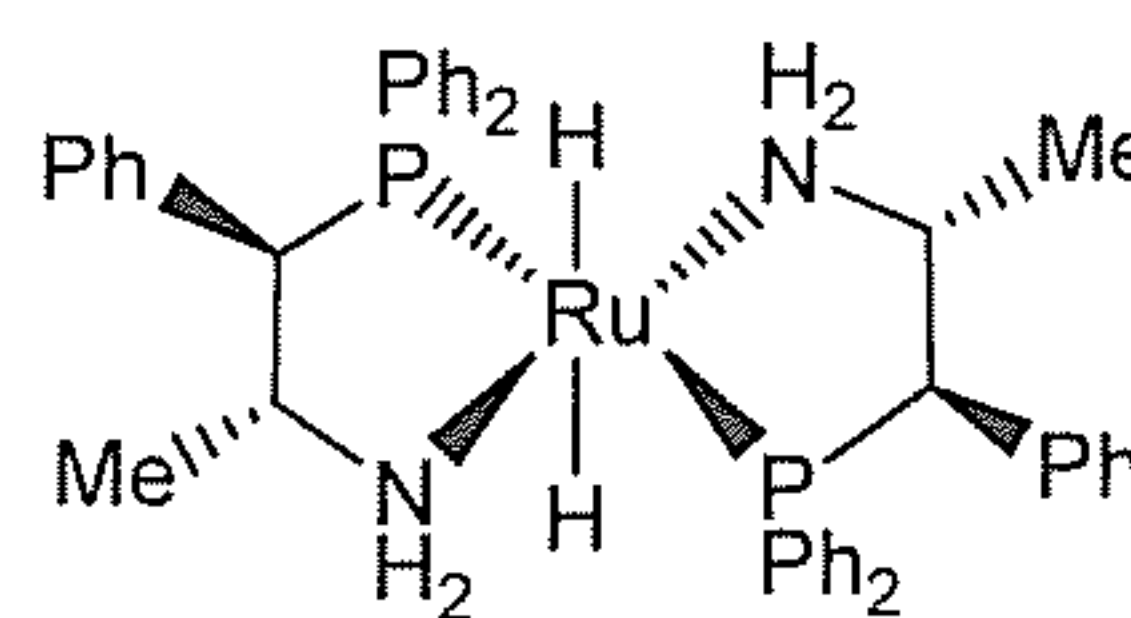


(11)

- 11a = Ru(H)₂{(R)-BINAP}{(R,R)-dpen}
 11b = Ru(H)₂{(R)-3,5-Xylyl-BINAP}{(R,R)-dpen}
 11c = Ru(H)₂{(R)-Tol-BINAP}{(R,R)-dpen}
 11d = Ru(H)₂{(R)-BINAP}{(R,R)-dach}
 11e = Ru(H)₂{(R,S)-Josiphos}{(R,R)-dpen}



(11a)



(12a)

[00273] In these reactions, the excess base is 30% KOtBu. The C-H bond in the product alcohol is not acidic, and the carbon centre does not racemize in the product. Thus, a chiral catalyst can, in principle, hydrogenate one enantiomer of the above substrate to generate one enantiomer of the product. The leftover starting amide replenishes the reacted enantiomer via the base-catalyzed racemization, and so on, until all is converted into one enantiomer of the product alcohol.

[00274] These hydrogenation reactions, carried out with excess base, can proceed under conditions as mild as 0°C under pressures as low as 4 atm H₂. Such conditions are extremely mild compared to those previously found, which often require high pressures of H₂ and high temperatures to proceed. The catalyst loadings used for these reactions were higher than those used with base.

[00275] *General Procedure for the Hydrogenation of α -Chiral Amide using RuCl₂{(R,R)(Ph₂PCH(Ph)CH(Me)NH₂)}₂*

[00276] 0.01 mmol (8.1 mg) of $\text{RuCl}_2\{(R,R)(\text{Ph}_2\text{PCH}(\text{Ph})\text{CH}(\text{Me})\text{NH}_2)_2$ (**12a**), and 0.15 mmol (16.8 mg) of KOtBu were weighed out into two separate NMR tubes in a glove box. 1 mL of freshly distilled THF was then added to each of the NMR tubes and then shaken to dissolve the compounds. A low-pressure glass reactor was then charged with 0.5 mmol of amide and then purged for 10 min with H_2 . The catalyst precursor solution was then cannulated into the reactor under H_2 followed by KOtBu solution and a 2 mL THF wash. The reactor was then pressurized to 4 atm H_2 . The reaction was then monitored every 20 min by removing a sample and recording the ^1H NMR.

[00277] Several amides and catalysts have been screened using this reaction, and determined the enantiomeric excess of the product alcohols. The data obtained is summarized in table 7, below. Percentage conversion was determined by ^1H NMR. Percentage enantiomeric excess (ee) was determined by HPLC using CHIRALPAK TM IB Column, reaction conditions: 4 atm H_2 , room temperature (22°C), [Substrate] = 0.125 M (4 mL THF).

Table 7

Catalyst	Temperature (°C)	Time (min)	Conversion (%)	ee (%)
11a	22	20	100	58
11a	0	100	100	60
11b	22	20	100	54
11c	22	20	100	63
11d	22	80	100	57
11e	22	100	100	18
12a	22	30	100	1
12a	- 80 - 22	1020	0	0

[00278] *Substrate 1*

[00279] The reaction conditions were carried out substantially as described above. The specific conditions for this experiment were: 4 atm H_2 , room temperature (22°C), [Substrate] = 0.125 M (4 mL THF). Results are shown in Table 8.

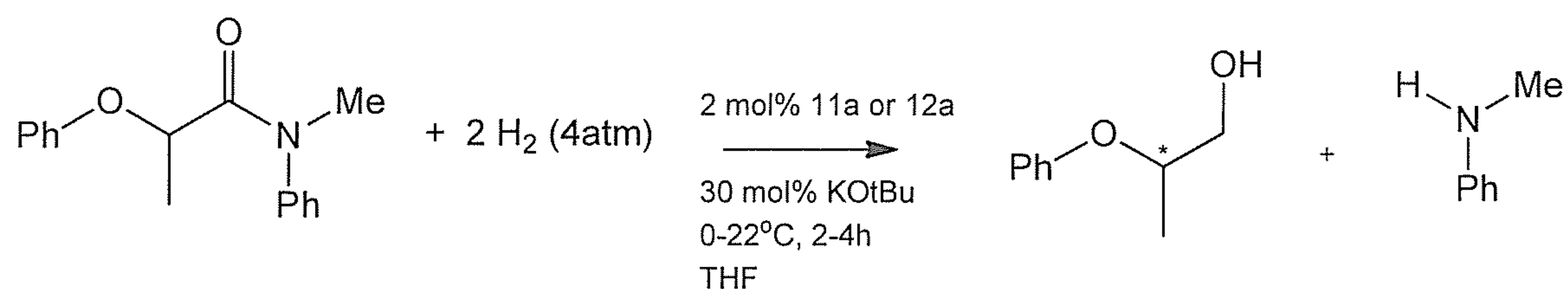


Table 8

Catalyst	Substrate	Temperature (°C)	Time (h)	Conversion (%)	ee (%)
11a		22	4	100	Near zero
12a		22	2	100	Near zero

[00280] *Substrate 2*

[00281] The reaction conditions were carried out substantially as described above. The specific conditions for this experiment were: 4 atm H₂, room temperature (22°C), [Substrate] = 0.125 M (4 mL THF). Results are shown in table 9, below.

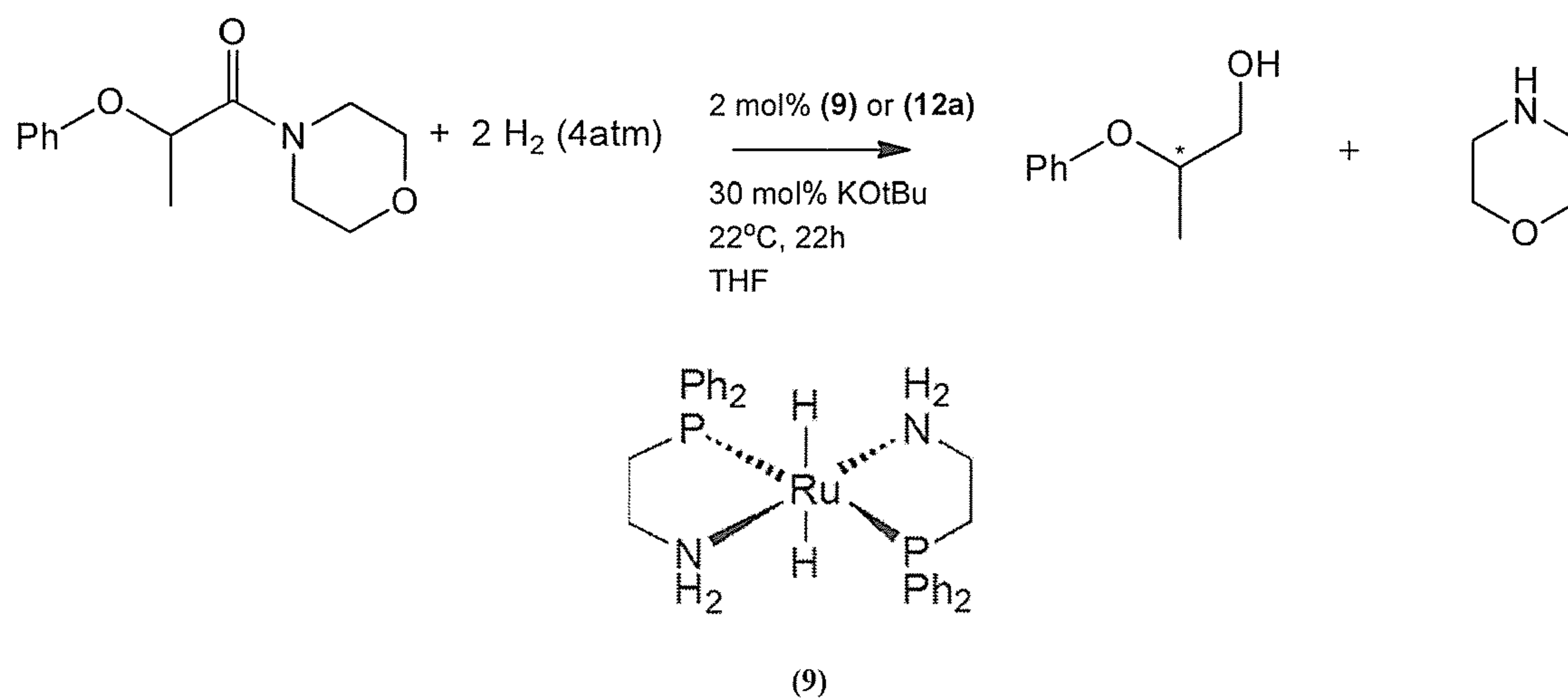
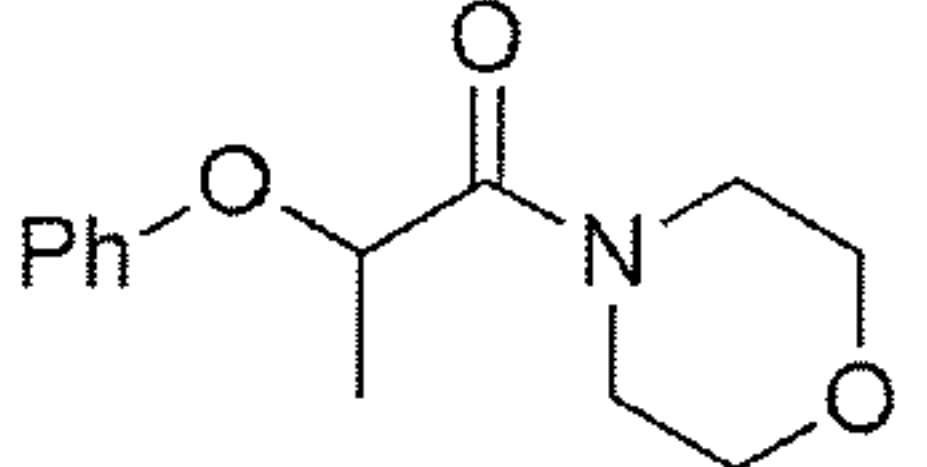
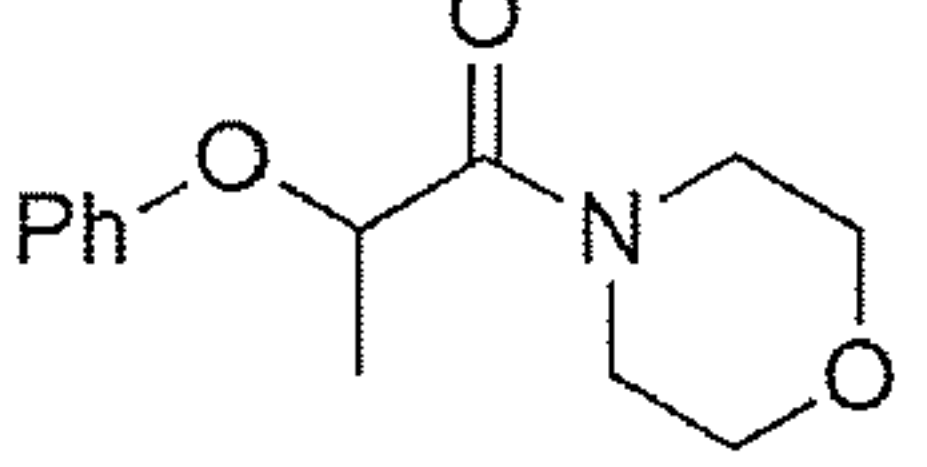


Table 9

Catalyst	Substrate	Temperature (°C)	Time (h)	Conversion (%)	Turnover	ee (%)
----------	-----------	------------------	----------	----------------	----------	--------

12a		22	22	69	35	no data
9		22	22	55	30	no data

[00282] *Substrate 3*

[00283] The reaction conditions were carried out substantially as described above. The specific conditions for this experiment were: 4 atm H₂, room temperature (22°C), [Substrate] = 0.025 M (4 mL THF). Results are shown in table 10, below.

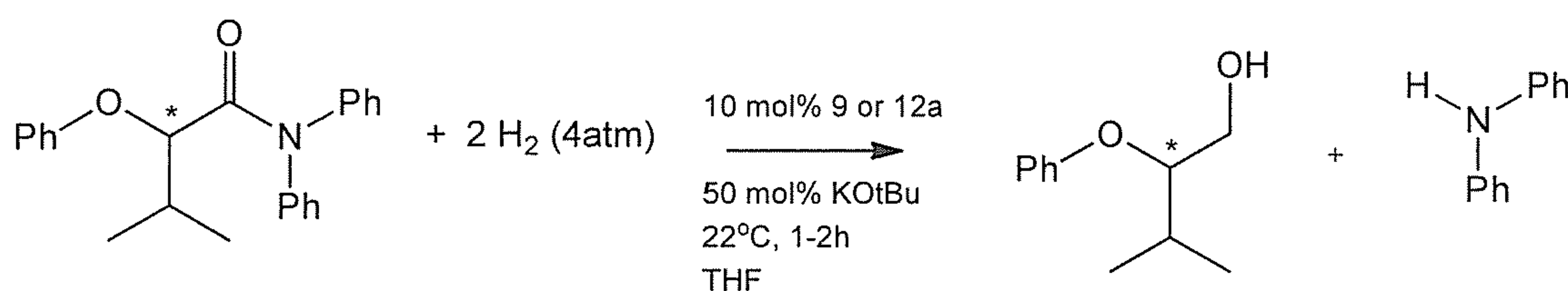
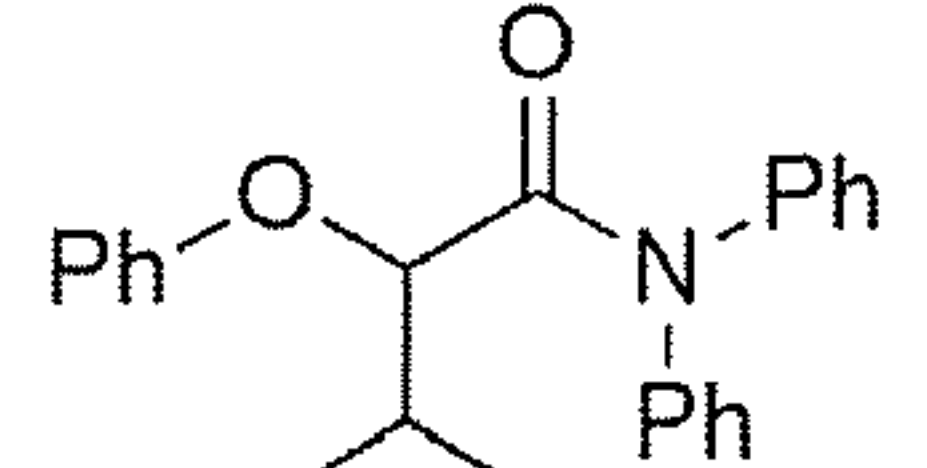
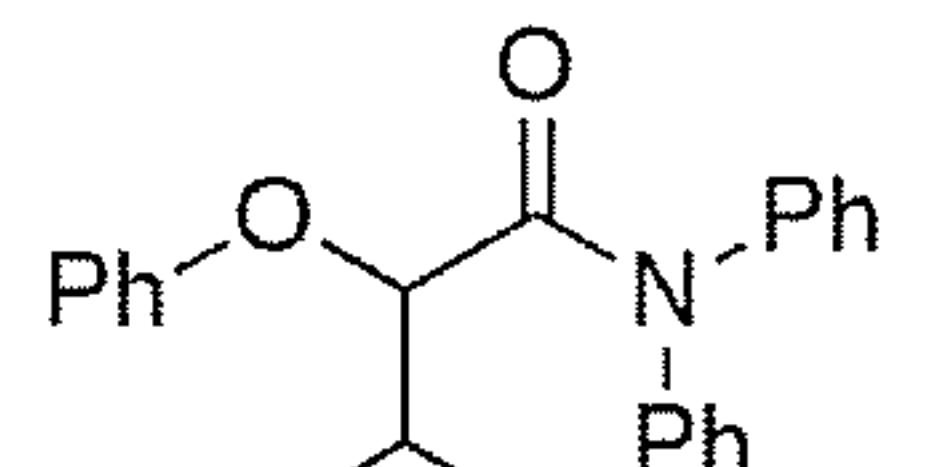


Table 10

Catalyst	Substrate	Temperature (°C)	Time (h)	Conversion (%)
12a		22	1	100
9		22	2	100

[00284] All publications, patents and patent applications mentioned in this Specification are indicative of the level of skill of those skilled in the art to which this invention pertains and are herein incorporated by reference to the same extent as if each individual publication, patent, or patent application was specifically and individually indicated to be incorporated by reference.

[00285] The invention being thus described, it will be obvious that the same may be varied in many ways. Such variations are not to be regarded as a departure from the spirit and scope of

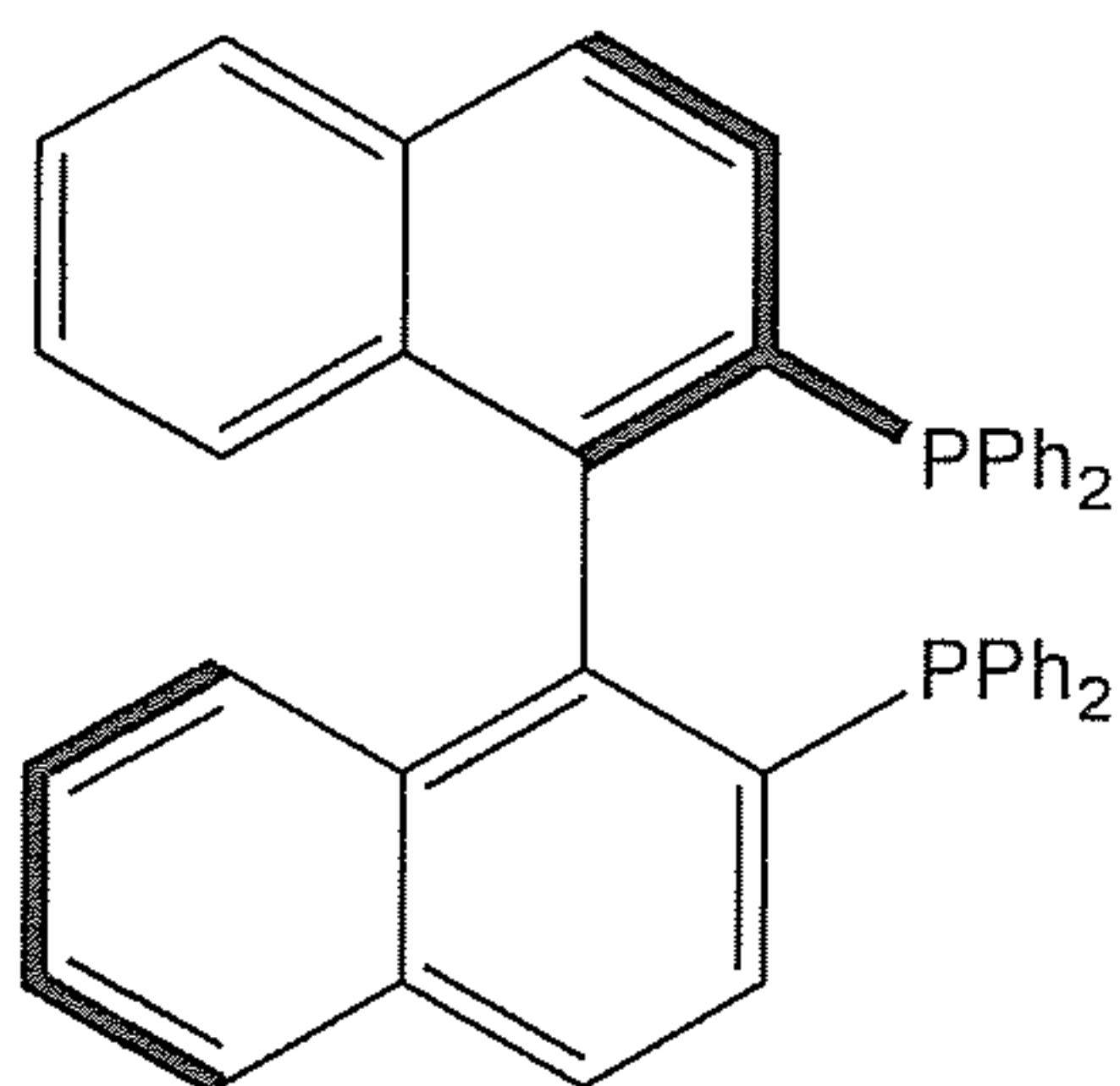
the invention, and all such modifications as would be obvious to one skilled in the art are intended to be included within the scope of the following claims.

THE EMBODIMENTS OF THE INVENTION IN WHICH AN EXCLUSIVE PROPERTY OR PRIVILEGE IS CLAIMED ARE DEFINED AS FOLLOWS:

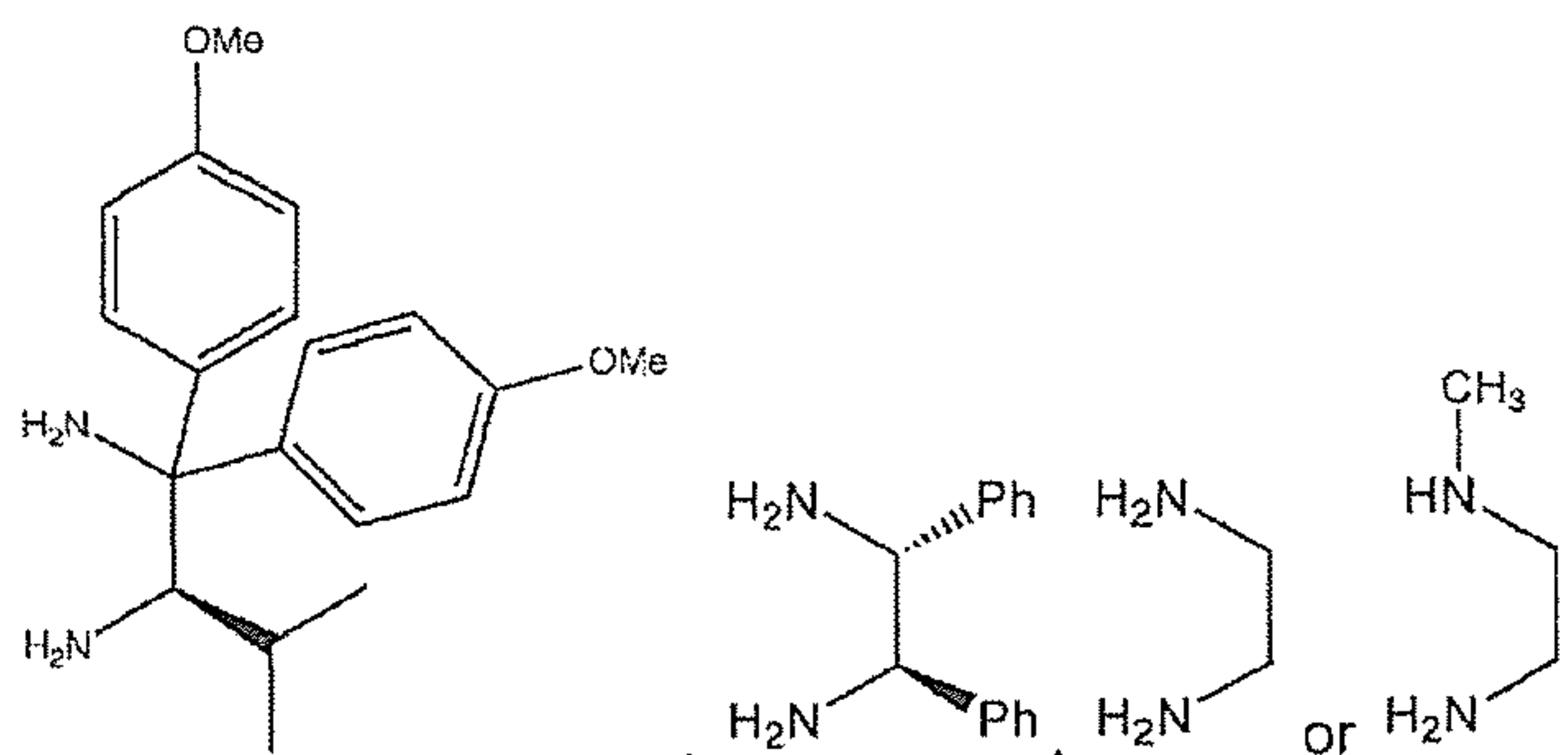
1. A process for the reduction an amide bond in a substrate comprising:
contacting the substrate with hydrogen gas and a transition metal catalyst complex under conditions suitable to cleave the amide bond,
wherein said process is performed in the presence of a base or in the absence of base and wherein, when said process is performed in the presence of a base and the transition metal catalyst complex is present at an amount of 1 mol% or more, the process is performed (i) at a temperature of 100°C or less; (ii) using hydrogen gas at a pressure less than 10 atm; or (iii) at a temperature of 100°C or less and using hydrogen gas at a pressure less than 10 atm.
2. The process of claim 1, wherein the transition metal is Ru, Fe, Rh, Ir, Pd, Cu, Co, Pt, Ti, Zr, Os or Hf.
3. The process of claim 1, wherein the transition metal is Ru.
4. The process of any one of claims 1-3, wherein the transition metal catalyst complex comprises the transition metal coordinated to one to four ligands selected from:
 - (i) a bidentate diphosphine (P-P) ligand;
 - (ii) a bidentate diamino (N-N) ligand;
 - (iii) a bidentate aminophosphine (P-N) ligand;
 - (iv) a tridentate diaminophosphine (P-N-N) ligand;
 - (v) a tridentate aminodiphosphine (P-N-P) ligand;
 - (vi) a tetradentate diaminodiphosphine (P-N-N-P) ligand;
 - (vii) a monodentate phosphine (P) ligand; and
 - (viii) a monodentate amine (N) ligand;and optionally one or more ligands selected from:
a hydride ligand;
a neutral monodentate ligand; and
an anionic monodentate ligand,

wherein if the transition metal catalyst complex is cationic, the transition metal catalyst complex further comprises one or more suitable counteranions.

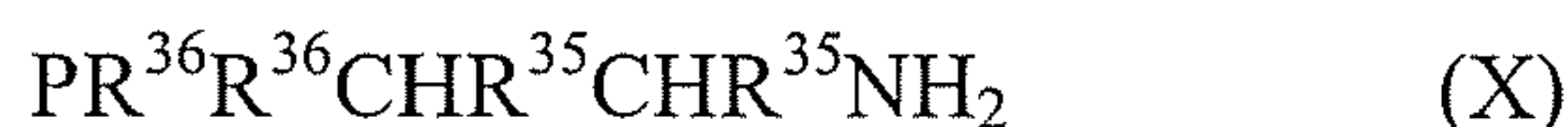
5. The process of claim 4, wherein the bidentate diphosphine (P-P) ligand is



6. The process of claim 4, wherein the bidentate diamino (N-N) ligand is

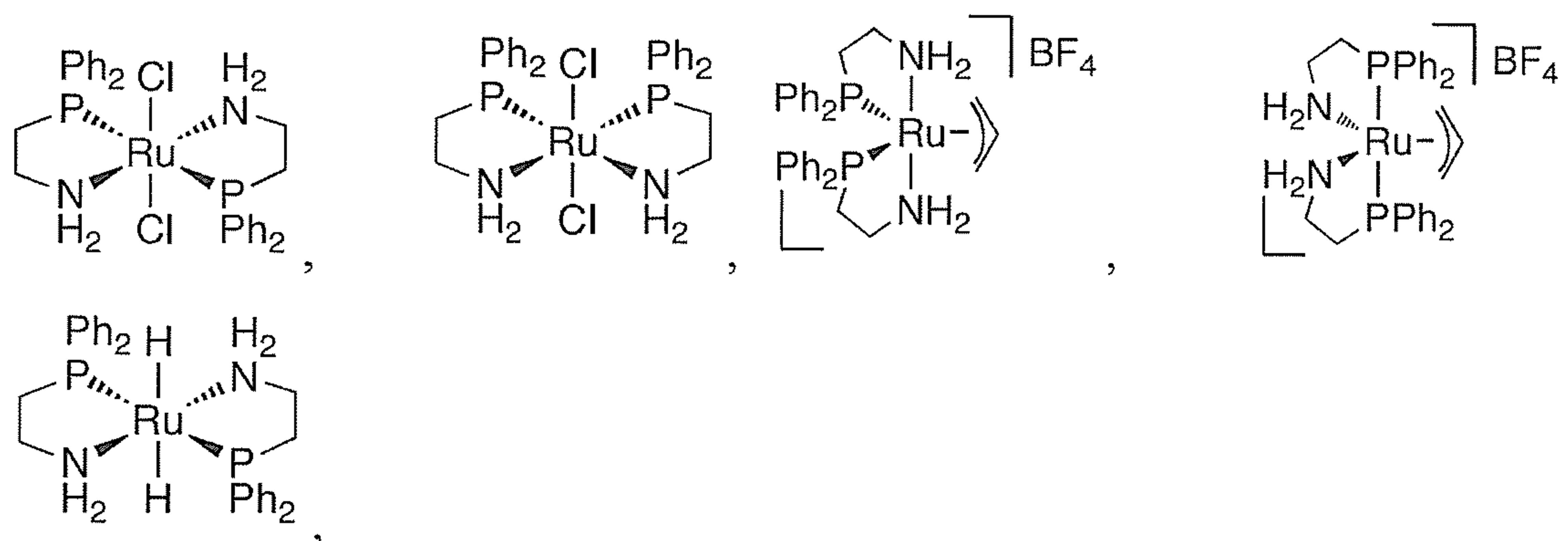


7. The process of claim 4, wherein the bidentate aminophosphine (P-N) ligand has the Formula (X)



wherein each R^{35} is independently H, (C_{1-10}) alkyl, (C_{1-10}) alkyl fluoro-substituted (C_{1-4}) -alkyl, halo, (C_{1-10}) cycloalkyl, fluoro-substituted (C_{1-10}) cycloalkyl, (C_{1-10}) -alkoxy, fluoro-substituted (C_{1-10}) -alkoxy, unsubstituted and substituted phenyl and substituted and unsubstituted naphthyl, or adjacent substituents are joined together to form, including the carbon atoms to which they are attached, one or more unsubstituted or substituted phenylene, cyclohexylene, naphthylene, pyridylene or ferrocenylene groups, and each R^{36} is independently (C_{4-10}) alkyl, (C_{4-10}) cycloalkyl, or phenyl, each of which may be optionally substituted.

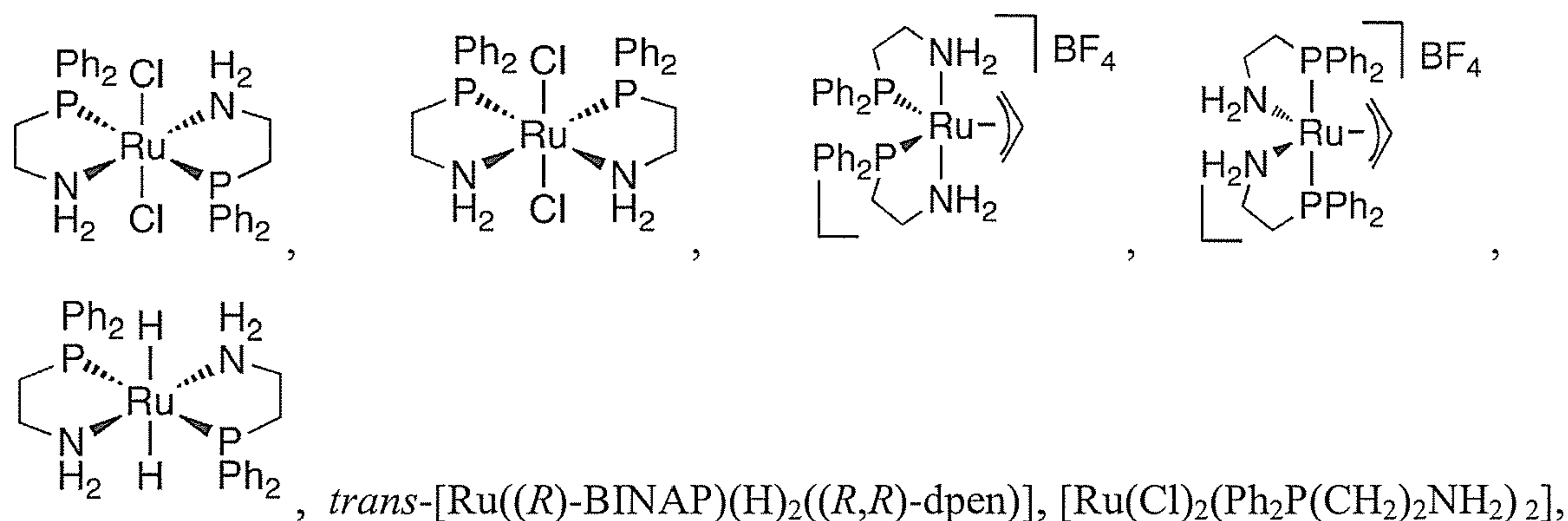
8. The process of any one of claims 1-4, wherein the transition metal catalyst is:



trans-[Ru((*R*)-BINAP)(H)₂((*R,R*)-dpen)], [Ru(Cl)₂(Ph₂P(CH₂)₂NH₂)₂], [Ru(COD)(Anthracene)]BF₄, *cis*-[Ru(CH₃CN)₂(η³-C₃H₅)(COD)]BF₄, [Ru(Ph₂PCH₂CH₂NH₂)₂(η³-C₃H₅)]BF₄, *trans*-[Ru(H)₂(Ph₂P(CH₂)₂NH₂)₂], [Ru(H)(Ph₂P(CH₂)₂NH₂)(Ph₂P(CH₂)₂NH)], [Ru(Cl)₂(Cy₂PCH₂CH₂NH₂)₂] (Cy = cyclohexyl), or an isomer thereof.

9. The process of any one of claims 1-8 wherein the transition metal catalyst complex is chiral.
10. The process of any one of claims 1-9, wherein the substrate is chiral.
11. The process of any one of claims 1-10, wherein the process of the amide bond cleavage of the substrate produces an alcohol and an amine.
12. The process of any one of claims 1-11, wherein the process of the amide bond cleavage of the substrate generates products that are enantiomerically enriched.
13. The process of any one of claims 1-11, wherein the process of the amide bond cleavage of the substrate generates a chiral product.
14. The process of any one of claims 1-13, wherein the process is performed in a solvent selected from tetrahydrofuran (THF), diethyl ether, chlorinated solvents, toluene and mixtures thereof.
15. The process of any one of claims 1-14, wherein the hydrogen gas is used at a pressure in the range of from about 1 atm to about 100 atm.
16. The process of any one of claims 1-14, wherein the hydrogen gas is used at a pressure under about 50 atm.

17. The process of any one of claims 1-16, wherein the process is performed in the presence of a base and the transition metal catalyst complex is present at an amount of 1 mol% or less.
18. The process of claim 17, wherein the transition metal catalyst complex is present at an amount of about 0.5 mol% or less, or about 0.1 mol% or less, or from about 0.1 mol% to about 0.01 mol%.
19. The process of claim 17 or 18, wherein the process is performed at a temperature of 100°C or less and the hydrogen gas is used at a pressure of 50 atm or less.
20. The process of any one of claims 1-14, wherein the process is performed in the presence of a base, the transition metal catalyst is present at an amount less than about 10 mol%, the hydrogen gas is used at a pressure of about 4 atm or less and the process is carried out at a temperature of 0°C or higher.
21. The process of claim 20, wherein the process is carried out at a temperature of from about 22°C to about 0°C.
22. The process of any one of claims 17-21, wherein the base is an organic non-coordinating base, a carbonate salt, a carboxylate salt, an alcoholate salt, a hydroxide salt or a silazine salt.
23. The process of claim 22, wherein the base is tBuOK or $[(\text{CH}_3)_3\text{Si}]_2\text{NK}$.
24. The process of any one of claims 1-16, wherein the process is performed in the absence of base and the hydrogen gas is used at a pressure less than about 10 atm, or less than about 5 atm.
25. The process of any one of claims 1-16 or 24, wherein the process is performed at a temperature of from about -50°C to about 150°C.
26. A transition metal catalyst complex selected from:



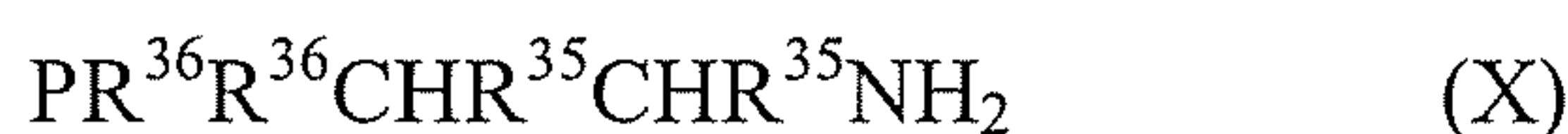
[Ru(COD)(Anthracene)]BF₄, *cis*-[Ru(CH₃CN)₂(η³-C₃H₅)(COD)]BF₄,
 [Ru(Ph₂PCH₂CH₂NH₂)₂(η³-C₃H₅)]BF₄, *trans*-[Ru(H)₂(Ph₂P(CH₂)₂NH₂)₂],
 [Ru(H)(Ph₂P(CH₂)₂NH₂) (Ph₂P(CH₂)₂NH)], [Ru(Cl)₂(Cy₂PCH₂CH₂NH₂)₂] (Cy = cyclohexyl),
 and isomers thereof.

27. A process for the reduction an amide bond in a substrate comprising:

contacting the substrate with hydrogen gas and a transition metal catalyst complex under conditions suitable to cleave the amide bond,

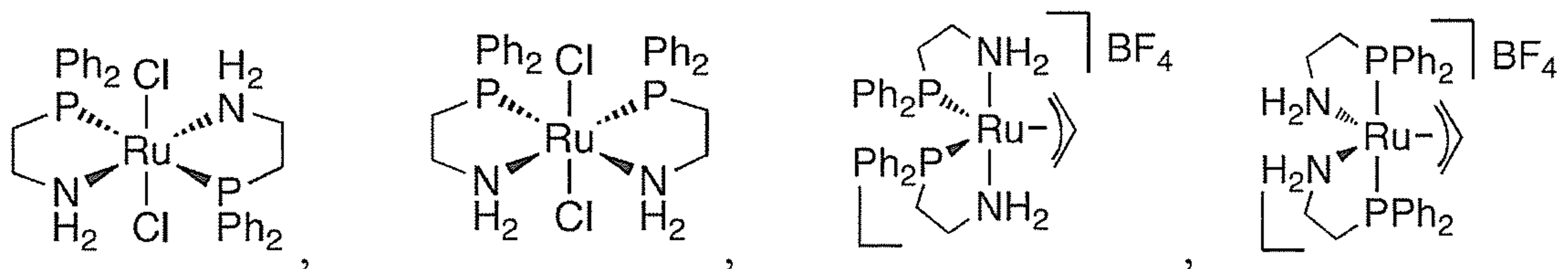
wherein the transition metal catalyst complex comprises at least one bidentate aminophosphine (P-N) ligand.

28. The process of claim 27, wherein the bidentate aminophosphine (P-N) ligand has the Formula (X)



wherein each R³⁵ is independently H, (C₁₋₁₀)alkyl, (C₁₋₁₀)alkyl fluoro-substituted (C₁₋₄)-alkyl, halo, (C₁₋₁₀)cycloalkyl, fluoro-substituted (C₁₋₁₀)cycloalkyl, (C₁₋₁₀)-alkoxy, fluoro-substituted (C₁₋₁₀)-alkoxy, unsubstituted and substituted phenyl and substituted and unsubstituted naphthyl, or adjacent substituents are joined together to form, including the carbon atoms to which they are attached, one or more unsubstituted or substituted phenylene, cyclohexylene, naphthylene, pyridylene or ferrocenylene groups, and each R³⁶ is independently (C₄₋₁₀) alkyl, (C₄₋₁₀) cycloalkyl, or phenyl, each of which may be optionally substituted.

29. The process of claim 27 or claim 28, wherein the transition metal catalyst complex is



[Ru(Cl)₂(Ph₂P(CH₂)₂NH₂)₂], [Ru(Ph₂PCH₂CH₂NH₂)₂(η³-C₃H₅)]BF₄, *trans*-
 [Ru(H)₂(Ph₂P(CH₂)₂NH₂)₂], [Ru(H)(Ph₂P(CH₂)₂NH₂) (Ph₂P(CH₂)₂NH)],
 [Ru(Cl)₂(Cy₂PCH₂CH₂NH₂)₂] (Cy = cyclohexyl), or an isomer thereof.

30. The process of any one of claims 27-29, wherein the substrate is chiral.
31. The process of any one of claims 27-30, wherein the process of the amide bond cleavage of the substrate produces an alcohol and an amine.
32. The process of any one of claims 27-31, wherein the process of the amide bond cleavage of the substrate generates products that are enantiomerically enriched.
33. The process of any one of claims 27-31, wherein the process of the amide bond cleavage of the substrate generates a chiral product.
34. The process of any one of claims 27-33, wherein the process is performed in a solvent selected from tetrahydrofuran (THF), diethyl ether, chlorinated solvents, toluene and mixtures thereof.
35. The process of any one of claims 27-34, wherein the hydrogen gas is used at a pressure in the range of from about 1 atm to about 100 atm.
36. The process of any one of claims 27-34, wherein the hydrogen gas is used at a pressure less than about 50 atm.
37. The process of any one of claims 27-34, wherein the process is performed in the presence of a base and the transition metal catalyst complex is present at an amount of 1 mol% or less.
38. The process of any one of claims 27-36, wherein the process is performed in the presence of a base, the transition metal catalyst is present at an amount less than about 10 mol%, the hydrogen gas is used at a pressure of about 4 atm or less and the process is carried out at a temperature of 0°C or higher.
39. The process of claim 37 or 38, wherein the base is an organic non-coordinating base, a carbonate salt, a carboxylate salt, an alcoholate salt, a hydroxide salt or a silazine salt.
40. The process of claim 39, wherein the base is tBuOK or $[(\text{CH}_3)_3\text{Si}]_2\text{NK}$.
41. The process of any one of claims 27-40, wherein the transition metal catalyst complex is present at an amount of about 0.5 mol% or less, or about 0.1 mol% or less or from about 0.1 mol% to about 0.01 mol%.
42. The process of any one of claims 27-40, wherein the process is performed at a temperature of 100°C or less and the hydrogen gas is used at a pressure of 50 atm or less.

43. The process of any one of claims 27-39, wherein the process is performed in the absence of base and the hydrogen gas is used at a pressure less than about 10 atm, or less than about 5 atm.

44. The process of any one of claims 27-43, wherein the process is performed at a temperature of from about -50°C to about 150°C.

45. A process for the reduction an amide bond in a substrate comprising:

contacting the substrate with hydrogen gas and a transition metal catalyst complex under conditions suitable to cleave the amide bond, wherein said process is performed in the presence of a base or in the absence of base, and wherein said transition metal catalyst complex can catalyze the cleavage of the amide bond in the absence of base or said transition metal catalyst complex can catalyze the cleavage of the amide bond in the presence of base when the transition metal catalyst is present at an amount of less than 1 mol% or when the transition metal catalyst is present at an amount of 1 mol% or more and the process is performed (i) at a temperature of 100°C or less; (ii) using hydrogen gas at a pressure of less than 10 atm; or (iii) at a temperature of 100°C or less and using hydrogen gas at a pressure less than 10 atm.

46. The process of claim 45, wherein the transition metal is Ru, Fe, Rh, Ir, Pd, Cu, Co, Pt, Ti, Zr, Os or Hf.

47. The process of claim 45, wherein the transition metal is Ru.

48. The process of any one of claims 45-47, wherein the transition metal catalyst complex comprises the transition metal coordinated to one to four ligands selected from:

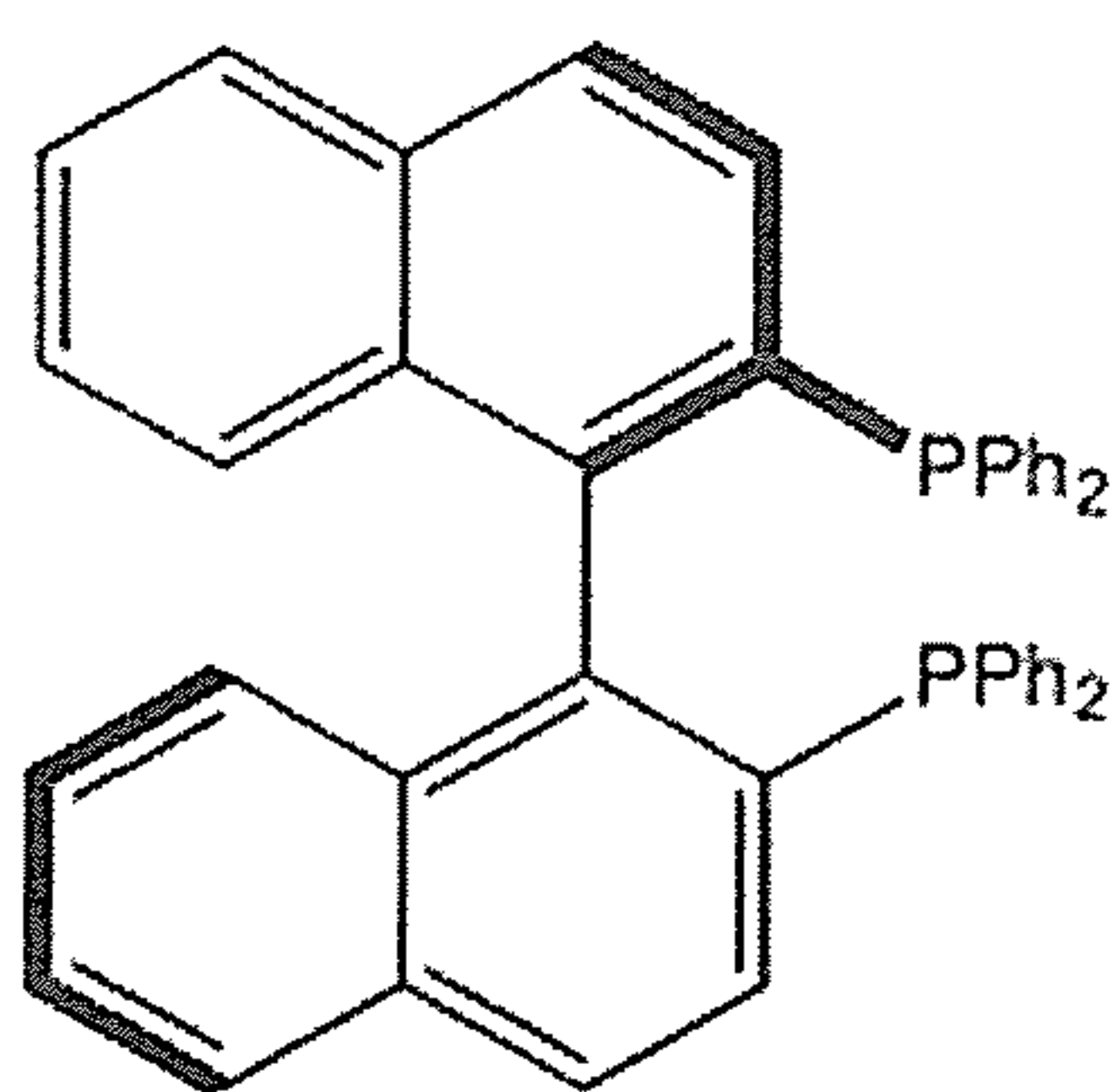
- (i) a bidentate diphosphine (P-P) ligand;
- (ii) a bidentate diamino (N-N) ligand;
- (iii) a bidentate aminophosphine (P-N) ligand;
- (iv) a tridentate diaminophosphine (P-N-N) ligand;
- (v) a tridentate aminodiphosphine (P-N-P) ligand;
- (vi) a tetradentate diaminodiphosphine (P-N-N-P) ligand;
- (vii) a monodentate phosphine (P) ligand; and
- (viii) a monodentate amine (N) ligand;

and optionally one or more ligands selected from:

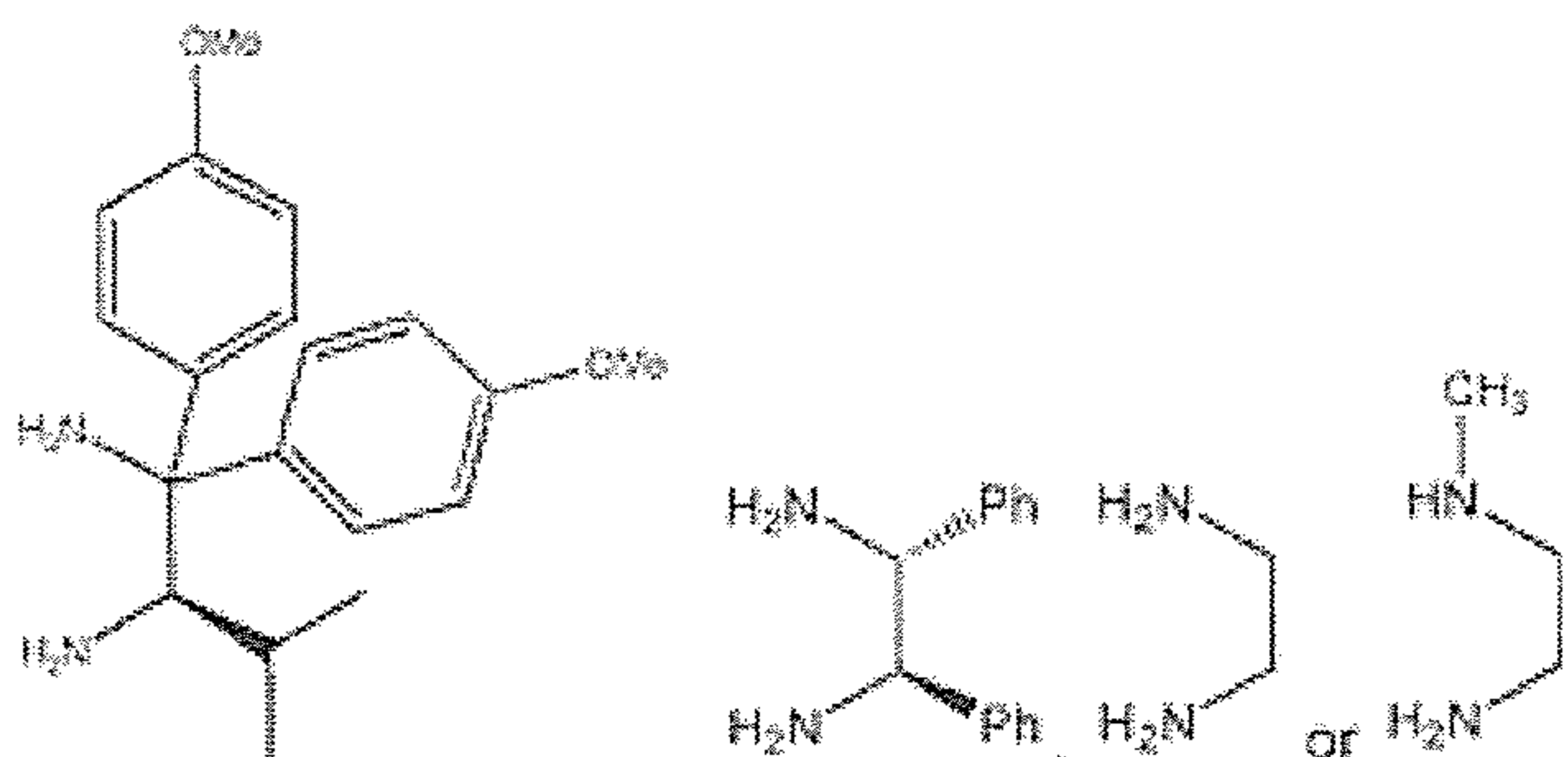
- a hydride ligand;
- a neutral monodentate ligand; and
- an anionic monodentate ligand,

wherein if the transition metal catalyst complex is cationic, the transition metal catalyst complex further comprises one or more suitable counteranions.

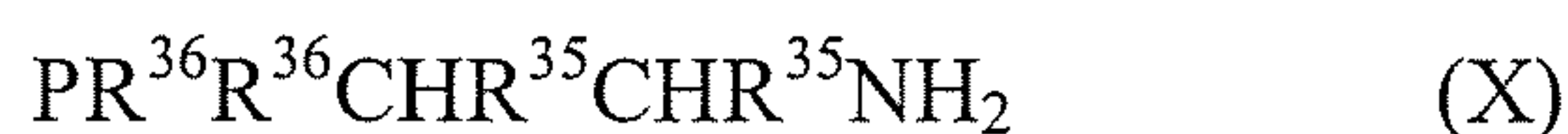
49. The process of claim 48, wherein the bidentate diphosphine (P-P) ligand is



50. The process of claim 48, wherein the bidentate diamino (N-N) ligand is



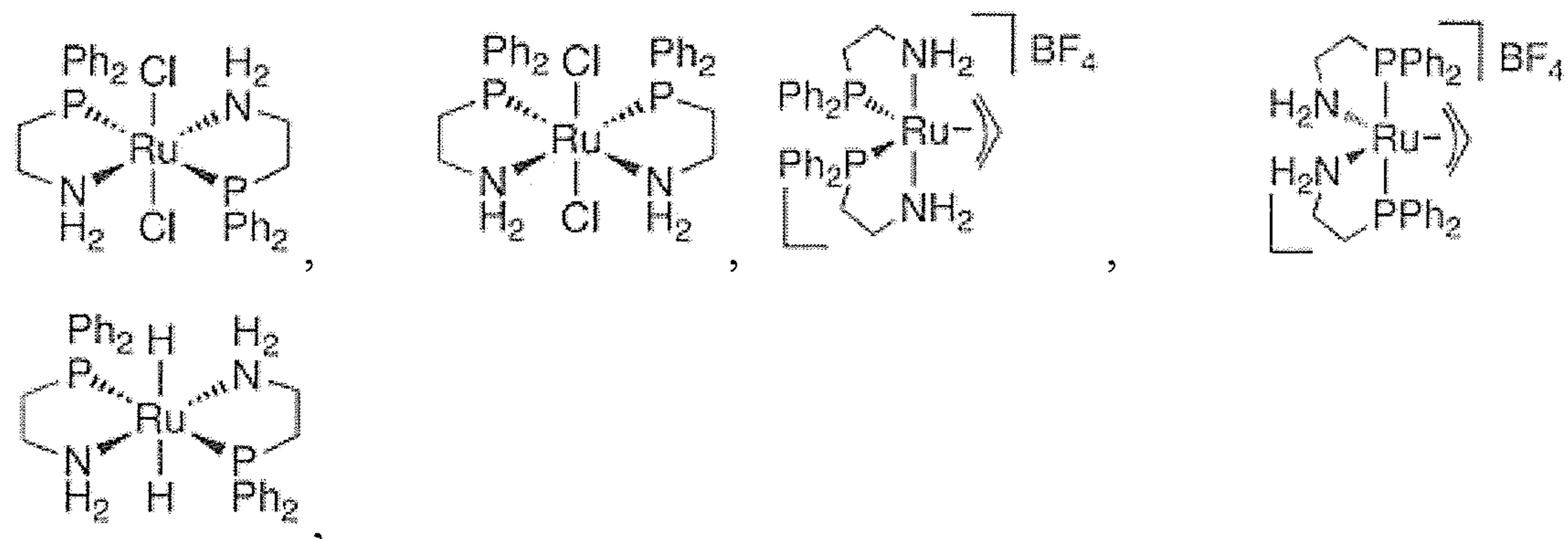
51. The process of claim 48, wherein the bidentate aminophosphine (P-N) ligand has the Formula (X)



wherein each R^{35} is independently H, (C_{1-10}) alkyl, (C_{1-10}) alkyl fluoro-substituted (C_{1-4}) -alkyl, halo, (C_{1-10}) cycloalkyl, fluoro-substituted (C_{1-10}) cycloalkyl, (C_{1-10}) -alkoxy, fluoro-substituted (C_{1-10}) -alkoxy, unsubstituted and substituted phenyl and substituted and unsubstituted naphthyl, or adjacent substituents are joined together to form, including the carbon atoms to which they are attached, one or more unsubstituted or substituted phenylene, cyclohexylene, naphthylene,

pyridylene or ferrocenylene groups, and each R³⁶ is independently (C₄₋₁₀) alkyl, (C₄₋₁₀) cycloalkyl, or phenyl, each of which may be optionally substituted.

52. The process of any one of claims 45-48, wherein the transition metal catalyst is:



trans-[Ru((*R*)-BINAP)(H)₂((*R,R*)-dppe)], [Ru(Cl)₂(Ph₂P(CH₂)₂NH₂)₂], [Ru(COD)(Anthracene)]BF₄, *cis*-[Ru(CH₃CN)₂(η³-C₃H₅)(COD)]BF₄, [Ru(Ph₂PCH₂CH₂NH₂)₂(η³-C₃H₅)]BF₄, *trans*-[Ru(H)₂(Ph₂P(CH₂)₂NH₂)₂], [Ru(H)(Ph₂P(CH₂)₂NH₂)(Ph₂P(CH₂)₂NH)], [Ru(Cl)₂(Cy₂PCH₂CH₂NH₂)₂] (Cy = cyclohexyl), or an isomer thereof.

53. The process of any one of claims 45-52 wherein the transition metal catalyst complex is chiral.

54. The process of any one of claims 45-53, wherein the substrate is chiral.

55. The process of any one of claims 45-54, wherein the process of the amide bond cleavage of the substrate produces an alcohol and an amine.

56. The process of any one of claims 45-55, wherein the process of the amide bond cleavage of the substrate generates products that are enantiomerically enriched.

57. The process of any one of claims 45-55, wherein the process of the amide bond cleavage of the substrate generates a chiral product.

58. The process of any one of claims 45-57, wherein the process is performed in a solvent selected from tetrahydrofuran (THF), diethyl ether, chlorinated solvents, toluene and mixtures thereof.

59. The process of any one of claims 45-58, wherein the hydrogen gas is used at a pressure in the range of from about 1 atm to about 100 atm.

60. The process of any one of claims 45-58, wherein the hydrogen gas is used at a pressure less than about 50 atm.
61. The process of any one of claims 45-60, wherein the process is performed in the presence of a base and the transition metal catalyst complex is present at an amount of 1 mol% or less.
62. The process of claim 61, wherein the transition metal catalyst complex is present at an amount of about 0.5 mol% or less, or about 0.1 mol% or less or from about 0.1 mol% to about 0.01 mol%.
63. The process of claim 61 or 62, wherein the process is performed at a temperature of 100°C or less and the hydrogen gas is used at a pressure of 50 atm or less.
64. The process of any one of claims 45-58, wherein the process is performed in the presence of a base, the transition metal catalyst is present at an amount less than about 10 mol%, the hydrogen gas is used at a pressure of about 4 atm or less and the process is carried out at a temperature of 0°C or higher.
65. The process of claim 64, wherein the process is carried out at a temperature of from about 22°C to about 0°C.
66. The process of any one of claims 61-65, wherein the base is an organic non-coordinating base, a carbonate salt, a carboxylate salt, an alcoholate salt, a hydroxide salt or a silazine salt.
67. The process of claim 66, wherein the base is tBuOK or $[(\text{CH}_3)_3\text{Si}]_2\text{NK}$.
68. The process of any one of claims 45-60, wherein the process is performed in the absence of base and the hydrogen gas is used at a pressure less than about 10 atm, or less than about 5 atm.
69. The process of any one of claims 45-60 or 68, wherein the process is performed at a temperature of from about -50°C to about 150°C.

Figure 1

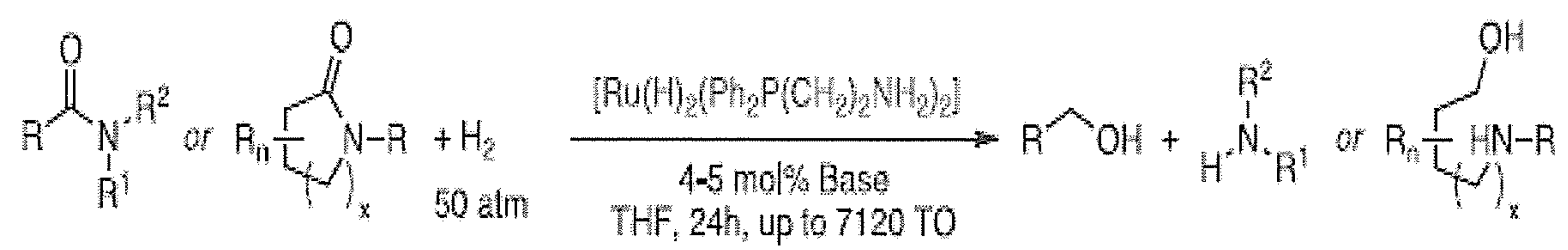


Figure 2

$[\text{Ru}(\text{C}_3\text{H}_5)(\text{Ph}_2\text{PCH}_2\text{CH}_2\text{NH}_2)_2]\text{BF}_4$
201.643 MHz P31[H1] 1D in cd_2cl_2

Pulse Sequence: s2pul

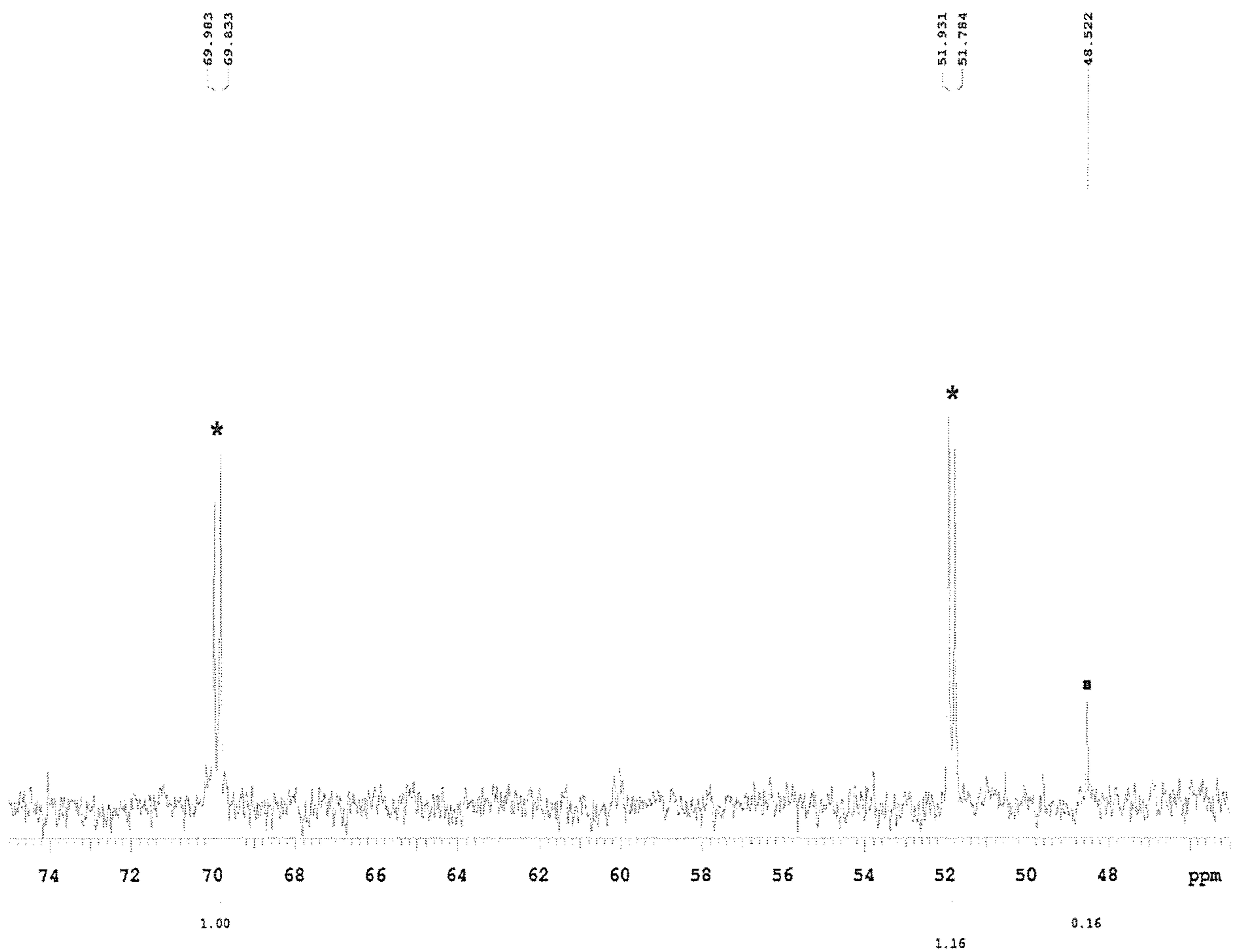


Figure 3

$[\text{Ru}(\text{C}_3\text{H}_5)(\text{Ph}_2\text{PCH}_2\text{CH}_2\text{NH}_2)_2]\text{BF}_4$
498.123 MHz H1 1D in cd_2cl_2

Pulse Sequence: s2pul

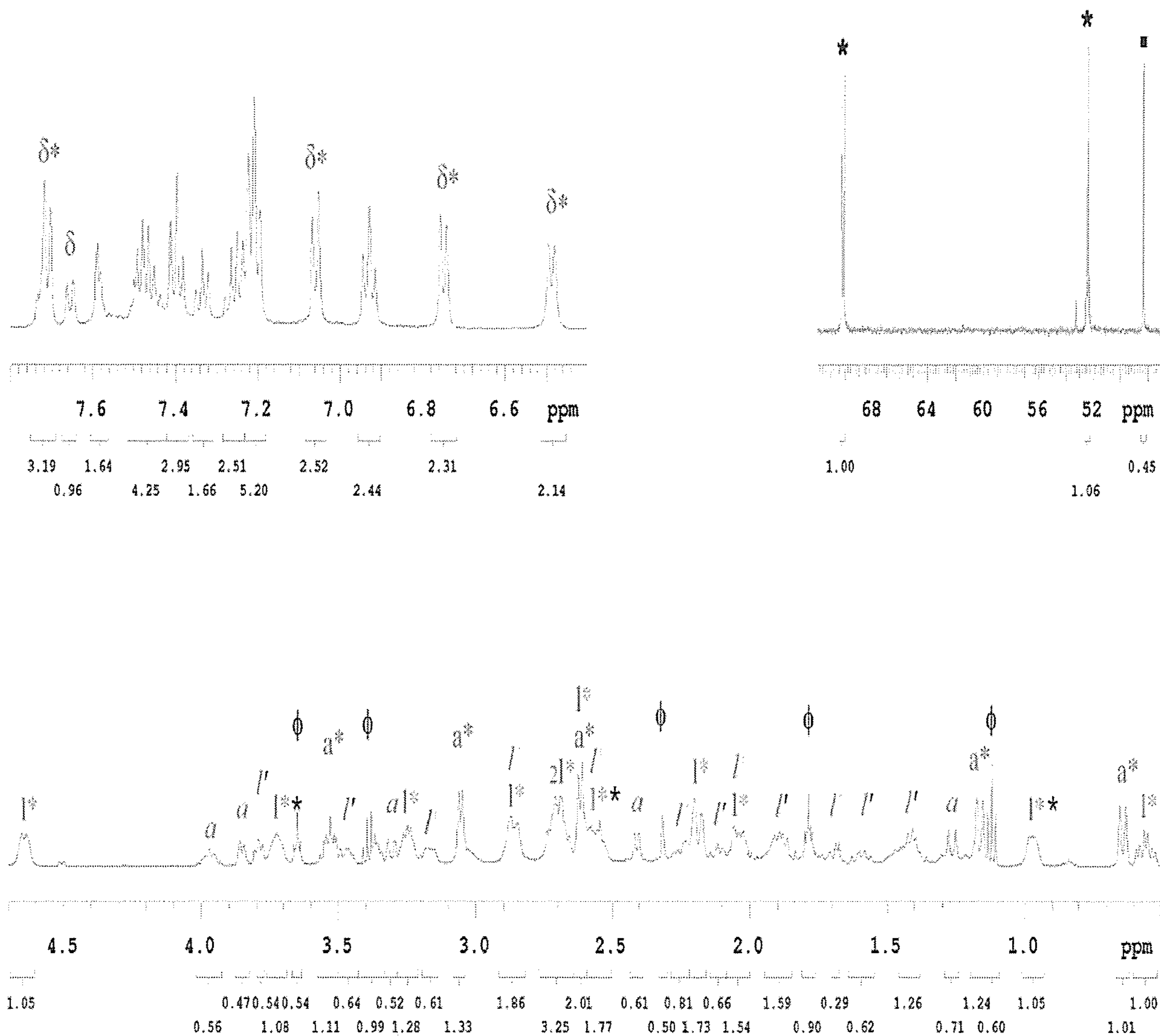


Figure 4

161.903 MHz P31[H1] 1D in thf
temp 30.0C --> actual temp = 30.0, sw400 probe

Pulse Sequence: s2pul

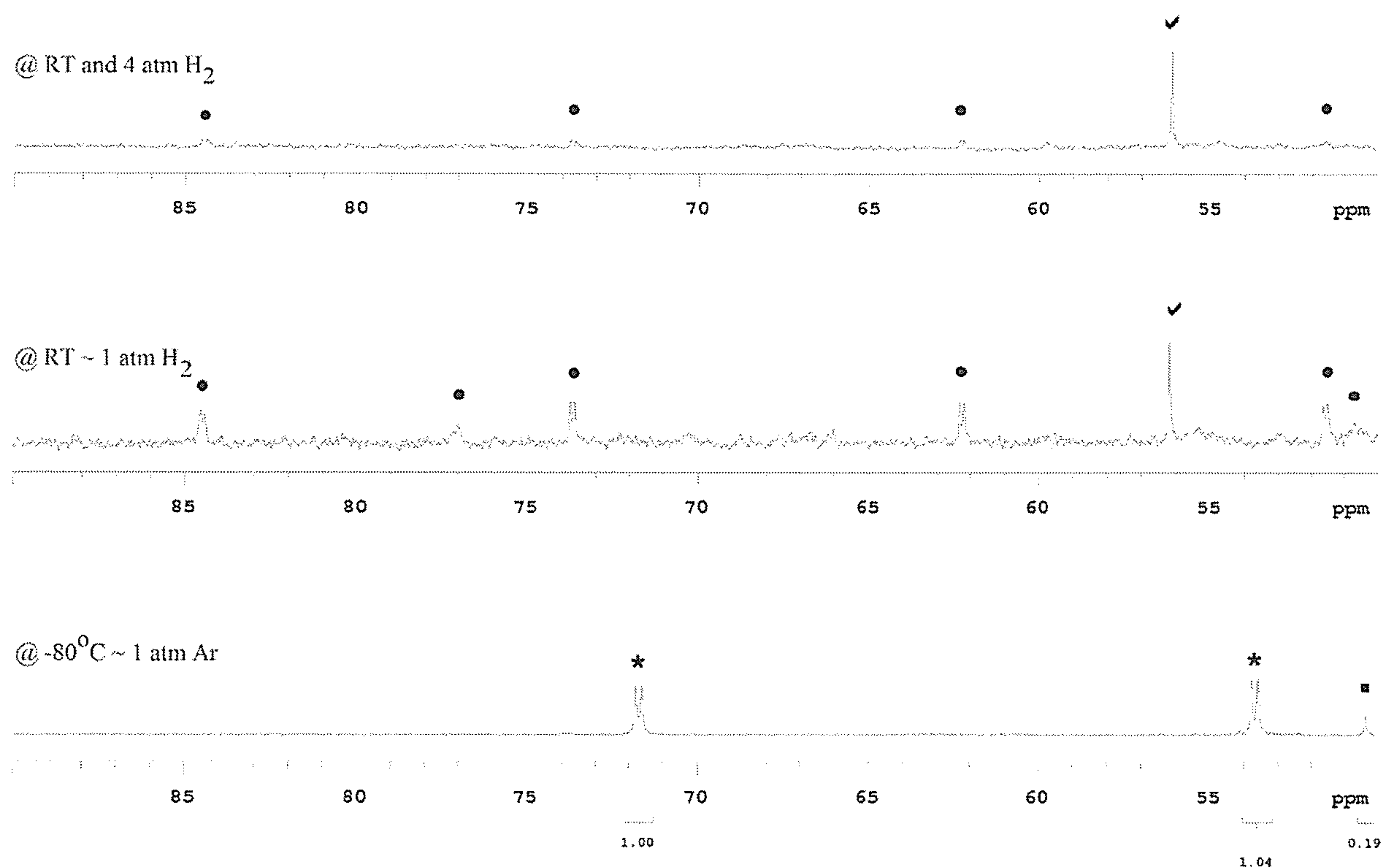
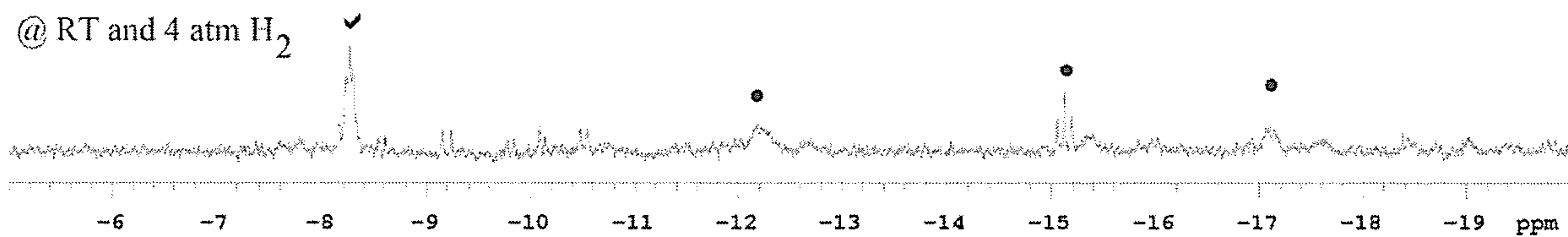


Figure 5

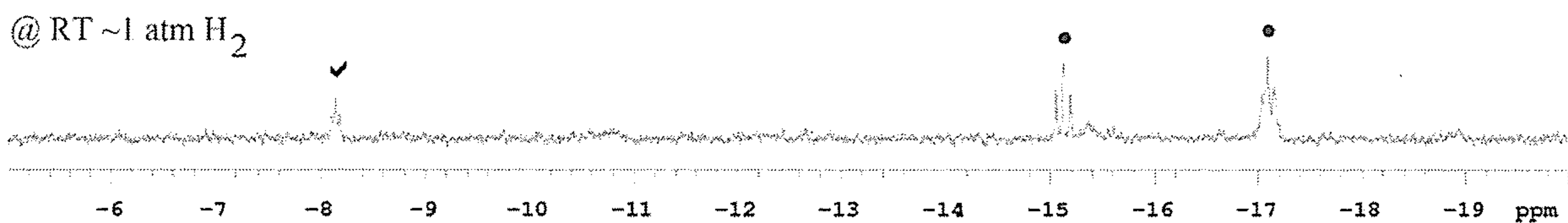
399.951 MHz H1 1D in thf
temp 30.0C --> actual temp = 30.0, sw400 probe

Pulse Sequence: presat

@ RT and 4 atm H₂



@ RT ~1 atm H₂



@ -80°C ~ 1atm Ar




Figure 6

399.946 MHz H1 1D in thf

Pulse Sequence: presat

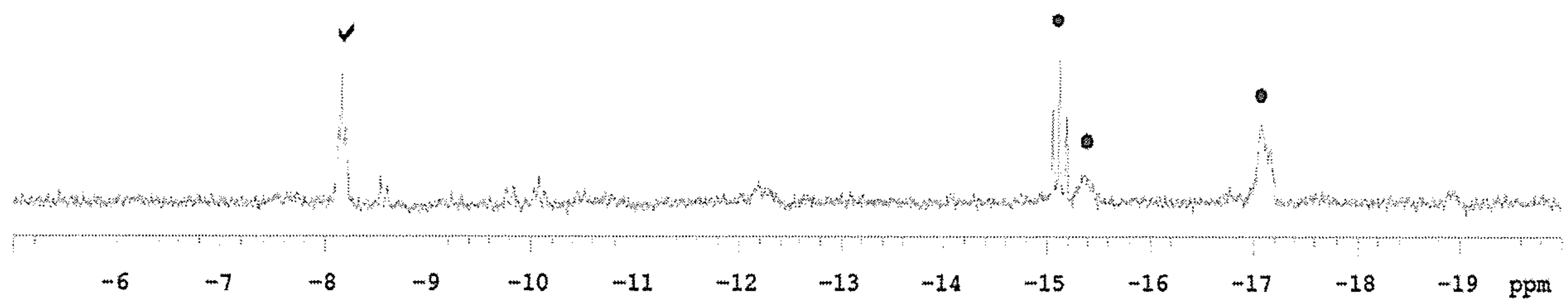
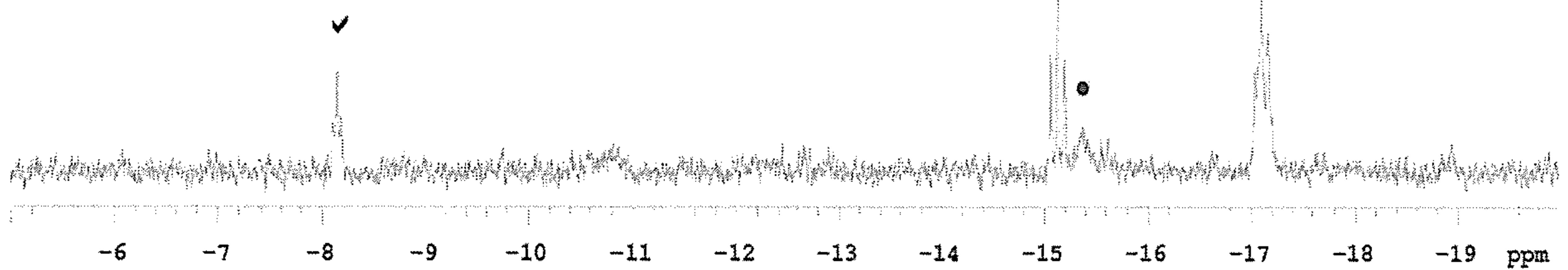
Derived from $[\text{Ru}(\text{C}_3\text{H}_5)(\text{Ph}_2\text{PCH}_2\text{CH}_2\text{NH}_2)_2]\text{BF}_4$ Derived from $[\text{RuCl}_2(\text{Ph}_2\text{PCH}_2\text{CH}_2\text{NH}_2)_2]$ 

Figure 7

Top: Product: 4-phenylaminobutan-1-ol

Bottom: Starting Material: N-phenylpyrrolidin-2-one

299.971 MHz H1 1D in cdcl3 (ref. to CDC13 @ 7.26 ppm), temp 27.0 C -> actual temp = 27.0 C, id300 probe

Pulse Sequence: s2pul

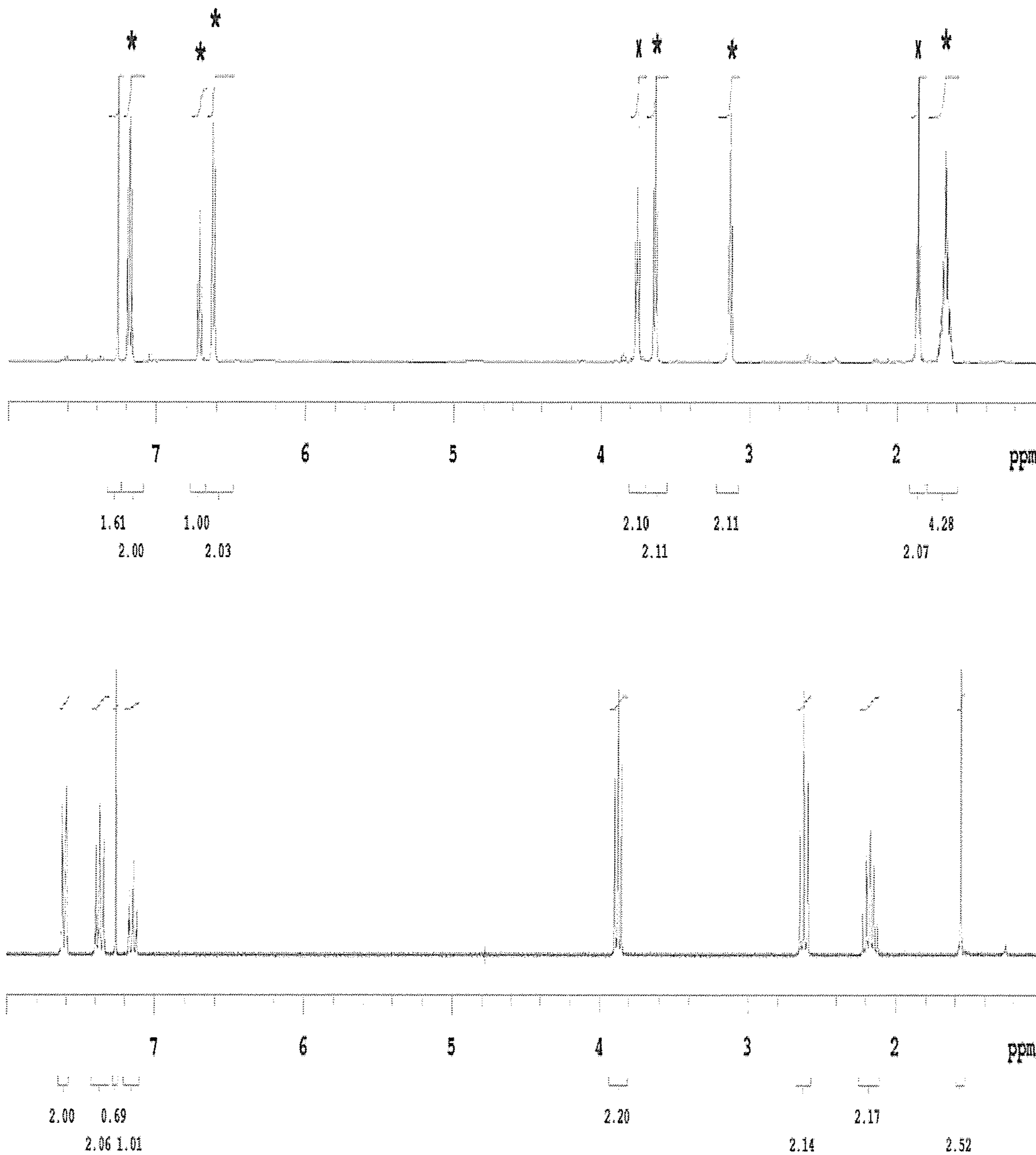


Figure 8

Top: Product: 4-methylaminobutan-1-ol

Bottom: Starting Material: N-methylpyrrolidin-2-one

498.122 MHz H1 1D in cdcl3 (ref. to CDC13 @ 7.26 ppm), temp 27.2 C -> actual temp = 27.0 C, autoxdb probe

Pulse Sequence: s2pul

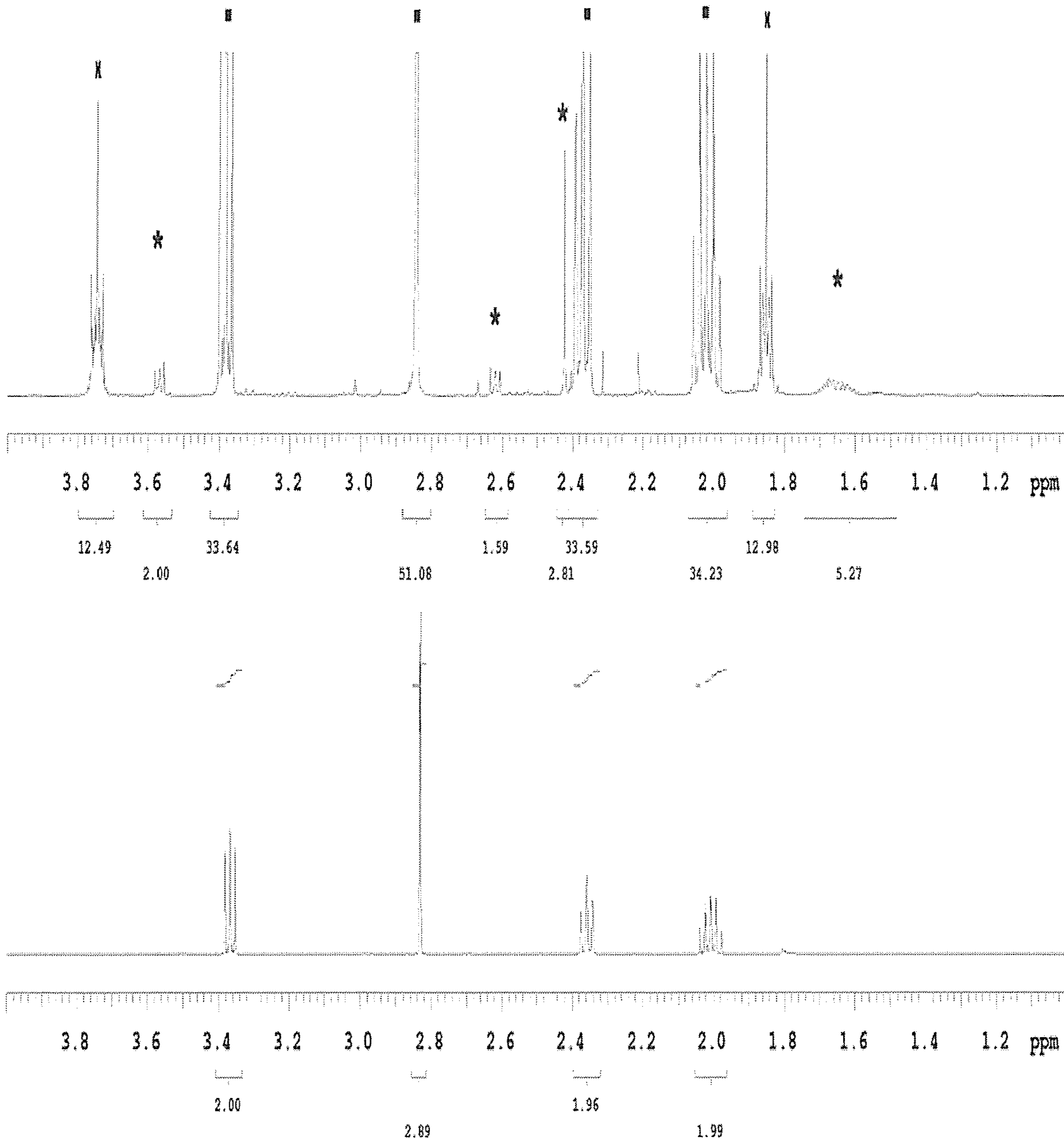


Figure 9

Top: Product: 5-phenylaminopentan-1-ol

Bottom: Starting Material: N-phenylpiperidone

498.122 MHz H1 1D in cdcl3 (ref. to CDC13 @ 7.26 ppm), temp 27.2 C -> actual temp = 27.0 C, autoxdb probe

Pulse Sequence: s2pul

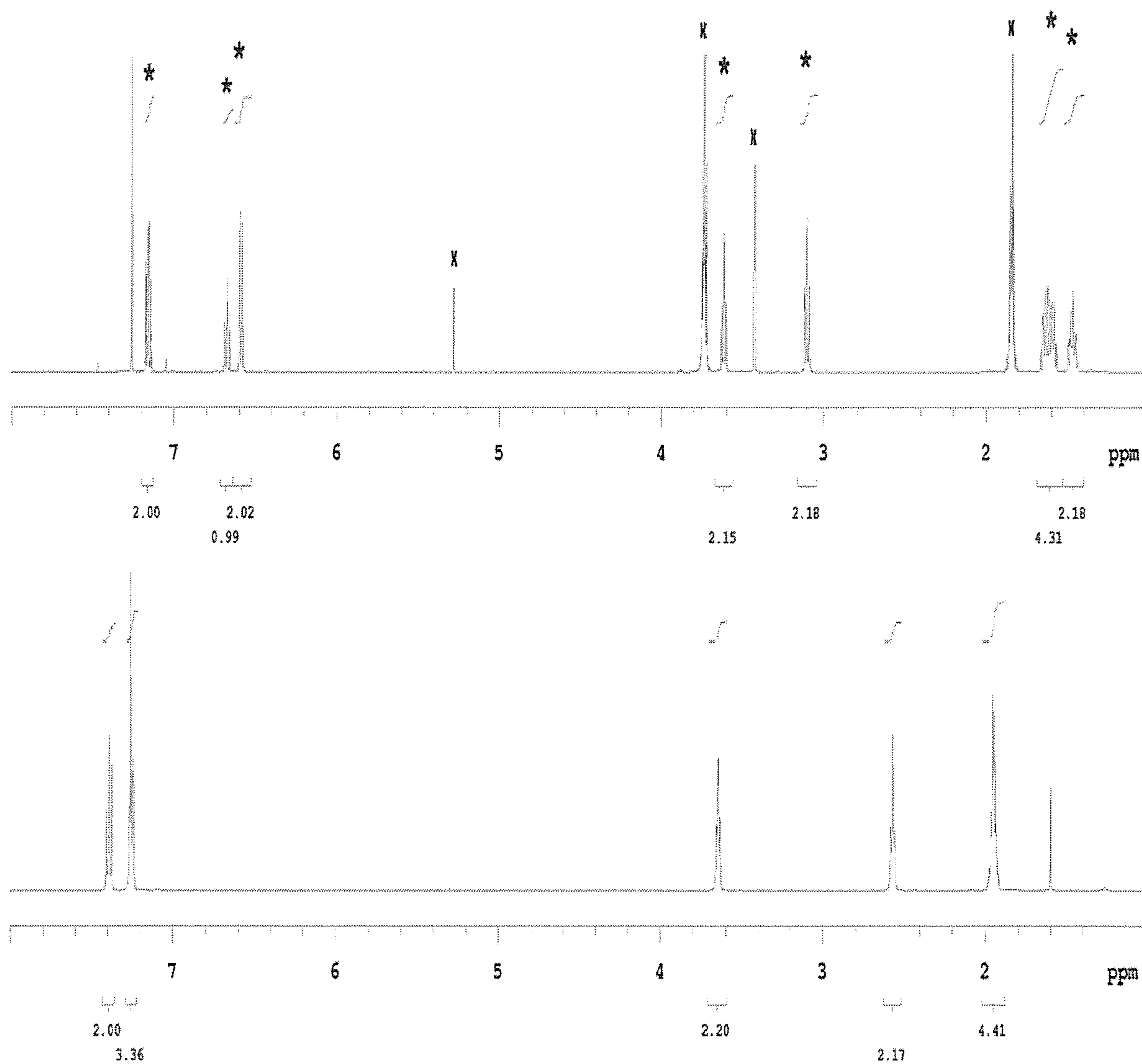


Figure 10

Top: Product: 6-aminohexan-1-ol

Bottom: Starting Material: Caprolactam

499.815 MHz H1 1D in cdcl3 (ref. to CDCl3 @ 7.26 ppm), temp 27.7 C -> actual temp = 27.0 C, cold dual probe

Pulse Sequence: s2pul

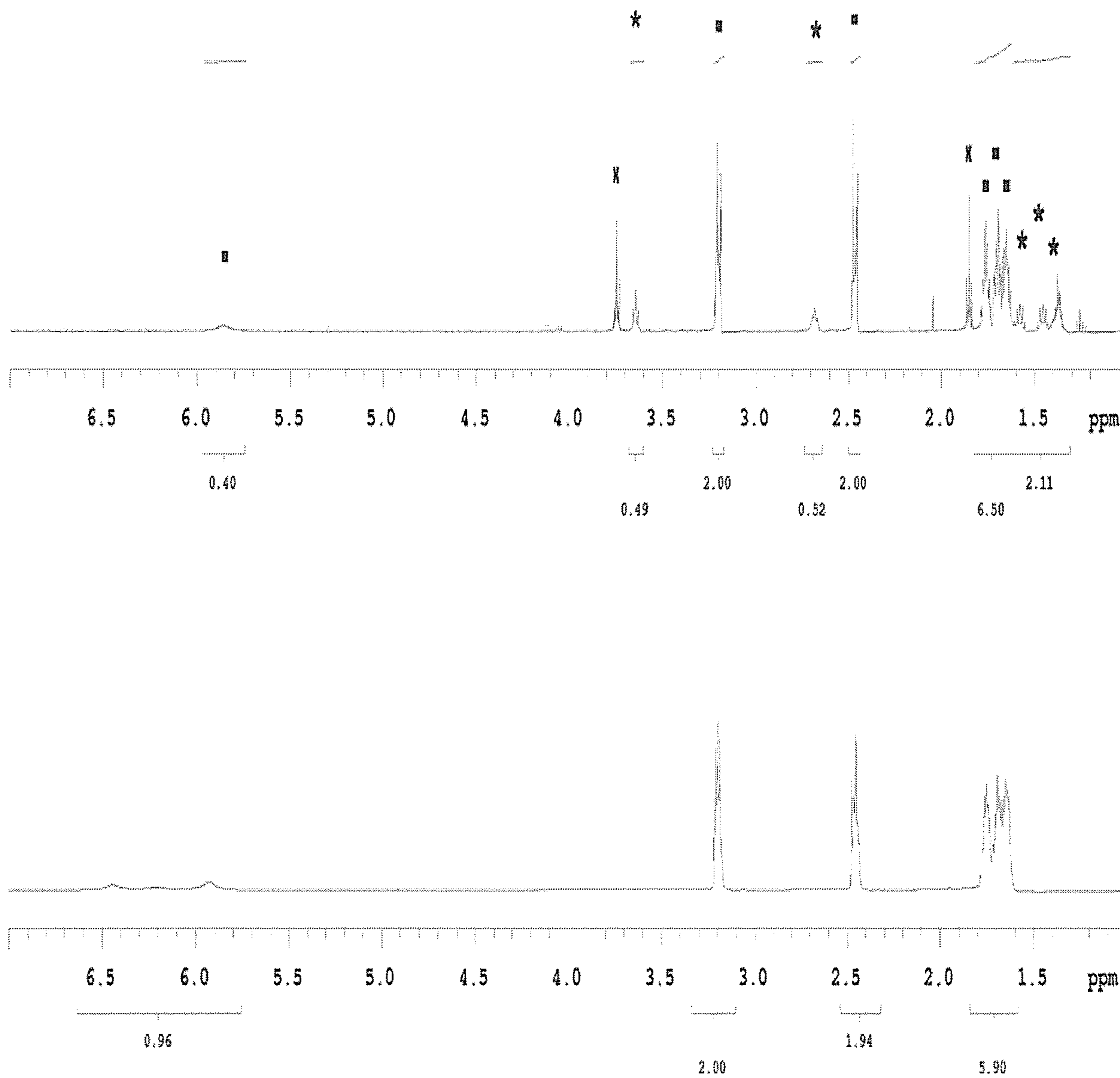


Figure 11

Top: Product: Benzyl Alcohol, Diphenylamine and Benzyl Benzoate (Tishchenko product)

Bottom: Starting Material: N,N-diphenylbenzamide

498.122 MHz H1 1D in cdcl3 (ref. to CDCl3 @ 7.26 ppm), temp 27.2 C -> actual temp = 27.0 C, autoxdb probe

Pulse Sequence: s2pul

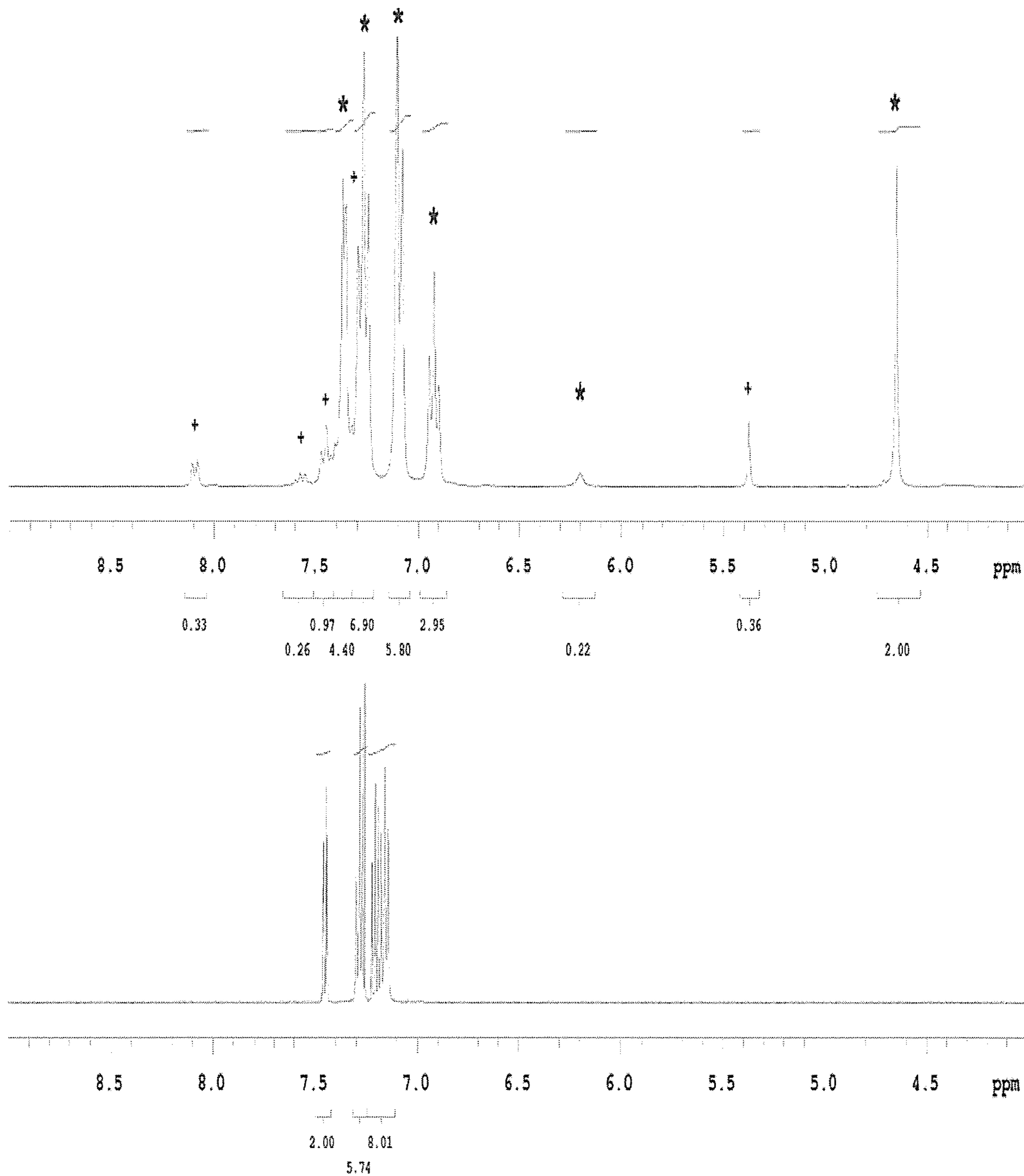


Figure 12

Top: Product: Benzyl Alcohol and N-methylaniline

Bottom: Starting Material: N-methyl-N-phenylbenzamide

498.122 MHz H1 1D in cdcl3 (ref. to CDCl3 @ 7.26 ppm), temp 27.2 C -> actual temp = 27.0 C, autoxdb probe

Pulse Sequence: s2pul

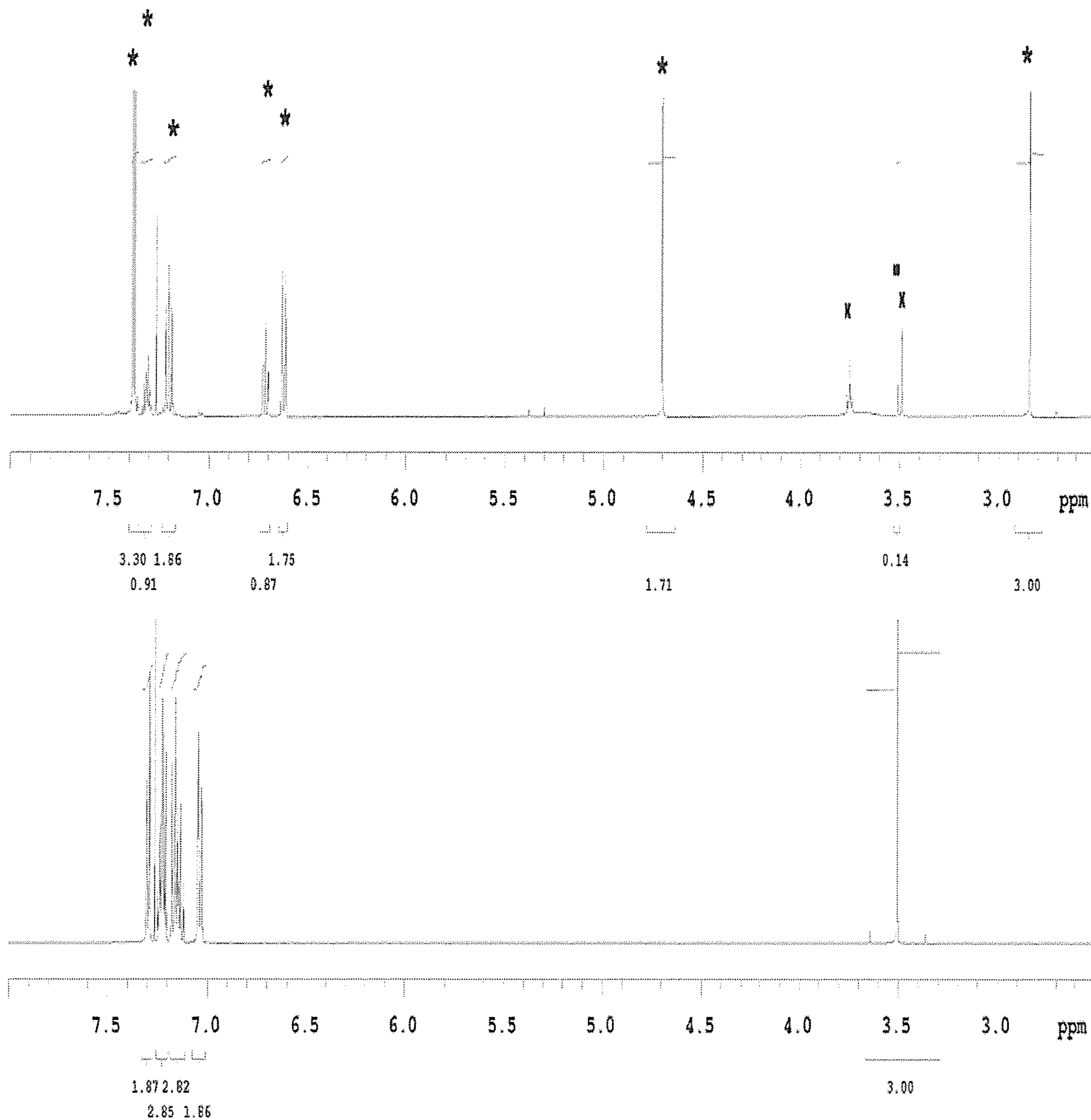


Figure 13

Top: Product: Benzyl Alcohol and N,N-dimethylamine

Bottom: Starting Material: N,N-dimethylbenzamide

498.122 MHz H1 1D in cdcl3 (ref. to CDCl3 @ 7.26 ppm), temp 27.2 C -> actual temp = 27.0 C, autoxdb probe

Pulse Sequence: s2pul

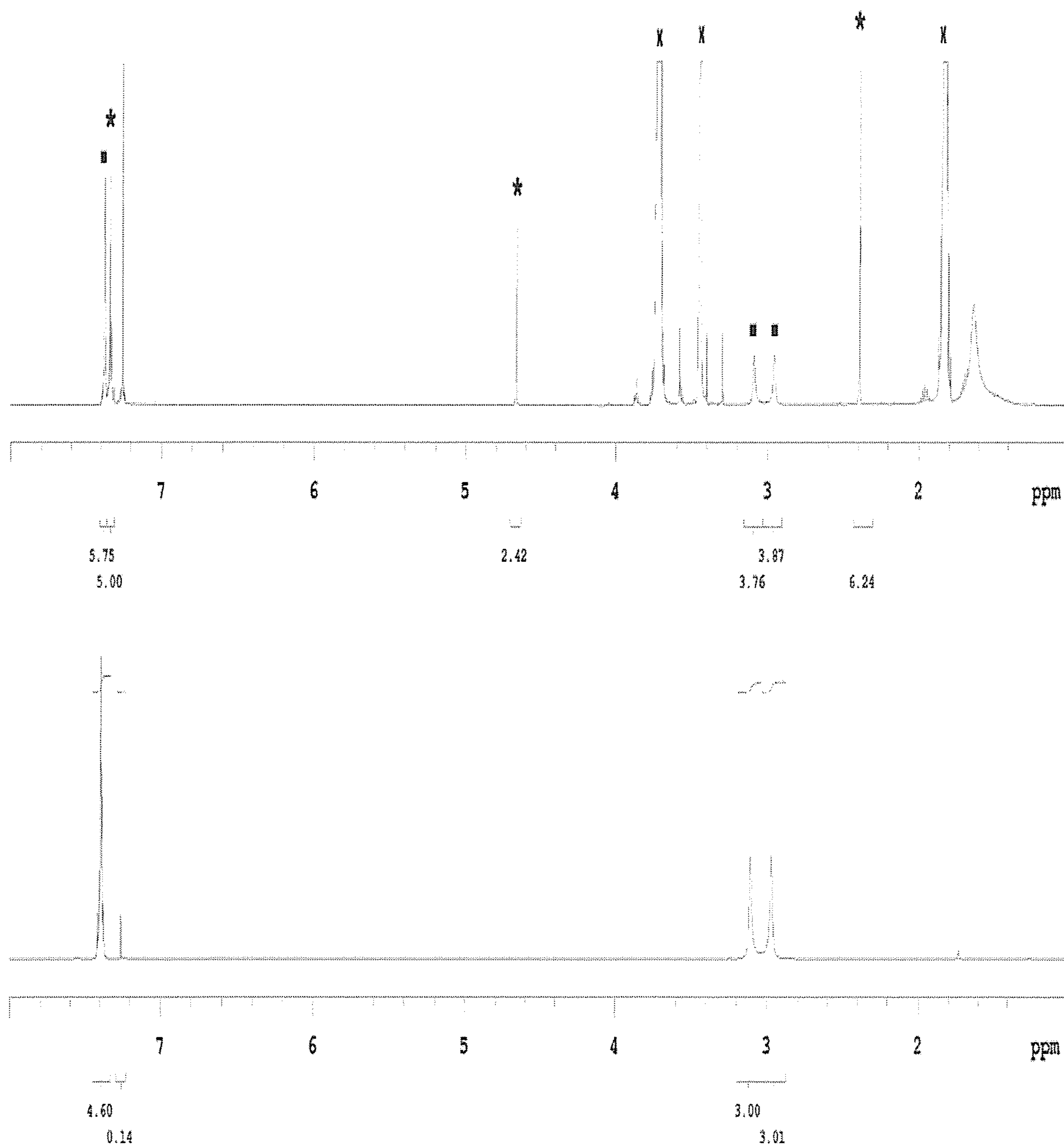


Figure 14

Top: Product: Benzyl Alcohol and Piperidine

Bottom: Starting Material: 1-Benzoylpiperidine

498.122 MHz H1 1D in cdcl3 (ref. to CDCl3 @ 7.26 ppm), temp 27.2 C -> actual temp = 27.0 C, autoxdb probe

Pulse Sequence: s2pul



Figure 15

Top: Product: Benzyl Alcohol and Aniline

Bottom: Starting Material: Benzanilide

499.815 MHz H1 1D in cdcl3 (ref. to CDC13 @ 7.26 ppm), temp 27.7 C -> actual temp = 27.0 C, cold dual probe

Pulse Sequence: s2pul

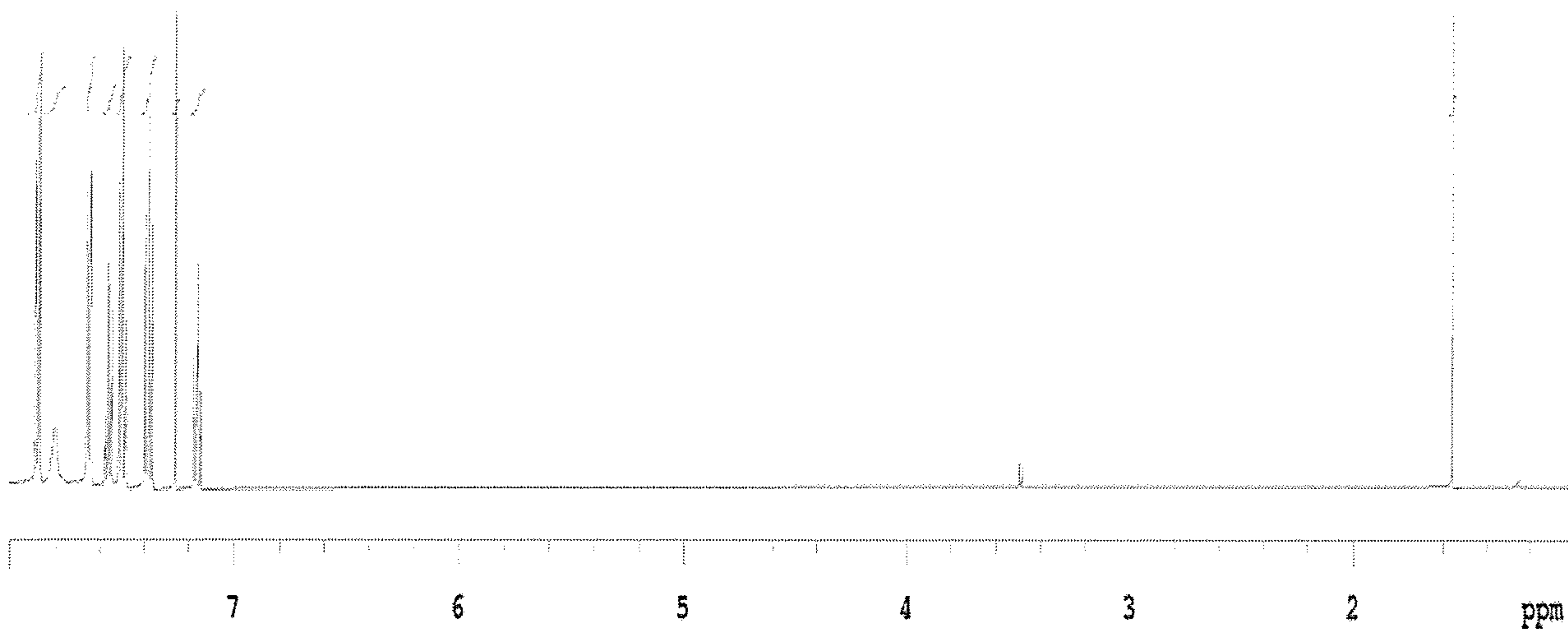
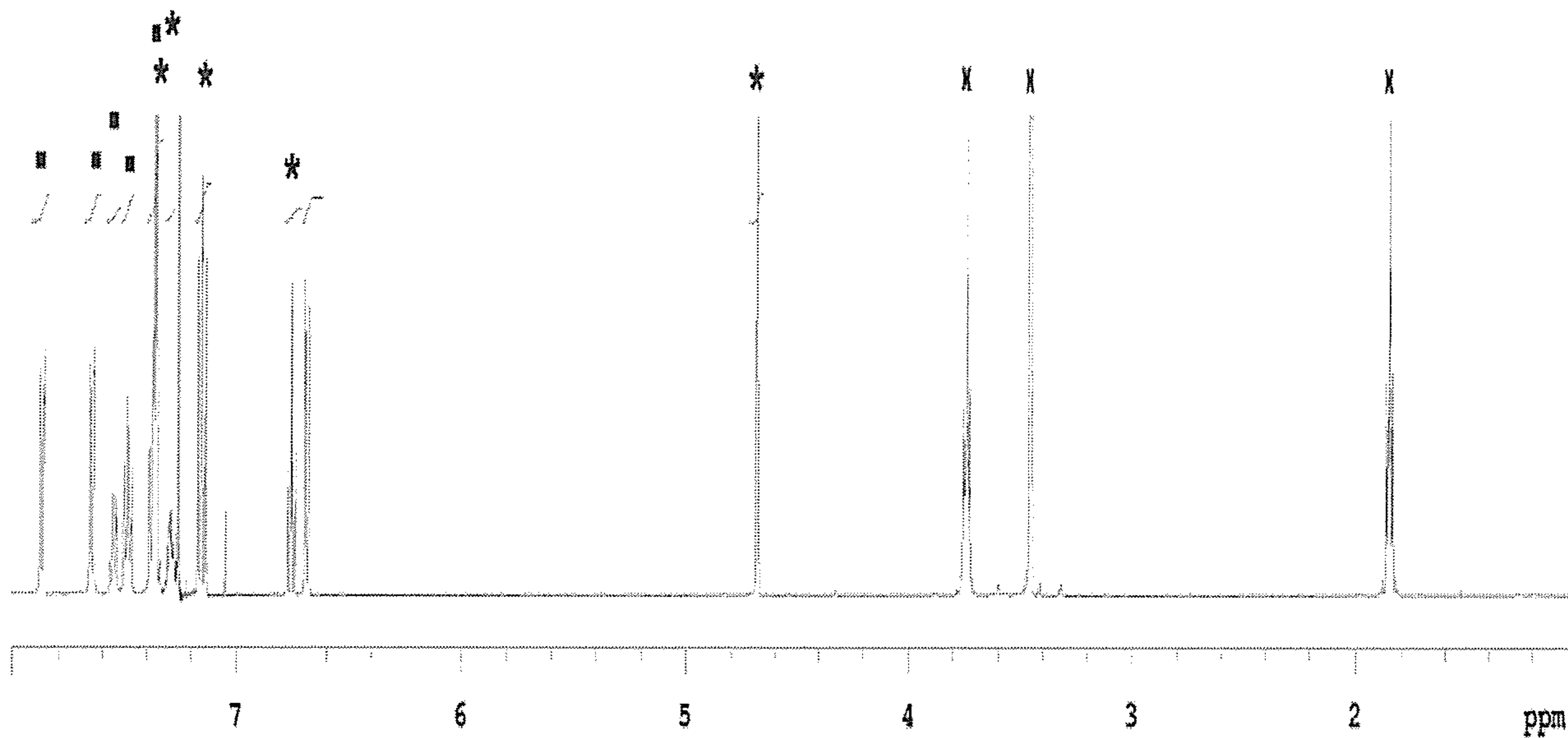


Figure 16

Top: Product: Benzyl Alcohol and Methylamine

Bottom: Starting Material: N-methylbenzamide

498.122 MHz H1 1D in cdcl3 (ref. to CDCl3 @ 7.26 ppm), temp 27.2 C -> actual temp = 27.0 C, autoxdb probe

Pulse Sequence: s2pul

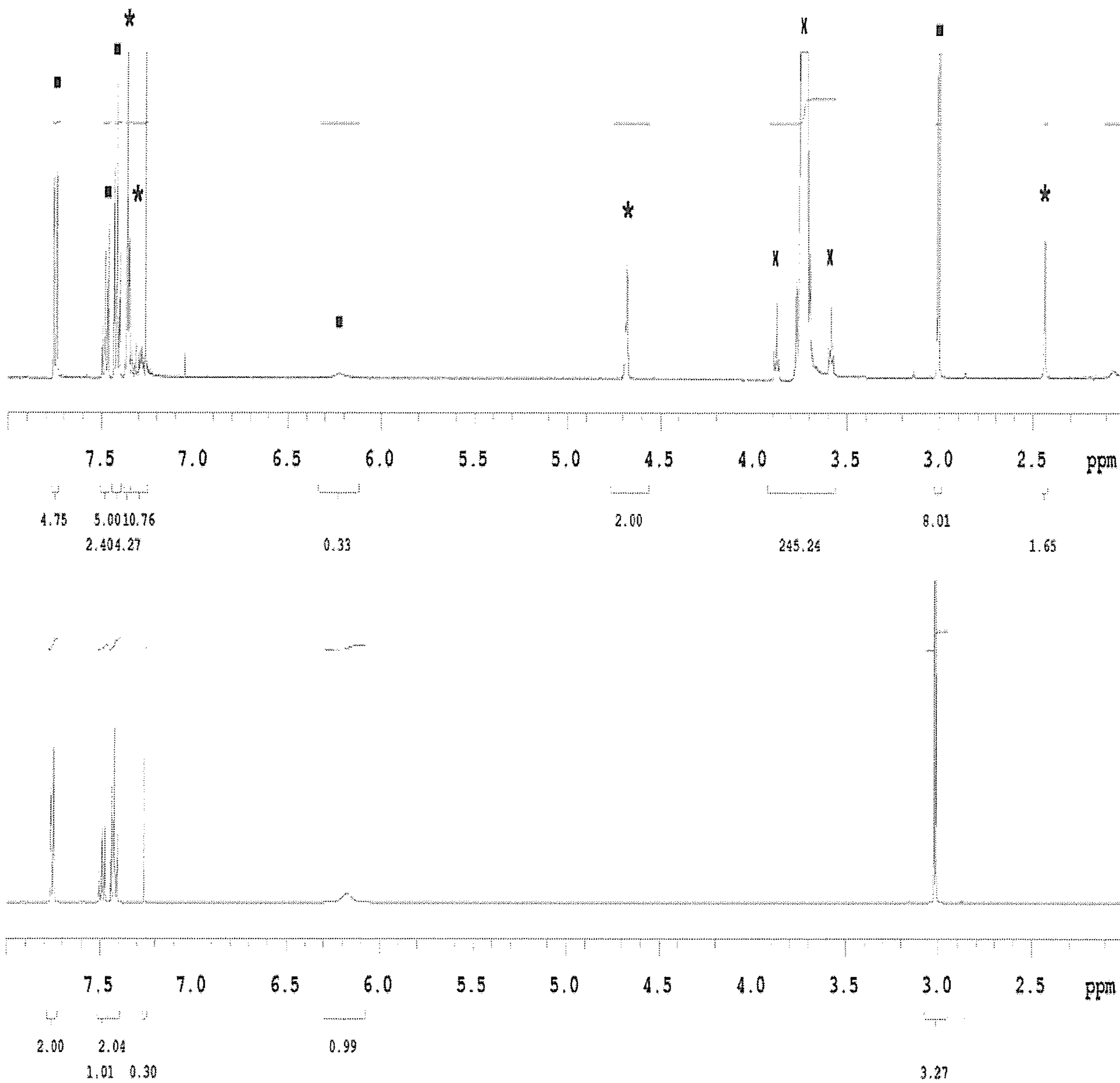


Figure 17

Top: Product: Diphenylamine and Ethanol (from reaction mixture; partially evaporated)

Bottom: Starting Material: N,N-diphenylacetamide

499.815 MHz H1 1D in cdcl3 (ref. to CDCl3 @ 7.26 ppm), temp 27.7 C -> actual temp = 27.0 C, cold dual probe

Pulse Sequence: s2pul

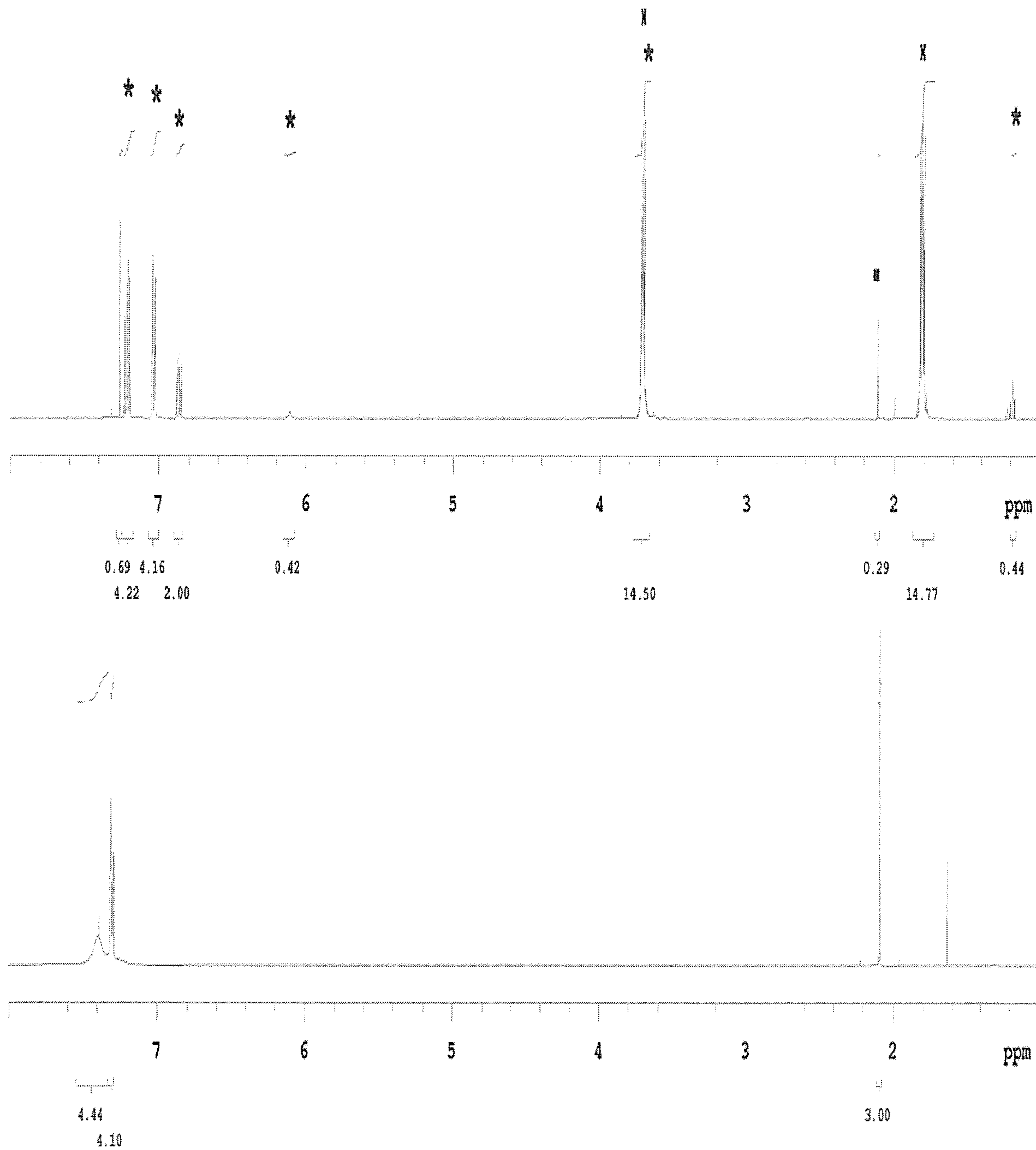


Figure 18

Top: Product: N-methylaniline and Ethanol (from reaction mixture; partially removed)

Bottom: Starting Material: N-methylacetanilide

498.122 MHz H1 1D in cdcl3 (ref. to CDCl3 @ 7.26 ppm), temp 27.2 C -> actual temp = 27.0 C, autotxdb probe

Pulse Sequence: s2pul

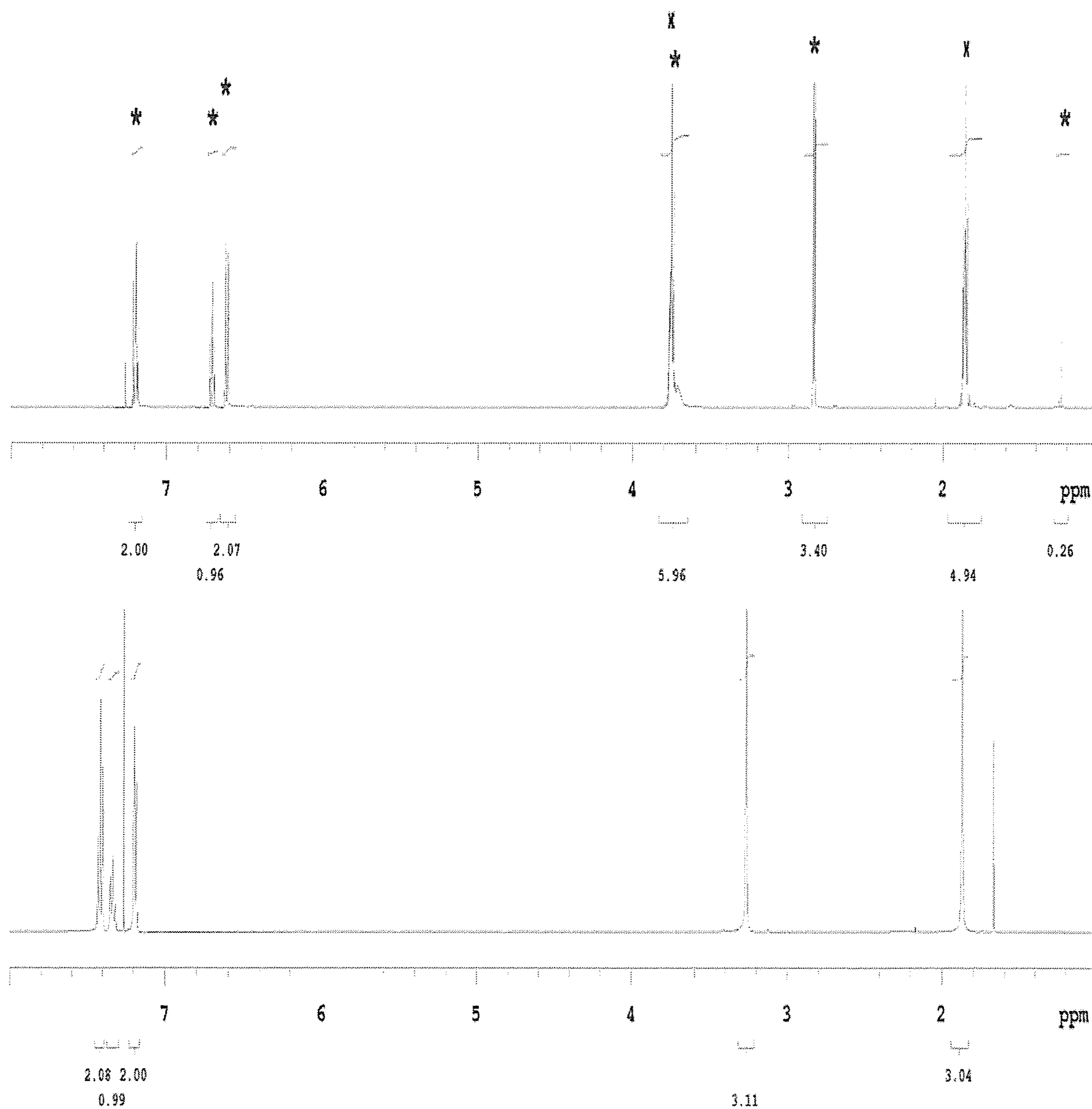


Figure 19

Top: Product: Dimethylamine and Ethanol (Anthracene used as internal standard)

Bottom: Starting Material: N,N-dimethylacetamide

499.815 MHz H1 1D in cdcl3 (ref. to CDCl3 @ 7.26 ppm), temp 27.7 C -> actual temp = 27.0 C, cold dual probe

Pulse Sequence: s2pul

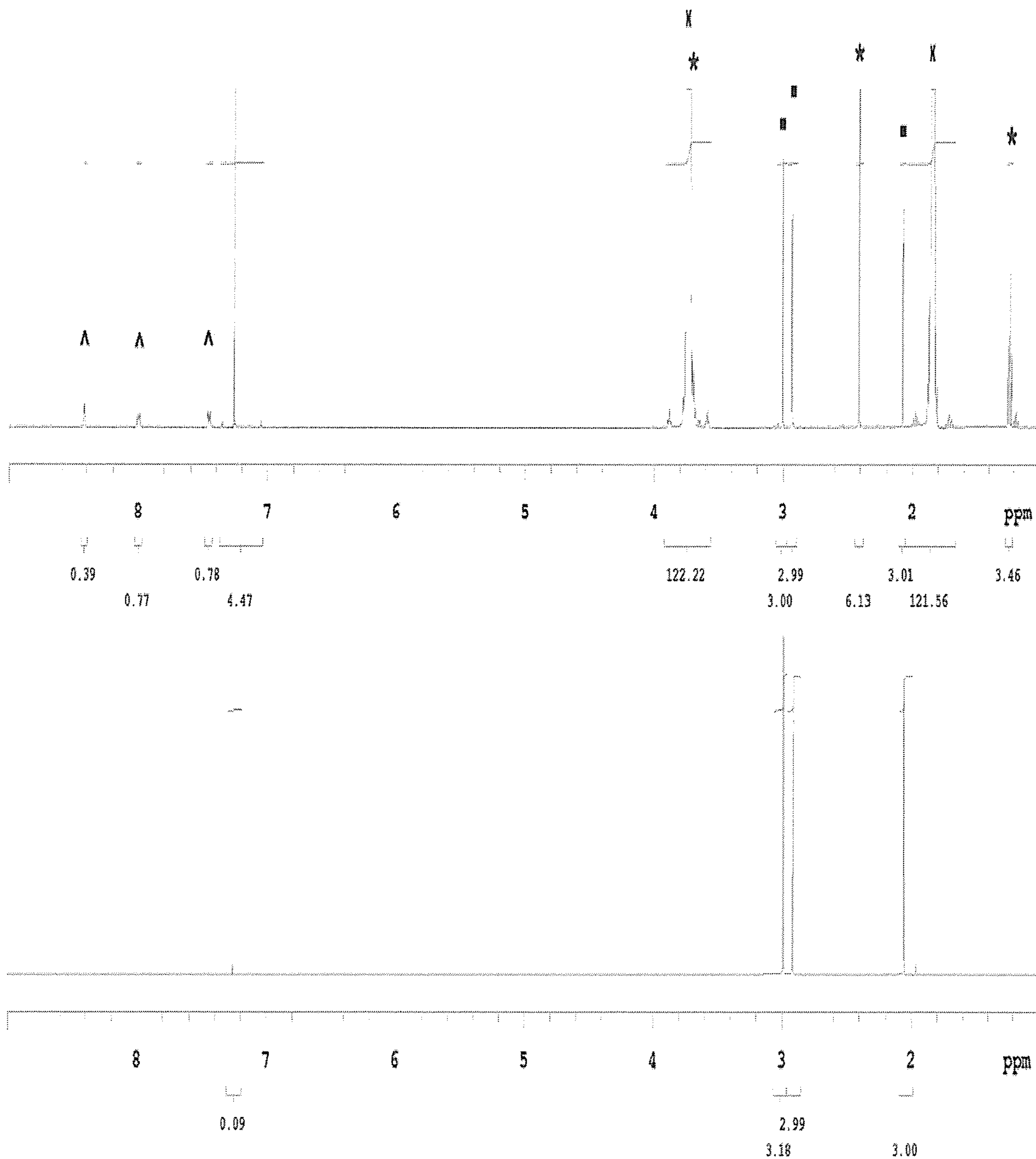


Figure 20

Top: Product: Aniline and Ethanol (from reaction mixture)

Bottom: Starting Material: Acetanilide

499.815 MHz H1 1D in cdcl3 (ref. to CDCl3 @ 7.26 ppm),
temp 27.7 C -> actual temp = 27.0 C, cold dual probe

Pulse Sequence: s2pul

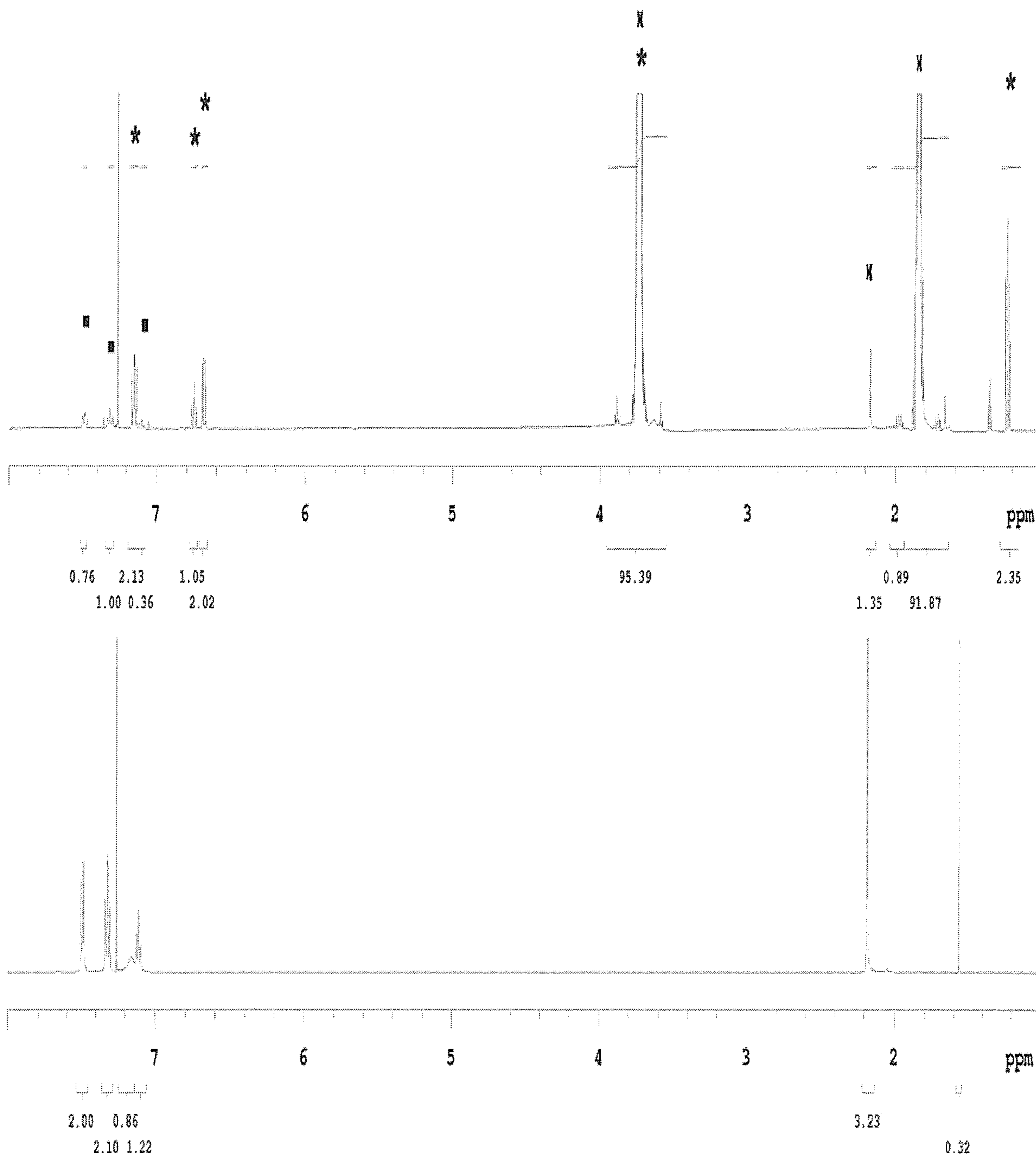


Figure 1

