

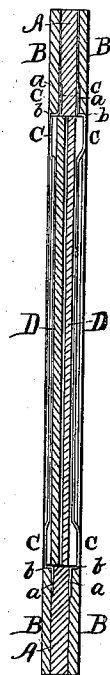
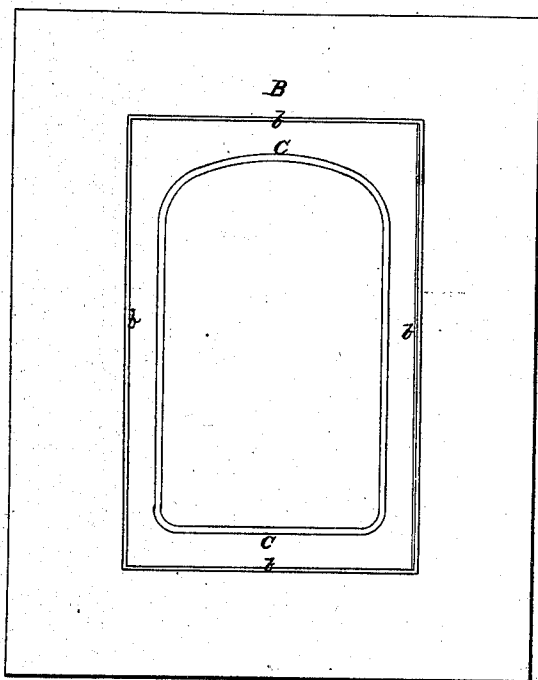
*E. D. Griggs.*  
*Photographic Album.*

*N<sup>o</sup> 35310.*

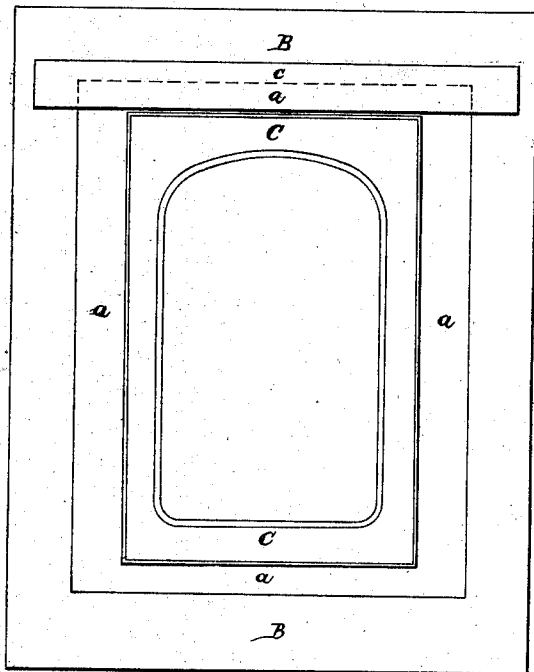
*Patented May 20. 1862.*

*Fig. 1.*

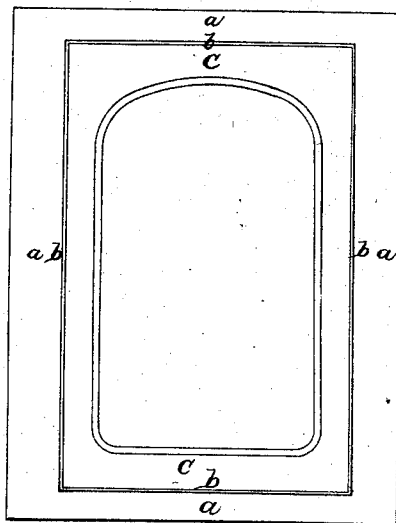
*Fig. 2.*



*Fig. 3.*



*Fig. 4.*



*Witnesses:*

*J. L. Corbitt*  
*Geo. A. Kent*

*Inventor:*

*E. D. Griggs.*

*per Munroe & Co*  
*Attorneys.*

# UNITED STATES PATENT OFFICE.

ELIZUR D. GRIGGS, OF WATERBURY, CONNECTICUT.

## IMPROVEMENT IN PHOTOGRAPHIC ALBUMS.

Specification forming part of Letters Patent No. 35,310, dated May 20, 1862.

*To all whom it may concern:*

Be it known that I, ELIZUR D. GRIGGS, of Waterbury, in the county of New Haven and State of Connecticut, have invented a new and useful Improvement in Photographic Albums; and I do hereby declare that the following is a full, clear, and exact description of the same, reference being had to the accompanying drawings, forming part of this specification, in which—

Figure 1 is a face view of the leaf of a photographic album with my improvements. Fig. 2 is a central section of the same from top to bottom. Fig. 3 is a back view of one of the two pieces of card or other board of which the exterior surface of the leaf is composed. Fig. 4 is a face view of the flanged metallic mat which constitutes the principal feature of my invention.

Similar letters of reference indicate corresponding parts in the several figures.

The object of my invention is to adapt metallic mats to the leaves of photographic albums; and to this end it consists in securing such a mat in place by providing it with a flange which is interposed between the outer sheet of card-board or other material which forms either surface of the leaf and the middle or back piece or body of the leaf and held in place by the union of the said outer sheet with the said middle or back piece or body, substantially as hereinafter specified.

A is the piece of card-board or pasteboard which constitutes the middle or body of the leaf.

B B are the pieces of which the two outer surfaces are composed, and C C are the metallic mats, made larger than the openings in the pieces B B, through which they are exposed to view, and having their marginal por-

tions *a a* setback from the portions *b b*, which are exposed to view through the said openings a distance equal to the thickness of the pieces B B, the said marginal portions being thus made to form the flanges by which the mats are secured in the leaf.

The mats constructed as above described are placed behind their respective pieces B B, with their prominent portions *b b* in the openings of the said pieces, and their flanges *a a* close against the backs of the said pieces. The paste or other adhesive material by which the pieces B B are united to A is applied along two sides and along the lower part of B B, as shown by the red tint in Fig. 3, and on A and B B being placed together and subjected to pressure to produce their adhesion the mats are secured, being prevented from lateral displacement by the projection of the portions *a a* in the openings of the pieces B B and prevented from being drawn out through the said openings by the flanges *a a*. To prevent the pictures D D, in being inserted through the opening left between the upper parts of A and B B, from catching the upper edges of the flanges *a a*, a strip of paper, *c*, is pasted to the back of each piece B to cover the upper edge of the flange of the mat before uniting A and B B.

What I claim as my invention, and desire to secure by Letters Patent, is—

Combining the mat with the pieces A B B by means of a flange, *a a*, interposed and secured between the said pieces, substantially as herein specified.

E. D. GRIGGS.

Witnesses:

JAMES LAIRD,  
M. M. LIVINGSTON,  
CH. A. FISKE.