



US00D511784S

(12) **United States Design Patent**
Bossy et al.

(10) **Patent No.:** **US D511,784 S**

(45) **Date of Patent:** **** Nov. 22, 2005**

(54) **HOUSING FOR TEXTILE MACHINE**

(75) Inventors: **Rino Bossy, Wülfrath (DE); Armin Leder, Mönchengladbach (DE)**

(73) Assignee: **Trützschler GmbH & Co. KG, Mönchengladbach (DE)**

(**) Term: **14 Years**

(21) Appl. No.: **29/203,138**

(22) Filed: **Apr. 9, 2004**

(30) **Foreign Application Priority Data**

Oct. 9, 2003 (DE) 40 306 521

(51) **LOC (8) Cl.** **15-06**

(52) **U.S. Cl.** **D15/66**

(58) **Field of Search** D15/66, 69, 72, D15/76, 77, 78; 15/301; 112/226, 235, 240, 256, 259-261, 270; 225/83; 451/432

(56) **References Cited**

U.S. PATENT DOCUMENTS

2,762,324 A * 9/1956 Hess 112/256
D286,054 S * 10/1986 Shibuya et al. D15/69

D292,928 S * 11/1987 Lo D15/69
5,012,546 A * 5/1991 Kuwabara et al. 15/301
D359,741 S * 6/1995 Sekiguti et al. D15/70
D382,281 S * 8/1997 Takada et al. D15/69
D416,027 S * 11/1999 Ueyama D15/69
D466,136 S * 11/2002 Lin D15/69

* cited by examiner

Primary Examiner—Stella Reid

Assistant Examiner—Shanda C. Hill

(74) *Attorney, Agent, or Firm*—Venable LLP; Robert Kinberg

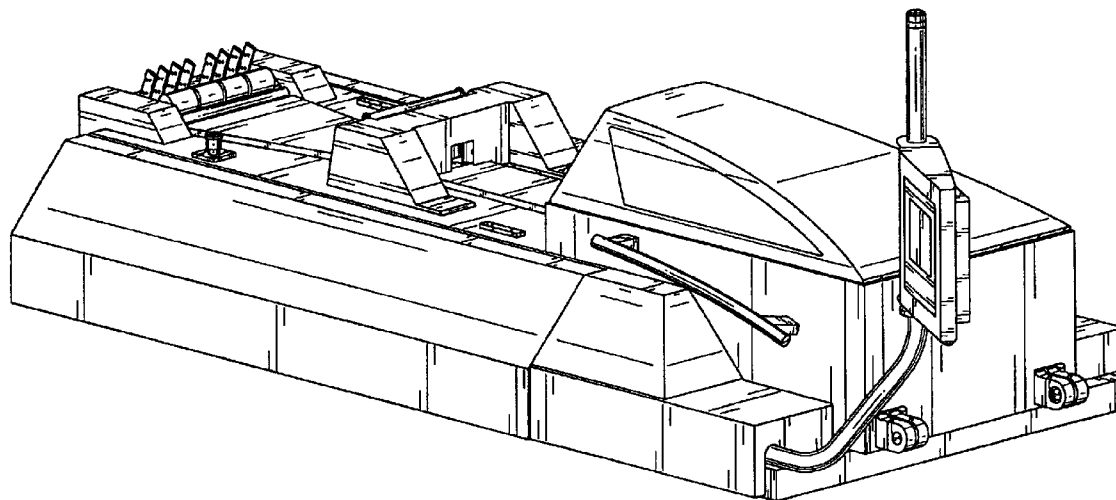
(57) **CLAIM**

The ornamental design for a housing for textile machine, as shown and described.

DESCRIPTION

FIG. 1 is a perspective view from the front-top-right side of the housing for textile machine showing our new design; FIG. 2 is a front view of the design shown in FIG. 1; FIG. 3 is a rear view of the design shown in FIG. 1; FIG. 4 is a right side view of the design shown in FIG. 1; FIG. 5 is a left side view of the design shown in FIG. 1; and, FIG. 6 is a top view of the design shown in FIG. 1.

1 Claim, 5 Drawing Sheets



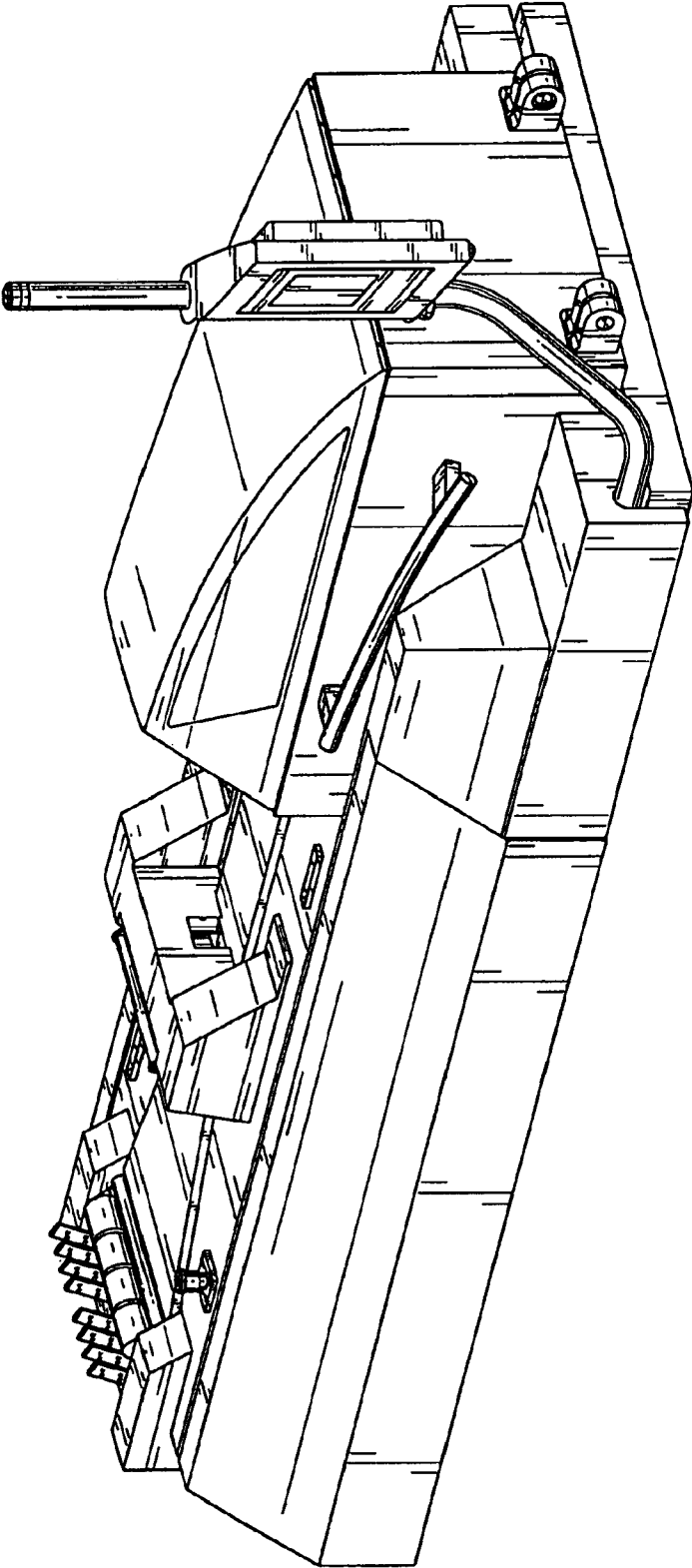


Figure 1

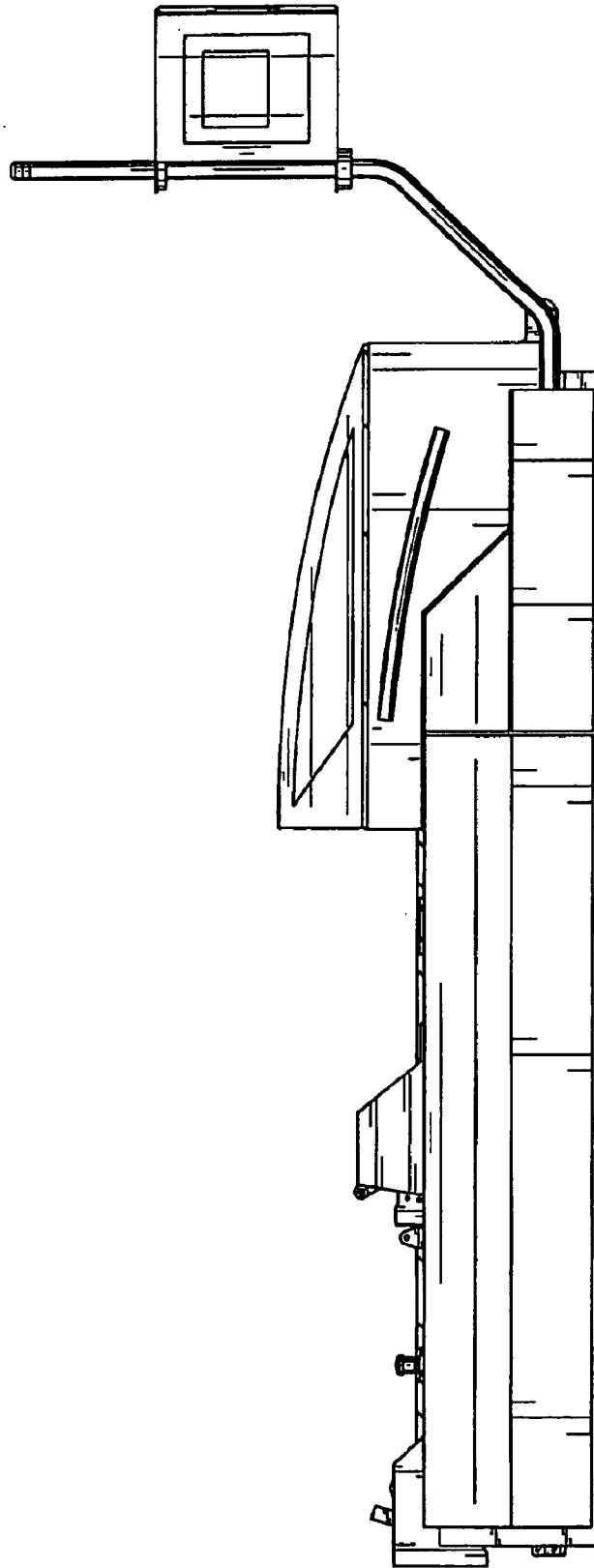


Figure 2

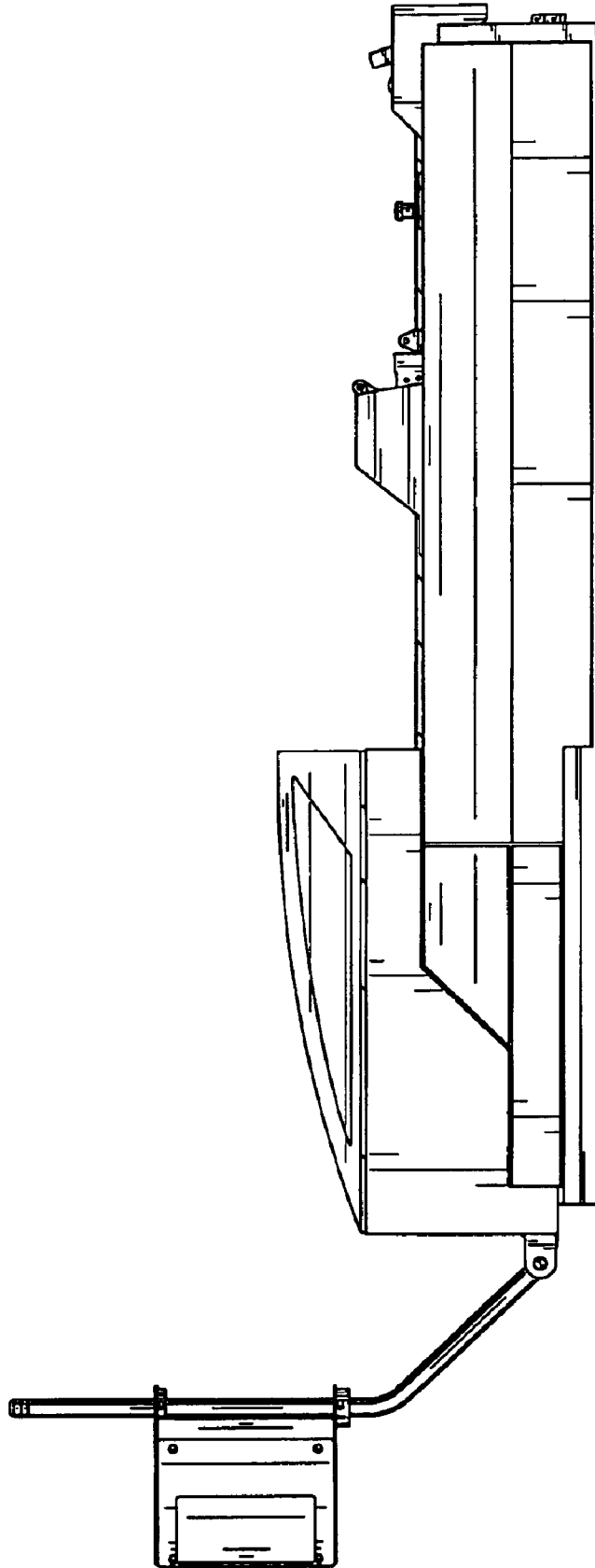


Figure 3

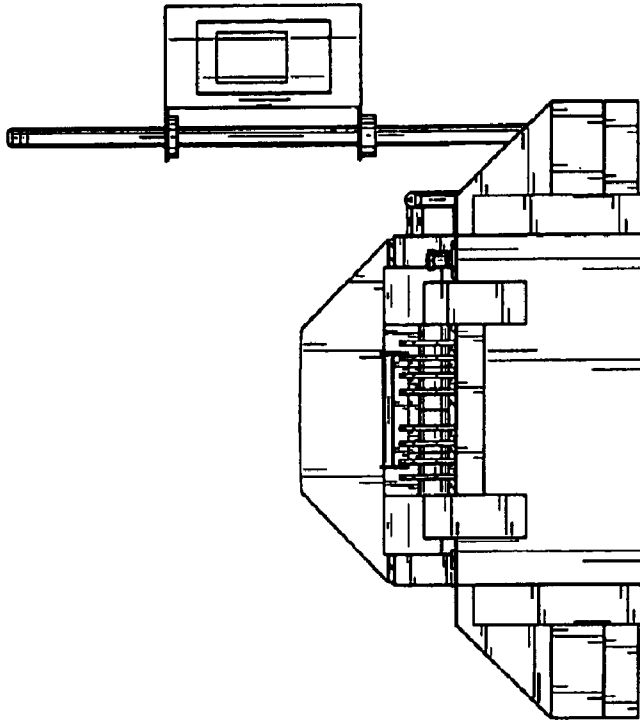


Figure 5

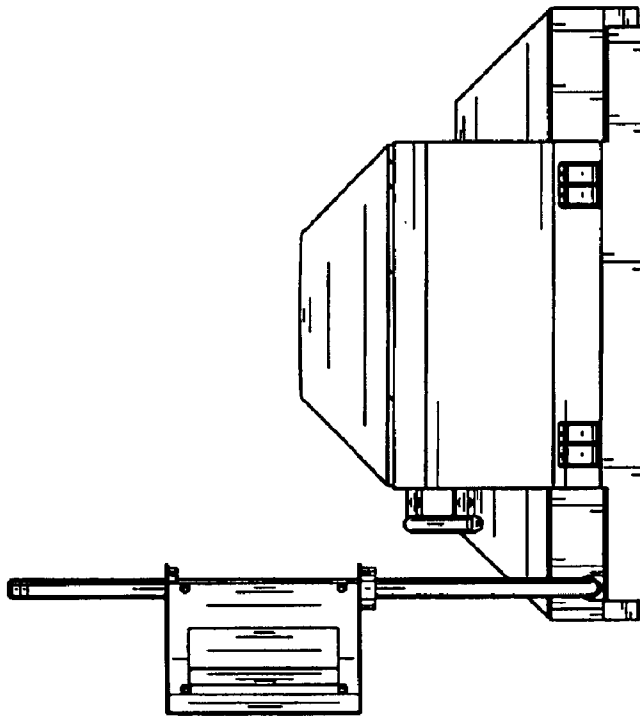


Figure 4



Figure 6