

(19) World Intellectual Property Organization
International Bureau



(43) International Publication Date
10 February 2005 (10.02.2005)

PCT

(10) International Publication Number
WO 2005/013114 A1

(51) International Patent Classification⁷: G06F 3/00

Honda Drive, Aptos, CA 95003 (US). **WATERSON, Christopher, Robert**; 437 Hoffman Avenue, San Francisco, CA 94114 (US).

(21) International Application Number:
PCT/US2004/023686

(74) Agents: **GLENN, Michael, A.** et al.; Glenn Patent Group, 3475 Edison Way, Suite L., Menlo Park, CA 94025 (US).

(22) International Filing Date: 23 July 2004 (23.07.2004)

(81) Designated States (unless otherwise indicated, for every kind of national protection available): AE, AG, AL, AM, AT, AU, AZ, BA, BB, BG, BR, BW, BY, BZ, CA, CH, CN, CO, CR, CU, CZ, DK, DM, DZ, EC, EE, EG, ES, FI, GB, GD, GE, GH, GM, HR, HU, ID, IL, IN, IS, JP, KE, KG, KP, KZ, LC, LK, LR, LS, LT, LU, LV, MA, MD, MG, MK, MN, MW, MX, MZ, NA, NI, NO, NZ, OM, PG, PH, PL, PT, RO, SC, SD, SE, SG, SK, SL, SY, TJ, TM, TN, TR, TT, TZ, UA, UG, US, UZ, VC, VN, YU, ZA, ZM, ZW.

(25) Filing Language: English

(26) Publication Language: English

(30) Priority Data:
10/631,343 30 July 2003 (30.07.2003) US

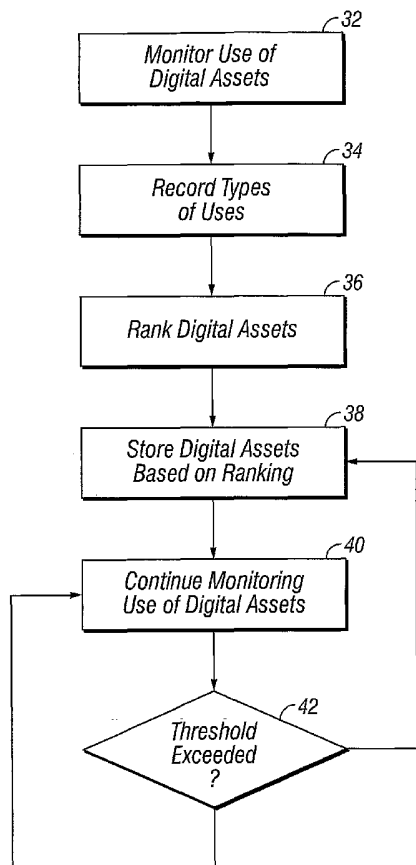
(71) Applicant (for all designated States except US): **AMERICA ONLINE, INC.** [US/US]; 22000 AOL Way, Dulles, VA 20166 (US).

(84) Designated States (unless otherwise indicated, for every kind of regional protection available): ARIPO (BW, GH, GM, KE, LS, MW, MZ, NA, SD, SL, SZ, TZ, UG, ZM, ZW), Eurasian (AM, AZ, BY, KG, KZ, MD, RU, TJ, TM),

(72) Inventors: **APPARAO, Vidur**; 231 High Street, Palo Alto, CA 94301 (US). **BANDHAUER, John**; 518 La

[Continued on next page]

(54) Title: A METHOD AND SYSTEM FOR MANAGING DIGITAL ASSETS



(57) Abstract: The claimed invention enables digital asset management that is responsive to a user's interactions with digital assets (32). Based on the user's interaction, the invention generates a ranking of the digital assets that is intended to reflect the value of the digital assets to the user. The ranking (36) is based in part on the access frequency and recency, and the number and types of uses of the digital assets. An access hierarchy is derived from the ranking that stores the digital assets so that the higher ranked digital assets are more easily accessed than the lower ranked digital assets. The digital assets can include any of digital images, audio files, and Uniform Resource Locators. The invention can also distinguish between different types of uses so that some types of uses imbue an asset with greater value than others. The types of uses include passive viewing or playback, file sharing, transport, and editing. The invention also allows the user to assign subjective values to each digital asset that can be factored into the ranking independently of usage patterns. A volatility-dampening attribute is provided to moderate volatility in the access hierarchy.

WO 2005/013114 A1



European (AT, BE, BG, CH, CY, CZ, DE, DK, EE, ES, FI, FR, GB, GR, HU, IE, IT, LU, MC, NL, PL, PT, RO, SE, SI, SK, TR), OAPI (BF, BJ, CF, CG, CI, CM, GA, GN, GQ, GW, ML, MR, NE, SN, TD, TG).

— *before the expiration of the time limit for amending the claims and to be republished in the event of receipt of amendments*

Published:

— *with international search report*

For two-letter codes and other abbreviations, refer to the "Guidance Notes on Codes and Abbreviations" appearing at the beginning of each regular issue of the PCT Gazette.

A Method And System for Managing Digital Assets

BACKGROUND OF THE INVENTION

TECHNICAL FIELD

5

The invention relates to the field of data storage and management. More particularly, the invention relates to a method and system for managing digital assets.

10

DESCRIPTION OF THE PRIOR ART

15

During the ordinary course of downloading, saving, and retrieving digital data on a device such as a personal computer, a user is regularly faced with the challenge of how to store newly acquired data in such a manner that the user can most effectively access such data in the future. Over time, as the user progressively accumulates more data on the computer, the difficulty in organizing data storage can become increasingly acute.

20

For example, a user may have a collection of digital images stored on the computer. If the user organizes the images into a separate folder devoted exclusively to digital photographs and other images the user eliminates the

aggravation of having to sort through music files or text files to find a desired digital image. However, as the collection of images grows it becomes increasingly burdensome to organize the storage of files in such a manner that the user can quickly and efficiently access images of interest.

5 One storage strategy the user might employ is to create folders organized according to user-assigned criteria, such as by source, date, or subject matter. One benefit of this approach is that the organization makes sense to the user because he dictated the underlying criteria. One downside, however, is that creating and maintaining folders in this manner is a labor-intensive practice. Furthermore, as the
10 number of different folders increases, the organizational complexity can hinder the rapid acquisition of a desired image. This organizational strategy is also relatively inflexible. If the user decides to change the organizational criteria for the folders, then all of the original organizational efforts must be duplicated using new criteria.

Another storage strategy is to organize all of the digital images by date of
15 creation. Storage by date of creation can be accomplished automatically without requiring the user to organize the storage manually. Furthermore, no matter how many images are stored, the organization of the stored images is relatively simple. However, as the number of images grows, it becomes increasingly laborious for the user to access a desired image, especially if the user cannot recall its creation date.

Also, the date of creation might not have any correlation to the value or desirability of an image to the user.

What is needed is a method and a system for managing digital assets that reflects the subjective worth of the digital assets to the user automatically, based on the user's manipulation of the digital assets.

SUMMARY OF THE INVENTION

In one embodiment of the invention, a method and a system are provided for managing digital assets based on a user's pattern of interaction with the digital assets. The user's interaction with the digital assets is monitored to track the extent of use and the specific types of use of the digital assets, which are stored in memory. A ranking module ranks the digital assets based on the nature and extent of the user's interactions with the digital assets. An access hierarchy is created based on the ranking so that digital assets more highly ranked are stored in memory in such a manner that they are more easily accessed than lower ranked digital assets. The ranking can be based on, for example, the types of uses made, and the frequency, recency and number of uses made of the digital assets. The different types of uses considered in ranking the digital assets include, but are not limited to passive playback or viewing, file sharing, transport, and editing. Additionally, the user can

assign a value to each digital asset that represents the subjective worth of each digital asset to the user. These values can be factored in to rank the digital assets.

In one embodiment the invention, a technique is provided for dampening volatility when re-ranking of digital assets. In this embodiment, scores are assigned to the digital assets based on the usage pattern for each digital asset. Subsequently, the digital assets are re-ranked only if the score of one of the digital assets exceeds the score of another previously higher ranked digital asset by a predetermined threshold. Optionally, the user can set the threshold according to the user's subjective tolerance for volatility.

In another embodiment, the invention is used to manage digital images. Ranking of the digital images can be performed to distinguish the different types of user manipulations. For example, different scores can be assigned for viewing, sharing, editing, and transporting (importing or exporting) digital images.

Another embodiment of the invention manages digital audio files. Ranking of the digital audio files can also be performed to distinguish different types of user manipulations so that different scores can be assigned for playback, sharing, transporting, or editing of an audio file.

Another embodiment of the invention manages Uniform Resource Locators (URL). One aspect of this embodiment enables the user to access multiple devices on a network by storing the navigation history of a Web browsing session at a

location that is accessible to each of the network devices. When the user initiates a second Web browsing session on a network device other than the one used during the first session, the navigation history for the first session is downloaded to the second network device. Storing the navigation history at a network-wide accessible location enables the use of the access hierarchy from multiple locations on the network.

One advantage of the invention lies in its ability to react to a user's changing preferences with regard to the digital assets over time, as identified by the user's changing patterns of use and access of those digital assets. For example, as the user begins to access a digital asset more frequently, that digital asset is stored so as to enable more efficient access to that digital asset.

Another advantage of the invention is that it can be economically implemented because the monitoring and ranking of the digital assets can be accomplished without the need for substantial processing requirements.

Another advantage of the invention is that the re-ranking of digital assets can be performed to modulate the volatility in the ranking of the digital assets in the access hierarchy.

Another advantage of the invention is that the user is able to obtain the benefits of the access hierarchy from any number of devices on a computer network.

BRIEF DESCRIPTION OF THE DRAWINGS

Fig. 1 is a schematic diagram of a computer network within which the invention may be practiced;

Fig. 2 is a block diagram of one embodiment of the invention showing components of a device connected to the network illustrated in Fig. 1;

Fig. 3 is a flow diagram illustrating the method for managing digital assets according to the invention;

Fig. 4 is a flow diagram illustrating a method for managing URL's in a navigation history according to the invention;

Fig. 5 is a schematic diagram illustrating the operation of an embodiment of the invention for managing digital images;

Fig. 6 is a schematic diagram illustrating the operation of an embodiment of the invention for managing URL's in a web navigation history; and

Fig. 7 is a flow diagram illustrating a preferred embodiment of the invention for managing URL's in a web navigation history.

DETAILED DESCRIPTION OF THE INVENTION

In one embodiment, the invention operates in the environment of a computer network to facilitate the management of digital assets in a manner that is responsive to a user's interactions with the digital assets. As shown in Fig. 1, first, second, and

third computers 10, 12, and 14 are interconnected via a server/router 16. Any number of different network devices can be substituted for the personal computers, including CD, MP3, and DVD players and the like. A router can be substituted for the server/router 16 as well. The server/router is connected to a publicly accessible
5 network, such as the Internet 18.

With reference to Fig. 2, the components of the presently preferred system for managing digital assets comprise a memory 20 that is used to store digital assets
22. The memory can be any of a number of well-known types of memory, including magnetic media, random access memory (RAM), optical media, or the like. In the
10 embodiment illustrated in Fig. 1, the memory 20 can be resident in one of the personal computers 10-14, it can be located on the server/router 16, or it can be distributed amongst the different networked devices. In the preferred embodiment, the memory is commonly accessible to multiple networked devices. For example, if the memory 20 is resident on the first personal computer 10, it is preferred that
15 second and third computers, 12 and 14 also have access to the memory 20.

Digital assets 22 are stored in the memory 20. Digital assets in the context of the invention include, but are not limited to, Uniform Resource Locators (URL), and digital, audio, or text files. A processor 24 is provided for accessing and manipulating the digital assets 22. The function of the processor can be provided by
20 hardware, software, or a combination of both. A user interface 26 is provided to

enable a user to access and manipulate the digital assets. The user interface can include a keyboard, mouse, or like device. The different types of user manipulations of the digital assets possible with the invention include, but are not limited to viewing, editing, or transport of digital image files or digital audio files. Additional user manipulations include activation, sharing, or transport of URL's, *i.e.* by sending a link attached in an email. An audio output 30, such as a set of audio speakers, and a visual output 28, such as a monitor screen, are provided to present digital audio and image files to the user.

Fig. 3 illustrates the generic process flow for a method for managing digital assets according to the invention. The method includes the step 32 of monitoring the user's manipulation of the digital assets 22. This step includes identifying the specific type of manipulation performed when the user accesses a digital asset. For example, step 22 preferably differentiates between editing, sharing, transporting (sending or receiving over the network), and passive viewing of a file. In step 34 a record is made of the specific types of use made for each digital asset. By making this record, it is possible to identify which digital assets are most frequently accessed and/or manipulated by the user.

In step 36, the digital assets are ranked based, at least in part, on the usage record made in step 34. The ranking takes into account the frequency, recency, and number of uses for each digital asset. In a preferred embodiment, the ranking step

36 also includes referencing a table of user values assigned to the different digital assets. The user-assigned value reflects the subjective worth of a digital asset to the user. For example, if the user has a favorite digital asset, the user assigns a high user value to it to ensure that asset is easy to access, even if the user infrequently
5 accesses it.

In a preferred embodiment step, the 36 also takes into account what type of user manipulations have been performed on the digital assets. This includes referencing a table of values assigned to the different user manipulations of the digital assets. This set of user-manipulation values reflects the relative importance
10 of the different user-manipulations. For example, for digital images, editing might be assigned a higher value than simply viewing a digital image. The ranking step thus takes into account the frequency, recency, number of uses, types of uses, and the user assigned values for each to generate a score for each of the digital assets.

In step 38, the digital assets are stored in memory 20 based on the ranking
15 generated in step 36. That is, an access hierarchy is created in which those digital assets that are most highly ranked are stored so that they are more readily accessed from memory 20 than those digital assets that are lower ranked. In this manner, the method automatically responds to digital asset usage patterns by storing the digital assets with the overall highest value so they are most easily accessed. Steps 36
20 and 38 can be performed periodically while the user is working in an application that

uses the digital assets. Alternatively, these steps can be performed at the end of a user session in the application. As will be discussed more fully below, in some embodiments it is desirable to store the ranking information at a commonly accessible location on the network so that the user can efficiently access the highest value digital assets regardless of which device the user employs. In step 40, the process continues to monitor the use of digital assets.

One potential drawback to ranking the digital assets is that the ranking might become overly volatile. Excessive volatility would result in dramatic reshuffling of the ranking that does not necessarily correspond to the real value of the digital assets to the user. One measure that can partially counteract such volatility is the user-assigned value provided for each of the digital assets. A high user assigned value provided for a digital asset infrequently accessed, but highly valued by the user, can help to maintain a relatively high ranking, for such digital asset even in the absence of much use.

Another volatility dampening measure is provided by step 42. In the process of generating the ranking, a score is assigned to each digital asset based on the user-assigned value and usage of the digital assets, *e.g.* recency, frequency, total number of uses, and types of usage. Step 42 queries whether the score of any digital asset exceeds the score of another previously higher ranked digital asset by a predetermined threshold. If not, the ranking is left unchanged and the process

returns to the monitoring at step 40. Only if the threshold is exceeded does the process move to storing the assets at step 38 based on the re-ranking of the assets at step 42. In a preferred embodiment, the threshold can be adjusted by the user according to the level of volatility acceptable to the user, *e.g.* by a user operated control in the system user interface, or it may be automatic/applied based upon a fixed value embedded in the system.

Management of Digital Image and Audio Files

In one embodiment, the digital asset management invention is used to manage digital files, such as digital image or audio files. Step 44 allows the user to configure the digital asset management system according to the user's specifications. This includes allowing the user to assign values to each of the files, whether audio or digital, that represent the subjective value of each file to the user. When the user first starts a collection of digital image files or audio files, he can choose to assign a user-value to each file. Thereafter, as the user adds more digital image and audio files, the user can be presented with the option of assigning a user-value to each newly added file. The user-assigned values enable the user to influence the ranking of the files regardless of how frequently the user access or manipulates them.

Preferably step 44 also allows the user to tailor digital asset management by modulating the volatility in the ranking of digital assets. As discussed above, ranking

of digital assets is dictated in part by the frequency of the use of the assets. If the ranking is too sensitive to the frequency of use of the digital assets, the dramatic re-ranking of the digital assets may be disruptive to the user. The user can set a minimum threshold score differential that must be exceeded before one digital asset
5 can be re-ranked ahead of a previously higher ranked digital asset. Alternatively, the user can rely on a default threshold setting.

In step 46, the user's activity is recorded with respect to the digital image and audio files. For example, for audio files this step includes recording whether the user merely played back an audio file, or edited, shared, transported, or received the
10 audio file. The invention allows for a distinction between these user-activities so that some activities imbue the audio file with a higher value than others. For example, the act of editing an audio file might generate a higher score for a digital audio file than simply playing back the file. For a digital image file, the act of sharing the file with another network device might generate a higher score for that file than viewing
15 or printing the image. The different user-activities associated with digital image files include, but are not limited to, editing, printing, sharing, viewing, transmitting and receiving. The relative values assigned to the different user-activities are a matter of choice for the user and are not critical to the invention.

In a preferred embodiment, the step 46 also includes recording the frequency,
20 recency, and total number of user-activities with respect to the digital assets. The

more recently the user viewed a digital image, the higher the score for that image would be. Likewise, the higher the frequency or total number of viewings (or any other activity), the higher the score for that digital image would be. The invention learns which digital assets are most important to the viewer based on the user's interaction with the digital assets. For example, the user might listen to a song saved in an audio file with great frequency for a time but then grow bored with it and subsequently rarely play it back. As the user's frequency of access decreases, the score of the audio file declines.

In step 48 a decision is made whether to re-rank the digital image and/or digital audio files based on their usage scores. Fig. 5 provides a simple example of a ranking decision according to the invention. Three digital image files A, B, and C are shown. In this example, the act of viewing is assigned a score of ten, the act of editing is assigned the score of twenty, the act of printing is assigned the score of five and each digital image file has a user-assigned personal score. Two separate user sessions (1 and 2) are shown. In session 1, the user assigned image A a personal score of seven, viewed image A three times, edited it five times, and printed it once for a total score of 112. In session 1, for image B the user assigned the image a personal score of six, viewed the image twice, edited it once, and printed it three times for a score of 91. For image C, in session 1 the user assigned the image a personal score of five, viewed it twice, and printed it once for a score of 30. At the

end of session 1, the ranking of the digital images is A followed by B, with C being ranked the lowest.

After session 2, image A had a score of 32, image B had a score of 91, and image C had a score of 35. Assuming the minimum threshold for re-ranking the digital image files is a score differential of at least ten points between two different image files in a given session, the ranking after session 2 is B with a score of 91, A with a score of 32 followed by C with a score of 35. In this example, for C to have surpassed A in the rankings would have required image C to have scored at least ten points higher than image A, or higher than 42. Image B surpassed image A in the rankings because its score of 91 exceeded the score for image A by more than the ten-point minimum threshold. A simple example has been used here for illustrative purposes, but more sophisticated and well known score calculations and comparisons that account for frequency of use and total number of uses and recency of use can be used to rank digital assets.

An access hierarchy is then formulated in step 50 from the rankings so that the digital images are stored in such a manner that the highest ranked images are more easily accessed than the lower ranked images. In the example shown in Fig. 5, the decision was made to re-rank the digital image files because at least one digital image file (B) had a sufficiently higher score than another previously higher ranked image file (A). If that were not the case, *i.e.* no image file had a score that

exceeded the score of a previously higher ranked digital image by the minimum threshold, then the decision would have been made not to re-rank the digital image files, and the process would return to step 46 to continue recording the user's access to, and use of, the digital image files.

5 In step 50, a new access hierarchy is created to store the higher ranked digital image and/or audio files in a manner that makes them more easily accessed than the lower ranked digital image files, *e.g.* because of latency due to access times, for example, to fast, local storage vs. remote archival storage. In the example shown in Fig. 5, only three images were discussed for the sake of simplicity. However, when
10 many images are stored by a user it may become critical to reserve the most easily accessed data storage for the most highly valued images, while storing the less valued images in less accessible data storage.

Management of URL's In Web Navigation History

In another embodiment, the invention can be used as an alternative to the
15 "Favorites" list in Web browsers. As a user navigates through a Web browsing session a record of the navigation history is made. In addition to a simple list of URL's for Web sites visited, the history preferably also includes the frequency with which each Web site was visited, the total number of visits, the duration of each visit, and the amount of time since the most recent visit to each Web site. The navigation

history can further include a record of any Web sites from which data was downloaded and whether that data were edited or shared by the user.

The URL management embodiment also allows the user to have some direct influence on the ranking of digital assets by providing the user the option to assign personal scores to each URL in the navigation history. If the user elects not to assign a personal score a default score may be assigned to a URL. In one embodiment, the user is provided with an option to set a minimum differential threshold that must be exceeded for a re-ranking to occur. This feature enables the user to modulate the volatility in the re-ranking process.

A simplified illustration of the URL management embodiment of the invention is provided in Fig. 6. Three web sites A, B, and C are included in the Web navigation history. Two Web navigation sessions have been performed, session 1 and session 2. In session 1, Web site A was visited most recently one day ago and was visited at a frequency of four times per day for an average duration of five minutes for each visit. Data downloaded from Website A was edited or shared once during session 1. The user assigned the URL for Web site A a personal score of eight. The user-assigned personal score for each URL helps to determine a ranking of the URL's.

In the example illustrated in Fig. 6, the recency of a URL is factored by assigning ten points for a Web site visit on the day of the ranking, eight points for a one-day period since the last visit, six points for a two-day period since the last visit,

four points for a three-day period, two points for a four-day period, and zero points for a five-day or greater period since the last visit. The average duration of each visit, in minutes, is multiplied by a factor of two for each minute. Thus, an average duration of five minutes for a visit to a Web site would contribute ten points to the score of the corresponding URL.

After Web navigation session 1, taking into account the recency, frequency, average duration of visits, whether data from the web sites was edited or shared, and the user-assigned personal scores of the Web sites, the ranking of the Web sites is as shown (total score in brackets): Web site A (56), Web site B (31.5), and Web site C (29).

The notion of a Web navigation session in this context can be used to describe a fixed period, for example one week or one day, at the end of which the ranking of Web sites is performed. In one embodiment, if a URL has not been activated within a predetermined period of time, for example one month, that URL is removed from the list of ranked URL's.

It is well known that the Web browsing habits of users change over time. Some of this change is seasonal, *i.e.* a Web site for ski conditions would not be accessed during the summer, and some of this has to do with trends and fads that come and go. At the end of the Web browsing session 2 in Fig. 6 it is evident that the user's Web browsing pattern has changed significantly. For example, the

frequency of visits to Web site A decreased from four per day to 1.5 per day, whereas the frequency of visits to Web sites B and C increased from 0.5 per day to two per day, and one per day to five per day, respectively.

To modulate the volatility in the ranking of URL's in this embodiment of the invention, a volatility dampening procedure is provided. Unless the score of at least one URL exceeds the score of another previously higher ranked URL by a minimum threshold, the URL in the list is not re-ranked. In the example shown in Fig. 6, assuming the minimum threshold was a five point score differential, the URL's for Web sites A, B, and C is not re-ranked because the score differential between Web site A (45.5) and web sites B and C (both 49) is less than five. This serves the user by preserving a certain amount of familiarity in the order of the list. If the minimum threshold is exceeded, the order of the URL's in the list is rearranged. The URL's can be presented to the user as a drop down menu from a tool bar in the browser. In a preferred embodiment, the user can adjust the minimum threshold according to the user's tolerance for re-ranking volatility.

Another embodiment of the invention is shown in Fig. 7. Users frequently employ any number of different network devices in different navigation sessions. The embodiment shown in Fig. 7 allows the user to benefit from the invention regardless of which network device is used. In the step 52, a navigation session history is created to reflect the URL's activated during a user's navigation session on

a first network device. In addition to a simple list of activated URL's, the navigation history can include such information as the recency, number and frequency of access, whether the URL's were shared or transported, and the length of time spent at each Web page. In another embodiment, the navigation history created in the step 52 can include an access hierarchy of URLs. The access hierarchy can be based on frequency, recency, type of use, *e.g.* whether a page accessed by the URL is edited or shared, whether information is downloaded from the Web page, and the length of time spent at each Web page, as well as user assigned values provided for all or some of the URL's.

In the step 54, the navigation session history is saved to a commonly accessible location on a network. For example, with reference to Fig. 1, the navigation history can be saved to the server/router 16. In the step 56, a second navigation session is initiated at a second network device, and in the step 58 the navigation session history is downloaded to the second network device. During the second navigation session a navigation session history is once again created and recorded as in steps 42 and 54. As discussed previously, a volatility dampening measure can be employed to minimize volatility in re-ranking of URL's.

Although the invention is described herein with reference to the preferred embodiment, one skilled in the art will readily appreciate that other applications may be substituted for those set forth herein without departing from the spirit and scope of

the present invention. Accordingly, the invention should only be limited by the Claims included below.

Claims

1. A method for managing digital assets, comprising the steps of:

monitoring the use of said digital assets by a user;

5 ranking said digital assets according to the extent of said use of said digital assets; and

generating an access hierarchy based on said ranking step, wherein highly ranked digital assets are more easily accessed by said user than lower ranked digital assets.

10

2. The method of Claim 1, wherein said ranking step is based on at least one of the following: recency of use, frequency of use, and number of uses of said digital assets.

15 3. The method of Claim 2, wherein said ranking step further comprises the step of:
applying a user-assigned value when generating said access hierarchy.

4. The method of Claim 1, further comprising the steps of:

assigning scores to each of said digital assets based on said use of said digital assets;

re-ranking said digital assets only if a score of a first digital asset exceeds a score of a second previously higher ranked digital asset by a predetermined threshold.

5 5. The method of Claim 1, wherein said monitoring step comprises the step of monitoring use of digital images.

10 6. The method of Claim 5, further comprising the step of:

assigning scores for viewing, editing, and transmitting or receiving a digital image, said ranking step comprising the step of processing at least one of said assigned scores.

15 7. The method of Claim 1, wherein said monitoring step includes monitoring digitized audio files, the method further comprising the step of assigning scores to playing, editing and transmitting or receiving said audio files, said ranking step including processing said scores.

20 8. The method of Claim 1, wherein said monitoring step comprises the step of:

monitoring a Web browser's navigation history.

9. The method of Claim 8, further comprising the step of:

assigning a first score to a Uniform Resource Locator (URL) based on the length

5 of time spent by said user visiting a Web page represented by said URL and a
second score if said user downloads digital information from a Web site associated
with said URL:

said ranking step further comprising the step of processing at least one of said
first and said second scores.

10

10. The method of Claim 8, further comprising the steps of:

assigning cumulative scores to a plurality of URL's activated by said user;

re-ranking said plurality of URL's only if a cumulative score assigned to a first

URL exceeds a cumulative score assigned to a second previously higher ranked

15 URL by a predetermined threshold.

11. The method of Claim 1, further comprising the step of:

sharing said access hierarchy with a plurality of networked devices.

20 12. A system for managing a plurality of digital assets, comprising:

a memory for storing a plurality of digital assets;

a processor in communication with said memory for manipulating said plurality of digital assets; and

a ranking module in communication with said processor and said memory to

5 rank said digital assets based on user manipulation of said digital assets;

wherein said memory is responsive to said rank of said digital assets to store said digital assets with higher ranked digital assets more easily accessed than lower ranked digital assets.

10 13. The system of Claim 12, wherein said digital assets are any of digital images and digital audio files.

14. The system of Claim 13, wherein said ranking module is in communication with said processor to assign a first score to a first digital image when said processor

15 accesses said first digital image for viewing and to assign a second score to a second digital image if said processor accesses said second digital image for editing.

15. The system of Claim 12, wherein said ranking module ranks said digital assets at least in part based on user-assigned values.

20

16. The system of Claim 12, wherein said ranking module comprises an inertia algorithm that prevents a re-ranking of said digital assets unless a score of a first digital asset exceeds a score of a second previously higher ranked digital asset by a predetermined threshold.

5

17. The system of Claim 12, wherein said ranking module comprises an input for receiving data representative of use of said digital assets including any of frequency of use, recency of use, and number of uses of said digital assets, said ranking module being configured to factor in said data representative of said use.

10

18. The system of Claim 12, wherein said digital assets stored in said memory comprise digital images, said ranking module being configured to use scores assigned to said digital images to calculate a ranking of said digital images, said scores being based on specific user manipulations of said digital images, comprise
15 any of editing, viewing, and transmitting or receiving of said digital images.

19. The system of Claim 12, wherein said digital assets stored in said memory comprise URL's.

20. The system of Claim 19, wherein said ranking module comprise an inertia algorithm that prevents a re-ranking of said URL's unless a score of at least one of said URL's exceeds a score of another of said URL's by a predetermined threshold.

5 21. The system of Claim 13, wherein said ranking module is in communication with said processor to assign a first score to a first digital audio file when said processor accesses said first digital audio file for playback and to assign a second score to a second audio file if said processor accesses said second digital audio file for editing.

10 22. A method for managing storage of, and access to URL's, comprising the steps of:

creating a navigation history of URL's activated during a first browsing session at a first device located on a network;

15 at the conclusion of said browsing session, saving said navigation history at a location accessible to a plurality of networked devices;

initiating a second browsing session at a second device located on said network; and

accessing said navigation history at said second device for use during said second browsing session.

23. The method of Claim 22, further comprising the steps of:

ranking said URL's according to the extent said URL's are used; and

generating an access hierarchy based on said ranking step so that URL's that are more highly ranked are more easily accessed than lower ranked URL's.

5

24. The method of Claim 23, further comprising the steps of:

assigning scores to said URL's based on a usage URL usage pattern of said

URL's; and

re-ranking said URL's only if a score of at least one URL exceeds a score of

10 another previously higher ranked URL by a predetermined threshold.

25. The method of Claim 24, further comprising the step of:

allowing a user to establish said predetermined threshold.

15 26. A method for managing a list of URL's that is automatically responsive to a user's Web navigation history, comprising the steps of:

creating a Web navigation history that records Web sites visited by said user;

assigning scores to each of said URL's in said Web navigation history based on use of said URL's;

creating an access hierarchy of said URL's based on said scores, wherein URL's having higher scores are more easily accessed than URL's having lower scores.

5 27. The method of Claim 26, wherein said step of creating a Web navigation history comprises recording the recency and frequency with which each of said URL's are activated.

28. The method of Claim 26, wherein said step of creating said Web navigation
10 history comprises the step of:

determining whether data downloaded from Web sites corresponding to said URL's were edited or shared by said user.

29. The method of Claim 26, further comprising the step of:
15 receiving user-assigned values for each of said URL's, said step of assigning scores further comprising the step of factoring in said user-assigned values.

30. The method of Claim 26, further comprising the steps of:
updating said Web navigation history to record Web sites visits made by said
20 user;

assigning scores to each of said URL's in said updated Web navigation history based on said user's use of said URL's; and

updating said access hierarchy if a score assigned to a first URL exceeds a score assigned to a second previously higher ranked URL by a predetermined

5 threshold.

31. The method of Claim 30, further comprising the step of:

allowing said user to define said predetermined threshold.

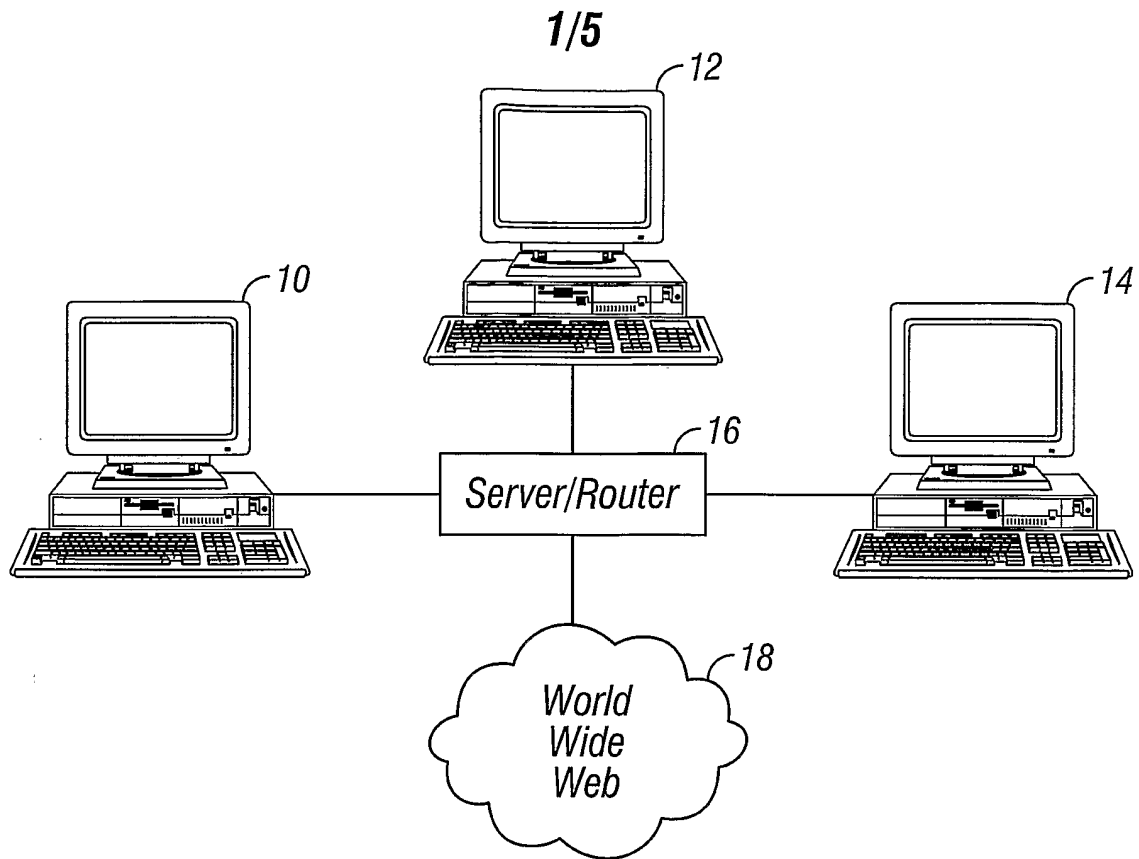


FIG. 1

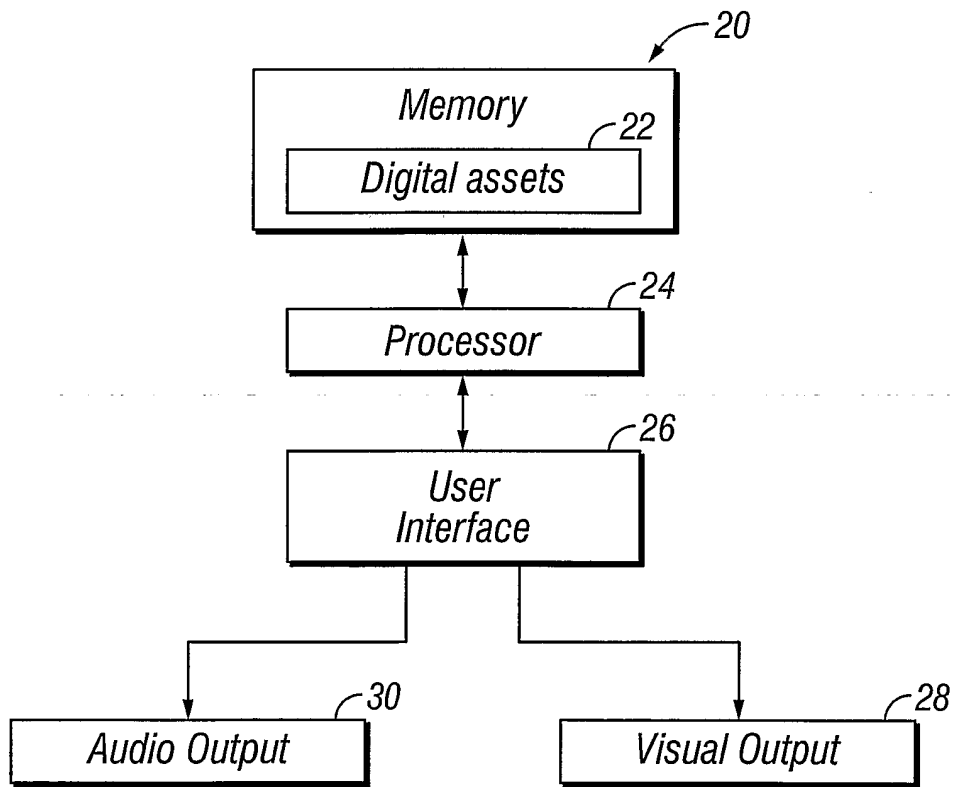


FIG. 2

2/5

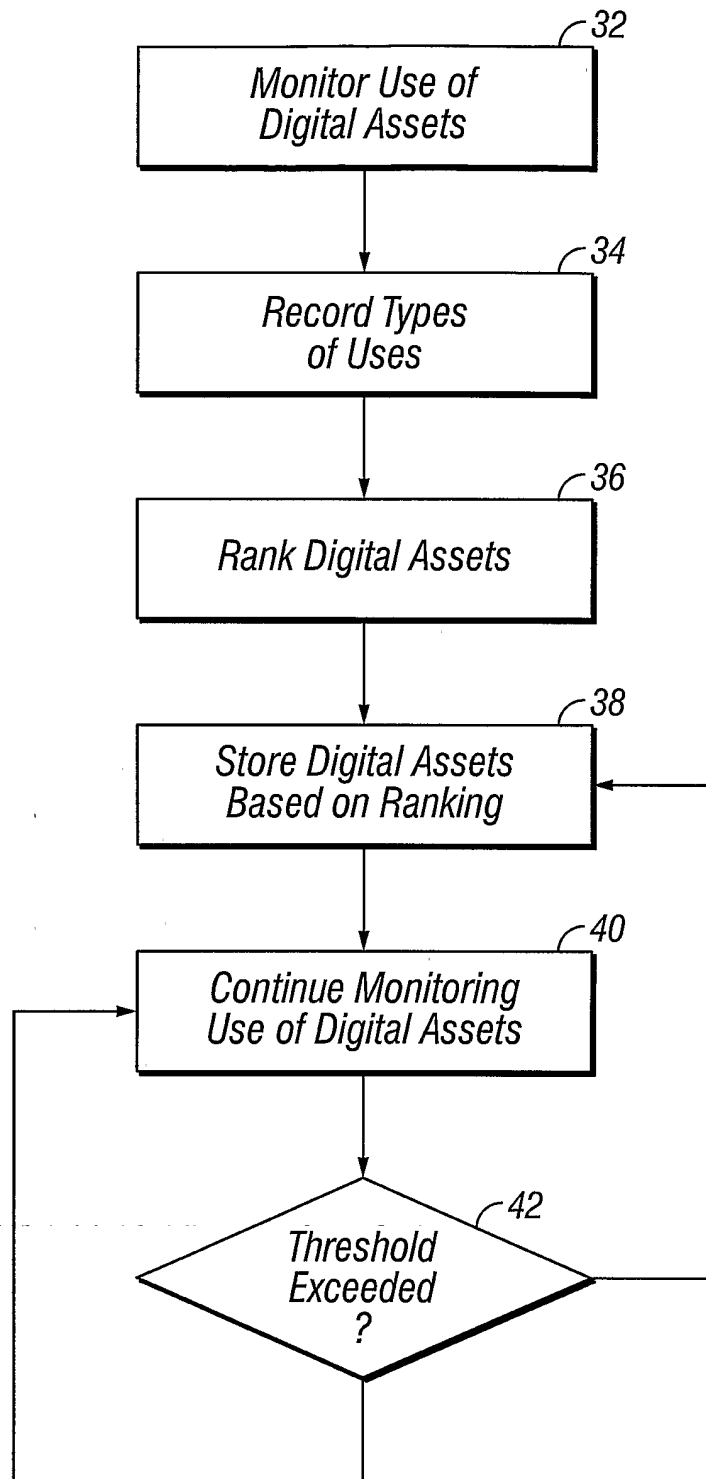


FIG. 3

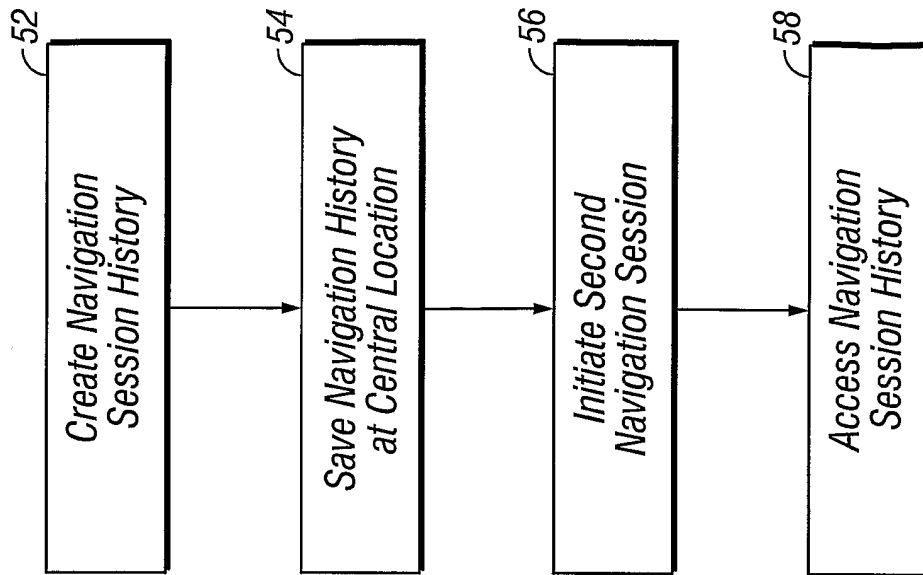


FIG. 7

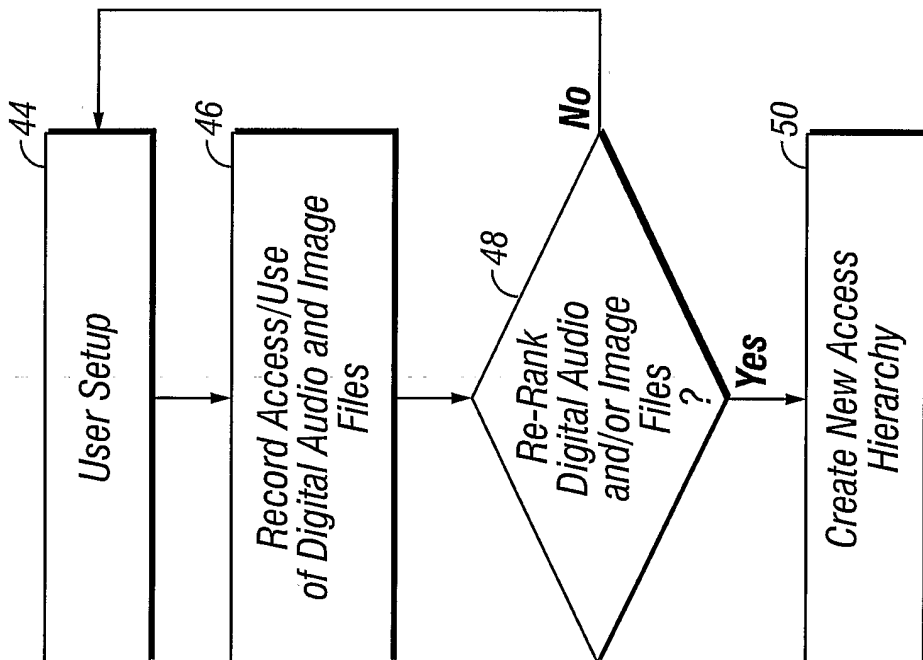
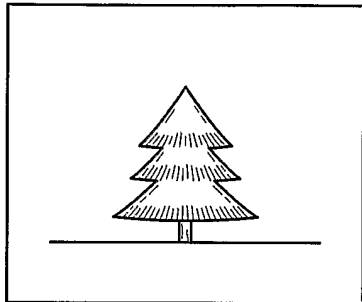


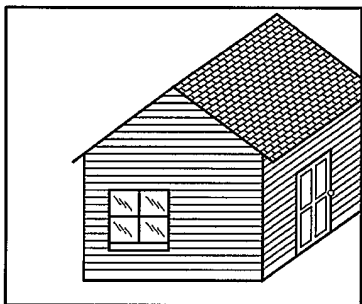
FIG. 4

4/5




A

A	
Session 1	Session 2
<i>Personal Score 7</i>	<i>Personal Score 7</i>
<i>3 Viewings</i>	<i>2 Viewings</i>
<i>5 Edits</i>	—
<i>1 Print Job</i>	<i>1 Print Job</i>
<i>Total Score 112</i>	<i>Total Score 32</i>



B

B	
Session 1	Session 2
<i>Personal Score 6</i>	<i>Personal Score 6</i>
<i>5 Viewings</i>	<i>4 Viewings</i>
<i>1 Edit</i>	<i>2 Edits</i>
<i>3 Print Jobs</i>	<i>1 Print Job</i>
<i>Total Score 91</i>	<i>Total Score 91</i>



C

C	
Session 1	Session 2
<i>Personal Score 5</i>	<i>Personal Score 5</i>
<i>2 Viewings</i>	<i>1 Viewing</i>
—	<i>1 Edit</i>
<i>1 Print Job</i>	—
<i>Total Score 30</i>	<i>Total Score 35</i>

FIG. 5

5/5

Web Site
A

A

Session 1	Session 2
Most Recent - 1 Day	Most Recent - 0 Day
4 Visits/Day	1.5 Visits/Day
Avg. Duration - 5 Min.	Avg. Duration - 10 Min.
Edited/Shared - 1	Edited/Shared - 0
Personal Score - 8	Personal Score - 8
Total Score - 56	Total Score - 45.5

Web Site
B

B

Session 1	Session 2
Most Recent - 3 Day	Most Recent - 1 Day
0.5 Visits/Day	2 Visits/Day
Avg. Duration - 10 Min.	Avg. Duration - 3 Min.
Edited/Shared - 0	Edited/Shared - 2
Personal Score - 5	Personal Score - 5
Total Score - 31.5	Total Score - 49

Web Site
C

C

Session 1	Session 2
Most Recent - 3 Day	Most Recent - 0 Day
1 Visits/Day	5 Visits/Day
Avg. Duration - 6 Min.	Avg. Duration - 5 Min.
Edited/Shared - 0	Edited/Shared - 0
Personal Score - 4	Personal Score - 4
Total Score - 29	Total Score - 49

INTERNATIONAL SEARCH REPORT

International application No.

PCT/US04/23686

A. CLASSIFICATION OF SUBJECT MATTER

IPC(7) : G06F 3/00

US CL : 715/745

According to International Patent Classification (IPC) or to both national classification and IPC

B. FIELDS SEARCHED

Minimum documentation searched (classification system followed by classification symbols)

U.S. : 715/745, 733, 736, 737, 738.

Documentation searched other than minimum documentation to the extent that such documents are included in the fields searched

Electronic data base consulted during the international search (name of data base and, where practicable, search terms used)

Please See Continuation Sheet

C. DOCUMENTS CONSIDERED TO BE RELEVANT

Category *	Citation of document, with indication, where appropriate, of the relevant passages	Relevant to claim No.
X --- Y	US 5,748,512 (VARGAS) 05 May 1998 (05.05.1998), column 1, lines 48-56, column 2, lines 52-63, col 7, lines 47-67, column 15, lines 7-49, column 16, lines 45-67.	1-7, 12-18, 26 ----- 8-11, 19-21, 27-31
Y	US 6,400,381 B1 (BARRETT et al) 04 June 2002 (04.06.2002), column 2, lines 12-45.	8-11, 19-21, 27-31

Further documents are listed in the continuation of Box C.

See patent family annex.

* Special categories of cited documents:

"A" document defining the general state of the art which is not considered to be of particular relevance

"T"

later document published after the international filing date or priority date and not in conflict with the application but cited to understand the principle or theory underlying the invention

"E" earlier application or patent published on or after the international filing date

"X"

document of particular relevance; the claimed invention cannot be considered novel or cannot be considered to involve an inventive step when the document is taken alone

"L" document which may throw doubts on priority claim(s) or which is cited to establish the publication date of another citation or other special reason (as specified)

"Y"

document of particular relevance; the claimed invention cannot be considered to involve an inventive step when the document is combined with one or more other such documents, such combination being obvious to a person skilled in the art

"O" document referring to an oral disclosure, use, exhibition or other means

"&"

document member of the same patent family

"P" document published prior to the international filing date but later than the priority date claimed

Date of the actual completion of the international search

Date of mailing of the international search report

13 December 2004 (13.12.2004)

04 JAN 2005

Name and mailing address of the ISA/US

Authorized officer

Mail Stop PCT, Attn: ISA/US
Commissioner for Patents
P.O. Box 1450
Alexandria, Virginia 22313-1450

Kieu Vu

Telephone No. 571-272-4057

Facsimile No. (703)305-3230

INTERNATIONAL SEARCH REPORT

International application No.

PCT/US04/23686

Box No. II Observations where certain claims were found unsearchable (Continuation of item 2 of first sheet)

This international search report has not been established in respect of certain claims under Article 17(2)(a) for the following reasons:

1. Claims Nos.:
because they relate to subject matter not required to be searched by this Authority, namely:

2. Claims Nos.:
because they relate to parts of the international application that do not comply with the prescribed requirements to such an extent that no meaningful international search can be carried out, specifically:

3. Claims Nos.:
because they are dependent claims and are not drafted in accordance with the second and third sentences of Rule 6.4(a).

Box No. III Observations where unity of invention is lacking (Continuation of item 3 of first sheet)

This International Searching Authority found multiple inventions in this international application, as follows:

1. As all required additional search fees were timely paid by the applicant, this international search report covers all searchable claims.
2. As all searchable claims could be searched without effort justifying an additional fee, this Authority did not invite payment of any additional fee.
3. As only some of the required additional search fees were timely paid by the applicant, this international search report covers only those claims for which fees were paid, specifically claims Nos.:

4. No required additional search fees were timely paid by the applicant. Consequently, this international search report is restricted to the invention first mentioned in the claims; it is covered by claims Nos.: 1-21 and 26-31

Remark on Protest The additional search fees were accompanied by the applicant's protest.
 No protest accompanied the payment of additional search fees.

INTERNATIONAL SEARCH REPORT

International application No.
PCT/US04/23686

Continuation of B. FIELDS SEARCHED Item 3:
East search
search term: rank, score, usage history, user profile, frequency, update.