

(No Model.)

M. W. HENIUS.
CORSET TRIMMING.

No. 346,476.

Patented Aug. 3, 1886.

Fig. 1.



Fig. 2.

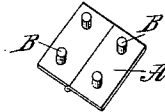


Fig. 3.

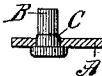


Fig. 4.

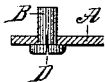
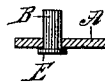


Fig. 5.



Witnesses,

C. C. Perkins.
C. E. Ruggles.

Inventor,

May W. Henius
By *A. M. Wooster*
att'y.

UNITED STATES PATENT OFFICE.

MAX W. HENIUS, OF BRIDGEPORT, CONNECTICUT.

CORSET-TRIMMING.

SPECIFICATION forming part of Letters Patent No. 346,476, dated August 3, 1886.

Application filed November 11, 1885. Serial No. 182,424. (No model.)

To all whom it may concern:

Be it known that I, MAX W. HENIUS, a citizen of the United States, residing at Bridgeport, in the county of Fairfield and State of Connecticut, have invented certain new and useful Improvements in Corset-Trimnings and Similar Articles; and I do hereby declare the following to be a full, clear, and exact description of the invention, such as will enable others skilled in the art to which it appertains to make and use the same.

My invention relates to small metallic articles—such as, for example, hinges, corset-trimmings, &c.—that are ordinarily held in place by rivets.

The object of my invention is to furnish this class of articles ready for use—that is, with the rivets securely held in place—so that hand-labor in placing them in the holes at the time the articles are secured in place is wholly dispensed with, this being a very important item to manufacturers using large quantities every day—as, for example, in the manufacture of corsets.

Various plans have been devised for securing metallic trimmings of this general class in place for use; but none has proved practical and adapted for general use except rivets when the articles are to be attached to metal. As corset-trimmings and similar articles are now placed upon the market, the rivets come separate therefrom and have to be placed in the holes by hand, which is a source of great inconvenience to the manufacturer who uses them. This is true even when goods are handled in small quantities, and when used in large quantities in manufacturing the operation of placing the rivets in place is an item of considerable expense. In the manufacture of corsets, for example, from three to five hooks are placed upon the front of each corset, each hook being ordinarily secured in place by two or three rivets. As this portion of the manufacture is now carried on, each rivet has to be set in a hole by hand, making from six to fifteen operations that are required just to prepare the trimmings for attachment in place in the manufacture of each corset. In order to wholly overcome these objections without increasing the cost of the trimmings as placed upon the market, I have devised the novel

construction and arrangement of which the following description, in connection with the accompanying drawings, is a specification.

Figure 1 is a perspective illustrating my invention as applied to a corset-hook; Fig. 2, a similar view illustrating my invention as applied to a hinge; Fig. 3, an enlarged section of a corset-hook, hinge, or other article, illustrating my preferred form of holding the rivets in place; Fig. 4, a similar section illustrating another way of holding the rivets in place, and Fig. 5 a cross-section illustrating still another way of holding the rivets in place.

A indicates a corset-hook, hinge, or any small metallic article; and B, rivets fixed there-in independently of any other means by which the article is to be secured in place for use.

The essential principle of my invention is, that the rivets themselves shall be so constructed that when once placed in position in the article they will remain there without anything being done to the article itself, and without the assistance of other devices.

In Fig. 3 I have illustrated my preferred form for holding the rivets in place, which is to provide a shoulder or enlargement, C, at the base of each rivet, just under the head, so that when the rivet is forced into place it is held there by a drive fit. It will be understood, of course, that in the drawings the rivet is very much enlarged and the shoulder is exaggerated. It is simply necessary in practice that the shoulder shall be slightly larger than the diameter of the hole, but of course not large enough to require great power to force it in.

In Fig. 4 I have illustrated another means of accomplishing exactly the same result, which is to split the head and a portion of the body of the rivet, as at D. The act of splitting will slightly spread the two parts of the rivet, so that when forced into the hole in the corset-hook or other article the rivet is firmly held there by the springing of its parts.

In Fig. 5 I have illustrated still another and a cheaper way of holding the rivets in place. This form of my invention requires a special machine, which will be made the subject of a future application. In this form the rivets are formed in the holes, the wire being automatically pushed through the holes a predetermined distance, and then cut off a short distance back

of the corset-hook, hinge, or other article. A blow is then struck upon the stump of wire projecting back of the article, which flattens down the metal of the wire, as at E, forming
5 a head to the rivet, and also expands the metal in the hole sufficiently to hold the rivet there firmly.

It should be understood that the details of my invention may be varied within reasonable limits without departing from the spirit
10 thereof.

Having thus described my invention, I claim—

The combination, with corset-trimmings and

analogous articles having holes, of solid rivets, each of which is provided with an enlargement, whereby when placed in said holes the rivets are held there by friction alone, the article being thus made ready for attachment
20 without further operation upon either article or rivet.

In testimony whereof I affix my signature in presence of two witnesses.

MAX W. HENIUS.

Witnesses:

A. M. WOOSTER,
C. E. RUGGLES.