

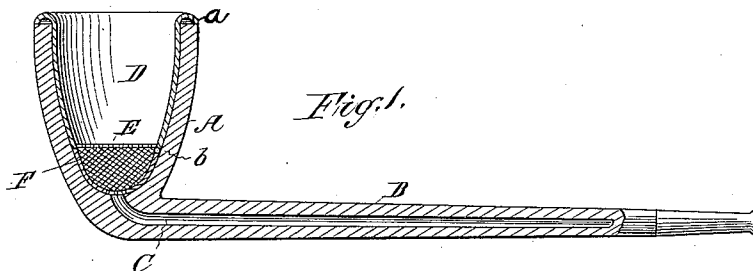
(No Model.)

F. J. KALDENBERG.

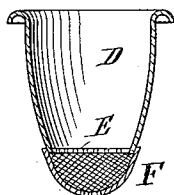
TOBACCO PIPE.

No. 373,559.

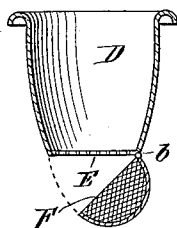
Patented Nov. 22, 1887.



*Fig. 3.*



*Fig. 2.*



Witnesses  
O. W. Benjamin  
Herman Kaut

Inventor  
Frederick J. Kaldbenberg  
By H. Stewell  
his atty

# UNITED STATES PATENT OFFICE.

FREDERICK J. KALDENBERG, OF TARRYTOWN, NEW YORK.

## TOBACCO-PIPE.

SPECIFICATION forming part of Letters Patent No. 373,559, dated November 27, 1887.

Application filed July 21, 1887. Serial No. 244,947. (No model.)

### *To all whom it may concern:*

Be it known that I, FREDERICK J. KALDENBERG, a citizen of the United States, residing at Tarrytown, in the county of Westchester and State of New York, have invented certain new and useful Improvements in Tobacco-Pipes, of which the following is a specification, reference being had to the drawings accompanying and forming a part of the same.

My invention relates to improvements in tobacco-pipes; and the object of my improvement is to provide a simple means for purifying the smoke in its passage through the pipe, so that it is inhaled free from deleterious matter, and this I accomplish by so constructing the inner bowl or tobacco-holder of a pipe that its lower end shall be made to form a closed reservoir for retaining any suitable neutralizing material for purifying the smoke before it enters the stem of the pipe.

In the accompanying drawings, which clearly illustrate the novel features of my invention, Figure 1 is a sectional view of a tobacco-pipe constructed according to my invention. Fig. 2 is a side elevation of the inner bowl or tobacco-holder removed from the pipe, with its cup shaped bottom part swung downward; and Fig. 3 is a similar view of the tobacco-holder, showing a detachable bottom section.

A represents the outer bowl of the pipe, and B the stem portion, provided with the usual air-passage, C, communicating with the outer bowl near its lower end.

D is an inner bowl or holder for retaining the tobacco, which is removably fitted into the outer bowl, A, with its upper edge extending above and projecting over the edge of the outer bowl, as shown at *a*, Fig. 1. Into the lower part of the tobacco holder D is fitted an internal perforated diaphragm, E, preferably made of metal, which is made to form the bottom of the compartment for holding the tobacco. Below the diaphragm E the body of the holder is prolonged by a perforated cup-shaped end part, F, which is secured to the extremity of the holder by means of a hinge, *b*, (shown in Figs. 1 and 2,) so as to swing down-

ward. When this swinging end is closed, its top is covered by the diaphragm E, forming a closed perforated chamber below the tobacco-chamber, communicating with the air-passage in the stem of the pipe, which is filled with salt or any other of the neutralizing agents of nicotine, so that the smoke in its passage through the pipe is freed from deleterious matter before it enters the mouth. By making this receptacle a part of the tobacco-holder the construction of the two parts is greatly simplified, and the effectiveness of the purification of the smoke is considerably increased, as it is subjected to the action of the neutralizing agent uninterruptedly until it enters the stem of the pipe.

In some cases I may prefer to make the cup-shaped bottom piece detachable, as is shown in Fig. 3, in which case it is secured to the bottom of the holder by slipping the edge of the one over the other.

The operation of cleansing and replenishing the lower receptacle is perfectly accomplished with very little labor, and without disturbing the contents of the upper chamber, by drawing out the holder from the bowl and opening or removing the lower end of the same.

What I claim as new, and desire to secure by Letters Patent, is—

1. As a new article of manufacture, a combined tobacco-holder and purifying device consisting of a holder formed with an upper imperforate compartment for tobacco and a lower perforated compartment for purifying material removably fitted to the upper compartment beneath a perforated bottom thereof and adapted to fit into the bowl of a pipe, as set forth.

2. The combination of the bowl A with stem B, inner bowl, D, having perforated diaphragm E, and swinging perforated bottom piece, F, all arranged as and for the purpose set forth.

FREDERICK J. KALDENBERG.

Witnesses:

T. J. TEMPLE,  
S. VAN ZANDT.