



US0D1069098S

(12) **United States Design Patent**
Suzuki et al.

(10) **Patent No.:** **US D1,069,098 S**

(45) **Date of Patent:** **** Apr. 1, 2025**

- (54) **FAN**
- (71) Applicant: **YAMABIKO CORPORATION**, Tokyo (JP)
- (72) Inventors: **Kenji Suzuki**, Ohme (JP); **Satsuki Yuzuki**, Ohme (JP)
- (73) Assignee: **YAMABIKO CORPORATION** (JP)
- (**) Term: **15 Years**
- (21) Appl. No.: **29/840,268**
- (22) Filed: **May 27, 2022**

FOREIGN PATENT DOCUMENTS

CN	305769507	*	5/2020
CN	308397117	*	12/2023

(Continued)

OTHER PUBLICATIONS

Cordless Compact Yard Leaf Blower; posted online on Mar. 21, 2016; retrieved from internet on Sep. 26, 2023; <https://www.amazon.com/Milwaukee-0884-20-Cordless-Compact-Blower/dp/B01D8UDAAC>; Year: 2016 (total 8 pages).

(Continued)

Primary Examiner — Justin C Dodson

Assistant Examiner — Matthew Bird

(74) *Attorney, Agent, or Firm* — Harness, Dickey & Pierce, P.L.C.

(30) **Foreign Application Priority Data**

Dec. 17, 2021 (JP) 2021-027787 D

(51) **LOC (15) Cl.** **23-03**

(52) **U.S. Cl.**
USPC **D23/413**

(58) **Field of Classification Search**

USPC D23/314, 317, 332, 335, 336, 337, 341, D23/342, 351, 352, 355, 356, 359, 360, D23/362, 364, 370, 371, 375, 377, 378, D23/379, 380, 381, 382, 385, 386, 387, D23/388, 411, 413; D26/59; D12/214, D12/339, 344

CPC F04D 19/00; F04D 19/002; F04D 25/08; F04D 25/166; F04D 5/00; F04D 5/02; F04D 29/26; F04D 29/284; F04D 29/285; F04D 29/30; F04D 29/322; F04D 29/324; F04D 29/325; F04D 29/329; F04D 29/38; F04D 29/384; F04D 29/386; F04D 29/544; B64C 27/46; B64C 11/16; B05B 3/105

See application file for complete search history.

(56) **References Cited**

U.S. PATENT DOCUMENTS

2,113,116 A * 4/1938 McMillan F04D 5/00 415/128

2,652,191 A 9/1953 Buchi
(Continued)

(57) **CLAIM**

The ornamental design for a fan, as shown and described.

DESCRIPTION

FIG. 1 is a perspective view 1 of a fan, shown our new design;

FIG. 2 is a perspective view 2 thereof;

FIG. 3 is a front elevation view thereof;

FIG. 4 is a rear elevation view thereof;

FIG. 5 is a left elevation view thereof;

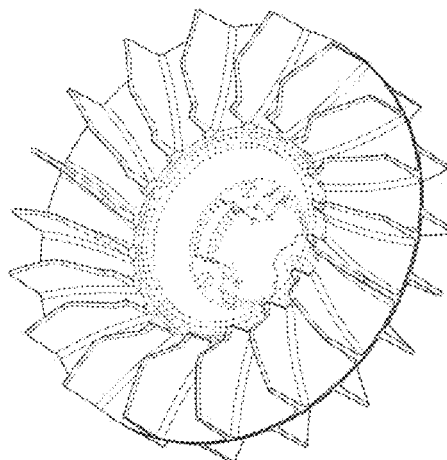
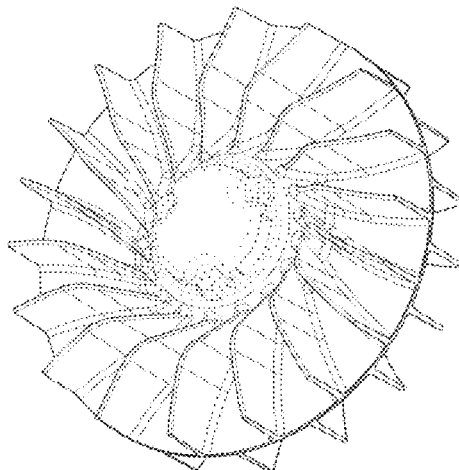
FIG. 6 is a right elevation view thereof;

FIG. 7 is a top plan view thereof; and,

FIG. 8 is a bottom plan view thereof.

The broken lines illustrate portions of the fan that form no part of the claimed design. The dot-dash broken lines illustrate the boundary of the claim. Surface lines are used to clarify shapes.

1 Claim, 8 Drawing Sheets



(56)

References Cited

U.S. PATENT DOCUMENTS

D286,927 S 11/1986 Aiyama
 4,657,477 A 4/1987 Shinoda
 D359,603 S 6/1995 Rakocy et al.
 D408,950 S 4/1999 Basham
 D431,697 S 10/2000 Hayakawa et al.
 6,299,406 B1* 10/2001 Yu F04D 29/188
 415/55.1
 D486,568 S 2/2004 Chen et al.
 D486,569 S * 2/2004 Chen D23/411
 D493,216 S * 7/2004 Wu D23/370
 D497,459 S 10/2004 Nawrozki et al.
 D497,692 S 10/2004 Nawrozki et al.
 D527,500 S 8/2006 Christianson
 7,118,345 B2* 10/2006 Wu F04D 29/30
 416/243
 D534,645 S 1/2007 Tateishi et al.
 D538,984 S 3/2007 King
 D577,113 S 9/2008 Tinius
 D594,961 S 6/2009 Tinius
 D696,823 S 12/2013 Crawley
 D698,106 S 1/2014 Crawley
 D711,056 S 8/2014 Crawley
 D711,057 S 8/2014 Crawley
 D742,603 S 11/2015 Tschopp
 9,382,919 B2* 7/2016 Cheng F04D 29/281
 D796,754 S 9/2017 Hu
 D821,564 S 6/2018 Conrad et al.
 10,495,115 B2 12/2019 Takashima et al.
 11,913,458 B2* 2/2024 Kim F04D 29/2216
 2004/0083609 A1 5/2004 Malott

2005/0002793 A1* 1/2005 Wu F04D 29/282
 416/223 R
 2006/0153674 A1 7/2006 Kamoshita et al.
 2006/0182502 A1 8/2006 Schliemann et al.
 2008/0184523 A1 8/2008 Yuasa
 2012/0251323 A1* 10/2012 Chiu F04D 29/188
 416/198 R
 2013/0212830 A1 8/2013 Stones et al.
 2016/0309661 A1 10/2016 Eakins, Jr. et al.
 2016/0341210 A1* 11/2016 Ishikawa F04D 29/023
 2018/0070536 A1 3/2018 Cooper et al.
 2019/0136866 A1 5/2019 Kedelty et al.
 2020/0072499 A1 3/2020 He et al.
 2022/0333611 A1 10/2022 Tzeng
 2023/0235747 A1* 7/2023 Suzuki F04D 25/0673
 416/175

FOREIGN PATENT DOCUMENTS

KR 300866256.0000 * 7/2016
 TW 201424567 A * 6/2014
 WO 2019/094168 A1 5/2019

OTHER PUBLICATIONS

Husqvarna 952711902 125BVX 28cc Variable Speed Handheld Mulcher Blower Vac; posted online on Nov. 26, 2011; retrieved from internet on Sep. 26, 2023; <https://www.amazon.com/Husqvarna-952711902-125BVx-Handheld-Blower/dp/B00280MUZ8>; Year: 2011 (total 8 pages).

* cited by examiner

Fig.1

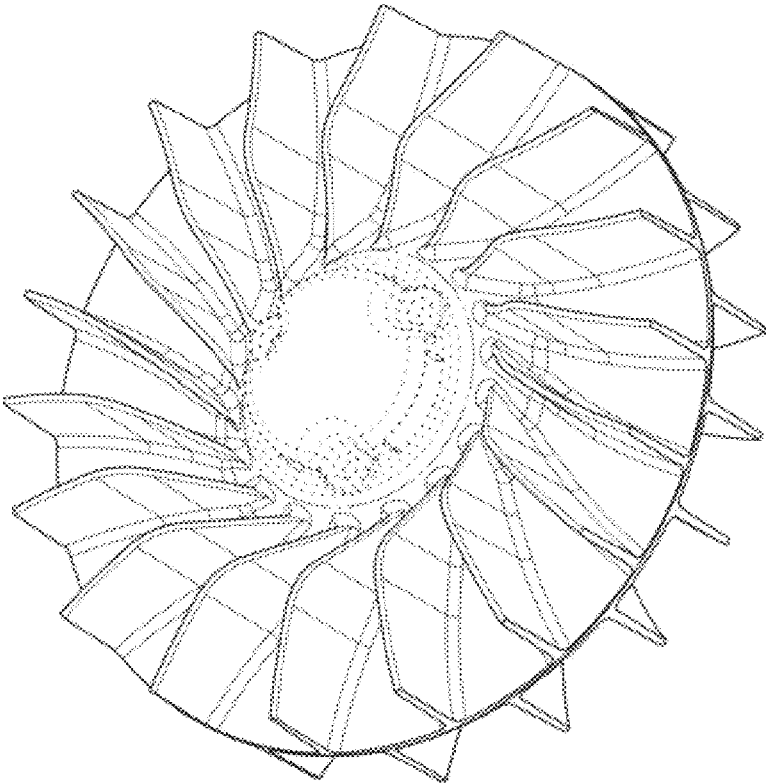


Fig.2

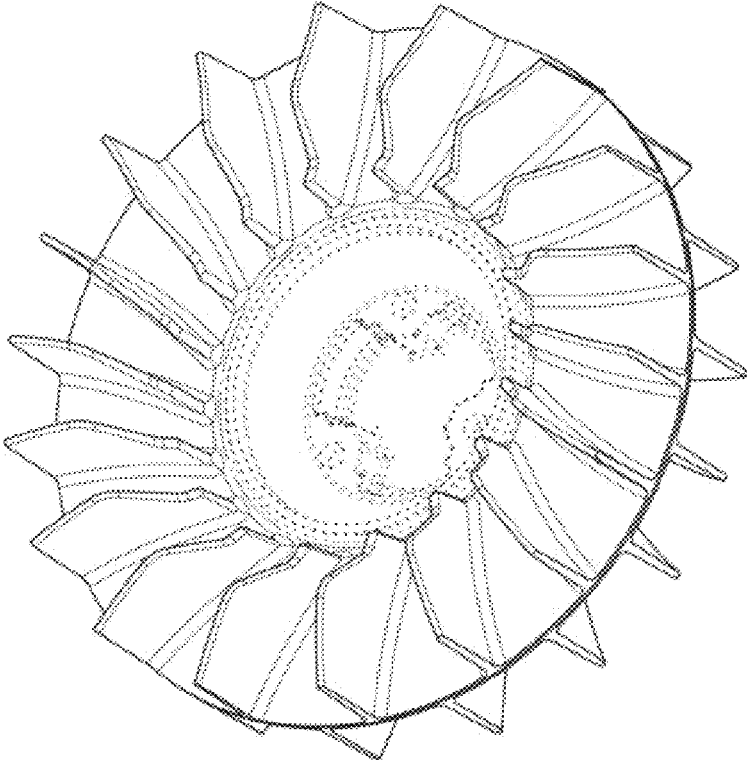


Fig.3

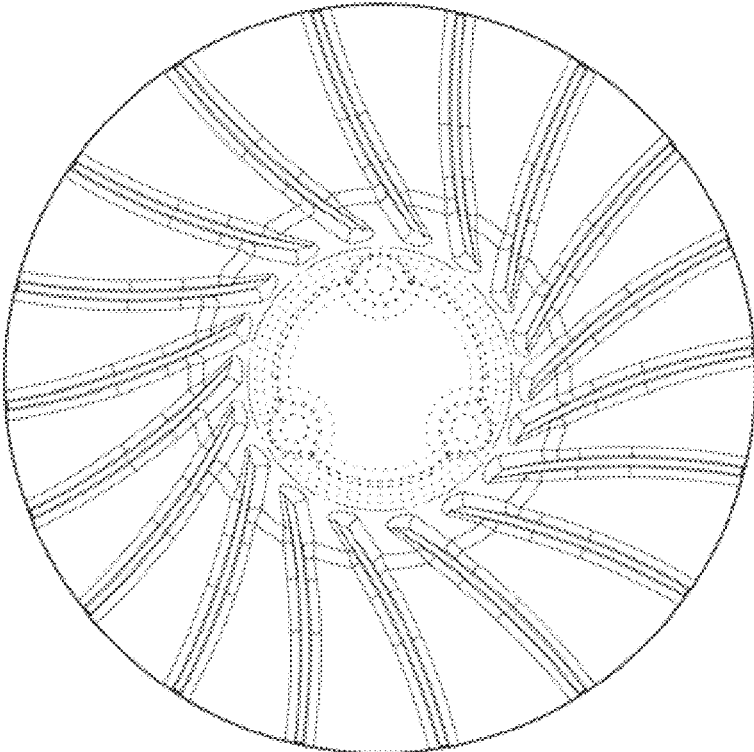


Fig.4

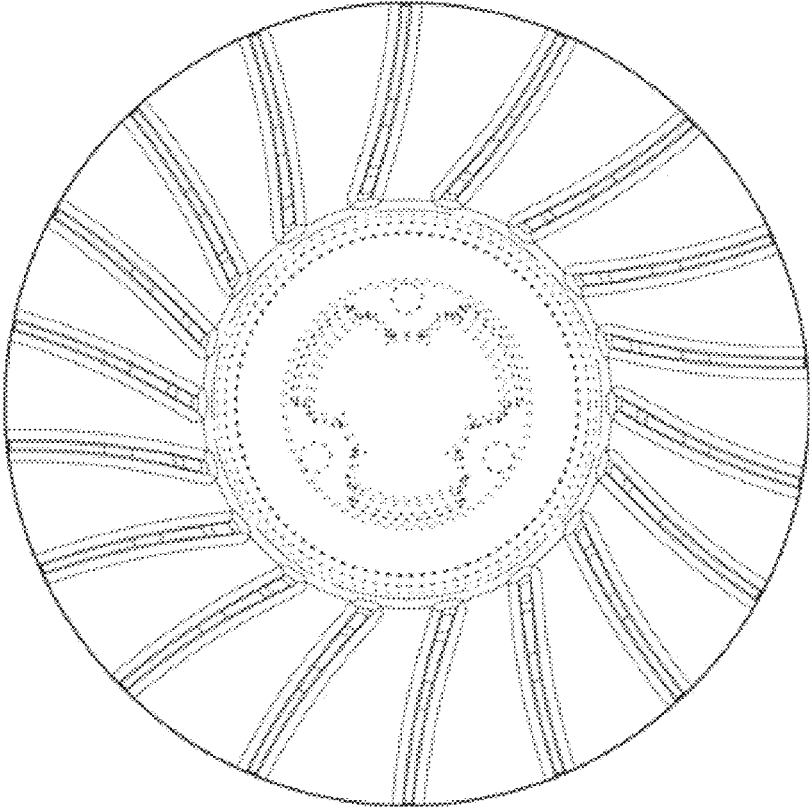


Fig.5

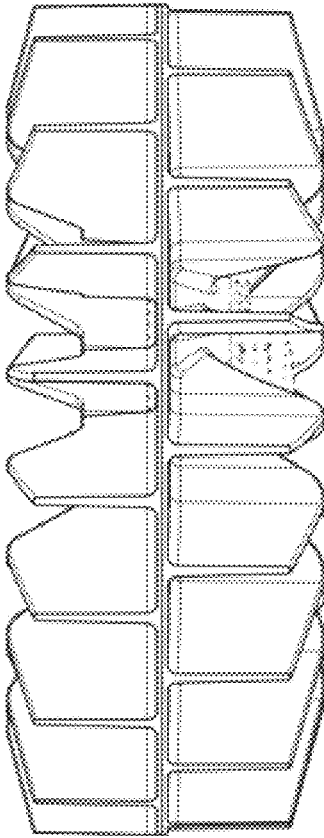


Fig.6

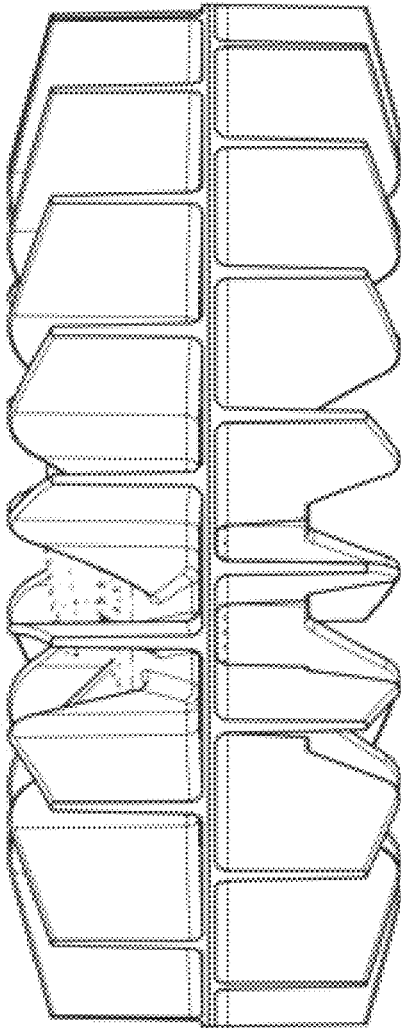


Fig.7

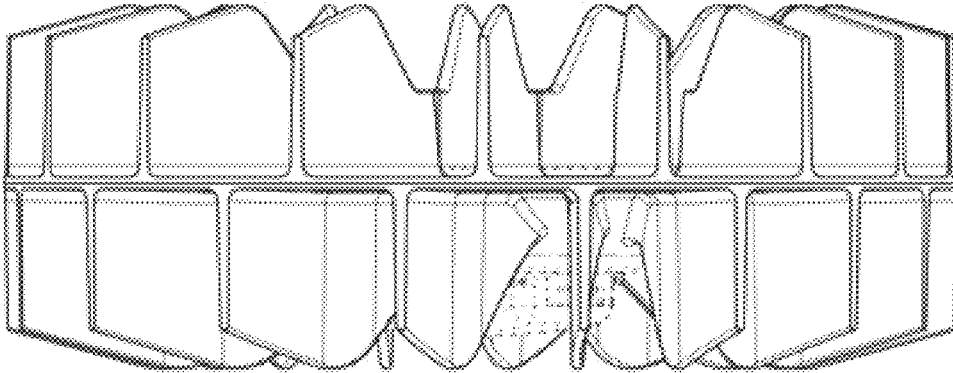


Fig.8

