

(19)



(11)

EP 2 923 706 A1

(12)

EUROPEAN PATENT APPLICATION

(43) Date of publication:

30.09.2015 Bulletin 2015/40

(51) Int Cl.:

A61K 38/10 (2006.01)

A61P 1/00 (2006.01)

A61P 5/00 (2006.01)

A61P 9/00 (2006.01)

C07K 7/08 (2006.01)

(21) Application number: **15161750.3**

(22) Date of filing: **03.12.2010**

(84) Designated Contracting States:

**AL AT BE BG CH CY CZ DE DK EE ES FI FR GB
GR HR HU IE IS IT LI LT LU LV MC MK MT NL NO
PL PT RO RS SE SI SK SM TR**

(30) Priority: **03.12.2009 US 630654**

(62) Document number(s) of the earlier application(s) in
accordance with Art. 76 EPC:

10796208.6 / 2 506 865

(71) Applicant: **Synergy Pharmaceuticals Inc.**
New York, NY 10170 (US)

(72) Inventor: **Shailubhai, Kunwar**

Audubon, PA Pennsylvania 19403 (US)

(74) Representative: **Ireland, Jacqueline Frances et al**
Cooley (UK) LLP
Dashwood
69 Old Broad Street
London EC2M 1QS (GB)

Remarks:

This application was filed on 30-03-2015 as a
divisional application to the application mentioned
under INID code 62.

(54) **AGONISTS OF GUANYLATE CYCLASE USEFUL FOR THE TREATMENT OF
HYPERCHOLESTEROLEMIA**

(57) This invention also provides a method to pre-
vent, control and treat lipid metabolism disorder, a biliary
disorder, cardiovascular disease, obesity or an endo-
crine disorder by administering at least one agonist of

guanylate cyclase receptor either alone or in combination
with a compound typically used to treat the disorder and
or with an inhibitor of cGMP-dependent phosphodiesterases.

EP 2 923 706 A1

Description**RELATED APPLICATIONS**

[0001] This application is a continuation in part of U.S.S.N. 12/133,344, filed June 4, 2008 which claims the benefit of U.S.S.N. 60/933,194, filed June 4, 2007; and this application is a continuation in part of U.S.S.N. 12/478,505, filed June 4, 2009 which claims the benefit of U.S.S.N. 61/058,888 filed June 4, 2008; and this application is a continuation in part of U.S.S.N. 12/478,511, filed June 4, 2009 which claims the benefit of U.S.S.N. 61/058,892, filed June 4, 2008; and this application is a continuation in part of U.S.S.N. 12/504,288 filed July 16, 2009 which claims the benefit of U.S.S.N. 61/081,289, filed July 16, 2008 the contents of which are each incorporated herein by reference in their entireties.

FIELD OF THE INVENTION

[0002] The present invention relates to the therapeutic use of guanylate cyclase C (GC-C) agonists as for reducing absorption of fat, triglycerides, bile acids and cholesterol. The agonists may be used either alone or in combination with inhibitors of cholesterol biosynthesis in the human body to prevent or treat heart stroke, atherosclerosis, coronary heart disease (CHD), gallstone, hypertension, obesity and other cardiovascular diseases. In addition, GC-C agonists may also be used in combination with inhibitors of cholesterol and bile acid absorption from the gut.

BACKGROUND OF THE INVENTION

[0003] Uroguanylin, guanylin and bacterial ST peptides are structurally related peptides that bind to a guanylate cyclase receptor and stimulate intracellular production of cyclic guanosine monophosphate (cGMP) (1,6). This results in the activation of the cystic fibrosis transmembrane conductance regulator (CFTR), an apical membrane channel for efflux of chloride from enterocytes lining the intestinal tract (1-6). Activation of CFTR and the subsequent enhancement of transepithelial secretion of chloride lead to stimulation of sodium and water secretion into the intestinal lumen (3). Therefore, by serving as paracrine regulators of CFTR activity, cGMP receptor agonists regulate fluid and electrolyte transport in the GI tract (1-6; US patent 5,489,670). Thus, the cGMP-mediated activation of CFTR and the downstream signaling plays an important role in normal functioning of gut physiology. Therefore, any abnormality in this process could potentially lead to gastrointestinal disorders such as irritable bowel syndrome, inflammatory bowel disease, excessive acidity and cancer (25, 26).

[0004] The process of epithelial renewal involves the proliferation, migration, differentiation, senescence, and eventual loss of GI cells in the lumen (7, 8). The GI mucosa can be divided into three distinct zones based on the proliferation index of epithelial cells. One of these zones, the proliferative zone, consists of undifferentiated stem cells responsible for providing a constant source of new cells. The stem cells migrate upward toward the lumen to which they are extruded. As they migrate, the cells lose their capacity to divide and become differentiated for carrying out specialized functions of the GI mucosa (9). Renewal of GI mucosa is very rapid with complete turnover occurring within a 24-48 hour period (9). During this process mutated and unwanted cells are replenished with new cells. Hence, homeostasis of the GI mucosa is regulated by continual maintenance of the balance between proliferation and apoptotic rates (8).

[0005] The rates of cell proliferation and apoptosis in the gut epithelium can be increased or decreased in a wide variety of different circumstances, e.g., in response to physiological stimuli such as aging, inflammatory signals, hormones, peptides, growth factors, chemicals and dietary habits. In addition, an enhanced proliferation rate is frequently associated with a reduction in turnover time and an expansion of the proliferative zone (10). The proliferation index has been observed to be much higher in pathological cases of ulcerative colitis and other GI disorders (11). Thus, intestinal hyperplasia is the major promoter of gastrointestinal inflammation and carcinogenesis.

[0006] In addition to a role for uroguanylin and guanylin as modulators of intestinal fluid and ion secretion, these peptides may also be involved in the continual renewal of GI mucosa by maintaining the balance between proliferation and apoptosis in cells lining GI mucosa. Therefore, any disruption in this renewal process, due to reduced production of uroguanylin and/or guanylin can lead to GI inflammation and cancer (25, 26). This is consistent with previously published data in WO 01/25266, which suggest a peptide with the active domain of uroguanylin may function as an inhibitor of polyp development in the colon and may constitute a treatment of colon cancer. However, recent data also suggest that uroguanylin also binds to a currently unknown receptor, which is distinct from GC-C receptor (3,4). Knockout mice lacking this guanylate cyclase receptor show resistance to ST peptides in the intestine, but effects of uroguanylin and ST peptides are not disturbed in the kidney *in vivo* (3). These results were further supported by the fact that membrane depolarization induced by guanylin was blocked by genistein, a tyrosine kinase inhibitor, whereas hyperpolarization induced by uroguanylin was not effected (12, 13). Thus, it is not clear if the anti-colon cancer and anti-inflammatory activities of uroguanylin and its analogs are mediated through binding to one or both of these receptors.

[0007] Irritable bowel syndrome (IBS) and chronic idiopathic constipation are pathological conditions that can cause

a great deal of intestinal discomfort and distress but unlike the IBD diseases such as ulcerative colitis and Crohn's disease, IBS does not cause the serious inflammation or changes in bowel tissue and it is not thought to increase the risk of colorectal cancer. In the past, inflammatory bowel disease (IBD), celiac disease and irritable bowel syndrome (IBS) were regarded as completely separate disorders. Now, with the description of inflammation, albeit low-grade, in IBS, and of symptom overlap between IBS and celiac disease, this contention has come under question. Acute bacterial gastroenteritis is the strongest risk factor identified to date for the subsequent development of postinfective irritable bowel syndrome (PI-IBS). Clinical risk factors include prolonged acute illness and the absence of vomiting. A genetically determined susceptibility to inflammatory stimuli may also be a risk factor for irritable bowel syndrome. The underlying pathophysiology indicates increased intestinal permeability and low-grade inflammation, as well as altered motility and visceral sensitivity (27). Thus, IBS is now considered as a low grade IBD.

[0008] Serotonin (5-hydroxytryptamine [5-HT]) is a key modulator of gut function and is known to play a major role in pathophysiology of IBS. It has been shown that the activity of 5-HT is regulated by cGMP (28). Recent studies have shown measurable improvements in patients with IBS treated with selective serotonin reuptake inhibitors and serotonin-ergic agents (alosetron, tegaserod) (29, 30). Majority of the serotonin content in the body is found in the gut and not in the central nervous system. This fact raises the question as to whether the modulation of serotonin action in the gut could influence IBS or other functional bowel symptoms. Recently, it has been suggested that mucosal inflammation plays a putative role in the pathophysiology of IBS (31). Therefore, we believe that GC-C agonist might also be useful in treatment of IBS.

[0009] Diabetes mellitus (DM) is a group of metabolic diseases characterized by hyperglycemia, resulting from defects in insulin secretion, insulin action, or both. The chronic hyperglycemia of diabetes is associated with long-term damage, dysfunction, and failure of various organs, especially the eyes, kidneys, nerves, heart, and blood vessels. Well-known risk factors of type 2 DM are family history, obesity, age, race, prediabetes [impaired fasting glucose (IFG) and/or impaired glucose tolerance (IGT)], gestational DM, and polycystic ovarian syndrome. A few previous studies have evaluated possible relationships between insulin resistance and serotonin (32). Investigations on diabetic rats have revealed dysfunctions in serotonin receptors in both the large and the small intestines (33). Moreover, an association between insulin resistance and inflammation has been reported (34). In light of these data, we hypothesize that IBS may be associated with levels of glucose tolerance, resulting in type 2 DM. Therefore, GC-C agonists may also be useful in prevention and control of type 2 DM.

[0010] Furthermore, there are numerous investigations that have supported the role of chronic inflammation in the pathogenesis of type 2 DM (35-37). In these studies, it was noted that chronic inflammation might accompany increased levels of C-reactive protein and inflammatory cytokines. Data also indicated a correlation that prediabetes was common in patients with IBS, which suggested that the chronic inflammation process might be responsible for the progression to DM. Prediabetes condition has recently been reported to occur more commonly in the IBS group than in the control group (35). HDL and LDL levels were also found to be higher in the IBS group compared with the control group (35). Because prediabetes is a precursor of type 2 DM, patients with IBS may be considered as a high-risk group for type 2 DM. Hence, treatments for IBS might also prevent and control progression of prediabetic condition to type 2 DM.

[0011] Hypercholesterolemia has been recognized as a major risk factor for coronary heart disease (CHD). In clinical trials, reducing serum LDL cholesterol has been demonstrated to decrease the incidence of CHD and to reverse atherosclerotic lesions. Two main classes of clinically useful hypocholesterolemic agents are the 3-hydroxy-3-methylglutaryl coenzyme A (HMG-CoA) reductase inhibitors (e.g., statins) and the bile acid sequestrants. Both induce hepatic LDL receptor activity by increasing hepatic cholesterol demand. Because the major determinant of serum cholesterol level is hepatic LDL receptor activity (38), these agents may share a common mechanism leading to reduction in serum cholesterol.

[0012] In the case of bile acid sequestrants such as cholestyramine and colestipol, the mechanism of action seems to be due to inhibition of enterohepatic circulation, the transport of bile acids between liver and intestine. Bile acids are synthesized from cholesterol in the liver and secreted into the bile flow to facilitate the digestion and absorption of lipids, followed by nearly quantitative (~95%) reabsorption from the intestine. The remaining ~5% of the bile acids enter colon and excreted out. The ileal Na/bile acid cotransporter (IBAT) maintains the reabsorption of bile acids from the intestine and thus, its inhibitor is expected to exhibit pharmacological effects similar to those of bile acid sequestrants. Bile acids are detergent molecules that facilitate biliary excretion of cholesterol, byproduct of metabolism and xenobiotics, and intestinal absorption of fat and fat-soluble nutrients. When food is ingested, the gallbladder is stimulated to contract resulting in secretion of bile into the lumen of small intestine (duodenum), where it acts as a detergent to form micelles of fat soluble nutrients, dietary cholesterol and lipids. Micelles serve an important function in the digestion and in absorption of fat consisting of mainly dietary triglycerides and cholesterol.

[0013] The digestive system is largely responsible for the maintenance of cholesterol balance in the body. Bile salts are produced by enzymatic modification of cholesterol and secreted into intestine. The reabsorption of bile salts from the intestine is very efficient and 95-98% of bile salts are recycled back to liver. Thus, only 2-5% of bile salts escape recycling and are excreted out in feces. This amount of loss of bile salts is replenished quickly in liver through enzymatic

conversion from cholesterol. Therefore, inhibition of bile salt from the intestine has been used as an approach to reduce serum cholesterol. Moreover, cholesterol absorption inhibitors also reduce the absorption of dietary cholesterol. Known cholesterol absorption inhibitors are plant sterols and stanols. In addition, inhibitors of ileal Na⁺/bile acid cotransporter (IBAT) are also used for reducing plasma cholesterol. Plasma cholesterol levels can be reduced through inhibition of cholesterol synthesis as well as through inhibition of ileal absorption of dietary cholesterol and reabsorption of bile salts. Enterohepatic cycling thus has a profound impact on plasma cholesterol and body fat.

[0014] Prolonged small intestinal transit, like in patients with chronic constipation, IBS-c, and impaired gallbladder emptying, should hinder enterohepatic cycling, which might be associated with increased levels of plasma cholesterol, triglycerides and lipids. In addition, slowed transit through the distal intestine (ileum, caecum and colon) may also lead to increased conversion of bile acids to deoxycholate, which in itself can slow down small intestinal transit. Absorption of deoxycholic acid from colon occurs only by passive diffusion. When radioactive cholic acid is injected into the colon at a laparotomy most of it was absorbed and resecreted in the bile largely as deoxycholate during the first 24 hours but its absorption from colon continued for several days (39). Moreover, prolonged presence of deoxycholate at higher level in colon can also cause inflammatory diseases and cancer.

[0015] Given the prevalence of diseases associated with hypercholesterolemia, obesity and inflammatory conditions, inhibition of ileal absorption of cholesterol and reduction in reabsorption of bile salts from intestine could be highly useful as improve the treatment options for obesity, cardiovascular diseases, diabetes type 2, gallstone and liver diseases.

SUMMARY OF THE INVENTION

[0016] The present invention is based upon the development of agonists of guanylate cyclase receptor (SEQ ID NO:1-249). The agonists are analogs of uroguanylin, guanylin, lymphoguanylin and ST peptides and have superior properties such as for example high resistance to degradation at the N-terminus and C-terminus from carboxypeptidases and/or by other proteolytic enzymes present in the stimulated human intestinal juices and human gastric juices. The invention relates in part to the use of GC-C agonists to inhibit bile acid absorption from the gut. Thus, GC-C agonists may be used either alone or in combination with statins (i.e., Lipitor, Zocor and Crestor) for cholesterol lowering in humans.

[0017] The peptides of the invention may be used to treat any condition that responds to enhanced intracellular levels of cGMP. Intracellular levels of cGMP can be increased by enhancing intracellular production of cGMP and/or by inhibition of its degradation by cGMP-specific phosphodiesterases. Among the specific conditions that can be treated or prevented are lipid metabolism disorders, biliary disorders, gastrointestinal disorders, inflammatory disorders, lung disorders, cancer, cardiac disorders including cardiovascular disorders, eye disorders, oral disorders, blood disorders, liver disorders, skin disorders, prostate disorders, endocrine disorders, increasing gastrointestinal motility and obesity. Lipid metabolism disorder including, but not limited to, dyslipidemia, hyperlipidemia, hypercholesterolemia, hypertriglyceridemia, sitosterolemia, familial hypercholesterolemia, xanthoma, combined hyperlipidemia, lecithin cholesterol acyltransferase deficiency, tangier disease, abetalipoproteinemia, erectile dysfunction, fatty liver disease, and hepatitis. Biliary disorders include gallbladder disorders such as for example, gallstones, gall bladder cancer cholangitis, or primary sclerosing cholangitis; or bile duct disorders such as for example, cholecystitis, bile duct cancer or fascioliasis. Gastrointestinal disorders include for example, irritable bowel syndrome (IBS), non-ulcer dyspepsia, chronic intestinal pseudo-obstruction, functional dyspepsia, colonic pseudo-obstruction, duodenogastric reflux, gastroesophageal reflux disease (GERD), ileus inflammation (e.g., post-operative ileus), gastroparesis, heartburn (high acidity in the GI tract), constipation (e.g., constipation associated with use of medications such as opioids, osteoarthritis drugs, osteoporosis drugs; post surgical constipation, constipation associated with neuropathic disorders. Inflammatory disorders include tissue and organ inflammation such as kidney inflammation (e.g., nephritis), gastrointestinal system inflammation (e.g., Crohn's disease and ulcerative colitis); necrotizing enterocolitis (NEC); pancreatic inflammation (e.g., pancreatitis), lung inflammation (e.g., bronchitis or asthma) or skin inflammation (e.g., psoriasis, eczema). Lung Disorders include for example chronic obstructive pulmonary disease (COPD), and fibrosis. Cancer includes tissue and organ carcinogenesis including metastases such as for example gastrointestinal cancer, (e.g., gastric cancer, esophageal cancer, pancreatic cancer colorectal cancer, intestinal cancer, anal cancer, liver cancer, gallbladder cancer, or colon cancer; lung cancer; thyroid cancer; skin cancer (e.g., melanoma); oral cancer; urinary tract cancer (e.g. bladder cancer or kidney cancer); blood cancer (e.g. myeloma or leukemia) or prostate cancer. Cardiac disorders include for example, congestive heart failure, trachea cardia hypertension, high cholesterol, or high triglycerides. Cardiovascular disorders include for example aneurysm, angina, atherosclerosis, cerebrovascular accident (stroke), cerebrovascular disease, congestive heart failure, coronary artery disease, myocardial infarction (heart attack), or peripheral vascular disease. Liver disorders include for example cirrhosis and fibrosis. In addition, GC-C agonist may also be useful to facilitate liver regeneration in liver transplant patients. Eye disorders include for example increased intra-ocular pressure, glaucoma, dry eyes retinal degeneration, disorders of tear glands or eye inflammation. Skin disorders include for example xerosis. Oral disorders include for example dry mouth (xerostomia), Sjögren's syndrome, gum diseases (e.g., periodontal disease), or salivary gland duct blockage or malfunction. Prostate disorders include for example benign prostatic hyperplasia (BPH). Endocrine disorders

include for example diabetes mellitus, hyperthyroidism, hypothyroidism, and cystic fibrosis.

[0018] The peptides may be in a pharmaceutical composition in unit dose form, together with one or more pharmaceutically acceptable carrier, excipients or diluents. The term "unit dose form" refers to a single drug delivery entity, e.g., a tablet, capsule, solution or inhalation formulation. The amount of peptide present should be sufficient to have a positive therapeutic effect when administered to a patient (typically, between 100 µg and 3 g). What constitutes a "positive therapeutic effect" will depend upon the particular condition being treated and will include any significant improvement in a condition readily recognized by one of skill in the art. For example, it may constitute a reduction in inflammation, shrinkage of polyps or tumors, a reduction in metastatic lesions, etc.

[0019] In yet another aspect, an invention provides administering to said patient an effective dose of an inhibitor of cGMP-specific phosphodiesterase (cGMP-PDE), a fibrate, a lipid altering agent, a HMG-CoA reductase inhibitor, an anti-diabetic agent, an anti-obesity agent either concurrently or sequentially with said guanylate cyclase receptor agonist. The cGMP-PDE inhibitor includes for example suldinac sulfone, zaprinast, and motapizone, vardenafil, and sildenafil. In addition, GC-C agonist peptides may be used in combination with inhibitors of cyclic nucleotide transporters.

[0020] Other features and advantages of the invention will be apparent from and are encompassed by the following detailed description and claims.

BRIEF DESCRIPTION OF THE DRAWINGS

[0021]

Figure 1 shows enterohepatic cycling of bile acids.

Figure 2 shows the stimulation of cyclic GMP synthesis in CaCo-2 cells by SP-304.

Figure 3 shows the effect of preincubation time on ³H-taurocholate absorption by CaCo-2 cells.

Figure 4 shows the kinetics of ³H-taurocholate absorption by CaCo-2 monolayer.

Figure 5 shows the bar graph result of ³H-taurocholate absorption by CaCo-2 monolayer.

Figure 6 shows ³H-taurocholate absorption in CaCo-2 cells.

DETAILED DESCRIPTION

[0022] The present invention is based upon the development of agonists of guanylate cyclase-C (GC-C). The agonists are analogs of uroguanylin, guanylin, lymphoguanylin and ST peptid and have superior properties such as for example high resistance to degradation at the N-terminus and C-terminus from carboxypeptidases and/or by other proteolytic enzymes such as those present in the stimulated human intestinal fluid (SIF) and simulated human gastric fluid (SGF).

[0023] The GC-C is expressed on various cells including on gastrointestinal epithelial cells, and on extra-intestinal tissues including kidney, lung, pancreas, pituitary, adrenal, developing liver, heart and male and female reproductive tissues (reviewed in Vaandrager 2002 Mol Cell Biochem 230:73-83). The GC-C is a key regulator of fluid and electrolyte balance in the intestine and kidney. In the intestine, when stimulated, the GC-C causes an increase in intestinal epithelial cGMP. This increase in cGMP causes a decrease in water and sodium absorption and an increase in chloride and potassium ion secretion, leading to changes in intestinal fluid and electrolyte transport and increased intestinal motility.

[0024] The invention relates in part to the use of GC-C agonists to inhibit bile acid absorption from the gut. Thus, GC-C agonists may be used either alone or in combination with statins (Lipitor, Zocor and Crestor) for cholesterol lowering in humans.

[0025] The guanylate cyclase-C agonists according to the invention include amino acid sequences represented by Formulas I-XX as well as those amino acid sequence summarized below in Tables I, II, III, IV, V, VI, and VII. The guanylate cyclase-C agonists according to the invention are collectively referred to herein as "GCRA peptides".

Table I. GCRA Peptides (SP-304 and Derivatives)

Name	Position of Disulfide bonds	Structure	SEQ ID NO
SP-304	C4:C12,C7:C15	Asn ¹ -Asp ² -Glu ³ -Cys ⁴ -Glu ⁵ -Leu ⁶ -Cys ⁷ -Val ⁸ -Asn ⁹ -Val ¹⁰ -Ala ¹¹ -Cys ¹² -Thr ¹³ -Gly ¹⁴ -Cys ¹⁵ -Leu ¹⁶	1
SP-326	C3:C11,C6:C14	Asp ¹ -Glu ² -Cys ³ -Glu ⁴ -Leu ⁵ -Cys ⁶ -Val ⁷ -Asn ⁸ -Val ⁹ -Ala ¹⁰ -Cys ¹¹ -Thr ¹² -Gly ¹³ -Cys ¹⁴ -Leu ¹⁵	2
SP-327	C2:C10,C5:C13	Asp ¹ -Glu ² -Cys ³ -Glu ⁴ -Leu ⁵ -Cys ⁶ -Val ⁷ -Asn ⁸ -Val ⁹ -Ala ¹⁰ -Cys ¹¹ -Thr ¹² -Gly ¹³ -Cys ¹⁴	3
SP-328	C2:C10,C5:C13	Glu ¹ -Cys ² -Glu ³ -Leu ⁴ -Cys ⁵ -Val ⁶ -Asn ⁷ -Val ⁸ -Ala ⁹ -Cys ¹⁰ -Thr ¹¹ -Gly ¹² -Cys ¹³ -Leu ¹⁴	4
SP-329	C2:C10,C5:C13	Glu ¹ -Cys ² -Glu ³ -Leu ⁴ -Cys ⁵ -Val ⁶ -Asn ⁷ -Val ⁸ -Ala ⁹ -Cys ¹⁰ -Thr ¹¹ -Gly ¹² -Cys ¹³	5
SP-330	C1:C9,C4:C12	Cys ¹ -Glu ² -Leu ³ -Cys ⁴ -Val ⁵ -Asn ⁶ -Val ⁷ -Ala ⁸ -Cys ⁹ -Thr ¹⁰ -Gly ¹¹ -Cys ¹² -Leu ¹³	6
SP-331	C1:C9,C4:C12	Cys ¹ -Glu ² -Leu ³ -Cys ⁴ -Val ⁵ -Asn ⁶ -Val ⁷ -Ala ⁸ -Cys ⁹ -Thr ¹⁰ -Gly ¹¹ -Cys ¹²	7
SP-332	C4:C12,C7:C15	Asn ¹ -Asp ² -Glu ³ -Cys ⁴ -Glu ⁵ -Leu ⁶ -Cys ⁷ -Val ⁸ -Asn ⁹ -Val ¹⁰ -Ala ¹¹ -Cys ¹² -Thr ¹³ -Gly ¹⁴ -Cys ¹⁵ -dLeu ¹⁶	8
SP-333	C4:C12,C7:C15	dAsn ¹ -Asp ² -Glu ³ -Cys ⁴ -Glu ⁵ -Leu ⁶ -Cys ⁷ -Val ⁸ -Asn ⁹ -Val ¹⁰ -Ala ¹¹ -Cys ¹² -Thr ¹³ -Gly ¹⁴ -Cys ¹⁵ -dLeu ¹⁶	9
SP-334	C4:C12,C7:C15	dAsn ¹ -dAsp ² -Glu ³ -Cys ⁴ -Glu ⁵ -Leu ⁶ -Cys ⁷ -Val ⁸ -Asn ⁹ -Val ¹⁰ -Ala ¹¹ -Cys ¹² -Thr ¹³ -Gly ¹⁴ -Cys ¹⁵ -dLeu ¹⁶	10
SP-335	C4:C12,C7:C15	dAsn ¹ -dAsp ² -dGlu ³ -Cys ⁴ -Glu ⁵ -Leu ⁶ -Cys ⁷ -Val ⁸ -Asn ⁹ -Val ¹⁰ -Ala ¹¹ -Cys ¹² -Thr ¹³ -Gly ¹⁴ -Cys ¹⁵ -dLeu ¹⁶	11
SP-336	C4:C12,C7:C15	dAsn ¹ -Asp ² -Glu ³ -Cys ⁴ -Glu ⁵ -Leu ⁶ -Cys ⁷ -Val ⁸ -Asn ⁹ -Val ¹⁰ -Ala ¹¹ -Cys ¹² -Thr ¹³ -Gly ¹⁴ -Cys ¹⁵ -Leu ¹⁶	12
SP-337	C4:C12,C7:C15	dAsn ¹ -Asp ² -Glu ³ -Cys ⁴ -Glu ⁵ -dLeu ⁶ -Cys ⁷ -Val ⁸ -Asn ⁹ -Val ¹⁰ -Ala ¹¹ -Cys ¹² -Thr ¹³ -Gly ¹⁴ -Cys ¹⁵ -dLeu ¹⁶	13
SP-338	C4:C12,C7:C15	Asn ¹ -Asp ² -Glu ³ -Cys ⁴ -Glu ⁵ -Leu ⁶ -Cys ⁷ -Val ⁸ -Asn ⁹ -Val ¹⁰ -Ala ¹¹ -Cys ¹² -Thr ¹³ -Gly ¹⁴ -Cys ¹⁵	14
SP-342	C4:C12,C7:C15	PEG3-Asn ¹ -Asp ² -Glu ³ -Cys ⁴ -Glu ⁵ -Leu ⁶ -Cys ⁷ -Val ⁸ -Asn ⁹ -Val ¹⁰ -Ala ¹¹ -Cys ¹² -Thr ¹³ -Gly ¹⁴ -Cys ¹⁵ -dLeu ¹⁶ -PEG3	15
SP-343	C4:C12,C7:C15	PEG3-dAsn ¹ -Asp ² -Glu ³ -Cys ⁴ -Glu ⁵ -Leu ⁶ -Cys ⁷ -Val ⁸ -Asn ⁹ -Val ¹⁰ -Ala ¹¹ -Cys ¹² -Thr ¹³ -Gly ¹⁴ -Cys ¹⁵ -dLeu ¹⁶ -PEG3	16
SP-344	C4:C12,C7:C15	PEG3-dAsn ¹ -dAsp ² -Glu ³ -Cys ⁴ -Glu ⁵ -Leu ⁶ -Cys ⁷ -Val ⁸ -Asn ⁹ -Val ¹⁰ -Ala ¹¹ -Cys ¹² -Thr ¹³ -Gly ¹⁴ -Cys ¹⁵ -dLeu ¹⁶ -PEG3	17
SP-347	C4:C12,C7:C15	dAsn ¹ -Asp ² -Glu ³ -Cys ⁴ -Glu ⁵ -Leu ⁶ -Cys ⁷ -Val ⁸ -Asn ⁹ -Val ¹⁰ -Ala ¹¹ -Cys ¹² -Thr ¹³ -Gly ¹⁴ -Cys ¹⁵ -dLeu ¹⁶ -PEG3	18
SP-348	C4:C12,C7:C15	PEG3-Asn ¹ -Asp ² -Glu ³ -Cys ⁴ -Glu ⁵ -Leu ⁶ -Cys ⁷ -Val ⁸ -Asn ⁹ -Val ¹⁰ -Ala ¹¹ -Cys ¹² -Thr ¹³ -Gly ¹⁴ -Cys ¹⁵ -dLeu ¹⁶	19
SP-350	C4:C12,C7:C15	PEG3-dAsn ¹ -Asp ² -Glu ³ -Cys ⁴ -Glu ⁵ -Leu ⁶ -Cys ⁷ -Val ⁸ -Asn ⁹ -Val ¹⁰ -Ala ¹¹ -Cys ¹² -Thr ¹³ -Gly ¹⁴ -Cys ¹⁵ -dLeu ¹⁶	20
SP-352	C4:C12,C7:C15	Asn ¹ -Asp ² -Glu ³ -Cys ⁴ -Glu ⁵ -Leu ⁶ -Cys ⁷ -Val ⁸ -Asn ⁹ -Val ¹⁰ -Ala ¹¹ -Cys ¹² -Thr ¹³ -Gly ¹⁴ -Cys ¹⁵ -dLeu ¹⁶ -PEG3	21
SP-358	C4:C12,C7:C15	PEG3-Asn ¹ -Asp ² -Glu ³ -Cys ⁴ -Glu ⁵ -Leu ⁶ -Cys ⁷ -Val ⁸ -Asn ⁹ -Val ¹⁰ -Ala ¹¹ -Cys ¹² -Thr ¹³ -Gly ¹⁴ -Cys ¹⁵ -dLeu ¹⁶ -PEG3	22
SP-359	C4:C12,C7:C15	PEG3-Asn ¹ -Asp ² -Glu ³ -Cys ⁴ -Glu ⁵ -Leu ⁶ -Cys ⁷ -Val ⁸ -Asn ⁹ -Val ¹⁰ -Ala ¹¹ -Cys ¹² -Thr ¹³ -Gly ¹⁴ -Cys ¹⁵ -dLeu ¹⁶	23
SP-360	C4:C12,C7:C15	dAsn ¹ -Asp ² -Glu ³ -Cys ⁴ -Glu ⁵ -Leu ⁶ -Cys ⁷ -Val ⁸ -Asn ⁹ -Val ¹⁰ -Ala ¹¹ -Cys ¹² -Thr ¹³ -Gly ¹⁴ -Cys ¹⁵ -dLeu ¹⁶	24
SP-361	C4:C12,C7:C15	dAsn ¹ -Asp ² -Glu ³ -Cys ⁴ -Glu ⁵ -Leu ⁶ -Cys ⁷ -Val ⁸ -Asn ⁹ -Val ¹⁰ -Ala ¹¹ -Cys ¹² -Thr ¹³ -Gly ¹⁴ -Cys ¹⁵ -dLeu ¹⁶ -PEG3	25

(continued)

Name	Position of Disulfide bonds	Structure	SEQ ID NO
SP-362	C4:C12,C7:C15	PEG3-dAsn ¹ -Asp ² -Glu ³ -Cys ⁴ -Glu ⁵ -Leu ⁶ -Cys ⁷ -Val ⁸ -Asn ⁹ -Val ¹⁰ -Ala ¹¹ -Cys ¹² -Thr ¹³ -Gly ¹⁴ -Cys ¹⁵ -dLeu ¹⁶	26
SP-368	C4:C12,C7:C15	dAsn ¹ -Asp ² -Glu ³ -Cys ⁴ -Glu ⁵ -Leu ⁶ -Cys ⁷ -Val ⁸ -Asn ⁹ -Val ¹⁰ -Ala ¹¹ -Cys ¹² -Thr ¹³ -Gly ¹⁴ -Cys ¹⁵ -dNal ¹⁶	27
SP-369	C4:C12,C7:C15	dAsn ¹ -Asp ² -Glu ³ -Cys ⁴ -Glu ⁵ -Leu ⁶ -Cys ⁷ -AIB ⁸ -Asn ⁹ -AIB ¹⁰ -Ala ¹¹ -Cys ¹² -Thr ¹³ -Gly ¹⁴ -Cys ¹⁵ -dLeu ¹⁶	28
SP-370	C4:C12,C7:C15	dAsn ¹ -Asp ² -Glu ³ -Cys ⁴ -Glu ⁵ -Leu ⁶ -Asp[Lactam] ⁷ -Val ⁸ -Asn ⁹ -Val ¹⁰ -Ala ¹¹ -Cys ¹² -Thr ¹³ -Gly ¹⁴ -Om ¹⁵ -dLeu ¹⁶	29
SP-371	C4:C12,C7:C15	dAsn ¹ -Asp ² -Glu ³ -Cys ⁴ -Glu ⁵ -Tyr ⁶ -Cys ⁷ -Val ⁸ -Asn ⁹ -Val ¹⁰ -Ala ¹¹ -Cys ¹² -Thr ¹³ -Gly ¹⁴ -Cys ¹⁵ -dLeu ¹⁶	30
SP-372	C4:C12,C7:C15	dAsn ¹ -Asp ² -Glu ³ -Cys ⁴ -Glu ⁵ -Ser ⁶ -Cys ⁷ -Val ⁸ -Asn ⁹ -Val ¹⁰ -Ala ¹¹ -Cys ¹² -Thr ¹³ -Gly ¹⁴ -Cys ¹⁵ -dLeu ¹⁶	31
N1	C4:C12,C7:C15	PEG3-dAsn ¹ -Asp ² -Glu ³ -Cys ⁴ -Glu ⁵ -Tyr ⁶ -Cys ⁷ -Val ⁸ -Asn ⁹ -Val ¹⁰ -Ala ¹¹ -Cys ¹² -Thr ¹³ -Gly ¹⁴ -Cys ¹⁵ -dLeu ¹⁶ -PEG3	32
N2	C4:C12,C7:C15	PEG3-dAsn ¹ -Asp ² -Glu ³ -Cys ⁴ -Glu ⁵ -Tyr ⁶ -Cys ⁷ -Val ⁸ -Asn ⁹ -Val ¹⁰ -Ala ¹¹ -Cys ¹² -Thr ¹³ -Gly ¹⁴ -Cys ¹⁵ -dLeu ¹⁶	33
N3	C4:C12,C7:C15	dAsn ¹ -Asp ² -Glu ³ -Cys ⁴ -Glu ⁵ -Tyr ⁶ -Cys ⁷ -Val ⁸ -Asn ⁹ -Val ¹⁰ -Ala ¹¹ -Cys ¹² -Thr ¹³ -Gly ¹⁴ -Cys ¹⁵ -dLeu ¹⁶ -PEG3	34
N4	C4:C12,C7:C15	PEG3-dAsn ¹ -Asp ² -Glu ³ -Cys ⁴ -Glu ⁵ -Ser ⁶ -Cys ⁷ -Val ⁸ -Asn ⁹ -Val ¹⁰ -Ala ¹¹ -Cys ¹² -Thr ¹³ -Gly ¹⁴ -Cys ¹⁵ -dLeu ¹⁶ -PEG3	35
N5	C4:C12,C7:C15	PEG3-dAsn ¹ -Asp ² -Glu ³ -Cys ⁴ -Glu ⁵ -Ser ⁶ -Cys ⁷ -Val ⁸ -Asn ⁹ -Val ¹⁰ -Ala ¹¹ -Cys ¹² -Thr ¹³ -Gly ¹⁴ -Cys ¹⁵ -dLeu ¹⁶	36
N6	C4:C12,C7:C15	dAsn ¹ -Asp ² -Glu ³ -Cys ⁴ -Glu ⁵ -Ser ⁶ -Cys ⁷ -Val ⁸ -Asn ⁹ -Val ¹⁰ -Ala ¹¹ -Cys ¹² -Thr ¹³ -Gly ¹⁴ -Cys ¹⁵ -dLeu ¹⁶ -PEG3	37
N7	C4:C12,C7:C15	Asn ¹ -Asp ² -Glu ³ -Cys ⁴ -Glu ⁵ -Leu ⁶ -Cys ⁷ -Val ⁸ -Asn ⁹ -Val ¹⁰ -Ala ¹¹ -Cys ¹² -Thr ¹³ -Gly ¹⁴ -Cys ¹⁵ -Ser ¹⁶	38
N8	C4:C12,C7:C15	PEG3-Asn ¹ -Asp ² -Glu ³ -Cys ⁴ -Glu ⁵ -Leu ⁶ -Cys ⁷ -Val ⁸ -Asn ⁹ -Val ¹⁰ -Ala ¹¹ -Cys ¹² -Thr ¹³ -Gly ¹⁴ -Cys ¹⁵ -Ser ¹⁶ -PEG3	39
N9	C4:C12,C7:C15	PEG3-Asn ¹ -Asp ² -Glu ³ -Cys ⁴ -Glu ⁵ -Leu ⁶ -Cys ⁷ -Val ⁸ -Asn ⁹ -Val ¹⁰ -Ala ¹¹ -Cys ¹² -Thr ¹³ -Gly ¹⁴ -Cys ¹⁵ -Ser ¹⁶	40
N10	C4:C12,C7:C15	Asn ¹ -Asp ² -Glu ³ -Cys ⁴ -Glu ⁵ -Leu ⁶ -Cys ⁷ -Val ⁸ -Asn ⁹ -Val ¹⁰ -Ala ¹¹ -Cys ¹² -Thr ¹³ -Gly ¹⁴ -Cys ¹⁵ -Ser ¹⁶ -PEG3	41
N11	C4:C12,C7:C15	PEG3-Asn ¹ -Asp ² -Glu ³ -Cys ⁴ -Glu ⁵ -Leu ⁶ -Cys ⁷ -Val ⁸ -Asn ⁹ -Val ¹⁰ -Ala ¹¹ -Cys ¹² -Thr ¹³ -Gly ¹⁴ -Cys ¹⁵ -dSer ¹⁶ -PEG3	42
N12	C4:C12,C7:C15	PEG3-Asn ¹ -Asp ² -Glu ³ -Cys ⁴ -Glu ⁵ -Leu ⁶ -Cys ⁷ -Val ⁸ -Asn ⁹ -Val ¹⁰ -Ala ¹¹ -Cys ¹² -Thr ¹³ -Gly ¹⁴ -Cys ¹⁵ -dSer ¹⁶	43
N13	C4:C12,C7:C15	Asn ¹ -Asp ² -Glu ³ -Cys ⁴ -Glu ⁵ -Leu ⁶ -Cys ⁷ -Val ⁸ -Asn ⁹ -Val ¹⁰ -Ala ¹¹ -Cys ¹² -Thr ¹³ -Gly ¹⁴ -Cys ¹⁵ -dSer ¹⁶ -PEG3	44
Formula I	C4:C12,C7:C15	Asn ¹ -Asp ² -Glu ³ -Cys ⁴ -Xaa ⁵ -Xaa ⁶ -Cys ⁷ -Xaa ⁸ -Xaa ⁹ -Xaa ¹⁰ -Xaa ¹¹ -Cys ¹² -Xaa ¹³ -Xaa ¹⁴ -Cys ¹⁵ -Xaa ¹⁶	45
Formula II	C4:C12,C7:C15	Xaa _{n1} -Cys ⁴ -Xaa ⁵ -Xaa ⁶ -Cys ⁷ -Xaa ⁸ -Xaa ⁹ -Xaa ¹⁰ -Xaa ¹¹ -Cys ¹² -Xaa ¹³ -Xaa ¹⁴ -Cys ¹⁵ -Xaa _{n2} ¹⁶	46
Formula III	4:12,7:15	Xaa _{n1} -Maa ⁴ -Glu ⁵ -Xaa ⁶ -Maa ⁷ -Val ⁸ -Asn ⁹ -Val ¹⁰ -Ala ¹¹ -Maa ¹² -Thr ¹³ -Gly ¹⁴ -Maa ¹⁵ -Xaa _{n2}	47
Formula IV	4:12,7:15	Xaa _{n1} -Maa ⁴ -Xaa ⁵ -Xaa ⁶ -Maa ⁷ -Xaa ⁸ -Xaa ⁹ -Xaa ¹⁰ -Xaa ¹¹ -Maa ¹² -Xaa ¹³ -Xaa ¹⁴ -Maa ¹⁵ -Xaa _{n2}	48
Formula V	C4:C12,C7:C15	Asn ¹ -Asp ² -Asp ³ -Cys ⁴ -Xaa ⁵ -Xaa ⁶ -Cys ⁷ -Xaa ⁸ -Asn ⁹ -Xaa ¹⁰ -Xaa ¹¹ -Cys ¹² -Xaa ¹³ -Xaa ¹⁴ -Cys ¹⁵ -Xaa ¹⁶	49
Formula VI	C4:C12,C7:C15	dAsn ¹ -Glu ² -Glu ³ -Cys ⁴ -Xaa ⁵ -Xaa ⁶ -Cys ⁷ -X3 ⁸ -Asn ⁹ -Xaa ¹⁰ -Xaa ¹¹ -Cys ¹² -Xaa ¹³ -Xaa ¹⁴ -Cys ¹⁵ -d-Xaa ¹⁶	50

(continued)

Name	Position of Disulfide bonds	Structure	SEQ ID NO
Formula VII	C4:C12,C7:C15	dAsn ¹ -dGlu ² -Asp ³ -Cys ⁴ -Xaa ⁵ -Xaa ⁶ -Cys ⁷ -Xaa ⁸ -Asn ⁹ -Xaa ¹⁰ -Xaa ¹¹ -Cys ¹² -Xaa ¹³ -Xaa ¹⁴ -Cys ¹⁵ -d-Xaa ¹⁶	51
Formula VII	C4:C12,C7:C15	dAsn ¹ -dAsp ² -Glu ³ -Cys ⁴ -Xaa ⁵ -Xaa ⁶ -Cys ⁷ -Xaa ⁸ -Asn ⁹ -Xaa ¹⁰ -Xaa ¹¹ -Cys ¹² -Xaa ¹³ -Xaa ¹⁴ -Cys ¹⁵ -d-Xaa ¹⁶	52
Formula VIII	C4:C12,C7:C15	dAsn ¹ -dAsp ² -dGlu ³ -Cys ⁴ -Xaa ⁵ -Xaa ⁶ -Cys ⁷ -Xaa ⁸ -Tyr ⁹ -Xaa ¹⁰ -Xaa ¹¹ -Cys ¹² -Xaa ¹³ -Xaa ¹⁴ -Cys ¹⁵ -d-Xaa ¹⁶	53
Formula IX	C4:C12,C7:C15	dAsn ¹ -dGlu ² -dGlu ³ -Cys ⁴ -Xaa ⁵ -Xaa ⁶ -Cys ⁷ -Xaa ⁸ -Tyr ⁹ -Xaa ¹⁰ -Xaa ¹¹ -Cys ¹² -Xaa ¹³ -Xaa ¹⁴ -Cys ¹⁵ -d-Xaa ¹⁶	54

Table II. Linacotide and Derivatives

Name	Position of Disulfide bonds	Structure	SEQ ID NO:
SP-339 (linacotide)	C1:C6, C2:C10, C5:13	Cys ¹ -Cys ² -Glu ³ -Tyr ⁴ -Cys ⁵ -Cys ⁶ -Asn ⁷ -Pro ⁸ -Ala ⁹ -Cys ¹⁰ -Thr ¹¹ -Gly ¹² -Cys ¹³ -Tyr ¹⁴	55
SP-340	C1:C6, C2:C10, C5:13	Cys ¹ -Cys ² -Glu ³ -Tyr ⁴ -Cys ⁵ -Cys ⁶ -Asn ⁷ -Pro ⁸ -Ala ⁹ -Cys ¹⁰ -Thr ¹¹ -Gly ¹² -Cys ¹³	56
SP-349	C1:C6, C2:C10, C5:13	PEG3-Cys ¹ -Cys ² -Glu ³ -Tyr ⁴ -Cys ⁵ -Cys ⁶ -Asn ⁷ -Pro ⁸ -Ala ⁹ -Cys ¹⁰ -Thr ¹¹ -Gly ¹² -Cys ¹³ -Tyr ¹⁴ -PEG3	57
SP-353	C3:C8, C4:C12, C7:15	Asn ¹ -Phe ² -Cys ³ -Cys ⁴ -Glu ⁵ -Ser ⁴ -Cys ⁷ -Cys ⁸ -Asn ⁹ -Pro ¹⁰ -Ala ¹¹ -Cys ¹² -Thr ¹³ -Gly ¹⁴ -Cys ¹⁵ -Tyr ¹⁶	58
SP-354	C3:C8, C4:C12, C7:15	Asn ¹ -Phe ² -Cys ³ -Cys ⁴ -Glu ⁵ -Phe ⁶ -Cys ⁷ -Cys ⁸ -Asn ⁹ -Pro ¹⁰ -Ala ¹¹ -Cys ¹² -Thr ¹³ -Gly ¹⁴ -Cys ¹⁵ -Tyr ¹⁶	59
SP-355	C1:C6, C2:C10, C5:13	Cys ¹ -Cys ² -Glu ³ -Tyr ⁴ -Cys ⁵ -Cys ⁶ -Asn ⁷ -Pro ⁸ -Ala ⁹ -Cys ¹⁰ -Thr ¹¹ -Gly ¹² -Cys ¹³ -dTyr ¹⁴	60
SP-357	C1:C6, C2:C10, C5:13	PEG3-Cys ¹ -Cys ² -Glu ³ -Tyr ⁴ -Cys ⁵ -Cys ⁶ -Asn ⁷ -Pro ⁸ -Ala ⁹ -Cys ¹⁰ -Thr ¹¹ -Gly ¹² -Cys ¹³ -Tyr ¹⁴	61
SP-374	C3:C8, C4:C12, C7:15	Asn ¹ -Phe ² -Cys ³ -Cys ⁴ -Glu ⁵ -Thr ⁶ -Cys ⁷ -Cys ⁸ -Asn ⁹ -Pro ¹⁰ -Ala ¹¹ -Cys ¹² -Thr ¹³ -Gly ¹⁴ -Cys ¹⁵ -Tyr ¹⁶	62
SP-375	C3:C8, C4:C12, C7:15	Asn ¹ -Phe ² -Cys ³ -Cys ⁴ -Glu ⁵ -Ser ⁶ -Cys ⁷ -Cys ⁸ -Asn ⁹ -Pro ¹⁰ -Ala ¹¹ -Cys ¹² -Thr ¹³ -Gly ¹⁴ -dTyr ¹⁵	63
SP-376	C3:C8, C4:C12, C7:15	dAsn ¹ -Phe ² -Cys ³ -Cys ⁴ -Glu ⁵ -Ser ⁶ -Cys ⁷ -Cys ⁸ -Asn ⁹ -Pro ¹⁰ -Ala ¹¹ -Cys ¹² -Thr ¹³ -Gly ¹⁴ -Cys ¹⁵ -Tyr ¹⁶	64
SP-377	C3:C8, C4:C12, C7:15	dAsn ¹ -Phe ² -Cys ³ -Cys ⁴ -Glu ⁵ -Ser ⁶ -Cys ⁷ -Cys ⁸ -Asn ⁹ -Pro ¹⁰ -Ala ¹¹ -Cys ¹² -Thr ¹³ -Gly ¹⁴ -Cys ¹⁵ -dTyr ¹⁶	65

(continued)

Name	Position of Disulfide bonds	Structure	SEQ ID NO:
SP-378	C3:C8, C4:C12, C7:15	Asn ¹ -Phe ² -Cys ³ -Cys ⁴ -Glu ⁵ -Thr ⁶ -Cys ⁷ -Cys ⁸ -Asn ⁹ -Pro ¹⁰ -Ala ¹¹ -Cys ¹² -Thr ¹³ -Gly ¹⁴ -Cys ¹⁵ -dTyr ¹⁶	66
SP-379	C3:C8, C4:C12, C7:15	dAsn ¹ -Phe ² -Cys ³ -Cys ⁴ -Glu ⁵ -Thr ⁶ -Cys ⁷ -Cys ⁸ -Asn ⁹ -Pro ¹⁰ -Ala ¹¹ -Cys ¹² -Thr ¹³ -Gly ¹⁴ -Cys ¹⁵ -Tyr ¹⁶	67
SP-380	C3:C8, C4:C12, C7:15	dAsn ¹ -Phe ² -Cys ³ -Cys ⁴ -Glu ⁵ -Thr ⁶ -Cys ⁷ -Cys ⁸ -Asn ⁹ -Pro ¹⁰ -Ala ¹¹ -Cys ¹² -Thr ¹³ -Gly ¹⁴ -Cys ¹⁵ -dTyr ¹⁶	68
SP-381	C3:C8, C4:C12, C7:15	Asn ¹ -Phe ² -Cys ³ -Cys ⁴ -Glu ⁵ -Phe ⁶ -Cys ⁷ -Cys ⁸ -Asn ⁹ -Pro ¹⁰ -Ala ¹¹ -Cys ¹² -Thr ¹³ -Gly ¹⁴ -Cys ¹⁵ -dTyr ¹⁶	69
SP-382	C3:C8, C4:C12, C7:15	dAsn ¹ -Phe ² -Cys ³ -Cys ⁴ -Glu ⁵ -Phe ⁶ -Cys ⁷ -Cys ⁸ -Asn ⁹ -Pro ¹⁰ -Ala ¹¹ -Cys ¹² -Thr ¹³ -Gly ¹⁴ -Cys ¹⁵ -Tyr ¹⁶	70
SP-383	C3:C8, C4:C12, C7:15	dAsn ¹ -Phe ² -Cys ³ -Cys ⁴ -Glu ⁵ -Phe ⁶ -Cys ⁷ -Cys ⁸ -Asn ⁹ -Pro ¹⁰ -Ala ¹¹ -Cys ¹² -Thr ¹³ -Gly ¹⁴ -Cys ¹⁵ -dTyr ¹⁶	71
SP384	C1:C6, C2:C10, C5:13	Cys ¹ -Cys ² -Glu ³ -Tyr ⁴ -Cys ⁵ -Cys ⁶ -Asn ⁷ -Pro ⁸ -Ala ⁹ -Cys ¹⁰ -Thr ¹¹ -Gly ¹² -Cys ¹³ -Tyr ¹⁴ -PEG3	72
N14	C1:C6, C2:C10, C5:13	PEG3-Cys ¹ -Cys ² -Glu ³ -Tyr ⁴ -Cys ⁵ -Cys ⁶ -Asn ⁷ -Pro ⁸ -Ala ⁹ -Cys ¹⁰ -Thr ¹¹ -Gly ¹² -Cys ¹³ -PEG3	73
N15	C1:C6, C2:C10, C5:13	PEG3-Cys ¹ -Cys ² -Glu ³ -Tyr ⁴ -Cys ⁵ -Cys ⁶ -Asn ⁷ -Pro ⁸ -Ala ⁹ -Cys ¹⁰ -Thr ¹¹ -Gly ¹² -Cys ¹³	74
N16	C1:C6, C2:C10, C5:13	Cys ¹ -Cys ² -Glu ³ -Tyr ⁴ -Cys ⁵ -Cys ⁶ -Asn ⁷ -Pro ⁸ -Ala ⁹ -Cys ¹⁰ -Thr ¹¹ -Gly ¹² -Cys ¹³ -PEG3	75

(continued)

Name	Position of Disulfide bonds	Structure	SEQ ID NO:
N17	C3:C8, C4:C12, C7:15	PEG3- Asn ¹ -Phe ² -Cys ³ -Cys ⁴ -Glu ⁵ -Ser ⁶ -Cys ⁷ -Cys ⁸ -Asn ⁹ -Pro ¹⁰ -Ala ¹¹ -Cys ¹² -Thr ¹³ -Gly ¹⁴ -Cys ¹⁵ -Tyr ¹⁶ -PEG3	76
N18	C3:C8, C4:C12, C7:15	PEG3- Asn ¹ -Phe ² -Cys ³ -Cys ⁴ -Glu ⁵ -Ser ⁶ -Cys ⁷ -Cys ⁸ -Asn ⁹ -Pro ¹⁰ -Ala ¹¹ -Cys ¹² -Thr ¹³ -Gly ¹⁴ -Cys ¹⁵ -Tyr ¹⁶	77
N19	C3:C8, C4:C12, C7:15	Asn ¹ -Phe ² -Cys ³ -Cys ⁴ -Glu ⁵ -Ser ⁶ -Cys ⁷ -Cys ⁸ -Asn ⁹ -Pro ¹⁰ -Ala ¹¹ -Cys ¹² -Thr ¹³ -Gly ¹⁴ -Cys ¹⁵ -Tyr ¹⁶ -PEG3	78
N20	C3:C8, C4:C12, C7:15	PEG3- Asn ¹ -Phe ² -Cys ³ -Cys ⁴ -Glu ⁵ -Phe ⁶ -Cys ⁷ -Cys ⁸ -Asn ⁹ -Pro ¹⁰ -Ala ¹¹ -Cys ¹² -Thr ¹³ -Gly ¹⁴ -Cys ¹⁵ 5- Tyr ¹⁶ -PEG3	79
N21	C3:C8, C4:C12, C7:15	PEG3- Asn ¹ -Phe ² -Cys ³ -Cys ⁴ -Glu ⁵ -Phe ⁶ -Cys ⁷ -Cys ⁸ -Asn ⁹ -Pro ¹⁰ -Ala ¹¹ -Cys ¹² -Thr ¹³ -Gly ¹⁴ -Cys ¹⁵ 5- Tyr ¹⁶	80
N22	C3:C8, C4:C12, C7:15	Asn ¹ -Phe ² -Cys ³ -Cys ⁴ -Glu ⁵ -Phe ⁶ -Cys ⁷ -Cys ⁸ -Asn ⁹ -Pro ¹⁰ -Ala ¹¹ -Cys ¹² -Thr ¹³ -Gly ¹⁴ -Cys ¹⁵ 5- Tyr ¹⁶ -PEG3	81
N23	C3:C8, C4:C12, C7:15	PEG3- Asn ¹ -Phe ² -Cys ³ -Cys ⁴ -Glu ⁵ -Tyr ⁶ -Cys ⁷ -Cys ⁸ -Asn ⁹ -Pro ¹⁰ -Ala ¹¹ -Cys ¹² -Thr ¹³ -Gly ¹⁴ -Cys ¹⁵ -Tyr ¹⁶ -PEG3	82
N24	C3:C8, C4:C12, C7:15	PEG3- Asn ¹ -Phe ² -Cys ³ -Cys ⁴ -Glu ⁵ -Tyr ⁶ -Cys ⁷ -Cys ⁸ -Asn ⁹ -Pro ¹⁰ -Ala ¹¹ -Cys ¹² -Thr ¹³ -Gly ¹⁴ -Cys ¹⁵ -Tyr ¹⁶	83

(continued)

Name	Position of Disulfide bonds	Structure	SEQ ID NO:
N25	C3:C8, C4:C12, C7:15	Asn ¹ -Phe ² -Cys ³ -Cys ⁴ -Glu ⁵ -Tyr ⁶ -Cys ⁷ -Cys ⁸ -Asn ⁹ -Pro ¹⁰ -Ala ¹¹ -Cys ¹² -Thr ¹³ -Gly ¹⁴ -Cys ¹⁵ -Tyr ¹⁶ -PEG3	84
N26	C1:C6, C2:C10, C5:13	Cys ¹ -Cys ² -Glu ³ -Ser ⁴ -Cys ⁵ -Cys ⁶ -Asn ⁷ -Pro ⁸ -Ala ⁹ -Cys ¹⁰ -Thr ¹¹ -Gly ¹² -Cys ¹³ -Tyr ¹⁴	85
N27	C1:C6, C2:C10, C5:13	Cys ¹ -Cys ² -Glu ³ -Phe ⁴ -Cys ⁵ -Cys ⁶ -Asn ⁷ -Pro ⁸ -Ala ⁹ -Cys ¹⁰ -Thr ¹¹ -Gly ¹² -Cys ¹³ -Tyr ¹⁴	86
N28	C1:C6, C2:C10, C5:13	Cys ¹ -Cys ² -Glu ³ -Ser ⁴ -Cys ⁵ -Cys ⁶ -Asn ⁷ -Pro ⁸ -Ala ⁹ -Cys ¹⁰ -Thr ¹¹ -Gly ¹² -Cys ¹³	87
N29	C1:C6, C2:C10, C5:13	Cys ¹ -Cys ² -Glu ³ -Phe ⁴ -Cys ⁵ -Cys ⁶ -Asn ⁷ -Pro ⁸ -Ala ⁹ -Cys ¹⁰ -Thr ¹¹ -Gly ¹² -Cys ¹³	88
N30	1:6, 2:10, 5:13	Pen ¹ -Pen ² -Glu ³ -Tyr ⁴ -Pen ⁵ -Pen ⁶ -Asn ⁷ -Pro ⁸ -Ala ⁹ -Pen ¹⁰ -Thr ¹¹ -Gly ¹² -Pen ¹³ -Tyr ¹⁴	89
N31	1:6, 2:10, 5:13	Pen ¹ -Pen ² -Glu ³ -Tyr ⁴ -Pen ⁵ -Pen ⁶ -Asn ⁷ -Pro ⁸ -Ala ⁹ -Pen ¹⁰ -Thr ¹¹ -Gly ¹² -Pen ¹³	90
Formula X	C9:C14, C10:C18, C13:21	Xaa ¹ -Xaa ² -Xaa ³ -Xaa ⁴ -Xaa ⁵ -Xaa ⁶ -Asn ⁷ -Tyr ⁸ -Cys ⁹ -Cys ¹⁰ -Xaa ¹¹ -Tyr ¹² -Cys ¹³ -Cys ¹⁴ -Xaa ¹⁵ -Xaa ¹⁶ -Xaa ¹⁷ -Cys ¹⁸ -Xaa ¹⁹ -Xaa ²⁰ -Cys ²¹ -Xaa ²²	91
Formula XI	C9:C14, C10:C18, C13:21	Xaa ¹ -Xaa ² -Xaa ³ -Xaa ⁴ -Xaa ⁵ -Xaa ⁶ -Asn ⁷ -Phe ⁸ -Cys ⁹ -Cys ¹⁰ -Xaa ¹¹ -Phe ¹² -Cys ¹³ -Cys ¹⁴ -Xaa ¹⁵ -Xaa ¹⁶ -Xaa ¹⁷ -Cys ¹⁸ -Xaa ¹⁹ -Xaa ²⁰ -Cys ²¹ -Xaa ²²	92
Formula XII	C3:C8, C4:C12, C7:15	Asn ¹ -Phe ² -Cys ³ -Cys ⁴ -Xaa ⁵ -Phe ⁶ -Cys ⁷ -Cys ⁸ -Xaa ⁹ -Xaa ¹⁰ -Xaa ¹¹ -Cys ¹² -Xaa ¹³ -Xaa ¹⁴ -Cys ¹⁵ -Xaa ¹⁶	93
Formula XIII	3:8,4:12, C:15	Asn ¹ -Phe ² -Pen ³ -Cys ⁴ -Xaa ⁵ -Phe ⁶ -Cys ⁷ -Pen ⁸ -Xaa ⁹ -Xaa ¹⁰ -Xaa ¹¹ -Cys ¹² -Xaa ¹³ -Xaa ¹⁴ -Cys ¹⁵ -Xaa ¹⁶	94

(continued)

Name	Position of Disulfide bonds	Structure	SEQ ID NO:
Formula XIV	3:8, 4:12, 7:15	Asn ¹ -Phe ² -Maa ³ -Maa ⁴ -Xaa ⁵ -Xaa ⁶ -Maa ⁷ -Maa ⁸ -Xaa ⁹ -Xaa ¹⁰ -Xaa ¹¹ -Maa ¹² -Xaa ¹³ -Xaa ¹⁴ -Maa ¹⁵ -Xaa ¹⁶	95
Formula XV	1:6, 2:10, 5:13	Maa ¹ -Maa ² -Glu ³ -Xaa ⁴ -Maa ⁵ -Maa ⁶ -Asn ⁷ -Pro ⁸ -Ala ⁹ -Maa ¹⁰ -Thr ¹¹ -Gly ¹² -Maa ¹³ -Tyr ¹⁴	96
Formula XVI	1:6, 2:10, 5:13	Maa ¹ -Maa ² -Glu ³ -Xaa ⁴ -Maa ⁵ -Maa ⁶ -Asn ⁷ -Pro ⁸ -Ala ⁹ -Maa ¹⁰ -Thr ¹¹ -Gly ¹² -Maa ¹³	97
Formula XVII	1:6, 2:10, 5:13	Xaa ₁₃ -Maa ¹ -Maa ² -Xaa ³ -Xaa ⁴ -Maa ⁵ -Maa ⁶ -Xaa ⁷ -Xaa ⁸ -Xaa ⁹ -Maa ¹⁰ -Xaa ¹¹ -Xaa ¹² -Maa ¹³ -Xaa ₁₂	98

Table III. GCRA Peptides

Name	Position of Disulfide bonds	Structure	SEQ ID NO:
SP-363	C4:C12, C7:C15	dAsn ¹ -Asp ² -Glu ³ -Cys ⁴ -Glu ⁵ -Leu ⁶ -Cys ⁷ -Val ⁸ -Asn ⁹ -Val ¹⁰ -Ala ¹¹ -Cys ¹² -Thr ¹³ -Gly ¹⁴ -Cys ¹⁵ -dLeu-AMIDE ¹⁶	99
SP-364	C4:C12, C7:C15	dAsn ¹ -Asp ² -Glu ³ -Cys ⁴ -Glu ⁵ -Leu ⁶ -Cys ⁷ -Val ⁸ -Asn ⁹ -Val ¹⁰ -Ala ¹¹ -Cys ¹² -Thr ¹³ -Gly ¹⁴ -Cys ¹⁵ -dSer ¹⁶	100
SP-365	C4:C12, C7:C15	dAsn ¹ -Asp ² -Glu ³ -Cys ⁴ -Glu ⁵ -Leu ⁶ -Cys ⁷ -Val ⁸ -Asn ⁹ -Val ¹⁰ -Ala ¹¹ -Cys ¹² -Thr ¹³ -Gly ¹⁴ -Cys ¹⁵ -dSer-AMIDE ¹⁶	101
SP-366	C4:C12, C7:C15	dAsn ¹ -Asp ² -Glu ³ -Cys ⁴ -Glu ⁵ -Leu ⁶ -Cys ⁷ -Val ⁸ -Asn ⁹ -Val ¹⁰ -Ala ¹¹ -Cys ¹² -Thr ¹³ -Gly ¹⁴ -Cys ¹⁵ -dTyr ¹⁶	102
SP-367	C4:C12, C7:C15	dAsn ¹ -Asp ² -Glu ³ -Cys ⁴ -Glu ⁵ -Leu ⁶ -Cys ⁷ -Val ⁸ -Asn ⁹ -Val ¹⁰ -Ala ¹¹ -Cys ¹² -Thr ¹³ -Gly ¹⁴ -Cys ¹⁵ -dTyr-AMIDE ¹⁶	103
SP-373	C4:C12, C7:C15	Pyglu ¹ -Asp ² -Glu ³ -Cys ⁴ -Glu ⁵ -Leu ⁶ -Cys ⁷ -Val ⁸ -Asn ⁹ -Val ¹⁰ -Ala ¹¹ -Cys ¹² -Thr ¹³ -Gly ¹⁴ -Cys ¹⁵ -dLeu-AMIDE ¹⁶	104
SP-304 di PEG	C4:C12, C7:C15	PEG3-Asn ¹ -Asp ² -Glu ³ -Cys ⁴ -Glu ⁵ -Leu ⁶ -Cys ⁷ -Val ⁸ -Asn ⁹ -Val ¹⁰ -Ala ¹¹ -Cys ¹² -Thr ¹³ -Gly ¹⁴ -Cys ¹⁵ -Leu ¹⁶ -PEG3	105
SP-304 N-PEG	C4:C12, C7:C15	PEG3-Asn ¹ -Asp ² -Glu ³ -Cys ⁴ -Glu ⁵ -Leu ⁶ -Cys ⁷ -Val ⁸ -Asn ⁹ -Val ¹⁰ -Ala ¹¹ -Cys ¹² -Thr ¹³ -Gly ¹⁴ -Cys ¹⁵ -Leu ¹⁶	106
SP-304 C-PEG	C4:C12, C7:C15	Asn ¹ -Asp ² -Glu ³ -Cys ⁴ -Glu ⁵ -Leu ⁶ -Cys ⁷ -Val ⁸ -Asn ⁹ -Val ¹⁰ -Ala ¹¹ -Cys ¹² -Thr ¹³ -Gly ¹⁴ -Cys ¹⁵ -Leu ¹⁶ -PEG3	107

Table IV. SP-304 Analogs, Uroguanylin, and Uroguanylin Analogs

Name	Position of Disulfide bonds	Structure	SEQ ID NO
Formula XVIII	C4:C12, C7:C15	Xaa ¹ -Xaa ² -Xaa ³ -Maa ⁴ -Xaa ⁵ -Xaa ⁶ -Maa ⁷ -Xaa ⁸ -Xaa ⁹ -Xaa ¹⁰ -Xaa ¹¹ -Maa ¹² -Xaa ¹³ -Xaa ¹⁴ -Maa ¹⁵ -Xaa ¹⁶	108
Uroguanylin	C4:C12, C7:C15	Asn ¹ -Asp ² -Asp ³ -Cys ⁴ -Glu ⁵ -Leu ⁶ -Cys ⁷ -Val ⁸ -Asn ⁹ -Val ¹⁰ -Ala ¹¹ -Cys ¹² -Thr ¹³ -Gly ¹⁴ -Cys ¹⁵ -Leu ¹⁶	109
N32	C4:C12, C7:C15	Glu ¹ -Asp ² -Asp ³ -Cys ⁴ -Glu ⁵ -Leu ⁶ -Cys ⁷ -Val ⁸ -Asn ⁹ -Val ¹⁰ -Ala ¹¹ -Cys ¹² -Thr ¹³ -Gly ¹⁴ -Cys ¹⁵ -Leu ¹⁶	110
N33	C4:C12, C7:C15	Glu ¹ -Asp ² -Asp ³ -Cys ⁴ -Glu ⁵ -Leu ⁶ -Cys ⁷ -Val ⁸ -Asn ⁹ -Val ¹⁰ -Ala ¹¹ -Cys ¹² -Thr ¹³ -Gly ¹⁴ -Cys ¹⁵ -Leu ¹⁶	111
N34	C4:C12, C7:C15	Glu ¹ -Glu ² -Asp ³ -Cys ⁴ -Glu ⁵ -Leu ⁶ -Cys ⁷ -Val ⁸ -Asn ⁹ -Val ¹⁰ -Ala ¹¹ -Cys ¹² -Thr ¹³ -Gly ¹⁴ -Cys ¹⁵ -Leu ¹⁶	112
N35	C4:C12, C7:C15	Glu ¹ -Glu ² -Glu ³ -Cys ⁴ -Glu ⁵ -Leu ⁶ -Cys ⁷ -Val ⁸ -Asn ⁹ -Val ¹⁰ -Ala ¹¹ -Cys ¹² -Thr ¹³ -Gly ¹⁴ -Cys ¹⁵ -Leu ¹⁶	113
N36	C4:C12, C7:C15	Asp ¹ -Asp ² -Asp ³ -Cys ⁴ -Glu ⁵ -Leu ⁶ -Cys ⁷ -Val ⁸ -Asn ⁹ -Val ¹⁰ -Ala ¹¹ -Cys ¹² -Thr ¹³ -Gly ¹⁴ -Cys ¹⁵ -Leu ¹⁶	114
N37	C4:C12, C7:C15	Asp ¹ -Asp ² -Glu ³ -Cys ⁴ -Glu ⁵ -Leu ⁶ -Cys ⁷ -Val ⁸ -Asn ⁹ -Val ¹⁰ -Ala ¹¹ -Cys ¹² -Thr ¹³ -Gly ¹⁴ -Cys ¹⁵ -Leu ¹⁶	115
N38	C4:C12, C7:C15	Asp ¹ -Glu ² -Asp ³ -Cys ⁴ -Glu ⁵ -Leu ⁶ -Cys ⁷ -Val ⁸ -Asn ⁹ -Val ¹⁰ -Ala ¹¹ -Cys ¹² -Thr ¹³ -Gly ¹⁴ -Cys ¹⁵ -Leu ¹⁶	116
N39	C4:C12, C7:C15	Asp ¹ -Glu ² -Glu ³ -Cys ⁴ -Glu ⁵ -Leu ⁶ -Cys ⁷ -Val ⁸ -Asn ⁹ -Val ¹⁰ -Ala ¹¹ -Cys ¹² -Thr ¹³ -Gly ¹⁴ -Cys ¹⁵ -Leu ¹⁶	117
N40	C4:C12, C7:C15	Gln ¹ -Asp ² -Asp ³ -Cys ⁴ -Glu ⁵ -Leu ⁶ -Cys ⁷ -Val ⁸ -Asn ⁹ -Val ¹⁰ -Ala ¹¹ -Cys ¹² -Thr ¹³ -Gly ¹⁴ -Cys ¹⁵ -Leu ¹⁶	118
N41	C4:C12, C7:C15	Gln ¹ -Asp ² -Glu ³ -Cys ⁴ -Glu ⁵ -Leu ⁶ -Cys ⁷ -Val ⁸ -Asn ⁹ -Val ¹⁰ -Ala ¹¹ -Cys ¹² -Thr ¹³ -Gly ¹⁴ -Cys ¹⁵ -Leu ¹⁶	119
N42	C4:C12, C7:C15	Gln ¹ -Glu ² -Asp ³ -Cys ⁴ -Glu ⁵ -Leu ⁶ -Cys ⁷ -Val ⁸ -Asn ⁹ -Val ¹⁰ -Ala ¹¹ -Cys ¹² -Thr ¹³ -Gly ¹⁴ -Cys ¹⁵ -Leu ¹⁶	120
N43	C4:C12, C7:C15	Gln ¹ -Glu ² -Glu ³ -Cys ⁴ -Glu ⁵ -Leu ⁶ -Cys ⁷ -Val ⁸ -Asn ⁹ -Val ¹⁰ -Ala ¹¹ -Cys ¹² -Thr ¹³ -Gly ¹⁴ -Cys ¹⁵ -Leu ¹⁶	121
N44	C4:C12, C7:C15	Lys ¹ -Asp ² -Asp ³ -Glu ⁴ -Glu ⁵ -Leu ⁶ -Cys ⁷ -Val ⁸ -Asn ⁹ -Val ¹⁰ -Ala ¹¹ -Cys ¹² -Thr ¹³ -Gly ¹⁴ -Cys ¹⁵ -Leu ¹⁶	122
N45	C4:C12, C7:C15	Lys ¹ -Asp ² -Glu ³ -Cys ⁴ -Glu ⁵ -Leu ⁶ -Cys ⁷ -Val ⁸ -Asn ⁹ -Val ¹⁰ -Ala ¹¹ -Cys ¹² -Thr ¹³ -Gly ¹⁴ -Cys ¹⁵ -Leu ¹⁶	123
N46	C4:C12, C7:C15	Lys ¹ -Glu ² -Asp ³ -Cys ⁴ -Glu ⁵ -Leu ⁶ -Cys ⁷ -Val ⁸ -Asn ⁹ -Val ¹⁰ -Ala ¹¹ -Cys ¹² -Thr ¹³ -Gly ¹⁴ -Cys ¹⁵ -Leu ¹⁶	124
N47	C4:C12, C7:C15	Lys ¹ -Glu ² -Glu ³ -Cys ⁴ -Glu ⁵ -Leu ⁶ -Cys ⁷ -Val ⁸ -Asn ⁹ -Val ¹⁰ -Ala ¹¹ -Cys ¹² -Thr ¹³ -Gly ¹⁴ -Cys ¹⁵ -Leu ¹⁶	125
N48	C4:C12, C7:C15	Glu ¹ -Asp ² -Asp ³ -Cys ⁴ -Glu ⁵ -Leu ⁶ -Cys ⁷ -Val ⁸ -Asn ⁹ -Val ¹⁰ -Ala ¹¹ -Cys ¹² -Thr ¹³ -Gly ¹⁴ -Cys ¹⁵ -Ser ¹⁶	126
N49	C4:C12, C7:C15	Glu ¹ -Asp ² -Glu ³ -Cys ⁴ -Glu ⁵ -Leu ⁶ -Cys ⁷ -Val ⁸ -Asn ⁹ -Val ¹⁰ -Ala ¹¹ -Cys ¹² -Thr ¹³ -Gly ¹⁴ -Cys ¹⁵ -Ser ¹⁶	127
N50	C4:C12, C7:C15	Glu ¹ -Glu ² -Asp ³ -Cys ⁴ -Glu ⁵ -Leu ⁶ -Cys ⁷ -Val ⁸ -Asn ⁹ -Val ¹⁰ -Ala ¹¹ -Cys ¹² -Thr ¹³ -Gly ¹⁴ -Cys ¹⁵ -Ser ¹⁶	128
N51	C4:C12, C7:C15	Glu ¹ -Glu ² -Glu ³ -Cys ⁴ -Glu ⁵ -Leu ⁶ -Cys ⁷ -Val ⁸ -Asn ⁹ -Val ¹⁰ -Ala ¹¹ -Cys ¹² -Thr ¹³ -Gly ¹⁴ -Cys ¹⁵ -Ser ¹⁶	129
N52	C4:C12, C7:C15	Asp ¹ -Asp ² -Asp ³ -Cys ⁴ -Glu ⁵ -Leu ⁶ -Cys ⁷ -Val ⁸ -Asn ⁹ -Val ¹⁰ -Ala ¹¹ -Cys ¹² -Thr ¹³ -Gly ¹⁴ -Cys ¹⁵ -Ser ¹⁶	130
N53	C4:C12, C7:C15	Asp ¹ -Asp ² -Glu ³ -Cys ⁴ -Glu ⁵ -Leu ⁶ -Cys ⁷ -Val ⁸ -Asn ⁹ -Val ¹⁰ -Ala ¹¹ -Cys ¹² -Thr ¹³ -Gly ¹⁴ -Cys ¹⁵ -Ser ¹⁶	131
N54	C4:C12, C7:C15	Asp ¹ -Glu ² -Asp ³ -Cys ⁴ -Glu ⁵ -Leu ⁶ -Cys ⁷ -Val ⁸ -Asn ⁹ -Val ¹⁰ -Ala ¹¹ -Cys ¹² -Thr ¹³ -Gly ¹⁴ -Cys ¹⁵ -Ser ¹⁶	132

(continued)

Name	Position of Disulfide bonds	Structure	SEQ ID NO
N55	C4:C12, C7:C15	Asp ¹ -Glu ² -Glu ³ -Cys ⁴ -Glu ⁵ -Leu ⁶ -Cys ⁷ -Val ⁸ -Asn ⁹ -Val ¹⁰ -Ala ¹¹ -Cys ¹² -Thr ¹³ -Gly ¹⁴ -Cys ¹⁵ -Ser ¹⁶	133
N56	C4:C12, C7:C15	Gln ¹ -Asp ² -Asp ³ -Cys ⁴ -Glu ⁵ -L-Leu ⁶ -Cys ⁷ -Val ⁸ -Asn ⁹ -Val ¹⁰ -Ala ¹¹ -Cys ¹² -Thr ¹³ -Gly ¹⁴ -Cys ¹⁵ -Ser ¹⁶	134
N57	C4:C12, C7:C15	Gln ¹ -Asp ² -Glu ³ -Cys ⁴ -Glu ⁵ -Leu ⁶ -Cys ⁷ -Val ⁸ -Asn ⁹ -Val ¹⁰ -Ala ¹¹ -Cys ¹² -Thr ¹³ -Gly ¹⁴ -Cys ¹⁵ -Ser ¹⁶	135
N58	C4:C12, C7:C15	Gln ¹ -Glu ² -Asp ³ -Cys ⁴ -Glu ⁵ -Leu ⁶ -Cys ⁷ -Val ⁸ -Asn ⁹ -Val ¹⁰ -Ala ¹¹ -Cys ¹² -Thr ¹³ -Gly ¹⁴ -Cys ¹⁵ -Ser ¹⁶	136
N59	C4:C12, C7:C15	Gln ¹ -Glu ² -Glu ³ -Cys ⁴ -Glu ⁵ -Leu ⁶ -Cys ⁷ -Val ⁸ -Asn ⁹ -Val ¹⁰ -Ala ¹¹ -Cys ¹² -Thr ¹³ -Gly ¹⁴ -Cys ¹⁵ -Ser ¹⁶	137
N60	C4:C12, C7:C15	Lys ¹ -Asp ² -Asp ³ -Cys ⁴ -Glu ⁵ -Leu ⁶ -Cys ⁷ -Val ⁸ -Asn ⁹ -Val ¹⁰ -Ala ¹¹ -Cys ¹² -Thr ¹³ -Gly ¹⁴ -Cys ¹⁵ -Ser ¹⁶	138
N61	C4:C12, C7:C15	Lys ¹ -Asp ² -Glu ³ -Cys ⁴ -Glu ⁵ -Leu ⁶ -Cys ⁷ -Val ⁸ -Asn ⁹ -Val ¹⁰ -Ala ¹¹ -Cys ¹² -Thr ¹³ -Gly ¹⁴ -Cys ¹⁵ -Ser ¹⁶	139
N62	C4:C12, C7:C15	Lys ¹ -Glu ² -Asp ³ -Cys ⁴ -Glu ⁵ -Leu ⁶ -Cys ⁷ -Val ⁸ -Asn ⁹ -Val ¹⁰ -Ala ¹¹ -Cys ¹² -Thr ¹³ -Gly ¹⁴ -Cys ¹⁵ -Ser ¹⁶	140
N63	C4:C12, C7:C15	Lys ¹ -Glu ² -Glu ³ -Cys ⁴ -Glu ⁵ -Leu ⁶ -Cys ⁷ -Val ⁸ -Asn ⁹ -Val ¹⁰ -Ala ¹¹ -Cys ¹² -Thr ¹³ -Gly ¹⁴ -Cys ¹⁵ -Ser ¹⁶	141
N65	C4:C12, C7:C15	Glu ¹ -Asp ² -Asp ³ -Cys ⁴ -Glu ⁵ -L-Leu ⁶ -Cys ⁷ -Ile ⁸ -Asn ⁹ -Met ¹⁰ -Ala ¹¹ -Cys ¹² -Thr ¹³ -Gly ¹⁴ -Cys ¹⁵ -Leu ¹⁶	142
N66	C4:C12, C7:C15	Glu ¹ -Asp ² -Glu ³ -Cys ⁴ -Glu ⁵ -Leu ⁶ -Cys ⁷ -Ile ⁸ -Asn ⁹ -Met ¹⁰ -Ala ¹¹ -Cys ¹² -Thr ¹³ -Gly ¹⁴ -Cys ¹⁵ -Leu ¹⁶	143
N67	C4:C12, C7:C15	Glu ¹ -Glu ² -Asp ³ -Cys ⁴ -Glu ⁵ -Leu ⁶ -Cys ⁷ -Ile ⁸ -Asn ⁹ -Met ¹⁰ -Ala ¹¹ -Cys ¹² -Thr ¹³ -Gly ¹⁴ -Cys ¹⁵ -Leu ¹⁶	144
N68	C4:C12, C7:C15	Glu ¹ -Glu ² -Glu ³ -Cys ⁴ -Glu ⁵ -Leu ⁶ -Cys ⁷ -Ile ⁸ -Asn ⁹ -Met ¹⁰ -Ala ¹¹ -Cys ¹² -Thr ¹³ -Gly ¹⁴ -Cys ¹⁵ -Leu ¹⁶	145
N69	C4:C12, C7:C15	Asp ¹ -Asp ² -Asp ³ -Cys ⁴ -Glu ⁵ -L-Leu ⁶ -Cys ⁷ -Ile ⁸ -Asn ⁹ -Met ¹⁰ -Ala ¹¹ -Cys ¹² -Thr ¹³ -Gly ¹⁴ -Cys ¹⁵ -Leu ¹⁶	146
N70	C4:C12, C7:C15	Asp ¹ -Asp ² -Glu ³ -Cys ⁴ -Glu ⁵ -L-Leu ⁶ -Cys ⁷ -Ile ⁸ -Asn ⁹ -Met ¹⁰ -Ala ¹¹ -Cys ¹² -Thr ¹³ -Gly ¹⁴ -Cys ¹⁵ -Leu ¹⁶	147
N71	C4:C12, C7:C15	Asp ¹ -Glu ² -Asp ³ -Cys ⁴ -Glu ⁵ -L-Leu ⁶ -Cys ⁷ -Ile ⁸ -Asn ⁹ -Met ¹⁰ -Ala ¹¹ -Cys ¹² -Thr ¹³ -Gly ¹⁴ -Cys ¹⁵ -Leu ¹⁶	148
N72	C4:C12, C7:C15	Asp ¹ -Glu ² -Glu ³ -Cys ⁴ -Glu ⁵ -Leu ⁶ -Cys ⁷ -Ile ⁸ -Asn ⁹ -Met ¹⁰ -Ala ¹¹ -Cys ¹² -Thr ¹³ -Gly ¹⁴ -Cys ¹⁵ -Leu ¹⁶	149
N73	C4:C12, C7:C15	Gln ¹ -Asp ² -Asp ³ -Cys ⁴ -Glu ⁵ -L-Leu ⁶ -Cys ⁷ -Ile ⁸ -Asn ⁹ -Met ¹⁰ -Ala ¹¹ -Cys ¹² -Thr ¹³ -Gly ¹⁴ -Cys ¹⁵ -Leu ¹⁶	150
N74	C4:C12, C7:C15	Gln ¹ -Asp ² -Glu ³ -Cys ⁴ -Glu ⁵ -Leu ⁶ -Cys ⁷ -Ile ⁸ -Asn ⁹ -Met ¹⁰ -Ala ¹¹ -Cys ¹² -Thr ¹³ -Gly ¹⁴ -Cys ¹⁵ -Leu ¹⁶	151
N75	C4:C12, C7:C15	Gln ¹ -Asp ² -Asp ³ -Cys ⁴ -Glu ⁵ -L-Leu ⁶ -Cys ⁷ -Ile ⁸ -Asn ⁹ -Met ¹⁰ -Ala ¹¹ -Cys ¹² -Thr ¹³ -Gly ¹⁴ -Cys ¹⁵ -Leu ¹⁶	152
N76	C4:C12, C7:C15	Gln ¹ -Glu ² -Glu ³ -Cys ⁴ -Glu ⁵ -L-Leu ⁶ -Cys ⁷ -Ile ⁸ -Asn ⁹ -Met ¹⁰ -Ala ¹¹ -Cys ¹² -Thr ¹³ -Gly ¹⁴ -Cys ¹⁵ -Leu ¹⁶	153
N77	C4:C12, C7:C15	Lys ¹ -Asp ² -Asp ³ -Cys ⁴ -Glu ⁵ -L-Leu ⁶ -Cys ⁷ -Ile ⁸ -Asn ⁹ -Met ¹⁰ -Ala ¹¹ -Cys ¹² -Thr ¹³ -Gly ¹⁴ -Cys ¹⁵ -Leu ¹⁶	154
N78	C4:C12, C7:C15	Lys ¹ -Asp ² -Glu ³ -Cys ⁴ -Glu ⁵ -L-Leu ⁶ -Cys ⁷ -Ile ⁸ -Asn ⁹ -Met ¹⁰ -Ala ¹¹ -Cys ¹² -Thr ¹³ -Gly ¹⁴ -Cys ¹⁵ -Leu ¹⁶	155
N79	C4:C12, C7:C15	Lys ¹ -Glu ² -Asp ³ -Cys ⁴ -Glu ⁵ -L-Leu ⁶ -Cys ⁷ -Ile ⁸ -Asn ⁹ -Met ¹⁰ -Ala ¹¹ -Cys ¹² -Thr ¹³ -Gly ¹⁴ -Cys ¹⁵ -Leu ¹⁶	156
N80	C4:C12, C7:C15	Lys ¹ -Glu ² -Glu ³ -Cys ⁴ -Glu ⁵ -L-Leu ⁶ -Cys ⁷ -Ile ⁸ -Asn ⁹ -Met ¹⁰ -Ala ¹¹ -Cys ¹² -Thr ¹³ -Gly ¹⁴ -Cys ¹⁵ -Leu ¹⁶	157

(continued)

Name	Position of Disulfide bonds	Structure	SEQ ID NO
N81	C4:C12, C7:C15	Glu ¹ -Asp ² -Asp ³ -Cys ⁴ -Glu ⁵ -Leu ⁶ -Cys ⁷ -Ile ⁸ -Asn ⁹ -Met ¹⁰ -Ala ¹¹ -Cys ¹² -Thr ¹³ -Gly ¹⁴ -Cys ¹⁵ -Ser ¹⁶	158
N82	C4:C12, C7:C15	Glu ¹ -Asp ² -Asp ³ -Cys ⁴ -Glu ⁵ -I-Leu ⁶ -Cys ⁷ -Ile ⁸ -Asn ⁹ -Met ¹⁰ -Ala ¹¹ -Cys ¹² -Thr ¹³ -Gly ¹⁴ -Cys ¹⁵ -Ser ¹⁶	159
N83	C4:C12, C7:C15	Glu ¹ -Glu ² -Asp ³ -Cys ⁴ -Glu ⁵ -Leu ⁶ -Cys ⁷ -Ile ⁸ -Asn ⁹ -Met ¹⁰ -Ala ¹¹ -Cys ¹² -Thr ¹³ -Gly ¹⁴ -Cys ¹⁵ -Ser ¹⁶	160
N84	C4:C12, C7:C15	Glu ¹ -Glu ² -Glu ³ -Cys ⁴ -Glu ⁵ -Leu ⁶ -Cys ⁷ -Ile ⁸ -Asn ⁹ -Met ¹⁰ -Ala ¹¹ -Cys ¹² -Thr ¹³ -Gly ¹⁴ -Cys ¹⁵ -Ser ¹⁶	161
N85	C4:C12, C7:C15	Asp ¹ -Asp ² -Asp ³ -Cys ⁴ -Glu ⁵ -Leu ⁶ -Cys ⁷ -Ile ⁸ -Asn ⁹ -Met ¹⁰ -Ala ¹¹ -Cys ¹² -Thr ¹³ -Gly ¹⁴ -Cys ¹⁵ -Ser ¹⁶	162
N86	C4:C12, C7:C15	Asp ¹ -Asp ² -Glu ³ -Cys ⁴ -Glu ⁵ -Leu ⁶ -Cys ⁷ -Ile ⁸ -Asn ⁹ -Met ¹⁰ -Ala ¹¹ -Cys ¹² -Thr ¹³ -Gly ¹⁴ -Cys ¹⁵ -Ser ¹⁶	163
N87	C4:C12, C7:C15	Asp ¹ -Glu ² -Asp ³ -Cys ⁴ -Glu ⁵ -Leu ⁶ -Cys ⁷ -Ile ⁸ -Asn ⁹ -Met ¹⁰ -Ala ¹¹ -Cys ¹² -Thr ¹³ -Gly ¹⁴ -Cys ¹⁵ -Ser ¹⁶	164
N88	C4:C12, C7:C15	Asp ¹ -Glu ² -Glu ³ -Cys ⁴ -Glu ⁵ -Leu ⁶ -Cys ⁷ -Ile ⁸ -Asn ⁹ -Met ¹⁰ -Ala ¹¹ -Cys ¹² -Thr ¹³ -Gly ¹⁴ -Cys ¹⁵ -Ser ¹⁶	165
N89	C4:C12, C7:C15	Gln ¹ -Asp ² -Asp ³ -Cys ⁴ -Glu ⁵ -I-Leu ⁶ -Cys ⁷ -Ile ⁸ -Asn ⁹ -Met ¹⁰ -Ala ¹¹ -Cys ¹² -Thr ¹³ -Gly ¹⁴ -Cys ¹⁵ -Ser ¹⁶	166
N90	C4:C12, C7:C15	Gln ¹ -Asp ² -Glu ³ -Cys ⁴ -Glu ⁵ -Leu ⁶ -Cys ⁷ -Ile ⁸ -Asn ⁹ -Met ¹⁰ -Ala ¹¹ -Cys ¹² -Thr ¹³ -Gly ¹⁴ -Cys ¹⁵ -Ser ¹⁶	167
N91	C4:C12, C7:C15	Gln ¹ -Glu ² -Asp ³ -Cys ⁴ -Glu ⁵ -Leu ⁶ -Cys ⁷ -Ile ⁸ -Asn ⁹ -Met ¹⁰ -Ala ¹¹ -Cys ¹² -Thr ¹³ -Gly ¹⁴ -Cys ¹⁵ -Ser ¹⁶	168
N92	C4:C12, C7:C15	Gln ¹ -Glu ² -Glu ³ -Cys ⁴ -Glu ⁵ -Leu ⁶ -Cys ⁷ -Ile ⁸ -Asn ⁹ -Met ¹⁰ -Ala ¹¹ -Cys ¹² -Thr ¹³ -Gly ¹⁴ -Cys ¹⁵ -Ser ¹⁶	169
N93	C4:C12, C7:C15	Lys ¹ -Asp ² -Asp ³ -Cys ⁴ -Glu ⁵ -Leu ⁶ -Cys ⁷ -Ile ⁸ -Asn ⁹ -Met ¹⁰ -Ala ¹¹ -Cys ¹² -Thr ¹³ -Gly ¹⁴ -Cys ¹⁵ -Ser ¹⁶	170
N94	C4:C12, C7:C15	Lys ¹ -Asp ² -Glu ³ -Cys ⁴ -Glu ⁵ -Leu ⁶ -Cys ⁷ -Ile ⁸ -Asn ⁹ -Met ¹⁰ -Ala ¹¹ -Cys ¹² -Thr ¹³ -Gly ¹⁴ -Cys ¹⁵ -Ser ¹⁶	171
N95	C4:C12, C7:C15	Lys ¹ -Glu ² -Asp ³ -Cys ⁴ -Glu ⁵ -Leu ⁶ -Cys ⁷ -Ile ⁸ -Asn ⁹ -Met ¹⁰ -Ala ¹¹ -Cys ¹² -Thr ¹³ -Gly ¹⁴ -Cys ¹⁵ -Ser ¹⁶	172
N96	C4:C12, C7:C15	Lys ¹ -Glu ² -Glu ³ -Cys ⁴ -Glu ⁵ -Leu ⁶ -Cys ⁷ -Ile ⁸ -Asn ⁹ -Met ¹⁰ -Ala ¹¹ -Cys ¹² -Thr ¹³ -Gly ¹⁴ -Cys ¹⁵ -Ser ¹⁶	173

Table V. Guanylin and Analogs

Name	Position of Disulfide bonds	Structure	SEQ ID NO
Formula XIX	4:12, 7:15	Xaa ¹ -Xaa ² -Xaa ³ -Maa ⁴ -Xaa ⁵ -Xaa ⁶ -Maa ⁷ -Xaa ⁸ -Xaa ⁹ -Xaa ¹⁰ -Xaa ¹¹ -Maa ¹² -Xaa ¹³ -Xaa ¹⁴ -Maa ¹⁵	174
Guanylin	C4:C12, C7:C15	Ser ¹ -His ² -Thr ³ -Cys ⁴ -Glu ⁵ -Ile ⁶ -Cys ⁷ -Ala ⁸ -Phe ⁹ -Ala ¹⁰ -Ala ¹¹ -Cys ¹² -Ala ¹³ -Gly ¹⁴ -Cys ¹⁵	175
N97	C4:C12, C7:C15	Ser ¹ -His ² -Thr ³ -Cys ⁴ -Glu ⁵ -Ile ⁶ -Cys ⁷ -Ala ⁸ -Asn ⁹ -Ala ¹⁰ -Ala ¹¹ -Cys ¹² -Ala ¹³ -Gly ¹⁴ -Cys ¹⁵	176
N98	C4:C12, C7:C15	Ser ¹ -His ² -Thr ³ -Cys ⁴ -Glu ⁵ -Leu ⁶ -Cys ⁷ -Ala ⁸ -Asn ⁹ -Ala ¹⁰ -Ala ¹¹ -Cys ¹² -Ala ¹³ -Gly ¹⁴ -Cys ¹⁵	177
N99	C4:C12, C7:C15	Ser ¹ -His ² -Thr ³ -Cys ⁴ -Glu ⁵ -Val ⁶ -Cys ⁷ -Ala ⁸ -Asn ⁹ -Ala ¹⁰ -Ala ¹¹ -Cys ¹² -Ala ¹³ -Gly ¹⁴ -Cys ¹⁵	178
N100	C4:C12, C7:C15	Ser ¹ -His ² -Thr ³ -Cys ⁴ -Glu ⁵ -Tyr ⁶ -Cys ⁷ -Ala ⁸ -Asn ⁹ -Ala ¹⁰ -Ala ¹¹ -Cys ¹² -Ala ¹³ -Gly ¹⁴ -Cys ¹⁵	179
N101	C4:C12, C7:C15	Ser ¹ -His ² -Thr ³ -Cys ⁴ -Glu ⁵ -Ile ⁶ -Cys ⁷ -Ala ⁸ -Asn ⁹ -Ala ¹⁰ -Ala ¹¹ -Cys ¹² -Ala ¹³ -Gly ¹⁴ -Cys ¹⁵	180
N102	C4:C12, C7:C15	Ser ¹ -His ² -Thr ³ -Cys ⁴ -Glu ⁵ -Leu ⁶ -Cys ⁷ -Ala ⁸ -Asn ⁹ -Ala ¹⁰ -Ala ¹¹ -Cys ¹² -Ala ¹³ -Gly ¹⁴ -Cys ¹⁵	181
N103	C4:C12, C7:C15	Ser ¹ -His ² -Thr ³ -Cys ⁴ -Glu ⁵ -Val ⁶ -Cys ⁷ -Ala ⁸ -Asn ⁹ -Ala ¹⁰ -Ala ¹¹ -Cys ¹² -Ala ¹³ -Gly ¹⁴ -Cys ¹⁵	182
N104	C4:C12, C7:C15	Ser ¹ -His ² -Thr ³ -Cys ⁴ -Glu ⁵ -Tyr ⁶ -Cys ⁷ -Ala ⁸ -Asn ⁹ -Ala ¹⁰ -Ala ¹¹ -Cys ¹² -Ala ¹³ -Gly ¹⁴ -Cys ¹⁵	183
N105	C4:C12, C7:C15	Ser ¹ -His ² -Thr ³ -Cys ⁴ -Glu ⁵ -Ile ⁶ -Cys ⁷ -Ala ⁸ -Asn ⁹ -Ala ¹⁰ -Ala ¹¹ -Cys ¹² -Ala ¹³ -Gly ¹⁴ -Cys ¹⁵	184
N106	C4:C12, C7:C15	Ser ¹ -His ² -Thr ³ -Cys ⁴ -Glu ⁵ -Leu ⁶ -Cys ⁷ -Ala ⁸ -Asn ⁹ -Ala ¹⁰ -Ala ¹¹ -Cys ¹² -Ala ¹³ -Gly ¹⁴ -Cys ¹⁵	185
N107	C4:C12, C7:C15	Ser ¹ -His ² -Thr ³ -Cys ⁴ -Glu ⁵ -Val ⁶ -Cys ⁷ -Ala ⁸ -Asn ⁹ -Ala ¹⁰ -Ala ¹¹ -Cys ¹² -Ala ¹³ -Gly ¹⁴ -Cys ¹⁵	186
N108	C4:C12, C7:C15	Ser ¹ -His ² -Thr ³ -Cys ⁴ -Glu ⁵ -Tyr ⁶ -Cys ⁷ -Ala ⁸ -Asn ⁹ -Ala ¹⁰ -Ala ¹¹ -Cys ¹² -Ala ¹³ -Gly ¹⁴ -Cys ¹⁵	187
N109	C4:C12, C7:C15	Ser ¹ -His ² -Thr ³ -Cys ⁴ -Glu ⁵ -Ile ⁶ -Cys ⁷ -Ala ⁸ -Asn ⁹ -Ala ¹⁰ -Ala ¹¹ -Cys ¹² -Ala ¹³ -Gly ¹⁴ -Cys ¹⁵	188
N110	C4:C12, C7:C15	Ser ¹ -His ² -Thr ³ -Cys ⁴ -Glu ⁵ -Leu ⁶ -Cys ⁷ -Ala ⁸ -Asn ⁹ -Ala ¹⁰ -Ala ¹¹ -Cys ¹² -Ala ¹³ -Gly ¹⁴ -Cys ¹⁵	189
N111	C4:C12, C7:C15	Ser ¹ -His ² -Thr ³ -Cys ⁴ -Glu ⁵ -Val ⁶ -Cys ⁷ -Ala ⁸ -Asn ⁹ -Ala ¹⁰ -Ala ¹¹ -Cys ¹² -Ala ¹³ -Gly ¹⁴ -Cys ¹⁵	190
N112	C4:C12, C7:C15	Ser ¹ -His ² -Thr ³ -Cys ⁴ -Glu ⁵ -Tyr ⁶ -Cys ⁷ -Ala ⁸ -Asn ⁹ -Ala ¹⁰ -Ala ¹¹ -Cys ¹² -Ala ¹³ -Gly ¹⁴ -Cys ¹⁵	191
N113	C4:C12, C7:C15	Asn ¹ -Asp ² -Glu ³ -Cys ⁴ -Glu ⁵ -Ile ⁶ -Cys ⁷ -Ala ⁸ -Asn ⁹ -Ala ¹⁰ -Ala ¹¹ -Cys ¹² -Ala ¹³ -Gly ¹⁴ -Cys ¹⁵	192
N114	C4:C12, C7:C15	Asn ¹ -Asp ² -Glu ³ -Cys ⁴ -Glu ⁵ -Leu ⁶ -Cys ⁷ -Ala ⁸ -Asn ⁹ -Ala ¹⁰ -Ala ¹¹ -Cys ¹² -Ala ¹³ -Gly ¹⁴ -Cys ¹⁵	193
N115	C4:C12, C7:C15	Asn ¹ -Asp ² -Glu ³ -Cys ⁴ -Glu ⁵ -Val ⁶ -Cys ⁷ -Ala ⁸ -Asn ⁹ -Ala ¹⁰ -Ala ¹¹ -Cys ¹² -Ala ¹³ -Gly ¹⁴ -Cys ¹⁵	194
N116	C4:C12, C7:C15	Asn ¹ -Asp ² -Glu ³ -Cys ⁴ -Glu ⁵ -Tyr ⁶ -Cys ⁷ -Ala ⁸ -Asn ⁹ -Ala ¹⁰ -Ala ¹¹ -Cys ¹² -Ala ¹³ -Gly ¹⁴ -Cys ¹⁵	195
N117	C4:C12, C7:C15	Asn ¹ -Asp ² -Glu ³ -Cys ⁴ -Glu ⁵ -Ile ⁶ -Cys ⁷ -Ala ⁸ -Asn ⁹ -Ala ¹⁰ -Ala ¹¹ -Cys ¹² -Ala ¹³ -Gly ¹⁴ -Cys ¹⁵	196
N118	C4:C12, C7:C15	Asn ¹ -Asp ² -Glu ³ -Cys ⁴ -Glu ⁵ -Leu ⁶ -Cys ⁷ -Ala ⁸ -Asn ⁹ -Ala ¹⁰ -Ala ¹¹ -Cys ¹² -Ala ¹³ -Gly ¹⁴ -Cys ¹⁵	197
N119	C4:C12, C7:C15	Asn ¹ -Asp ² -Glu ³ -Cys ⁴ -Glu ⁵ -Val ⁶ -Cys ⁷ -Ala ⁸ -Asn ⁹ -Ala ¹⁰ -Ala ¹¹ -Cys ¹² -Ala ¹³ -Gly ¹⁴ -Cys ¹⁵	198

(continued)

Name	Position of Disulfide bonds	Structure	SEQ ID NO
N120	C4:C12, C7:C15	Asn ¹ -Asp ² -Glu ³ -Cys ⁴ -Glu ⁵ -Tyr ⁶ -Cys ⁷ -Ala ⁸ -Asn ⁹ -Ala ¹⁰ -Ala ¹¹ -Cys ¹² -Ala ¹³ -Gly ¹⁴ -Cys ¹⁵	199
N121	C4:C12, C7:C15	Asn ¹ -Asp ² -Glu ³ -Cys ⁴ -Glu ⁵ -Ile ⁶ -Cys ⁷ -Ala ⁸ -Asn ⁹ -Ala ¹⁰ -Ala ¹¹ -Cys ¹² -Ala ¹³ -Gly ¹⁴ -Cys ¹⁵	200
N122	C4:C12, C7:C15	Asn ¹ -Asp ² -Glu ³ -Cys ⁴ -Glu ⁵ -Leu ⁶ -Cys ⁷ -Ala ⁸ -Asn ⁹ -Ala ¹⁰ -Ala ¹¹ -Cys ¹² -Ala ¹³ -Gly ¹⁴ -Cys ¹⁵	201
N123	C4:C12, C7:C15	Asn ¹ -Asp ² -Glu ³ -Cys ⁴ -Glu ⁵ -Val ⁶ -Cys ⁷ -Ala ⁸ -Asn ⁹ -Ala ¹⁰ -Ala ¹¹ -Cys ¹² -Ala ¹³ -Gly ¹⁴ -Cys ¹⁵	202
N124	C4:C12, C7:C15	Asn ¹ -Asp ² -Glu ³ -Cys ⁴ -Glu ⁵ -Tyr ⁶ -Cys ⁷ -Ala ⁸ -Asn ⁹ -Ala ¹⁰ -Ala ¹¹ -Cys ¹² -Ala ¹³ -Gly ¹⁴ -Cys ¹⁵	203
N125	C4:C12, C7:C15	Asn ¹ -Asp ² -Glu ³ -Cys ⁴ -Glu ⁵ -Ile ⁶ -Cys ⁷ -Ala ⁸ -Asn ⁹ -Ala ¹⁰ -Ala ¹¹ -Cys ¹² -Ala ¹³ -Gly ¹⁴ -Cys ¹⁵	204
N126	C4:C12, C7:C15	Asn ¹ -Asp ² -Glu ³ -Cys ⁴ -Glu ⁵ -Leu ⁶ -Cys ⁷ -Ala ⁸ -Asn ⁹ -Ala ¹⁰ -Ala ¹¹ -Cys ¹² -Ala ¹³ -Gly ¹⁴ -Cys ¹⁵	205
N127	C4:C12, C7:C15	Asn ¹ -Asp ² -Glu ³ -Cys ⁴ -Glu ⁵ -Val ⁶ -Cys ⁷ -Ala ⁸ -Asn ⁹ -Ala ¹⁰ -Ala ¹¹ -Cys ¹² -Ala ¹³ -Gly ¹⁴ -Cys ¹⁵	206
N128	C4:C12, C7:C15	Asn ¹ -Asp ² -Glu ³ -Cys ⁴ -Glu ⁵ -Tyr ⁶ -Cys ⁷ -Ala ⁸ -Asn ⁹ -Ala ¹⁰ -Ala ¹¹ -Cys ¹² -Ala ¹³ -Gly ¹⁴ -Cys ¹⁵	207

Table VI. Lymphoguanlylin an Analogs

Name	Position of Disulfide bonds	Structure	SEQ ID NO
Formula XX	4:12, 7:15	Xaa ¹ -Xaa ² -Xaa ³ -Maa ⁴ -Xaa ⁵ -Xaa ⁶ -Maa ⁷ -Xaa ⁸ -Xaa ⁹ -Xaa ¹⁰ -Xaa ¹¹ -Maa ¹² -Xaa ¹³ -Xaa ¹⁴ -Xaa ¹⁵	208
Lymphoguanlylin	C4:C12	Gln ¹ -Glu ² -Glu ³ -Cys ⁴ -Glu ⁵ -Leu ⁶ -Cys ⁷ -Ile ⁸ -Asn ⁹ -Met ¹⁰ -Ala ¹¹ -Cys ¹² -Thr ¹³ -Gly ¹⁴ -Tyr ¹⁵	209
N129	C4:C12	Gln ¹ -Glu ² -Glu ³ -Cys ⁴ -Glu ⁵ -Thr ⁶ -Cys ⁷ -Ile ⁸ -Asn ⁹ -Met ¹⁰ -Ala ¹¹ -Cys ¹² -Thr ¹³ -Gly ¹⁴ -Tyr ¹⁵	210
N130	C4:C12	Gln ¹ -Asp ² -Glu ³ -Cys ⁴ -Glu ⁵ -Thr ⁶ -Cys ⁷ -Ile ⁸ -Asn ⁹ -Met ¹⁰ -Ala ¹¹ -Cys ¹² -Thr ¹³ -Gly ¹⁴ -Tyr ¹⁵	211
N131	C4:C12	Gln ¹ -Asp ² -Asp ³ -Cys ⁴ -Glu ⁵ -Thr ⁶ -Cys ⁷ -Ile ⁸ -Asn ⁹ -Met ¹⁰ -Ala ¹¹ -Cys ¹² -Thr ¹³ -Gly ¹⁴ -Tyr ¹⁵	212
N132	C4:C12	Gln ¹ -Glu ² -Asp ³ -Cys ⁴ -Glu ⁵ -Thr ⁶ -Cys ⁷ -Ile ⁸ -Asn ⁹ -Met ¹⁰ -Ala ¹¹ -Cys ¹² -Thr ¹³ -Gly ¹⁴ -Tyr ¹⁵	213
N133	C4:C12	Gln ¹ -Glu ² -Glu ³ -Cys ⁴ -Glu ⁵ -Thr ⁶ -Cys ⁷ -Ile ⁸ -Asn ⁹ -Met ¹⁰ -Ala ¹¹ -Cys ¹² -Thr ¹³ -Gly ¹⁴ -Tyr ¹⁵	214
N134	C4:C12	Gln ¹ -Asp ² -Glu ³ -Cys ⁴ -Glu ⁵ -Thr ⁶ -Cys ⁷ -Ile ⁸ -Asn ⁹ -Met ¹⁰ -Ala ¹¹ -Cys ¹² -Thr ¹³ -Gly ¹⁴ -Tyr ¹⁵	215
N135	C4:C12	Gln ¹ -Asp ² -Asp ³ -Cys ⁴ -Glu ⁵ -Thr ⁶ -Cys ⁷ -Ile ⁸ -Asn ⁹ -Met ¹⁰ -Ala ¹¹ -Cys ¹² -Thr ¹³ -Gly ¹⁴ -Tyr ¹⁵	216
N136	C4:C12	Gln ¹ -Glu ² -Asp ³ -Cys ⁴ -Glu ⁵ -Thr ⁶ -Cys ⁷ -Ile ⁸ -Asn ⁹ -Met ¹⁰ -Ala ¹¹ -Cys ¹² -Thr ¹³ -Gly ¹⁴ -Tyr ¹⁵	217
N137	C4:C12	Gln ¹ -Glu ² -Glu ³ -Cys ⁴ -Glu ⁵ -Thr ⁶ -Cys ⁷ -Ile ⁸ -Asn ⁹ -Met ¹⁰ -Ala ¹¹ -Cys ¹² -Thr ¹³ -Gly ¹⁴ -Tyr ¹⁵	218
N138	C4:C12	Gln ¹ -Asp ² -Glu ³ -Cys ⁴ -Glu ⁵ -Thr ⁶ -Cys ⁷ -Ile ⁸ -Asn ⁹ -Met ¹⁰ -Ala ¹¹ -Cys ¹² -Thr ¹³ -Gly ¹⁴ -Tyr ¹⁵	219
N139	C4:C12	Gln ¹ -Asp ² -Asp ³ -Cys ⁴ -Glu ⁵ -Thr ⁶ -Cys ⁷ -Ile ⁸ -Asn ⁹ -Met ¹⁰ -Ala ¹¹ -Cys ¹² -Thr ¹³ -Gly ¹⁴ -Tyr ¹⁵	220
N140	C4:C12	Gln ¹ -Glu ² -Asp ³ -Cys ⁴ -Glu ⁵ -Thr ⁶ -Cys ⁷ -Ile ⁸ -Asn ⁹ -Met ¹⁰ -Ala ¹¹ -Cys ¹² -Thr ¹³ -Gly ¹⁴ -Tyr ¹⁵	221
N141	C4:C12	Gln ¹ -Glu ² -Glu ³ -Cys ⁴ -Glu ⁵ -Thr ⁶ -Cys ⁷ -Ile ⁸ -Asn ⁹ -Met ¹⁰ -Ala ¹¹ -Cys ¹² -Thr ¹³ -Gly ¹⁴ -Tyr ¹⁵	222
N142	C4:C12	Gln ¹ -Asp ² -Glu ³ -Cys ⁴ -Glu ⁵ -Thr ⁶ -Cys ⁷ -Ile ⁸ -Asn ⁹ -Met ¹⁰ -Ala ¹¹ -Cys ¹² -Thr ¹³ -Gly ¹⁴ -Tyr ¹⁵	223
N143	C4:C12	Gln ¹ -Asp ² -Asp ³ -Cys ⁴ -Glu ⁵ -Thr ⁶ -Cys ⁷ -Ile ⁸ -Asn ⁹ -Met ¹⁰ -Ala ¹¹ -Cys ¹² -Thr ¹³ -Gly ¹⁴ -Tyr ¹⁵	224
N144	C4:C12	Gln ¹ -Glu ² -Asp ³ -Cys ⁴ -Glu ⁵ -Thr ⁶ -Cys ⁷ -Ile ⁸ -Asn ⁹ -Met ¹⁰ -Ala ¹¹ -Cys ¹² -Thr ¹³ -Gly ¹⁴ -Tyr ¹⁵	225
N145	C4:C12, C7:C15	Gln ¹ -Glu ² -Glu ³ -Cys ⁴ -Glu ⁵ -Thr ⁶ -Cys ⁷ -Ile ⁸ -Asn ⁹ -Met ¹⁰ -Ala ¹¹ -Cys ¹² -Thr ¹³ -Gly ¹⁴ -Cys ¹⁵ -Ser ¹⁶	226
N146	C4:C12, C7:C15	Gln ¹ -Asp ² -Glu ³ -Cys ⁴ -Glu ⁵ -Thr ⁶ -Cys ⁷ -Ile ⁸ -Asn ⁹ -Met ¹⁰ -Ala ¹¹ -Cys ¹² -Thr ¹³ -Gly ¹⁴ -Cys ¹⁵ -Ser ¹⁶	227
N147	C4:C12, C7:C15	Gln ¹ -Asp ² -Asp ³ -Cys ⁴ -Glu ⁵ -Thr ⁶ -Cys ⁷ -Ile ⁸ -Asn ⁹ -Met ¹⁰ -Ala ¹¹ -Cys ¹² -Thr ¹³ -Gly ¹⁴ -Cys ¹⁵ -Ser ¹⁶	228
N148	C4:C12, C7:C15	Gln ¹ -Glu ² -Asp ³ -Cys ⁴ -Glu ⁵ -Thr ⁶ -Cys ⁷ -Ile ⁸ -Asn ⁹ -Met ¹⁰ -Ala ¹¹ -Cys ¹² -Thr ¹³ -Gly ¹⁴ -Cys ¹⁵ -Ser ¹⁶	229
N149	C4:C12, C7:C15	Gln ¹ -Glu ² -Glu ³ -Cys ⁴ -Glu ⁵ -Glu ⁶ -Cys ⁷ -Ile ⁸ -Asn ⁹ -Met ¹⁰ -Ala ¹¹ -Cys ¹² -Thr ¹³ -Gly ¹⁴ -Cys ¹⁵ -Ser ¹⁶	230
N150	C4:C12, C7:C15	Gln ¹ -Asp ² -Glu ³ -Cys ⁴ -Glu ⁵ -Glu ⁶ -Cys ⁷ -Ile ⁸ -Asn ⁹ -Met ¹⁰ -Ala ¹¹ -Cys ¹² -Thr ¹³ -Gly ¹⁴ -Cys ¹⁵ -Ser ¹⁶	231
N151	C4:C12, C7:C15	Gln ¹ -Asp ² -Asp ³ -Cys ⁴ -Glu ⁵ -Glu ⁶ -Cys ⁷ -Ile ⁸ -Asn ⁹ -Met ¹⁰ -Ala ¹¹ -Cys ¹² -Thr ¹³ -Gly ¹⁴ -Cys ¹⁵ -Ser ¹⁶	232

(continued)

Name	Position of Disulfide bonds	Structure	SEQ ID NO
N152	C4:C12, C7:C15	Gln ¹ -Glu ² -Asp ³ -Cys ⁴ -Glu ⁵ -Glu ⁶ -Cys ⁷ -Ile ⁸ -Asn ⁹ -Met ¹⁰ -Ala ¹¹ -Cys ¹² -Thr ¹³ -Gly ¹⁴ -Cys ¹⁵ -Ser ¹⁶	233
N153	C4:C12, C7:C15	Gln ¹ -Glu ² -Glu ³ -Cys ⁴ -Glu ⁵ -Tyr ⁶ -Cys ⁷ -Ile ⁸ -Asn ⁹ -Met ¹⁰ -Ala ¹¹ -Cys ¹² -Thr ¹³ -Gly ¹⁴ -Cys ¹⁵ -Ser ¹⁶	234
N154	C4:C12, C7:C15	Gln ¹ -Asp ² -Glu ³ -Cys ⁴ -Glu ⁵ -Tyr ⁶ -Cys ⁷ -Ile ⁸ -Asn ⁹ -Met ¹⁰ -Ala ¹¹ -Cys ¹² -Thr ¹³ -Gly ¹⁴ -Cys ¹⁵ -Ser ¹⁶	235
N155	C4:C12, C7:C15	Gln ¹ -Asp ² -Asp ³ -Cys ⁴ -Glu ⁵ -Tyr ⁶ -Cys ⁷ -Ile ⁸ -Asn ⁹ -Met ¹⁰ -Ala ¹¹ -Cys ¹² -Thr ¹³ -Gly ¹⁴ -Cys ¹⁵ -Ser ¹⁶	236
N156	C4:C12, C7:C15	Gln ¹ -Glu ² -Asp ³ -Cys ⁴ -Glu ⁵ -Tyr ⁶ -Cys ⁷ -Ile ⁸ -Asn ⁹ -Met ¹⁰ -Ala ¹¹ -Cys ¹² -Thr ¹³ -Gly ¹⁴ -Cys ¹⁵ -Ser ¹⁶	237
N157	C4:C12, C7:C15	Gln ¹ -Glu ² -Glu ³ -Cys ⁴ -Glu ⁵ -Ile ⁶ -Cys ⁷ -Ile ⁸ -Asn ⁹ -Met ¹⁰ -Ala ¹¹ -Cys ¹² -Thr ¹³ -Gly ¹⁴ -Cys ¹⁵ -Ser ¹⁶	238
N158	C4:C12, C7:C15	Gln ¹ -Asp ² -Glu ³ -Cys ⁴ -Glu ⁵ -Ile ⁶ -Cys ⁷ -Ile ⁸ -Asn ⁹ -Met ¹⁰ -Ala ¹¹ -Cys ¹² -Thr ¹³ -Gly ¹⁴ -Cys ¹⁵ -Ser ¹⁶	239
N159	C4:C12, C7:C15	Gln ¹ -Asp ² -Asp ³ -Cys ⁴ -Glu ⁵ -Ile ⁶ -Cys ⁷ -Ile ⁸ -Asn ⁹ -Met ¹⁰ -Ala ¹¹ -Cys ¹² -Thr ¹³ -Gly ¹⁴ -Cys ¹⁵ -Ser ¹⁶	240
N160	C4:C12, C7:C15	Gln ¹ -Glu ² -Asp ³ -Cys ⁴ -Glu ⁵ -Ile ⁶ -Cys ⁷ -Ile ⁸ -Asn ⁹ -Met ¹⁰ -Ala ¹¹ -Cys ¹² -Thr ¹³ -Gly ¹⁴ -Cys ¹⁵ -Ser ¹⁶	241

Table VII. ST Peptide and Analogues

Name	Position of Disulfide bonds	Structure	SEQ ID NO
ST Peptide	C3:C8, C4:C12, C7:15	Asn ¹ -Ser ² -Ser ³ -Asn ⁴ -Ser ⁵ -Ser ⁶ -Asn ⁷ -Tyr ⁸ -Cys ⁹ -Cys ¹⁰ -Glu ¹¹ -Lys ¹² -Cys ¹³ -Cys ¹⁴ -Asn ¹⁵ -Pro ¹⁶ -Ala ¹⁷ -Cys ¹⁸ -Thr ¹⁹ -Gly ²⁰ -Cys ²¹ -Tyr ²²	242
N161	C3:C8, C4:C12, C7:15	PEG3-Asn ¹ -Phe ² -Cys ³ -Cys ⁴ -Glu ⁵ -Thr ⁶ -Cys ⁷ -Cys ⁸ -Asn ⁹ -Pro ¹⁰ -Ala ¹¹ -Cys ¹² -Thr ¹³ -Gly ¹⁴ -Cys ¹⁵ -Tyr ¹⁶ -PEG3	243
N162	C3:C8, C4:C12, C7:15	PEG3-Asn ¹ -Phe ² -Cys ³ -Cys ⁴ -Glu ⁵ -Thr ⁶ -Cys ⁷ -Cys ⁸ -Asn ⁹ -Pro ¹⁰ -Ala ¹¹ -Cys ¹² -Thr ¹³ -Gly ¹⁴ -Cys ¹⁵ -Tyr ¹⁶	244
N163	C3:C8, C4:C12, C7:15	Asn ¹ -Phe ² -Cys ³ -Cys ⁴ -Glu ⁵ -Thr ⁶ -Cys ⁷ -Cys ⁸ -Asn ⁹ -Pro ¹⁰ -Ala ¹¹ -Cys ¹² -Thr ¹³ -Gly ¹⁴ -Cys ¹⁵ -Tyr ¹⁶ -PEG3	245
N164	C3:C8, C4:C12, C7:15	Asn ¹ -Phe ² -Cys ³ -Cys ⁴ -Glu ⁵ -Thr ⁶ -Cys ⁷ -Cys ⁸ -Asn ⁹ -Pro ¹⁰ -Ala ¹¹ -Cys ¹² -Thr ¹³ -Gly ¹⁴ -Cys ¹⁵ -Tyr ¹⁶	246
N165	C3:C8, C4:C12, C7:15	dAsn ¹ -Phe ² -Cys ³ -Cys ⁴ -Glu ⁵ -Thr ⁶ -Cys ⁷ -Cys ⁸ -Asn ⁹ -Pro ¹⁰ -Ala ¹¹ -Cys ¹² -Thr ¹³ -Gly ¹⁴ -Cys ¹⁵ -dTyr ¹⁶	247
N166	C3:C8, C4:C12, C7:15	Asn ¹ -Phe ² -Cys ³ -Cys ⁴ -Glu ⁵ -Thr ⁶ -Cys ⁷ -Cys ⁸ -Asn ⁹ -Pro ¹⁰ -Ala ¹¹ -Cys ¹² -Thr ¹³ -Gly ¹⁴ -Cys ¹⁵ -dTyr ¹⁶	248
N167	C3:C8, C4:C12, C7:15	dAsn ¹ -Phe ² -Cys ³ -Cys ⁴ -Glu ⁵ -Thr ⁶ -Cys ⁷ -Cys ⁸ -Asn ⁹ -Pro ¹⁰ -Ala ¹¹ -Cys ¹² -Thr ¹³ -Gly ¹⁴ -Cys ¹⁵ -Tyr ¹⁶	249

[0026] The GCRA peptides described herein bind the guanylate cyclase C (GC-C) and stimulate intracellular production of cyclic guanosine monophosphate (cGMP). Optionally, the GCRA peptides induce apoptosis. In some aspects, the GCRA peptides stimulate intracellular cGMP production at higher levels than naturally occurring GC-C agonists (e.g., uroguanylin, guanylin, lymphoguanylin and ST peptides) and/or SP-304.

[0027] For example, the GCRA peptides of the invention stimulate 5, 10%, 20%, 30%, 40%, 50%, 75%, 90% or more intracellular cGMP compared to naturally occurring GC-C agonists and/or SP-304. The terms induced and stimulated are used interchangeably throughout the specification. The GCRA peptides described herein are more stable than naturally occurring GC-C agonists and/or SP-304. By more stable it is meant that the peptide degrade less and/or more slowly in simulated gastrointestinal fluid and/or simulated intestinal fluid compared to naturally occurring GC-C agonists and/or SP-304. For example, the GCRA peptide of the invention degrade 2%, 3%, 5%, 10%, 15%, 20%, 30%, 40%, 50%, 75%, 90% or less compared to naturally occurring GC-C agonists and/or SP-304.

[0028] The GCRA peptides described herein have therapeutic value in the treatment of a wide variety of disorders and conditions including for example lipid metabolism disorders, biliary disorders, gastrointestinal disorders, inflammatory disorders, lung disorders, cancer, cardiac disorders including cardiovascular disorders, eye disorders, oral disorders, blood disorders, liver disorders, skin disorders, prostate disorders, endocrine disorders, increasing gastrointestinal motility and obesity. Lipid metabolism disorder including, but not limited to, dyslipidemia, hyperlipidemia, hypercholesterolemia, hypertriglyceridemia, sitosterolemia, familial hypercholesterolemia, xanthoma, combined hyperlipidemia, lecithin cholesterol acyltransferase deficiency, tangier disease, abetalipoproteinemia, erectile dysfunction, fatty liver disease, and hepatitis. Biliary disorders include gallbladder disorders such as for example, gallstones, gall bladder cancer cholangitis, or primary sclerosing cholangitis; or bile duct disorders such as for example, cholecystitis, bile duct cancer or fascioliasis. Gastrointestinal disorders include for example, irritable bowel syndrome (IBS), non-ulcer dyspepsia, chronic intestinal pseudo-obstruction, functional dyspepsia, colonic pseudo-obstruction, duodenogastric reflux, gastroesophageal reflux disease (GERD), ileus inflammation (e.g., post-operative ileus), gastroparesis, heartburn (high acidity in the GI tract), constipation (e.g., constipation associated with use of medications such as opioids, osteoarthritis drugs, osteoporosis drugs; post surgical constipation, constipation associated with neuropathic disorders. Inflammatory disorders include tissue and organ inflammation such as kidney inflammation (e.g., nephritis), gastrointestinal system inflammation (e.g., Crohn's disease and ulcerative colitis); necrotizing enterocolitis (NEC); pancreatic inflammation (e.g., pancreatitis), lung inflammation (e.g., bronchitis or asthma) or skin inflammation (e.g., psoriasis, eczema). Lung Disorders include for example chronic obstructive pulmonary disease (COPD), and fibrosis. Cancer includes tissue and organ carcinogenesis including metastases such as for example gastrointestinal cancer, (e.g., gastric cancer, esophageal cancer, pancreatic cancer colorectal cancer, intestinal cancer, anal cancer, liver cancer, gallbladder cancer, or colon cancer; lung cancer; thyroid cancer; skin cancer (e.g., melanoma); oral cancer; urinary tract cancer (e.g. bladder cancer or kidney cancer); blood cancer (e.g. myeloma or leukemia) or prostate cancer. Cardiac disorders include for example, congestive heart failure, trachea cardia hypertension, high cholesterol, or high tryglycerides. Cardiovascular disorders include for example aneurysm, angina, atherosclerosis, cerebrovascular accident (stroke), cerebrovascular disease, congestive heart failure, coronary artery disease, myocardial infarction (heart attack), or peripheral vascular disease. Liver disorders include for example cirrhosis and fibrosis. In addition, GC-C agonist may also be useful to facilitate liver regeneration in liver transplant patients. Eye disorders include for example increased intra-ocular pressure, glaucoma, dry eyes retinal degeneration, disorders of tear glands or eye inflammation. Skin disorders include for example xerosis. Oral disorders include for example dry mouth (xerostomia), Sjögren's syndrome, gum diseases (e.g., periodontal disease), or salivary gland duct blockage or malfunction. Prostate disorders include for example benign prostatic hyperplasia (BPH). Endocrine disorders include for example diabetes mellitus, hyperthyroidism, hypothyroidism, and cystic fibrosis.

[0029] As used herein, the term "guanylate cyclase receptor (GCR)" refers to the class of guanylate cyclase C receptor on any cell type to which the inventive agonist peptides or natural agonists described herein bind. As used herein, "intestinal guanylate cyclase receptor" is found exclusively on epithelial cells lining the GI mucosa. Uroguanylin, guanylin, and ST peptides are expected to bind to these receptors and may induce apoptosis. The possibility that there may be different receptors for each agonist peptide is not excluded. Hence, the term refers to the class of guanylate cyclase receptors on epithelial cells.

[0030] As used herein, the term "GCR agonist" is meant to refer to peptides and/or other compounds that bind to an intestinal guanylate cyclase receptor and stimulate fluid and electrolyte transport. This term also covers fragments and pro-peptides that bind to GCR and stimulate fluid and water secretion.

[0031] As used herein, the term "substantially equivalent" is meant to refer to a peptide that has an amino acid sequence equivalent to that of the binding domain where certain residues may be deleted or replaced with other amino acids without impairing the peptide's ability to bind to an intestinal guanylate cyclase receptor and stimulate fluid and electrolyte transport.

[0032] Addition of carriers (e.g., phosphate-buffered saline or PBS) and other components to the composition of the present invention is well within the level of skill in this art. In addition to the compound, such compositions may contain pharmaceutically acceptable carriers and other ingredients known to facilitate administration and/or enhance uptake.

Other formulations, such as microspheres, nanoparticles, liposomes, and immunologically-based systems may also be used in accordance with the present invention. Other examples include formulations with polymers (e.g., 20% w/v polyethylene glycol) or cellulose, or enteric formulations.

[0033] The present invention is based upon several concepts. The first is that there is a cGMP-dependent mechanism which regulates the balance between cellular proliferation and apoptosis and that a reduction in cGMP levels, due to a deficiency of uroguanylin/guanylin and/or due to the activation of cGMP-specific phosphodiesterases, is an early and critical step in neoplastic transformation. A second concept is that the release of arachidonic acid from membrane phospholipids, which leads to the activation of cytoplasmic phospholipase A2 (cPLA2), cyclooxygenase-2 (COX-2) and possibly 5-lipoxygenase (5-LO) during the process of inflammation, is down-regulated by a cGMP-dependent mechanism, leading to reduced levels of prostaglandins and leukotrienes, and that increasing intracellular levels of cGMP may therefore produce an anti-inflammatory response. In addition, a cGMP-dependent mechanism, is thought to be involved in the control of proinflammatory processes. Therefore, elevating intracellular levels of cGMP may be used as a means of treating and controlling lipid metabolism disorders, biliary disorders, gastrointestinal disorders, inflammatory disorders, lung disorders, cancer, cardiac disorders including cardiovascular disorders, eye disorders, oral disorders, blood disorders, liver disorders, skin disorders, prostate disorders, endocrine disorders, increasing gastrointestinal motility and obesity. Lipid metabolism disorder including, but not limited to, dyslipidemia, hyperlipidemia, hypercholesterolemia, hypertriglyceridemia, sitosterolemia, familial hypercholesterolemia, xanthoma, combined hyperlipidemia, lecithin cholesterol acyltransferase deficiency, tangier disease, abetalipoproteinemia, erectile dysfunction, fatty liver disease, and hepatitis. Biliary disorders include gallbladder disorders such as for example, gallstones, gall bladder cancer cholangitis, or primary sclerosing cholangitis; or bile duct disorders such as for example, cholecystitis, bile duct cancer or fascioliasis. Gastrointestinal disorders include for example, irritable bowel syndrome (IBS), non-ulcer dyspepsia, chronic intestinal pseudo-obstruction, functional dyspepsia, colonic pseudo-obstruction, duodenogastric reflux, gastroesophageal reflux disease (GERD), ileus inflammation (e.g., post-operative ileus), gastroparesis, heartburn (high acidity in the GI tract), constipation (e.g., constipation associated with use of medications such as opioids, osteoarthritis drugs, osteoporosis drugs; post surgical constipation, constipation associated with neuropathic disorders. Inflammatory disorders include tissue and organ inflammation such as kidney inflammation (e.g., nephritis), gastrointestinal system inflammation (e.g., Crohn's disease and ulcerative colitis); necrotizing enterocolitis (NEC); pancreatic inflammation (e.g., pancreatitis), lung inflammation (e.g., bronchitis or asthma) or skin inflammation (e.g., psoriasis, eczema). Lung Disorders include for example chronic obstructive pulmonary disease (COPD), and fibrosis. Cancer includes tissue and organ carcinogenesis including metastases such as for example gastrointestinal cancer, (e.g., gastric cancer, esophageal cancer, pancreatic cancer colorectal cancer, intestinal cancer, anal cancer, liver cancer, gallbladder cancer, or colon cancer; lung cancer; thyroid cancer; skin cancer (e.g., melanoma); oral cancer; urinary tract cancer (e.g. bladder cancer or kidney cancer); blood cancer (e.g. myeloma or leukemia) or prostate cancer. Cardiac disorders include for example, congestive heart failure, trachea cardia hypertension, high cholesterol, or high tryglycerides. Cardiovascular disorders include for example aneurysm, angina, atherosclerosis, cerebrovascular accident (stroke), cerebrovascular disease, congestive heart failure, coronary artery disease, myocardial infarction (heart attack), or peripheral vascular disease. Liver disorders include for example cirrhosis and fibrosis. In addition, GC-C agonist may also be useful to facilitate liver regeneration in liver transplant patients. Eye disorders include for example increased intra-ocular pressure, glaucoma, dry eyes retinal degeneration, disorders of tear glands or eye inflammation. Skin disorders include for example xerosis. Oral disorders include for example dry mouth (xerostomia), Sjögren's syndrome, gum diseases (e.g., periodontal disease), or salivary gland duct blockage or malfunction. Prostate disorders include for example benign prostatic hyperplasia (BPH). Endocrine disorders include for example diabetes mellitus, hyperthyroidism, hypothyroidism, and cystic fibrosis.

[0034] Without intending to be bound by any theory, it is envisioned that ion transport across the plasma membrane may prove to be an important regulator of the balance between cell proliferation and apoptosis that will be affected by agents altering cGMP concentrations. Uroguanylin has been shown to stimulate K⁺ efflux, Ca⁺⁺ influx and water transport in the gastrointestinal tract (3). Moreover, atrial natriuretic peptide (ANP), a peptide that also binds to a specific guanylate cyclase receptor, has also been shown to induce apoptosis in rat mesangial cells, and to induce apoptosis in cardiac myocytes by a cGMP mechanism (21-24).

[0035] Binding of the present agonists to a guanylate cyclase receptor stimulates production of cGMP. This ligand-receptor interaction, via activation of a cascade of cGMP-dependent protein kinases and CFTR, induces apoptosis in target cells. Therefore, administration of the novel peptides defined by Formulas I-XX and those listed on Tables I-VII are useful in eliminating or, at least retarding, the onset of lipid metabolism disorders, biliary disorders, gastrointestinal disorders, inflammatory disorders, lung disorders, cancer, cardiac disorders including cardiovascular disorders, eye disorders, oral disorders, blood disorders, liver disorders, skin disorders, prostate disorders, endocrine disorders, increasing gastrointestinal motility and obesity. Lipid metabolism disorder including, but not limited to, dyslipidemia, hyperlipidemia, hypercholesterolemia, hypertriglyceridemia, sitosterolemia, familial hypercholesterolemia, xanthoma, combined hyperlipidemia, lecithin cholesterol acyltransferase deficiency, tangier disease, abetalipoproteinemia, erectile dysfunction, fatty liver disease, and hepatitis. Biliary disorders include gallbladder disorders such as for example, gallstones,

gall bladder cancer cholangitis, or primary sclerosing cholangitis; or bile duct disorders such as for example, cholecystitis, bile duct cancer or fascioliasis. Gastrointestinal disorders include for example, irritable bowel syndrome (IBS), non-ulcer dyspepsia, chronic intestinal pseudo-obstruction, functional dyspepsia, colonic pseudo-obstruction, duodenogastric reflux, gastroesophageal reflux disease (GERD), ileus inflammation (e.g., post-operative ileus), gastroparesis, heartburn (high acidity in the GI tract), constipation (e.g., constipation associated with use of medications such as opioids, osteoarthritis drugs, osteoporosis drugs; post surgical constipation, constipation associated with neuropathic disorders. Inflammatory disorders include tissue and organ inflammation such as kidney inflammation (e.g., nephritis), gastrointestinal system inflammation (e.g., Crohn's disease and ulcerative colitis); necrotizing enterocolitis (NEC); pancreatic inflammation (e.g., pancreatitis), lung inflammation (e.g., bronchitis or asthma) or skin inflammation (e.g., psoriasis, eczema). Lung Disorders include for example chronic obstructive pulmonary disease (COPD), and fibrosis. Cancer includes tissue and organ carcinogenesis including metastases such as for example gastrointestinal cancer, (e.g., gastric cancer, esophageal cancer, pancreatic cancer colorectal cancer, intestinal cancer, anal cancer, liver cancer, gallbladder cancer, or colon cancer; lung cancer; thyroid cancer; skin cancer (e.g., melanoma); oral cancer; urinary tract cancer (e.g. bladder cancer or kidney cancer); blood cancer (e.g. myeloma or leukemia) or prostate cancer. Cardiac disorders include for example, congestive heart failure, trachea cardia hypertension, high cholesterol, or high tryglycerides. Cardiovascular disorders include for example aneurysm, angina, atherosclerosis, cerebrovascular accident (stroke), cerebrovascular disease, congestive heart failure, coronary artery disease, myocardial infarction (heart attack), or peripheral vascular disease. Liver disorders include for example cirrhosis and fibrosis. In addition, GC-C agonist may also be useful to facilitate liver regeneration in liver transplant patients. Eye disorders include for example increased intraocular pressure, glaucoma, dry eyes retinal degeneration, disorders of tear glands or eye inflammation. Skin disorders include for example xerosis. Oral disorders include for example dry mouth (xerostomia), Sjögren's syndrome, gum diseases (e.g., periodontal disease), or salivary gland duct blockage or malfunction. Prostate disorders include for example benign prostatic hyperplasia (BPH). Endocrine disorders include for example diabetes mellitus, hyperthyroidism, hypothyroidism, and cystic fibrosis.

[0036] Uroguanylin is a circulating peptide hormone with natriuretic activity and has been found to stimulate fluid and electrolyte transport in a manner similar to another family of heat stable enterotoxins (ST peptides) secreted by pathogenic strains of *E. coli* and other enteric bacteria that activate guanylate cyclase receptor and cause secretory diarrhea. Unlike bacterial ST peptides, the binding of uroguanylin to guanylate cyclase receptor is dependent on the physiological pH of the gut. Therefore, uroguanylin is expected to regulate fluid and electrolyte transport in a pH dependent manner and without causing severe diarrhea.

GCRA PEPTIDES

[0037] In one aspect, the invention provides a GCRA peptide. The GCRA peptides are analogues uroguanylin, guanylin, lymphoguanylin and ST peptides. No particular length is implied by the term "peptide". In some embodiments, the GCRA peptide is less than 25 amino acids in length, e.g., less than or equal to 20, 15, 14, 13, 12, 11, 10, or 5 amino acid in length.

[0038] The GCRA peptides can be polymers of L-amino acids, D-amino acids, or a combination of both. For example, in various embodiments, the peptides are D retro-inverso peptides. The term "retro-inverso isomer" refers to an isomer of a linear peptide in which the direction of the sequence is reversed and the chirality of each amino acid residue is inverted. See, e.g., Jameson et al., Nature, 368, 744-746 (1994); Brady et al., Nature, 368, 692-693 (1994). The net result of combining D-enantiomers and reverse synthesis is that the positions of carbonyl and amino groups in each amide bond are exchanged, while the position of the side-chain groups at each alpha carbon is preserved. Unless specifically stated otherwise, it is presumed that any given L-amino acid sequence of the invention may be made into an D retro-inverso peptide by synthesizing a reverse of the sequence for the corresponding native L-amino acid sequence. For example a GCRA peptide includes the sequence defined by Formulas I-XX and those listed on Tables I-VII.

[0039] By inducing cGMP production is meant that the GCRA peptide induces the production of intracellular cGMP. Intracellular cGMP is measured by methods known in the art. For example, the GCRA peptide of the invention stimulate 5%, 10%, 20%, 30%, 40%, 50%, 75%, 90% or more intracellular cGMP compared to naturally occurring GC-C agonists. Naturally Optionally, the GCRA peptides of the invention stimulate 5%, 10%, 20%, 30%, 40%, 50%, 75%, 90% or more intracellular cGMP compared SP-304. In further embodiments, the GCRA peptide stimulates apoptosis, e.g., programmed cell death or activate the cystic fibrosis transmembrane conductance regulator (CFTR). In some embodiments the GCRA peptides described herein are more stable than naturally occurring GC-C agonists and/or SP-304. By more stable it is meant that the peptide degrade less and/or more slowly in simulated gastric fluid and/or simulated intestinal fluid compared to naturally occurring GC-C agonists and/or SP-304. For example, the GCRA peptide of the invention degrade 2%, 3%, 5%, 10%, 15%, 20%, 30%, 40%, 50%, 75%, 90% or less compared to naturally occurring GC-C agonists and/or SP-304.

[0040] As used herein PEG3, 3 PEG, is meant to denote polyethylene glycol such as include aminoethyloxy-ethyloxy-acetic acid (AeeA).

[0041] As used herein, the term "AMIDE" is meant to denote that the terminal carboxylic acid is replaced with an amide group, i.e., the terminal COOH is replaced with CONH₂.

[0042] As used herein, (e.g., in Formulas I-XX) X_{aa} is any natural, unnatural amino acid or amino acid analogue; M_{aa} is a Cysteine (Cys), Penicillamine (Pen) homocysteine, or 3-mercaptoproline. Xaa_{n1} is meant to denote an amino acid sequence of any any natural, unnatural amino acid or amino acid analogue that is one, two or three residues in length; Xaa_{n2} is meant to denote an amino acid sequence of any any natural, unnatural amino acid or amino acid analogue that is zero or one residue in length; and Xaa_{n3} is meant to denote an amino acid sequence of any any natural, unnatural amino acid or amino acid analogue that is zero, one, two, three, four, five or six residues in length. Additionally, any amino acid represented by Xaa, may be an L-amino acid, a D-amino acid, a methylated amino acid, a fluorinated amino acid or any combination of thereof. Preferably the amino acid at the N-terminus, C-terminus or both are D-amino acids. Optionally, any GCRA peptide represented by Formulas I-XX may contain on or more polyethylene glycol residues at the N-terminus, C-terminus or both. An exemplary polyethylene glycol includes aminoethyloxy-ethyloxy-acetic acid and polymers thereof.

[0043] Specific examples of GCC agonist peptides that can be used in the methods and formulations of the invention include a peptide selected from the group designated by SEQ ID NOs: 1-249.

[0044] In some embodiments, GCC agonist peptides include peptides having the amino acid sequence of Formula I, wherein at least one amino acid of Formula I is a D-amino acid or a methylated amino acid and/or the amino acid at position 16 is a serine. Preferably, the amino acid at position 16 of Formula I is a D-amino acid or a methylated amino acid. For example, the amino acid at position 16 of Formula I is a d-leucine or a d-serine. Optionally, one or more of the amino acids at positions 1-3 of Formula I are D-amino acids or methylated amino acids or a combination of D-amino acids or methylated amino acids. For example, Asn¹, Asp² or Glu³ (or a combination thereof) of Formula I is a D-amino acid or a methylated amino acid. Preferably, the amino acid at position Xaa⁶ of Formula I is a leucine, serine or tyrosine.

[0045] In alternative embodiments, GCC agonist peptides include peptides having the amino acid sequence of Formula II, wherein at least one amino acid of Formula II is a D-amino acid or a methylated amino acid. Preferably, the amino acid denoted by Xaa_{n2} of Formula II is a D-amino acid or a methylated amino acid. In some embodiments, the amino acid denoted by Xaa_{n2} of Formula II is a leucine, a d-leucine, a serine, or a d-serine. Preferably, the one or more amino acids denoted by Xaa_{n1} of Formula II is a D-amino acid or a methylated amino acid. Preferably, the amino acid at position Xaa⁶ of Formula II is a leucine, a serine, or a tyrosine.

[0046] In some embodiments, GCC agonist peptides include peptides having the amino acid sequence of Formula III, wherein at least one amino acid of Formula III is a D-amino acid or a methylated amino acid and/or Maa is not a cysteine. Preferably, the amino acid denoted by Xaa_{n2} of Formula III is a D-amino acid or a methylated amino acid. In some embodiments the amino acid denoted by Xaa_{n2} of Formula III is a leucine, a d-leucine, a serine, or a d-serine. Preferably, the one or more amino acids denoted by Xaa_{n1} of Formula III is a D-amino acid or a methylated amino acid. Preferably, the amino acid at position Xaa⁶ of Formula III is a leucine, a serine, or a tyrosine.

[0047] In other embodiments, GCC agonist peptides include peptides having the amino acid sequence of Formula IV, wherein at least one amino acid of Formula IV is a D-amino acid or a methylated amino acid, and/or Maa is not a cysteine. Preferably, the Xaa_{n2} of Formula IV is a D-amino acid or a methylated amino acid. In some embodiments, the amino acid denoted by Xaa_{n2} of Formula IV is a leucine, a d-leucine, a serine, or a d-serine. Preferably, the one or more of the amino acids denoted by Xaa_{n1} of Formula IV is a D-amino acid or a methylated amino acid. Preferably, the amino acid denoted Xaa⁶ of Formula IV is a leucine, a serine, or a tyrosine.

[0048] In further embodiments, GCC agonist peptides include peptides having the amino acid sequence of Formula V, wherein at least one amino acid of Formula V is a D-amino acid or a methylated amino acid. Preferably, the amino acid at position 16 of Formula V is a D-amino acid or a methylated amino acid. For example, the amino acid at position 16 (i.e., Xaa¹⁶) of Formula V is a d-leucine or a d-serine. Optionally, one or more of the amino acids at position 1-3 of Formula V are D-amino acids or methylated amino acids or a combination of D-amino acids or methylated amino acids. For example, Asn¹, Asp² or Glu³ (or a combination thereof) of Formula V is a D-amino acids or a methylated amino acid. Preferably, the amino acid denoted at Xaa⁶ of Formula V is a leucine, a serine, or a tyrosine.

[0049] In additional embodiments, GCC agonist peptides include peptides having the amino acid sequence of Formula VI, VII, VIII, or IX. Preferably, the amino acid at position 6 of Formula VI, VII, VIII, or IX is a leucine, a serine, or a tyrosine. In some aspects the amino acid at position 16 of Formula VI, VII, VIII, or IX is a leucine or a serine. Preferably, the amino acid at position 16 of Formula V is a D-amino acid or a methylated amino acid.

[0050] In additional embodiments, GCC agonist peptides include peptides having the amino acid sequence of Formula X, XI, XII, XIII, XIV, XV, XVI or XVII. Optionally, one or more amino acids of Formulas X, XI, XII, XIII, XIV, XV, XVI or XVII is a D-amino acid or a methylated amino acid. Preferably, the amino acid at the carboxy terminus of the peptides according to Formulas X, XI, XII, XIII, XIV, XV, XVI or XVII is a D-amino acid or a methylated amino acid. For example the the amino acid at the carboxy terminus of the peptides according to Formulas X, XI, XII, XIII, XIV, XV, XVI or XVII is a D-tyrosine.

[0051] Preferably, the amino acid denoted by Xaa⁶ of Formula XIV is a tyrosine, phenylalanine or a serine. Most

preferably the amino acid denoted by Xaa⁶ of Formula XIV is a phenylalanine or a serine. Preferably, the amino acid denoted by Xaa⁴ of Formula XV, XVI or XVII is a tyrosine, a phenylalanine, or a serine. Most preferably, the amino acid position Xaa⁴ of Formula V, XVI or XVII is a phenylalanine or a serine.

[0052] In some embodiments, GCRA peptides include peptides containing the amino acid sequence of Formula XVIII. Preferably, the amino acid at position 1 of Formula XVIII is a glutamic acid, aspartic acid, glutamine or lysine. Preferably, the amino acid at position 2 and 3 of Formula XVIII is a glutamic acid, or an aspartic acid. Preferably, the amino acid at position 5 is a glutamic acid. Preferably, the amino acid at position 6 of Formula XVIII is an isoleucine, valine, serine, threonine or tyrosine. Preferably, the amino acid at position 8 of Formula XVIII is a valine or isoleucine. Preferably, the amino acid at position 9 of Formula XVIII is an asparagine. Preferably, the amino acid at position 10 of Formula XVIII is a valine or a methionine. Preferably, the amino acid at position 11 of Formula XVIII is an alanine. Preferably, the amino acid at position 13 of Formula XVIII is a threonine. Preferably, the amino acid at position 14 of Formula XVIII is a glycine. Preferably, the amino acid at position 16 of Formula XVIII is a leucine, serine or threonine

[0053] In alternative embodiments, GCRA peptides include peptides containing the amino acid sequence of Formula XIX. Preferably, the amino acid at position 1 of Formula XIX is a serine or asparagine. Preferably, the amino acid at position 2 of Formula XIX is a histidine or an aspartic acid. Preferably, the amino acid at position 3 of Formula XIX is a threonine or a glutamic acid. Preferably, the amino acid at position 5 of Formula XIX is a glutamic acid. Preferably, the amino acid at position 6 of Formula XIX is an isoleucine, leucine, valine or tyrosine. Preferably, the amino acid at position 8, 10, 11, or 13 of Formula XIX is an alanine. Preferably, the amino acid at position 9 of Formula XIX is an asparagine or a phenylalanine. Preferably, the amino acid at position 14 of Formula XIX is a glycine.

[0054] In further embodiments, GCRA peptides include peptides containing the amino acid sequence of Formula XX. Preferably, the amino acid at position 1 of Formula XX is a glutamine. Preferably, the amino acid at position 2 or 3 of Formula XX is a glutamic acid or a aspartic acid. Preferably, the amino acid at position 5 of Formula XX is a glutamic acid. Preferably, the amino acid at position 6 of Formula XX is threonine, glutamine, tyrosine, isoleucine, or leucine. Preferably, the amino acid at position 8 of Formula XX is isoleucine or valine. Preferably, the amino acid at position 9 of Formula XX is asparagine. Preferably, the amino acid at position 10 of Formula XX is methionine or valine. Preferably, the amino acid at position 11 of Formula XX is alanine. Preferably, the amino acid at position 13 of Formula XX is a threonine. Preferably, the amino acid at position 1 of Formula XX is a glycine. Preferably, the amino acid at position 15 of Formula XX is a tyrosine. Optionally, the amino acid at position 15 of Formula XX is two-amino acid in length and is Cysteine (Cys), Penicillamine (Pen) homocysteine, or 3-mercaptoproline and serine, leucine or threonine.

[0055] In certain embodiments, one or more amino acids of the GCRA peptides can be replaced by a non-naturally occurring amino acid or a naturally or non-naturally occurring amino acid analog. There are many amino acids beyond the standard 20 (Ala, Arg, Asn, Asp, Cys, Gin, Glu, Gly, His, Ile, Leu, Lys, Met, Phe, Pro, Ser, Thr, Trp, Tyr, and Val). Some are naturally-occurring others are not. (See, for example, Hunt, *The Non-Protein Amino Acids: In Chemistry and Biochemistry of the Amino Acids*, Barrett, Chapman and Hall, 1985). For example, an aromatic amino acid can be replaced by 3,4-dihydroxy-L-phenylalanine, 3-iodo-L-tyrosine, triiodothyronine, L-thyroxine, phenylglycine (Phg) or nor-tyrosine (norTyr). Phg and norTyr and other amino acids including Phe and Tyr can be substituted by, e.g., a halogen, -CH₃, -OH, -CH₂NH₃, -C(O)H, -CH₂CH₃, -CN, -CH₂CH₂CH₃, -SH, or another group. Any amino acid can be substituted by the D-form of the amino acid.

[0056] With regard to non-naturally occurring amino acids or naturally and non-naturally occurring amino acid analogs, a number of substitutions in the polypeptide and agonists described herein are possible alone or in combination.

[0057] For example, glutamine residues can be substituted with gamma-Hydroxy-Glu or gamma-Carboxy-Glu. Tyrosine residues can be substituted with an alpha substituted amino acid such as L-alpha-methylphenylalanine or by analogues such as: 3-Amino-Tyr; Tyr(CH₃); Tyr(P03(CH₃)₂); Tyr(S03H); beta-Cyclohexyl-Ala; beta-(1-Cyclopentenyl)-Ala; beta-Cyclopentyl-Ala; beta-Cyclopropyl-Ala; beta-Quinolyl-Ala; beta-(2-Thiazolyl)-Ala; beta-(Triazole-1-yl)-Ala; beta-(2-Pyridyl)-Ala; beta-(3-Pyridyl)-Ala; Amino-Phe; Fluoro-Phe; Cyclohexyl-Gly; tBu-Gly; beta-(3-benzothienyl)-Ala; beta-(2-thienyl)-Ala; 5-Methyl-Trp; and A-Methyl-Trp. Proline residues can be substituted with homopro (L-pipecolic acid); hydroxy-Pro; 3,4-Dehydro-Pro; 4-fluoro-Pro; or alpha-methyl-Pro or an N(alpha)-C(alpha) cyclized amino acid analogues with the structure: n = 0, 1, 2, 3 Alanine residues can be substituted with alpha-substituted or N-methylated amino acid such as alpha-amino isobutyric acid (aib), L/D-alpha-ethylalanine (L/D-isovaline), L/D-methylvaline, or L/D-alpha-methylleucine or a non-natural amino acid such as beta-fluoro-Ala. Alanine can also be substituted with: n = 0, 1, 2, 3 Glycine residues can be substituted with alpha-amino isobutyric acid (aib) or L/D-alpha-ethylalanine (L/D-isovaline).

[0058] Further examples of unnatural amino acids include: an unnatural analog of tyrosine; an unnatural analogue of glutamine; an unnatural analogue of phenylalanine; an unnatural analogue of serine; an unnatural analogue of threonine; an alkyl, aryl, acyl, azido, cyano, halo, hydrazine, hydrazide, hydroxyl, alkenyl, alkynyl, ether, thiol, sulfonyl, seleno, ester, thioacid, borate, boronate, phospho, phosphono, phosphine, heterocyclic, enone, imine, aldehyde, hydroxylamine, keto, or amino substituted amino acid, or any combination thereof; an amino acid with a photoactivatable cross-linker; a spin-labeled amino acid; a fluorescent amino acid; an amino acid with a novel functional group; an amino acid that covalently or noncovalently interacts with another molecule; a metal binding amino acid; an amino acid that is amidated at a site

that is not naturally amidated, a metal-containing amino acid; a radioactive amino acid; a photocaged and/or photoisomerizable amino acid; a biotin or biotin-analogue containing amino acid; a glycosylated or carbohydrate modified amino acid; a keto containing amino acid; amino acids comprising polyethylene glycol or polyether; a heavy atom substituted amino acid (e.g., an amino acid containing deuterium, tritium, ^{13}C , ^{15}N , or ^{18}O); a chemically cleavable or photocleavable amino acid; an amino acid with an elongated side chain; an amino acid containing a toxic group; a sugar substituted amino acid, e.g., a sugar substituted serine or the like; a carbon-linked sugar-containing amino acid; a redox-active amino acid; an α -hydroxy containing acid; an amino thio acid containing amino acid; an α , β disubstituted amino acid; a β -amino acid; a cyclic amino acid other than proline; an O-methyl-L-tyrosine; an L-3-(2-naphthyl)alanine; a 3-methyl-phenylalanine; a p -acetyl-L-phenylalanine; an O-4-allyl-L-tyrosine; a 4-propyl-L-tyrosine; a tri-O-acetyl-GlcNAc β -serine; an L-Dopa; a fluorinated phenylalanine; an isopropyl-L-phenylalanine; a p -azido-L-phenylalanine; a p -acyl-L-phenylalanine; a p -benzoyl-L-phenylalanine; an L-phosphoserine; a phosphoserine; a phosphotyrosine; a p -iodo-phenylalanine; a 4-fluorophenylglycine; a p -bromophenylalanine; a p -amino-L-phenylalanine; an isopropyl-L-phenylalanine; L-3-(2-naphthyl)alanine; D- 3-(2-naphthyl)alanine (dNal); an amino-, isopropyl-, or O-allyl-containing phenylalanine analogue; a dopa, O-methyl-L-tyrosine; a glycosylated amino acid; a p -(propargyloxy)phenylalanine; dimethyl-Lysine; hydroxy-proline; mercaptopropionic acid; methyl-lysine; 3-nitro-tyrosine; norleucine; pyro-glutamic acid; Z (Carbobenzoxyl); ϵ - Acetyl-Lysine; β -alanine; aminobenzoyl derivative; aminobutyric acid (Abu); citrulline; aminohexanoic acid; aminoisobutyric acid (AIB); cyclohexylalanine; d-cyclohexylalanine; hydroxyproline; nitro-arginine; nitro-phenylalanine; nitro-tyrosine; norvaline; octahydroindole carboxylate; omithine (Om); penicillamine (PEN); tetrahydroisoquinoline; acetamidomethyl protected amino acids and pegylated amino acids. Further examples of unnatural amino acids and amino acid analogs can be found in U.S. 20030108885, U.S. 20030082575, US20060019347 (paragraphs 410-418) and the references cited therein. The polypeptides of the invention can include further modifications including those described in US20060019347, paragraph 589.

[0059] In some embodiments, an amino acid can be replaced by a naturally-occurring, nonessential amino acid, e.g., taurine.

[0060] Alternatively, the GCRA peptides are cyclic peptides. GCRA cyclic peptide are prepared by methods known in the art. For example, macrocyclization is often accomplished by forming an amide bond between the peptide N- and C-termini, between a side chain and the N- or C-terminus [e.g., with $\text{K}_3\text{Fe}(\text{CN})_6$ at pH 8.5] (Samson et al., Endocrinology, 137: 5182-5185 (1996)), or between two amino acid side chains, such as cysteine. See, e.g., DeGrado, Adv Protein Chem, 39: 51-124 (1988). In various aspects the GCRA peptides are [4,12; 7,15] bicycles.

[0061] In some GCRA peptides one or both members of one or both pairs of Cys residues which normally form a disulfide bond can be replaced by homocysteine, penicillamine, 3-mercaptoproline (Kolodziej et al. 1996 Int J Pept Protein Res 48:274); β , β dimethylcysteine (Hunt et al. 1993 Int JPept Protein Res 42:249) or diaminopropionic acid (Smith et al. 1978 J Med Chem 21:117) to form alternative internal cross-links at the positions of the normal disulfide bonds.

[0062] In addition, one or more disulfide bonds can be replaced by alternative covalent cross-links, e.g., an amide linkage (-CH₂CH(O)NHCH₂- or -CH₂NHCH(O)CH₂-), an ester linkage, a thioester linkage, a lactam bridge, a carbamoyl linkage, a urea linkage, a thiourea linkage, a phosphonate ester linkage, an alkyl linkage (-CH₂CH₂CH₂CH₂-), an alkenyl linkage(-CH₂CH=CHCH₂-), an ether linkage (-CH₂CH₂OCH₂- or -CH₂OCH₂CH₂-), a thioether linkage (-CH₂CH₂SCH₂- or -CH₂SCH₂CH₂-), an amine linkage (-CH₂CH₂NHCH₂- or -CH₂NHCH₂CH₂-) or a thioamide linkage (-CH₂CH(S)NHCH₂- or -CH₂NHCH(S)CH₂-). For example, Ledu et al. (Proc Nat'l Acad. Sci. 100:11263-78, 2003) describe methods for preparing lactam and amide cross-links. Exemplary GCRA peptides which include a lactam bridge include for example SP-370.

[0063] The GCRA peptides can have one or more conventional polypeptide bonds replaced by an alternative bond. Such replacements can increase the stability of the polypeptide. For example, replacement of the polypeptide bond between a residue amino terminal to an aromatic residue (e.g. Tyr, Phe, Trp) with an alternative bond can reduce cleavage by carboxy peptidases and may increase half-life in the digestive tract. Bonds that can replace polypeptide bonds include: a retro-inverso bond (C(O)-NH instead of NH-C(O)); a reduced amide bond (NH-CH₂); a thiomethylene bond (S-CH₂ or CH₂-S); an oxomethylene bond (O-CH₂ or CH₂-O); an ethylene bond (CH₂-CH₂); a thioamide bond (C(S)-NH); a trans-olefine bond (CH=CH); a fluoro substituted trans-olefine bond (CF=CH); a ketomethylene bond (C(O)-CHR or CHR-C(O) wherein R is H or CH₃; and a fluoro-ketomethylene bond (C(O)-CFR or CFR-C(O) wherein R is H or F or CH₃).

[0064] The GCRA peptides can be modified using standard modifications. Modifications may occur at the amino (N-), carboxy (C-) terminus, internally or a combination of any of the preceding. In one aspect described herein, there may be more than one type of modification on the polypeptide. Modifications include but are not limited to: acetylation, amidation, biotinylation, cinnamoylation, farnesylation, formylation, myristoylation, palmitoylation, phosphorylation (Ser, Tyr or Thr), stearylation, succinylation, sulfurylation and cyclisation (via disulfide bridges or amide cyclisation), and modification by Cys3 or Cys5. The GCRA peptides described herein may also be modified by 2,4-dinitrophenyl (DNP), DNP-lysine, modification by 7-Amino-4-methyl- coumarin (AMC), fluorescein, NBD (7-Nitrobenz-2-Oxa-1,3-Diazole), p -nitro-anilide, rhodamine B, EDANS (5-((2-aminoethyl)amino)naphthalene-1- sulfonic acid), dabcyI, dabsyl, dansyl, texas

red, FMOOC, and Tamra (Tetramethylrhodamine). The GCRA peptides described herein may also be conjugated to, for example, polyethylene glycol (PEG); alkyl groups (e.g., C1-C20 straight or branched alkyl groups); fatty acid radicals; combinations of PEG, alkyl groups and fatty acid radicals (See, U.S. Patent 6,309,633; Soltero et al., 2001 Innovations in Pharmaceutical Technology 106-110); BSA and KLH (Keyhole Limpet Hemocyanin). The addition of PEG and other polymers which can be used to modify polypeptides of the invention is described in US2006019347 section IX.

[0065] Also included in the invention are peptides that biologically or functional equivalent to the peptides described herein. The term "biologically equivalent" or functional equivalent" is intended to mean that the compositions of the present invention are capable of demonstrating some or all of the cGMP production modulatory effects.

[0066] GCRA peptides can also include derivatives of GCRA peptides which are intended to include hybrid and modified forms of GCRA peptides in which certain amino acids have been deleted or replaced and modifications such as where one or more amino acids have been changed to a modified amino acid or unusual amino acid and modifications such as glycosylation so long the modified form retains the biological activity of GCRA peptides. By retaining the biological activity, it is meant that cGMP and or apoptosis is induced by the GCRA peptide, although not necessarily at the same level of potency as that of a naturally-occurring GCRA peptide identified.

[0067] Preferred variants are those that have conservative amino acid substitutions made at one or more predicted non-essential amino acid residues. A "conservative amino acid substitution" is one in which the amino acid residue is replaced with an amino acid residue having a similar side chain. Families of amino acid residues having similar side chains have been defined in the art. These families include amino acids with basic side chains (e.g., lysine, arginine, histidine), acidic side chains (e.g., aspartic acid, glutamic acid), uncharged polar side chains (e.g., glycine, asparagine, glutamine, serine, threonine, tyrosine, cysteine), nonpolar side chains (e.g., alanine, valine, leucine, isoleucine, proline, phenylalanine, methionine, tryptophan), beta-branched side chains (e.g., threonine, valine, isoleucine) and aromatic side chains (e.g., tyrosine, phenylalanine, tryptophan, histidine). Thus, a predicted nonessential amino acid residue in a GCRA polypeptide is replaced with another amino acid residue from the same side chain family. Alternatively, in another embodiment, mutations can be introduced randomly along all or part of a GCRA coding sequence, such as by saturation mutagenesis, and the resultant mutants can be screened to identify mutants that retain activity.

[0068] Also included within the meaning of substantially homologous is any GCRA peptide which may be isolated by virtue of cross-reactivity with antibodies to the GCRA peptide.

PREPARATION OF GCRA PEPTIDES

[0069] GCRA peptides are easily prepared using modern cloning techniques, or may be synthesized by solid state methods or by site-directed mutagenesis. A GCRA peptide may include dominant negative forms of a polypeptide.

[0070] Chemical synthesis may generally be performed using standard solution phase or solid phase peptide synthesis techniques, in which a peptide linkage occurs through the direct condensation of the amino group of one amino acid with the carboxy group of the other amino acid with the elimination of a water molecule. Peptide bond synthesis by direct condensation, as formulated above, requires suppression of the reactive character of the amino group of the first and of the carboxyl group of the second amino acid. The masking substituents must permit their ready removal, without inducing breakdown of the labile peptide molecule.

[0071] In solution phase synthesis, a wide variety of coupling methods and protecting groups may be used (See, Gross and Meienhofer, eds., "The Peptides: Analysis, Synthesis, Biology," Vol. 1-4 (Academic Press, 1979); Bodansky and Bodansky, "The Practice of Peptide Synthesis," 2d ed. (Springer Verlag, 1994)). In addition, intermediate purification and linear scale up are possible. Those of ordinary skill in the art will appreciate that solution synthesis requires consideration of main chain and side chain protecting groups and activation method. In addition, careful segment selection is necessary to minimize racemization during segment condensation. Solubility considerations are also a factor. Solid phase peptide synthesis uses an insoluble polymer for support during organic synthesis. The polymer-supported peptide chain permits the use of simple washing and filtration steps instead of laborious purifications at intermediate steps. Solid-phase peptide synthesis may generally be performed according to the method of Merrifield et al., J. Am. Chem. Soc., 1963, 85:2149, which involves assembling a linear peptide chain on a resin support using protected amino acids. Solid phase peptide synthesis typically utilizes either the Boc or Fmoc strategy, which is well known in the art.

[0072] Those of ordinary skill in the art will recognize that, in solid phase synthesis, deprotection and coupling reactions must go to completion and the side-chain blocking groups must be stable throughout the synthesis. In addition, solid phase synthesis is generally most suitable when peptides are to be made on a small scale.

[0073] Acetylation of the N-terminal can be accomplished by reacting the final peptide with acetic anhydride before cleavage from the resin. C-amidation is accomplished using an appropriate resin such as methylbenzhydrylamine resin using the Boc technology.

[0074] Alternatively the GCRA peptides are produced by modern cloning techniques. For example, the GCRA peptides are produced either in bacteria including, without limitation, E. coli, or in other existing systems for polypeptide or protein production (e.g., Bacillus subtilis, baculovirus expression systems using Drosophila Sf9 cells, yeast or filamentous fungal

expression systems, mammalian cell expression systems), or they can be chemically synthesized. If the GCRA peptide or variant peptide is to be produced in bacteria, e.g., *E. coli*, the nucleic acid molecule encoding the polypeptide may also encode a leader sequence that permits the secretion of the mature polypeptide from the cell. Thus, the sequence encoding the polypeptide can include the pre sequence and the pro sequence of, for example, a naturally-occurring bacterial ST polypeptide. The secreted, mature polypeptide can be purified from the culture medium.

[0075] The sequence encoding a GCRA peptide described herein can be inserted into a vector capable of delivering and maintaining the nucleic acid molecule in a bacterial cell. The DNA molecule may be inserted into an autonomously replicating vector (suitable vectors include, for example, pGEM3Z and pcDNA3, and derivatives thereof). The vector nucleic acid may be a bacterial or bacteriophage DNA such as bacteriophage lambda or M13 and derivatives thereof. Construction of a vector containing a nucleic acid described herein can be followed by transformation of a host cell such as a bacterium. Suitable bacterial hosts include but are not limited to, *E. coli*, *B. subtilis*, *Pseudomonas*, *Salmonella*. The genetic construct also includes, in addition to the encoding nucleic acid molecule, elements that allow expression, such as a promoter and regulatory sequences. The expression vectors may contain transcriptional control sequences that control transcriptional initiation, such as promoter, enhancer, operator, and repressor sequences.

[0076] A variety of transcriptional control sequences are well known to those in the art. The expression vector can also include a translation regulatory sequence (e.g., an untranslated 5' sequence, an untranslated 3' sequence, or an internal ribosome entry site). The vector can be capable of autonomous replication or it can integrate into host DNA to ensure stability during polypeptide production.

[0077] The protein coding sequence that includes a GCRA peptide described herein can also be fused to a nucleic acid encoding a polypeptide affinity tag, e.g., glutathione S-transferase (GST), maltose E binding protein, protein A, FLAG tag, hexa-histidine, myc tag or the influenza HA tag, in order to facilitate purification. The affinity tag or reporter fusion joins the reading frame of the polypeptide of interest to the reading frame of the gene encoding the affinity tag such that a translational fusion is generated. Expression of the fusion gene results in translation of a single polypeptide that includes both the polypeptide of interest and the affinity tag. In some instances where affinity tags are utilized, DNA sequence encoding a protease recognition site will be fused between the reading frames for the affinity tag and the polypeptide of interest.

[0078] Genetic constructs and methods suitable for production of immature and mature forms of the GCRA peptides and variants described herein in protein expression systems other than bacteria, and well known to those skilled in the art, can also be used to produce polypeptides in a biological system.

[0079] The peptides disclosed herein may be modified by attachment of a second molecule that confers a desired property upon the peptide, such as increased half-life in the body, for example, pegylation. Such modifications also fall within the scope of the term "variant" as used herein.

THERAPEUTIC METHODS

[0080] The present invention provides for both prophylactic and therapeutic methods of treating a subject at risk of (or susceptible to) a disorder or having a disorder associated that is mediated by guanylate cyclase receptor agonists. Disorders mediated by the guanylate cyclase receptor agonists include specifically hypercholesterolemia, atherosclerosis, obesity, diabetes type 2 and liver diseases. Disorders mediated by the guanylate cyclase receptor agonists include lipid metabolism disorders, biliary disorders, gastrointestinal disorders, inflammatory disorders, lung disorders, cancer, cardiac disorders including cardiovascular disorders, eye disorders, oral disorders, blood disorders, liver disorders, skin disorders, prostate disorders, endocrine disorders, increasing gastrointestinal motility and obesity. Lipid metabolism disorder including, but not limited to, dyslipidemia, hyperlipidemia, hypercholesterolemia, hypertriglyceridemia, sitosterolemia, familial hypercholesterolemia, xanthoma, combined hyperlipidemia, lecithin cholesterol acyltransferase deficiency, tangier disease, abetalipoproteinemia, erectile dysfunction, fatty liver disease, and hepatitis. Biliary disorders include gallbladder disorders such as for example, gallstones, gall bladder cancer cholangitis, or primary sclerosing cholangitis; or bile duct disorders such as for example, cholecystitis, bile duct cancer or fascioliasis. Gastrointestinal disorders include for example, irritable bowel syndrome (IBS), non-ulcer dyspepsia, chronic intestinal pseudo-obstruction, functional dyspepsia, colonic pseudo-obstruction, duodenogastric reflux, gastroesophageal reflux disease (GERD), ileus inflammation (e.g., post-operative ileus), gastroparesis, heartburn (high acidity in the GI tract), constipation (e.g., constipation associated with use of medications such as opioids, osteoarthritis drugs, osteoporosis drugs; post surgical constipation, constipation associated with neuropathic disorders. Inflammatory disorders include tissue and organ inflammation such as kidney inflammation (e.g., nephritis), gastrointestinal system inflammation (e.g., Crohn's disease and ulcerative colitis); necrotizing enterocolitis (NEC); pancreatic inflammation (e.g., pancreatitis), lung inflammation (e.g., bronchitis or asthma) or skin inflammation (e.g., psoriasis, eczema). Lung Disorders include for example chronic obstructive pulmonary disease (COPD), and fibrosis. Cancer includes tissue and organ carcinogenesis including metastases such as for example gastrointestinal cancer, (e.g., gastric cancer, esophageal cancer, pancreatic cancer colorectal cancer, intestinal cancer, anal cancer, liver cancer, gallbladder cancer, or colon cancer; lung cancer; thyroid cancer;

skin cancer (e.g., melanoma); oral cancer; urinary tract cancer (e.g. bladder cancer or kidney cancer); blood cancer (e.g. myeloma or leukemia) or prostate cancer. Cardiac disorders include for example, congestive heart failure, trachea cardia hypertension, high cholesterol, or high tryglycerides. Cardiovascular disorders include for example aneurysm, angina, atherosclerosis, cerebrovascular accident (stroke), cerebrovasculardisease, congestive heart failure, coronary artery disease, myocardial infarction (heart attack), or peripheral vascular disease. Liver disorders include for example cirrhosis and fibrosis. In addition, GC-C agonist may also be useful to facilitate liver regeneration in liver transplant patients. Eye disorders include for example increased intra-ocular pressure, glaucoma, dry eyes retinal degeneration, disorders of tear glands or eye inflammation. Skin disorders include for example xerosis. Oral disorders include for example dry mouth (xerostomia), Sjögren's syndrome, gum diseases (e.g., periodontal disease), or salivary gland duct blockage or malfunction. Prostate disorders include for example benign prostatic hyperplasia (BPH). Endocrine disorders include for example diabetes mellitus, hyperthyroidism, hypothyroidism, and cystic fibrosis.

[0081] Normal healthy adults synthesize cholesterol at a rate of approximately 1 g/day and consume about 0.3 g/day. A relatively constant level of cholesterol in the body (150-200 mg/dL) is maintained by its de novo synthesis in the liver, absorption in the gut and by removal of cholesterol from the blood. The liver plays a central role in the maintenance of sterol balance across the whole body because not only is it the organ that receives most of the cholesterol absorbed by the small intestine, but it is also the site for the degradation and excretion of cholesterol through the bile.

[0082] It is well documented that dietary or pharmacological manipulation of the enterohepatic circulation of either cholesterol or bile acids can potentially cause marked changes in the rate at which the liver synthesizes cholesterol, converts cholesterol to bile acids, incorporates cholesterol into very low-density lipoproteins, esterifies and stores cholesterol, or secretes unesterified cholesterol directly into bile. Such changes in the enterohepatic handling of cholesterol may lead to clinically significant shifts in the circulating low-density lipoprotein-cholesterol (LDL-C) concentration and in the degree of biliary cholesterol saturation. The intestine plays a major role in regulating cholesterol homeostasis and about 36% reduction in plasma cholesterol could be achieved by total inhibition of cholesterol from the gut. In healthy humans and rodents, more than 90% of bile acids are reabsorbed by the small intestine and return to the liver to be secreted again into the bile. This efficient bile acid recycling mainly takes place in the ileum through an active process involving a 48 kDa integral brush border membrane glycoprotein termed apical sodium dependent bile acid transporter (ASBT), or ileal-bile acid transporter (IBAT).

[0083] Absorption of cholesterol is a multi-step process, in which cholesterol is first micellized by bile acids in the intestinal lumen and then it is absorbed by enterocytes. Thus, bile acids play important role in absorption of dietary cholesterol. Ezetimibe (Zetia®) is a well-known inhibitor of bile acid transporter and has been widely used as an effective cholesterol-lowering drug for treating patients with hypercholesterolemia.

[0084] The term "treatment" refers to reducing or alleviating symptoms in a subject, preventing symptoms from worsening or progressing, and/or preventing disease in a subject who is free therefrom. For a given subject, improvement in a symptom, its worsening, regression, or progression may be determined by any objective or subjective measure. Efficacy of the treatment may be measured as an improvement in morbidity or mortality (e.g., lengthening of survival curve for a selected population). Thus, effective treatment would include therapy of existing disease, control of disease by slowing or stopping its progression, prevention of disease occurrence, reduction in the number or severity of symptoms, or a combination thereof. The effect may be shown in a controlled study using one or more statistically significant criteria.

[0085] Intracellular cGMP produced by exposing, e.g., contacting a tissue (e.g., gastrointestinals tissue) or cell with GCRA agonists. By inducing is meant an increase in cGMP production compared to a tissue or cell that has not been in contact with GCRA peptide or variant. Tissues or cells are directly contacted with a GCRA peptide or variant. Alternatively, the GCRA peptide or variant is administered systemically. GCRA peptide or variant are administered in an amount sufficient to increase intracellular cGMP concentration. cGMP production is measured by a cell-based assay known in the art (25).

[0086] Disorders are treated, prevented or alleviated by administering to a subject, e.g., a mammal such as a human in need thereof, a therapeutically effective dose of a GCRA peptide. The GCRA peptides may be in a pharmaceutical composition in unit dose form, together with one or more pharmaceutically acceptable excipients. The term "unit dose form" refers to a single drug delivery entity, e.g., a tablet, capsule, solution or inhalation formulation. The amount of peptide present should be sufficient to have a positive therapeutic effect when administered to a patient (typically, between 10 µg and 3 g). What constitutes a "positive therapeutic effect" will depend upon the particular condition being treated and will include any significant improvement in a condition readily recognized by one of skill in the art.

[0087] The GCRA peptides can be administered alone or in combination with other agents. For example the GCRA peptides can be administered in combination with inhibitors of cGMP dependent phosphodiesterase, such as, for example, suldinac sulfone, zaprinast, motapizone, vardenafil or sildenafil; one or more other chemotherapeutic agents; or anti-inflammatory drugs such as, for example, steroids or non-steroidal anti-inflammatory drugs (NSAIDS), such as aspirin.

[0088] Combination therapy can be achieved by administering two or more agents, e.g., a GCRA peptide described herein and another compound, each of which is formulated and administered separately, or by administering two or more agents in a single formulation. Other combinations are also encompassed by combination therapy. For example,

two agents can be formulated together and administered in conjunction with a separate formulation containing a third agent. While the two or more agents in the combination therapy can be administered simultaneously, they need not be. For example, administration of a first agent (or combination of agents) can precede administration of a second agent (or combination of agents) by minutes, hours, days, or weeks. Thus, the two or more agents can be administered within minutes of each other or within 1, 2, 3, 6, 9, 12, 15, 18, or 24 hours of each other or within 1, 2, 3, 4, 5, 6, 7, 8, 9, 10, 12, 14 days of each other or within 2, 3, 4, 5, 6, 7, 8, 9, or 10 weeks of each other. In some cases even longer intervals are possible. While in many cases it is desirable that the two or more agents used in a combination therapy be present in within the patient's body at the same time, this need not be so.

[0089] The GCRA peptides described herein may be combined with phosphodiesterase inhibitors, e.g., sulindae sulfone, Zaprinas, sildenafil, vardenafil or tadalafil to further enhance levels of cGMP in the target tissues or organs.

[0090] Combination therapy can also include two or more administrations of one or more of the agents used in the combination. For example, if agent X and agent Y are used in a combination, one could administer them sequentially in any combination one or more times, e.g., in the order X-Y- X, X-X-Y, Y-X-Y, Y-Y-X, X-X-Y-Y, etc.

[0091] Combination therapy can also include the administration of one of the GC-C agonist with azothioprine and/or other immunomodulating agents. The immunomodulating agents may include small molecule drugs and biologics such as Remicade, Humaira, Cimzia etc.

[0092] Combination therapy can also include the administration of two or more agents via different routes or locations. For example, (a) one agent is administered orally and another agent is administered intravenously or (b) one agent is administered orally and another is administered locally. In each case, the agents can either simultaneously or sequentially. Approximated dosages for some of the combination therapy agents described herein are found in the "BNF Recommended Dose" column of tables on pages 11-17 of WO01/76632 (the data in the tables being attributed to the March 2000 British National Formulary) and can also be found in other standard formularies and other drug prescribing directories. For some drugs, the customary prescribed dose for an indication will vary somewhat from country to country.

[0093] The GCRA peptides, alone or in combination, can be combined with any pharmaceutically acceptable carrier or medium. Thus, they can be combined with materials that do not produce an adverse, allergic or otherwise unwanted reaction when administered to a patient. The carriers or mediums used can include solvents, dispersants, coatings, absorption promoting agents, controlled release agents, and one or more inert excipients (which include starches, polyols, granulating agents, microcrystalline cellulose (e.g. celphere, Celphere beads®), diluents, lubricants, binders, disintegrating agents, and the like), etc. If desired, tablet dosages of the disclosed compositions may be coated by standard aqueous or nonaqueous techniques.

[0094] A pharmaceutical composition of the invention is formulated to be compatible with its intended route of administration. Examples of routes of administration include parenteral, e.g., intravenous, intradermal, subcutaneous, oral (e.g., inhalation), transdermal (topical), transmucosal, and rectal administration. Solutions or suspensions used for parenteral, intradermal, or subcutaneous application can include the following components: a sterile diluent such as water for injection, saline solution, fixed oils, polyethylene glycols, glycerine, propylene glycol or other synthetic solvents; antibacterial agents such as benzyl alcohol or methyl parabens; antioxidants such as ascorbic acid or sodium bisulfite; chelating agents such as ethylenediaminetetraacetic acid; buffers such as acetates, citrates or phosphates, and agents for the adjustment of tonicity such as sodium chloride or dextrose. The pH can be adjusted with acids or bases, such as hydrochloric acid or sodium hydroxide. The parenteral preparation can be enclosed in ampoules, disposable syringes or multiple dose vials made of glass or plastic.

[0095] Pharmaceutical compositions suitable for injectable use include sterile aqueous solutions (where water soluble) or dispersions and sterile powders for the extemporaneous preparation of sterile injectable solutions or dispersion. For intravenous administration, suitable carriers include physiological saline, bacteriostatic water, Cremophor EL™ (BASF, Parsippany, N.J.) or phosphate buffered saline (PBS). In all cases, the composition must be sterile and should be fluid to the extent that easy syringeability exists. It must be stable under the conditions of manufacture and storage and must be preserved against the contaminating action of microorganisms such as bacteria and fungi. The carrier can be a solvent or dispersion medium containing, for example, water, ethanol, polyol (for example, glycerol, propylene glycol, and liquid polyethylene glycol, and the like), and suitable mixtures thereof. The proper fluidity can be maintained, for example, by the use of a coating such as lecithin, by the maintenance of the required particle size in the case of dispersion and by the use of surfactants. Prevention of the action of microorganisms can be achieved by various antibacterial and antifungal agents, for example, parabens, chlorobutanol, phenol, ascorbic acid, thimerosal, and the like. In many cases, it will be preferable to include isotonic agents, for example, sugars, polyalcohols such as mannitol, sorbitol, sodium chloride in the composition. Prolonged absorption of the injectable compositions can be brought about by including in the composition an agent which delays absorption, for example, aluminum monostearate and gelatin.

[0096] Sterile injectable solutions can be prepared by incorporating the active compound (e.g., a GCRA agonist) in the required amount in an appropriate solvent with one or a combination of ingredients enumerated above, as required, followed by filtered sterilization. Generally, dispersions are prepared by incorporating the active compound into a sterile vehicle that contains a basic dispersion medium and the required other ingredients from those enumerated above. In

the case of sterile powders for the preparation of sterile injectable solutions, methods of preparation are vacuum drying and freeze-drying that yields a powder of the active ingredient plus any additional desired ingredient from a previously sterile-filtered solution thereof.

[0097] Oral compositions generally include an inert diluent or an edible carrier. Such as mannitol, fructooligosaccharides, polyethylene glycol and other excipients. They can be enclosed in gelatin capsules or compressed into tablets. For the purpose of oral therapeutic administration, the active compound can be incorporated with excipients and used in the form of tablets, troches, or capsules. Oral compositions can also be prepared using a fluid carrier for use as a mouthwash, wherein the compound in the fluid carrier is applied orally and swished and expectorated or swallowed. Pharmaceutically compatible binding agents, and/or adjuvant materials can be included as part of the composition. The tablets, pills, capsules, troches and the like can contain any of the following ingredients, or compounds of a similar nature: a binder such as microcrystalline cellulose, gum tragacanth or gelatin; an excipient such as starch or lactose, a disintegrating agent such as alginic acid, Primogel, or corn starch; a lubricant such as magnesium stearate or Sterotes; a glidant such as colloidal silicon dioxide; a sweetening agent such as sucrose or saccharin; or a flavoring agent such as peppermint, methyl salicylate, or orange flavoring.

[0098] For administration by inhalation, the compounds are delivered in the form of an aerosol spray from pressured container or dispenser which contains a suitable propellant, e.g., a gas such as carbon dioxide, or a nebulizer.

[0099] Systemic administration can also be by transmucosal or transdermal means. For transmucosal or transdermal administration, penetrants appropriate to the barrier to be permeated are used in the formulation. Such penetrants are generally known in the art, and include, for example, for transmucosal administration, detergents, bile salts, and fusidic acid derivatives. Transmucosal administration can be accomplished through the use of nasal sprays or suppositories. For transdermal administration, the active compounds are formulated into ointments, salves, gels, or creams as generally known in the art.

[0100] The compounds can also be prepared in the form of suppositories (e.g., with conventional suppository bases such as cocoa butter and other glycerides) or retention enemas for rectal delivery.

[0101] In one embodiment, the active compounds are prepared with carriers that will protect the compound against rapid elimination from the body, such as a controlled release formulation, including implants and microencapsulated delivery systems. Biodegradable, biocompatible polymers can be used, such as ethylene vinyl acetate, polyanhydrides, polyglycolic acid, collagen, polyorthoesters, and polylactic acid. Methods for preparation of such formulations will be apparent to those skilled in the art. The materials can also be obtained commercially from Alza Corporation and Nova Pharmaceuticals, Inc. Liposomal suspensions (including liposomes targeted to infected cells with monoclonal antibodies to viral antigens) can also be used as pharmaceutically acceptable carriers. These can be prepared according to methods known to those skilled in the art, for example, as described in U.S. Pat. No. 4,522,811, incorporated fully herein by reference.

[0102] It is especially advantageous to formulate oral or parenteral compositions in dosage unit form for ease of administration and uniformity of dosage. Dosage unit form as used herein refers to physically discrete units suited as unitary dosages for the subject to be treated; each unit containing a predetermined quantity of active compound calculated to produce the desired therapeutic effect in association with the required pharmaceutical carrier. The specification for the dosage unit forms of the invention are dictated by and directly dependent on the unique characteristics of the active compound and the particular therapeutic effect to be achieved.

[0103] The pharmaceutical compositions can be included in a container, pack, or dispenser together with instructions for administration.

[0104] Compositions of the present invention may also optionally include other therapeutic ingredients, anti-caking agents, preservatives, sweetening agents, colorants, flavors, desiccants, plasticizers, dyes, glidants, anti-adherents, anti-static agents, surfactants (wetting agents), antioxidants, film-coating agents, and the like. Any such optional ingredient must be compatible with the compound described herein to insure the stability of the formulation.

[0105] The composition may contain other additives as needed, including for example lactose, glucose, fructose, galactose, trehalose, sucrose, maltose, raffinose, maltitol, melezitose, stachyose, lactitol, palatinite, starch, xylitol, mannitol, myoinositol, and the like, and hydrates thereof, and amino acids, for example alanine, glycine and betaine, and polypeptides and proteins, for example albumen.

[0106] Examples of excipients for use as the pharmaceutically acceptable carriers and the pharmaceutically acceptable inert carriers and the aforementioned additional ingredients include, but are not limited to binders, fillers, disintegrants, lubricants, anti-microbial agents, and coating agents such as: BINDERS: corn starch, potato starch, other starches, gelatin, natural and synthetic gums such as acacia, xanthan, sodium alginate, alginic acid, other alginates, powdered tragacanth, guar gum, cellulose and its derivatives (e.g., ethyl cellulose, cellulose acetate, carboxymethyl cellulose calcium, sodium carboxymethyl cellulose), polyvinyl pyrrolidone (e.g., povidone, crospovidone, copovidone, etc), methyl cellulose, Methocel, pre-gelatinized starch (e.g., STARCH 1500® and STARCH 1500 LM®, sold by Colorcon, Ltd.), hydroxypropyl methyl cellulose, microcrystalline cellulose (FMC Corporation, Marcus Hook, PA, USA), or mixtures thereof, FILLERS: talc, calcium carbonate (e.g., granules or powder), dibasic calcium phosphate, tribasic calcium phosphate,

calcium sulfate (e.g., granules or powder), microcrystalline cellulose, powdered cellulose, dextrates, kaolin, mannitol, silicic acid, sorbitol, starch, pre-gelatinized starch, dextrose, fructose, honey, lactose anhydrate, lactose monohydrate, lactose and aspartame, lactose and cellulose, lactose and microcrystalline cellulose, maltodextrin, maltose, mannitol, microcrystalline cellulose & guar gum, molasses, sucrose, or mixtures thereof, DISINTEGRANTS: agar-agar, alginic acid, calcium carbonate, microcrystalline cellulose, croscarmellose sodium, crospovidone, polacrillin potassium, sodium starch glycolate, potato or tapioca starch, other starches, pre-gelatinized starch, clays, other alginates, other celluloses, gums (like gellan), low-substituted hydroxypropyl cellulose, or mixtures thereof, LUBRICANTS: calcium stearate, magnesium stearate, mineral oil, light mineral oil, glycerin, sorbitol, mannitol, polyethylene glycol, other glycols, stearic acid, sodium lauryl sulfate, sodium stearyl fumarate, vegetable based fatty acids lubricant, talc, hydrogenated vegetable oil (e.g., peanut oil, cottonseed oil, sunflower oil, sesame oil, olive oil, corn oil and soybean oil), zinc stearate, ethyl oleate, ethyl laurate, agar, syloid silica gel (AEROSIL 200, W.R. Grace Co., Baltimore, MD USA), a coagulated aerosol of synthetic silica (Deaussa Co., Plano, TX USA), a pyrogenic silicon dioxide (CAB-O-SIL, Cabot Co., Boston, MA USA), or mixtures thereof, ANTI-CAKING AGENTS: calcium silicate, magnesium silicate, silicon dioxide, colloidal silicon dioxide, talc, or mixtures thereof, ANTIMICROBIAL AGENTS: benzalkonium chloride, benzethonium chloride, benzoic acid, benzyl alcohol, butyl paraben, cetylpyridinium chloride, cresol, chlorobutanol, dehydroacetic acid, ethylparaben, methylparaben, phenol, phenylethyl alcohol, phenoxyethanol, phenylmercuric acetate, phenylmercuric nitrate, potassium sorbate, propylparaben, sodium benzoate, sodium dehydroacetate, sodium propionate, sorbic acid, thimersol, thymo, or mixtures thereof, and COATING AGENTS: sodium carboxymethyl cellulose, cellulose acetate phthalate, ethylcellulose, gelatin, pharmaceutical glaze, hydroxypropyl cellulose, hydroxypropyl methylcellulose (hypromellose), hydroxypropyl methyl cellulose phthalate, methylcellulose, polyethylene glycol, polyvinyl acetate phthalate, shellac, sucrose, titanium dioxide, carnauba wax, microcrystalline wax, gellan gum, maltodextrin, methacrylates, microcrystalline cellulose and carrageenan or mixtures thereof.

[0107] The formulation can also include other excipients and categories thereof including but not limited to L-histidine, Pluronic®, Poloxamers (such as Lutrol® and Poloxamer 188), ascorbic acid, glutathione, permeability enhancers (e.g. lipids, sodium cholate, acylcarnitine, salicylates, mixed bile salts, fatty acid micelles, chelators, fatty acid, surfactants, medium chain glycerides), protease inhibitors (e.g. soybean trypsin inhibitor, organic acids), pH lowering agents and absorption enhancers effective to promote bioavailability (including but not limited to those described in US6086918 and US5912014), creams and lotions (like maltodextrin and carrageenans); materials for chewable tablets (like dextrose, fructose, lactose monohydrate, lactose and aspartame, lactose and cellulose, maltodextrin, maltose, mannitol, microcrystalline cellulose and guar gum, sorbitol crystalline); parenterals (like mannitol and povidone); plasticizers (like dibutyl sebacate, plasticizers for coatings, polyvinylacetate phthalate); powder lubricants (like glyceryl behenate); soft gelatin capsules (like sorbitol special solution); spheres for coating (like sugar spheres); spherization agents (like glyceryl behenate and microcrystalline cellulose); suspending/gelling agents (like carrageenan, gellan gum, mannitol, microcrystalline cellulose, povidone, sodium starch glycolate, xanthan gum); sweeteners (like aspartame, aspartame and lactose, dextrose, fructose, honey, maltodextrin, maltose, mannitol, molasses, sorbitol crystalline, sorbitol special solution, sucrose); wet granulation agents (like calcium carbonate, lactose anhydrous, lactose monohydrate, maltodextrin, mannitol, microcrystalline cellulose, povidone, starch), caramel, carboxymethylcellulose sodium, cherry cream flavor and cherry flavor, citric acid anhydrous, citric acid, confectioner's sugar, D&C Red No. 33, D&C Yellow #10 Aluminum Lake, disodium edetate, ethyl alcohol 15%, FD&C Yellow No. 6 aluminum lake, FD&C Blue # 1 Aluminum Lake, FD&C Blue No. 1, FD&C blue no. 2 aluminum lake, FD&C Green No.3, FD&C Red No. 40, FD&C Yellow No. 6 Aluminum Lake, FD&C Yellow No. 6, FD&C Yellow No. 10, glycerol palmitostearate, glyceryl monostearate, indigo carmine, lecithin, manitol, methyl and propyl parabens, mono ammonium glycyrrhizinate, natural and artificial orange flavor, pharmaceutical glaze, poloxamer 188, Polydextrose, polysorbate 20, polysorbate 80, polyvidone, pregelatinized corn starch, pregelatinized starch, red iron oxide, saccharin sodium, sodium carboxymethyl ether, sodium chloride, sodium citrate, sodium phosphate, strawberry flavor, synthetic black iron oxide, synthetic red iron oxide, titanium dioxide, and white wax.

[0108] Solid oral dosage forms may optionally be treated with coating systems (e.g. Opadry® fx film coating system, for example Opadry® blue (OY-LS-20921), Opadry® white (YS-2-7063), Opadry® white (YS- 1-7040), and black ink (S-1-8 106).

[0109] The agents either in their free form or as a salt can be combined with a polymer such as polylactic-glycolic acid (PLGA), poly(L-lactic-glycolic-tartaric acid (P(L) LGT) (WO 01/12233), polyglycolic acid (U.S. 3,773,919), polylactic acid (U.S. 4,767,628), poly(ϵ -caprolactone) and poly(alkylene oxide) (U.S. 20030068384) to create a sustained release formulation. Such formulations can be used to implants that release a polypeptide or another agent over a period of a few days, a few weeks or several months depending on the polymer, the particle size of the polymer, and the size of the implant (See, e.g., U.S. 6,620,422). Other sustained release formulations and polymers for use in are described in EP 0 467 389 A2, WO 93/24150, U.S. 5,612,052, WO 97/40085, WO 03/075887, WO 01/01964A2, U.S. 5,922,356, WO 94/155587, WO 02/074247A2, WO 98/25642, U.S. 5,968,895, U.S. 6,180,608, U.S. 20030171296, U.S. 20020176841, U.S. 5,672,659, U.S. 5,893,985, U.S. 5,134,122, U.S. 5,192,741, U.S. 5,192,741, U.S. 4,668,506, U.S. 4,713,244, U.S. 5,445,832 U.S. 4,931,279, U.S. 5,980,945, WO 02/058672, WO 97/26015, WO 97/04744, and US20020019446. In such

sustained release formulations microparticles (Delie and Blanco-Prieto 2005 Molecule 10:65-80) of polypeptide are combined with microparticles of polymer. One or more sustained release implants can be placed in the large intestine, the small intestine or both. U.S. 6,011,011 and WO 94/06452 describe a sustained release formulation providing either polyethylene glycols (*i.e.* PEG 300 and PEG 400) or triacetin. WO 03/053401 describes a formulation which may both enhance bioavailability and provide controlled release of the agent within the GI tract. Additional controlled release formulations are described in WO 02/38129, EP 326151, U.S. 5,236,704, WO 02/30398, WO 98/13029; U.S. 20030064105, U.S. 20030138488A1, U.S. 20030216307A1, U.S. 6,667,060, WO 01/49249, WO 01/49311, WO 01/49249, WO 01/49311, and U.S. 5,877,224 materials which may include those described in WO04041195 (including the seal and enteric coating described therein) and pH-sensitive coatings that achieve delivery in the colon including those described in US4,910,021 and WO9001329. US4910021 describes using a pH-sensitive material to coat a capsule. WO9001329 describes using pH-sensitive coatings on beads containing acid, where the acid in the bead core prolongs dissolution of the pH-sensitive coating. U. S. Patent No. 5,175,003 discloses a dual mechanism polymer mixture composed of pH-sensitive enteric materials and film-forming plasticizers capable of conferring permeability to the enteric material, for use in drug-delivery systems; a matrix pellet composed of a dual mechanism polymer mixture permeated with a drug and sometimes covering a pharmaceutically neutral nucleus; a membrane-coated pellet comprising a matrix pellet coated with a dual mechanism polymer mixture envelope of the same or different composition; and a pharmaceutical dosage form containing matrix pellets. The matrix pellet releases acid-soluble drugs by diffusion in acid pH and by disintegration at pH levels of nominally about 5.0 or higher.

[0110] The GCRA peptides described herein may be formulated in the pH triggered targeted control release systems described in WO04052339. The agents described herein may be formulated according to the methodology described in any of WO03105812 (extruded hydratable polymers); WO0243767 (enzyme cleavable membrane translocators); WO03007913 and WO03086297 (mucoadhesive systems); WO02072075 (bilayer laminated formulation comprising pH lowering agent and absorption enhancer); WO04064769 (amidated polypeptides); WO0506315 (solid lipid suspension with pseudotropic and/or thixotropic properties upon melting); WO03035029 and WO03035041 (erodible, gastric retentive dosage forms); US5007790 and US5972389 (sustained release dosage forms); WO041 1271 1 (oral extended release compositions); WO05027878, WO02072033, and WO02072034 (delayed release compositions with natural or synthetic gum); WO05030182 (controlled release formulations with an ascending rate of release); WO05048998 (microencapsulation system); US Patent 5,952,314 (biopolymer); US5, 108, 758 (glassy amylose matrix delivery); US 5,840,860 (modified starch based delivery). JP10324642 (delivery system comprising chitosan and gastric resistant material such as wheat gliadin or zein); US 5,866,619 and US 6,368,629 (saccharide containing polymer); US 6,531,152 (describes a drug delivery system containing a water soluble core (Ca pectinate or other water-insoluble polymers) and outer coat which bursts (*e.g.* hydrophobic polymer-Eudragit)); US 6,234,464; US 6,403,130 (coating with polymer containing casein and high methoxy pectin; WO0174 175 (Maillard reaction product); WO05063206 (solubility increasing formulation); WO040 19872 (transferring fusion proteins).

[0111] The GCRA peptides described herein may be formulated using gastrointestinal retention system technology (GIRES; Merrion Pharmaceuticals). GIRES comprises a controlled-release dosage form inside an inflatable pouch, which is placed in a drug capsule for oral administration. Upon dissolution of the capsule, a gas-generating system inflates the pouch in the stomach where it is retained for 16-24 hours, all the time releasing agents described herein.

[0112] The GCRA peptides described herein can be formulated in an osmotic device including the ones disclosed in US4,503,030, US5,609,590 and US5,358,502. US4,503,030 discloses an osmotic device for dispensing a drug to certain pH regions of the gastrointestinal tract. More particularly, the invention relates to an osmotic device comprising a wall formed of a semi-permeable pH sensitive composition that surrounds a compartment containing a drug, with a passageway through the wall connecting the exterior of the device with the compartment. The device delivers the drug at a controlled rate in the region of the gastrointestinal tract having a pH of less than 3.5, and the device self-destructs and releases all its drug in the region of the gastrointestinal tract having a pH greater than 3.5, thereby providing total availability for drug absorption. U.S. Patent Nos. 5,609,590 and 5, 358,502 disclose an osmotic bursting device for dispensing a beneficial agent to an aqueous environment. The device comprises a beneficial agent and osmagent surrounded at least in part by a semi-permeable membrane. The beneficial agent may also function as the osmagent. The semi-permeable membrane is permeable to water and substantially impermeable to the beneficial agent and osmagent. A trigger means is attached to the semi-permeable membrane (*e.g.*, joins two capsule halves). The trigger means is activated by a pH of from 3 to 9 and triggers the eventual, but sudden, delivery of the beneficial agent. These devices enable the pH-triggered release of the beneficial agent core as a bolus by osmotic bursting.

EXEMPLARY AGENTS FOR COMBINATION THERAPY

Analgesic Agents

[0113] The GCRA peptides described herein can be used in combination therapy with an analgesic agent, *e.g.*, an

analgesic compound or an analgesic polypeptide. These polypeptides and compounds can be administered with the GCRA peptides described herein (simultaneously or sequentially). They can also be optionally covalently linked or attached to an agent described herein to create therapeutic conjugates. Among the useful analgesic agents are: Calcium channel blockers, 5HT receptor antagonists (for example 5HT₃, 5HT₄ and 5HT₁ receptor antagonists), opioid receptor agonists (loperamide, fedotozine, and fentanyl), NK₁ receptor antagonists, CCK receptor agonists (e.g., loxiglumide), NK₁ receptor antagonists, NK₃ receptor antagonists, norepinephrine-serotonin reuptake inhibitors (NSRI), vanilloid and cannabinoid receptor agonists, and sialorphan. Analgesic agents in the various classes are described in the literature.

[0114] Among the useful analgesic polypeptides are sialorphan-related polypeptides, including those comprising the amino acid sequence QHNPR (SEQ ID NO: 250), including: VQHNPR (SEQ ID NO: 251); VRQHNPR (SEQ ID NO: 252); VRGQHNPR (SEQ ID NO: 253); VRGPQHNPR (SEQ ID NO: 254); VRGPRQHNPR (SEQ ID NO: 255); VRG-PRRQHNPR (SEQ ID NO: 256); and RQHNPR (SEQ ID NO: 257). Sialorphan-related polypeptides bind to neprilysin and inhibit neprilysin-mediated breakdown of substance P and Met-enkephalin. Thus, compounds or polypeptides that are inhibitors of neprilysin are useful analgesic agents which can be administered with the polypeptides described herein in a co-therapy or linked to the polypeptides described herein, e.g., by a covalent bond. Sialorphan and related polypeptides are described in U.S. Patent 6,589,750; U.S. 20030078200 A1; and WO 02/051435 A2.

[0115] Opioid receptor antagonists and agonists can be administered with the GCRA peptides described herein in co-therapy or linked to the agent described herein, e.g., by a covalent bond. For example, opioid receptor antagonists such as naloxone, naltrexone, methyl naloxone, nalmefene, cypridime, beta funaltrexamine, naloxonazine, naltrindole, and nor-binaltorphimine are thought to be useful in the treatment of IBS. It can be useful to formulate opioid antagonists of this type is a delayed and sustained release formulation such that initial release of the antagonist is in the mid to distal small intestine and/or ascending colon. Such antagonists are described in WO 01/32180 A2. Enkephalin pentapeptide (HOE825; Tyr-D-Lys-Gly-Phe-L-homoserine) is an agonist of the mu and delta opioid receptors and is thought to be useful for increasing intestinal motility {Eur. J. Pharm. 219:445, 1992}, and this polypeptide can be used in conjunction with the polypeptides described herein. Also useful is trimebutine which is thought to bind to mu/delta/kappa opioid receptors and activate release of motilin and modulate the release of gastrin, vasoactive intestinal polypeptide, gastrin and glucagons. Kappa opioid receptor agonists such as fedotozine, asimadoline, and ketocyclazocine, and compounds described in WO03/097051 and WO05/007626 can be used with or linked to the polypeptides described herein. In addition, mu opioid receptor agonists such as morphine, diphenyloxyate, frakefamide (H-Tyr-D-Ala-Phe(F)-Phe-NH₂; WO 01/019849 A1) and loperamide can be used.

[0116] Tyr-Arg (kyotorphin) is a dipeptide that acts by stimulating the release of met-enkephalins to elicit an analgesic effect (J. Biol. Chem 262:8165, 1987). Kyotorphin can be used with or linked to the GCRA peptides described herein.

[0117] Chromogranin-derived polypeptide (CgA 47-66; See, e.g., Ghia et al. 2004 Regulatory polypeptides 119:199) can be used with or linked to the GCRA peptides described herein.

[0118] CCK receptor agonists such as caerulein from amphibians and other species are useful analgesic agents that can be used with or linked to the GCRA peptides described herein.

[0119] Conotoxin polypeptides represent a large class of analgesic polypeptides that act at voltage gated calcium channels, NMDA receptors or nicotinic receptors. These polypeptides can be used with or linked to the polypeptides described herein.

[0120] Peptide analogs of thymulin (FR Application 2830451) can have analgesic activity and can be used with or linked to the polypeptides described herein.

[0121] CCK (CCKa or CCKb) receptor antagonists, including loxiglumide and dexloxiglumide (the R- isomer of loxiglumide) (WO 88/05774) can have analgesic activity and can be used with or linked to the polypeptides described herein.

[0122] Other useful analgesic agents include 5-HT₄ agonists such as tegaserod (Zelnorm®), mosapride, metoclopramide, zacopride, cisapride, renzapride, benzimidazolone derivatives such as BIMU 1 and BIMU 8, and lilexapride. Such agonists are described in: EP1321 142 A1, WO 03/053432A1, EP 505322 A1, EP 505322 B1, US 5,510,353, EP 507672 A1, EP 507672 B1, and US 5,273,983.

[0123] Calcium channel blockers such as ziconotide and related compounds described in, for example, EP625162B1, US 5,364,842, US 5,587,454, US 5,824,645, US 5,859,186, US 5,994,305, US 6,087,091, US 6,136,786, WO 93/13128 A1, EP 1336409 A1, EP 835126 A1, EP 835126 B1, US 5,795,864, US 5,891,849, US 6,054,429, WO 97/01351 A1, can be used with or linked to the polypeptides described herein.

[0124] Various antagonists of the NK-1, NK-2, and NK-3 receptors (for a review see Giardina et al. 2003. Drugs 6:758) can be used with or linked to the polypeptides described herein.

[0125] NK₁ receptor antagonists such as: aprepitant (Merck & Co Inc), vofopitant, ezlopitant (Pfizer, Inc.), R-673 (Hoffmann-La Roche Ltd), SR-48968 (Sanofi Synthelabo), CP-122,721 (Pfizer, Inc.), GW679769 (Glaxo Smith Kline), TAK-637 (Takeda/Abbot), SR-14033, and related compounds described in, for example, EP 873753 A1, US 20010006972 A1, US 20030109417 A1, WO 01/52844 A1, can be used with or linked to the polypeptides described herein.

[0126] NK-2 receptor antagonists such as nepadutant (Menarini Ricerche SpA), saredutant (Sanofi-Synthelabo), GW597599 (Glaxo Smith Kline), SR-144190 (Sanofi-Synthelabo) and UK-290795 (Pfizer Inc) can be used with or linked

to the polypeptides described herein.

[0127] NK3 receptor antagonists such as osanetant (SR-142801; Sanofi-Synthelabo), SSR-241586, talnetant and related compounds described in, for example, WO 02/094187 A2, EP 876347 A1, WO 97/21680 A1, US 6,277,862, WO 98/1 1090, WO 95/28418, WO 97/19927, and Boden et al. (J Med Chem. 39:1664-75, 1996) can be used with or linked to the polypeptides described herein.

[0128] Norepinephrine-serotonin reuptake inhibitors (NSRI) such as milnacipran and related compounds described in WO 03/077897 A1 can be used with or linked to the polypeptides described herein.

[0129] Vanilloid receptor antagonists such as arvanil and related compounds described in WO 01/64212 A1 can be used with or linked to the polypeptides described herein.

[0130] The analgesic polypeptides and compounds can be administered with the polypeptides and agonists described herein (simultaneously or sequentially). The analgesic agents can also be covalently linked to the polypeptides and agonists described herein to create therapeutic conjugates. Where the analgesic is a polypeptide and is covalently linked to an agent described herein the resulting polypeptide may also include at least one trypsin cleavage site. When present within the polypeptide, the analgesic polypeptide may be preceded by (if it is at the carboxy terminus) or followed by (if it is at the amino terminus) a trypsin cleavage site that allows release of the analgesic polypeptide.

[0131] In addition to sialorphan-related polypeptides, analgesic polypeptides include: AspPhe, endomorphin-1, endomorphin-2, nocistatin, dalargin, lupron, ziconotide, and substance P.

Agents to Treat Gastrointestinal Disorders

[0132] Examples of additional therapeutic agents to treat gastrointestinal and other disorders include agents to treat constipation (e.g., a chloride channel activator such as the bicyclic fatty acid, Lubiprostone (formerly known as SPI-0211; Sucampo Pharmaceuticals, Inc.; Bethesda, MD), a laxative (e.g. a bulk-forming laxative (e.g. nonstarch polysaccharides. Colonel Tablet (polycarbophil calcium), Plantago Ovata®, Equalactin® (Calcium Polycarbophil)), fiber (e.g. FIBERCON® (Calcium Polycarbophil), an osmotic laxative, a stimulant laxative (such as diphenylmethanes (e.g. bisacodyl), anthraquinones (e.g. cascara, senna), and surfactant laxatives (e.g. castor oil, docusates), an emollient/lubricating agent (such as mineral oil, glycerine, and docusates), MiraLax (Bainbridge Laboratories, Bainbridge MA), dextroglutamide (Forest Laboratories, also known as CR 2017 Rottapharm (Rotta Research Laboratorium SpA)), saline laxatives, enemas, suppositories, and CR 3700 (Rottapharm (Rotta Research Laboratorium SpA): acid reducing agents such as proton pump inhibitors (e.g., omeprazole (Prilosec®), esomeprazole (Nexium®), lansoprazole (Prevacid®), pantoprazole (Protonix®) and rabeprazole (Aciphex®)) and Histamine H₂ -receptor antagonist (also known as H₂ receptor blockers including cimetidine, ranitidine, famotidine and nizatidine); prokinetic agents including itopride, octreotide, bethanechol, metoclopramide (Reglan®), domperidone (Motilium®), erythromycin (and derivatives thereof) or cisapride (propulsid®); Prokinetic polypeptides homologs, variants and chimeras thereof including those described in US 7.052,674 which can be used with or linked to the polypeptides described herein; pro-motility agents such as the vasostatin-derived polypeptide, chromogranin A (4-16) (See, e.g., Ghia et al. 2004 Regulatory polypeptides 121:31) or motilin agonists (e.g., GM-611 or mitemincal fumarate) or nociceptin/Orphanin FQ receptor modulators (US20050169917); other peptides which can bind to and/or activate GC-C including those described in US20050287067; complete or partial 5HT (e.g. 5HT₁, 5HT₂, 5HT₃, 5HT₄) receptor agonists or antagonists (including 5HT_{1A} antagonists (e.g. AGI-001 (AGI therapeutics), 5HT_{2B} antagonists (e.g. PGN 1091 and PGNI 164 (Pharmagene Laboratories Limited), and 5HT₄ receptor agonists (such as tegaserod (ZELNORM®), prucalopride, mosapride, metoclopramide, zacopride, cisapride, renzapride, benzimidazolone derivatives such as BIMU 1 and BIMU 8, and lilexapride). Such agonists/modulators are described in: EP1321142 A1, WO 03/053432A1, EP 505322 A1, EP 505322 B1, US 5,510,353, EP 507672 A1, EP 507672 B1, US 5,273,983, and US 6,951,867; 5HT₃ receptor agonists such as MKC-733; and 5HT₃ receptor antagonists such as DDP-225 (MCI-225; Dynogen Pharmaceuticals, Inc.), cilansetron (Calmactin®), alosetron (Lotronex®), Ondansetron HCl (Zofran®), Dolasetron (ANZEMET®), palonosetron (Aloxi®), Granisetron (Kytril®), YM060(ramosetron; Astellas Pharma Inc.; ramosetron may be given as a daily dose of 0.002 to 0.02 mg as described in EP01588707) and ATI-7000 (Aryx Therapeutics, Santa Clara CA); muscarinic receptor agonists; anti-inflammatory agents; antispasmodics including but not limited to anticholinergic drugs (like dicyclomine (e.g. Colimex®, Formulex®, Lomine®, Protylol®, Visceral®, Spasmoban®, Bentyl®, Bentylol®), hyoscyamine (e.g. 1B-Stat®, Nulev®, Levsin®, Levbid®, Levsinex Timecaps®, Levsin/SL®, Anaspaz®, A-Spas S/L®, Cystospaz®, Cystospaz-M®, Donnamar®, Colidrops Liquid Pediatric®, Gastrosed®, Hyco Elixir®, Hyosol®, Hyospaz®, Hyosyne®, Losamine®, Medispaz®, Neosol®, Spacol®, Spasdel®, Symax®, Symax SL®), Donnatal (e.g. Donnatal Extentabs®), clidinium (e.g. Quarzan, in combination with Librium = Librax), methantheline (e.g. Banthine), Mepenzolate (e.g. Cantil), homatropine (e.g. hycodan, Homapin), Propantheline bromide (e.g. Pro-Banthine), Glycopyrrrolate (e.g. Robinul®, Robinul Forte®), scopolamine (e.g. Transderm-Scop®, Transderm-V®), hyosine-N-butylbromide (e.g. Buscopan®), Pirenzepine (e.g. Gastrozepin®) Propantheline Bromide (e.g. Propanthel®), dicycloverine (e.g. Merbentyl®), glycopyrronium bromide (e.g. Glycopyrrrolate®), hyoscine hydrobromide, hyoscine methobromide, methanthelinium, and octatropine); peppermint oil; and direct smooth muscle relaxants like cimetropium bromide, mebeverine

(DUSPATAL®, DUSPATALIN®, COLOFAC MR®, COLOTAL®), otilonium bromide (octilonium), pinaverium (e.g. Dicyclanate® (pinaverium bromide; Solvay S. A.)), Spasfon® (hydrated phloroglucinol and trimethylphloroglucinol) and trimebutine (including trimebutine maleate (Modulon®); antidepressants, including but not limited to those listed herein, as well as tricyclic antidepressants like amitriptyline (Elavil®), desipramine (Norpramin®), imipramine (Tofranil®), amoxapine (Asendin®), nortriptyline; the selective serotonin reuptake inhibitors (SSRIs) like paroxetine (Paxil®), fluoxetine (Prozac®), sertraline (Zoloft®), and citalopram (Celexa®); and others like doxepin (Sinequan®) and trazodone (Desyrel®); centrally-acting analgesic agents such as opioid receptor agonists, opioid receptor antagonists (e.g., naltrexone); agents for the treatment of Inflammatory bowel disease; agents for the treatment of Crohn's disease and/or ulcerative colitis (e.g., alequel (Enzo Biochem, Inc.; Farmingsale, NY), the anti-inflammatory polypeptide RDP58 (Genzyme, Inc.; Cambridge, MA), and TRAFICET-EN™ (ChemoCentryx, Inc.; San Carlos, CA); agents that treat gastrointestinal or visceral pain; agents that increase cGMP levels (as described in US20040121994) like adrenergic receptor antagonists, dopamine receptor agonists and PDE (phosphodiesterase) inhibitors including but not limited to those disclosed herein; purgatives that draw fluids to the intestine (e.g., VISICOL®, a combination of sodium phosphate monobasic monohydrate and sodium phosphate dibasic anhydrate); Corticotropin Releasing Factor (CRF) receptor antagonists (including NBI-34041 (Neurocrine Biosciences, San Diego, CA), CRH9-41, astressin, R121919 (Janssen Pharmaceutica), CP154,526, NBI-27914, Antalarmin, DMP696 (Bristol-Myers Squibb) CP-316,311 (Pfizer, Inc.), SB723620 (GSK), GW876008 (Neurocrine/Glaxo Smith Kline), ONO-2333Ms (Ono Pharmaceuticals), TS-041 (Janssen), AAG561 (Novartis) and those disclosed in US 5,063,245, US 5,861,398, US20040224964, US20040198726, US20040176400, US20040171607, US20040110815, US20040006066, and US20050209253); glucagon-like polypeptides (glp-1) and analogues thereof (including exendin-4 and GTP-010 (Gastrotech Pharma A)) and inhibitors of DPP-IV (DPP-IV mediates the inactivation of glp-1); tofisopam, enantiomerically-pure R-tofisopam, and pharmaceutically-acceptable salts thereof (US 20040229867); tricyclic anti-depressants of the dibenzothiazepine type including but not limited to Dextofisopam® (Vela Pharmaceuticals), tianeptine (Stablon®) and other agents described in US 6,683,072; (E)-4 (1,3bis(cyclohexylmethyl)-1,2,3,4-tetrahydro-2,6-dioxo-9H-purin-8-yl)cinnamic acid nonaethylene glycol methyl ether ester and related compounds described in WO 02/067942; the probiotic PROBACTRIX® (The BioBalance Corporation; New York, NY) which contains microorganisms useful in the treatment of gastrointestinal disorders; antidiarrheal drugs including but not limited to loperamide (Imodium, Pepto Diarrhea), diphenoxylate with atropine (Lomotil, Lomocot), cholestyramine (Questran, Cholybar), atropine (Co-Phenotrope, Diarsed, Diphenoxylate, Lofene, Logen, Lonox, Vi-Atro, atropine sulfate injection) and Xifaxan® (rifaximin; Salix Pharmaceuticals Ltd), TZP-201 (Tranzyme Pharma Inc.), the neuronal acetylcholine receptor (nAChR) blocker AGI-004 (AGI therapeutics), and bismuth subsalicylate (Pepto-bismol); anxiolytic drugs including but not limited to Ativan (lorazepam), alprazolam (Xanax®), chlordiazepoxide/clidinium (Librium®, Librax®), clonazepam (Klonopin®), clorazepate (Tranxene®), diazepam (Valium®), estazolam (ProSom®), flurazepam (Dalmane®), oxazepam (Serax®), prazepam (Centrax®), temazepam (Restoril®), triazolam (Halcion®; Bedelix® (Montmorillonite bei-dellitic; Ipsen Ltd), Solvay SLV332 (ArQule Inc), YKP (SK Pharma), Asimadoline (Tioga Pharmaceuticals/Merck), AGI-003 (AGI Therapeutics); neurokinin antagonists including those described in US20060040950; potassium channel modulators including those described in US7,002,015; the serotonin modulator AZD7371 (AstraZeneca Plc); M3 muscarinic receptor antagonists such as darifenacin (Enablex; Novartis AG and zamifenacin (Pfizer); herbal and natural therapies including but not limited to acidophilus, chamomile tea, evening primrose oil, fennel seeds, wormwood, comfrey, and compounds of Bao-Ji-Wan (magnolol, honokiol, imperatorin, and isosimperatorin) as in US6923992; and compositions comprising lysine and an anti-stress agent for the treatment of irritable bowel syndrome as described in EPO 1550443.

Insulin and Insulin Modulating Agents

[0133] The GCRA peptides described herein can be used in combination therapy with insulin and related compounds including primate, rodent, or rabbit insulin including biologically active variants thereof including allelic variants, more preferably human insulin available in recombinant form. Sources of human insulin include pharmaceutically acceptable and sterile formulations such as those available from Eli Lilly (Indianapolis, Ind. 46285) as Humulin™ (human insulin rDNA origin). See, the THE PHYSICIAN'S DESK REFERENCE, 55^{sup}.th Ed. (2001) Medical Economics, Thomson Healthcare (disclosing other suitable human insulins).

[0134] The GCRA peptides described herein can also be used in combination therapy with agents that can boost insulin effects or levels of a subject upon administration, e.g. glipizide and/or rosiglitazone. The polypeptides and agonists described herein can be used in combination therapy with SYMLIN® (pramlintide acetate) and Exenatide® (synthetic exendin-4; a 39 aa polypeptide).

Agents for the Treatment of Postoperative Ileus

[0135] The GCRA peptides described herein can also be used in combination therapy with agents (e.g., Entereg™ (alvimopan; formerly called ado lor/ ADL 8-2698), conivaptan and related agents described in US 6,645,959) used for the

treatment of postoperative ileus and other disorders.

Anti-Hypertensive Agents

5 **[0136]** The GCRA peptides described herein can be used in combination therapy with an anti-hypertensive agent including but not limited to: (1) diuretics, such as thiazides, including chlorthalidone, chlorthiazide, dichlorophenamide, hydroflumethiazide, indapamide, polythiazide, and hydrochlorothiazide; loop diuretics, such as bumetanide, ethacrynic acid, furosemide, and torsemide; potassium sparing agents, such as amiloride, and triamterene; carbonic anhydrase inhibitors, osmotics (such as glycerin) and aldosterone antagonists, such as spironolactone, eplerenone, and the like; (2) 10 beta-adrenergic blockers such as acebutolol, atenolol, betaxolol, bevantolol, bisoprolol, bopindolol, carteolol, carvedilol, celiprolol, esmolol, indenolol, metoprolol, nadolol, nebivolol, penbutolol, pindolol, propanolol, sotalol, tertatolol, tilisolol, and timolol, and the like; (3) calcium channel blockers such as amlodipine, aranidipine, azelnidipine, barnidipine, benidipine, bepridil, cinaldipine, clevidipine, diltiazem, efonidipine, felodipine, gallopamil, isradipine, lacidipine, lemdipine, lercanidipine, nicardipine, nifedipine, nilvadipine, nimodipine, nisoldipine, nitrendipine, manidipine, pranidipine, and verapamil, and the like; (4) angiotensin converting enzyme (ACE) inhibitors such as benazepril; captopril; ceranapril; cilazapril; delapril; enalapril; enalapril; fosinopril; imidapril; lisinopril; losinopril; moexipril; quinapril; quinaprilat; ramipril; perindopril; perindopril; quanipril; spirapril; tenocapril;trandolapril, and zofenopril, and the like; (5) neutral endopeptidase inhibitors such as omapatrilat, cadoxatril and ecadotril, fosidotril, sampatrilat, AVE7688, ER4030, and the like; (6) endothelin antagonists such as tezosentan, A308165, and the like; and YM62899, and the like; (7) vasodilators such as hydralazine, 20 clonidine, minoxidil, and nicotinic alcohol, and the like; (8) angiotensin II receptor antagonists such as aprosartan, candesartan, eprosartan, irbesartan, losartan, olmesartan, prazosartan, tasosartan, telmisartan, valsartan, and EXP-3137, FI6828K, and RNH6270, and the like; (9) α/β adrenergic blockers such as nipradilol, arotinolol and amosulalol, and the like; (10) alpha 1 blockers, such as terazosin, urapidil, prazosin, tamsulosin, bunazosin, trimazosin, doxazosin, naftopidil, indoramin, WHP 164, and XENOIO, and the like; (11) alpha 2 agonists such as lofexidine, tiamenidine, 25 moxonidine, rilmenidine and guanobenz, and the like; (12) aldosterone inhibitors, and the like; and (13) angiotensin-2-binding agents such as those disclosed in WO03/030833. Specific anti-hypertensive agents that can be used in combination with polypeptides and agonists described herein include, but are not limited to: diuretics, such as thiazides (e.g., chlorthalidone, cyclothiazide (CAS RN 2259-96-3), chlorothiazide (CAS RN 72956-09-3, which may be prepared as disclosed in US2809194), dichlorophenamide, hydroflumethiazide, indapamide, polythiazide, bendroflumethazide, methyclothiazide, polythiazide, trichlormethazide, chlorthalidone, indapamide, metolazone, quinethazone, althiazide (CAS 30 RN 5588-16-9, which may be prepared as disclosed in British Patent No. 902,658), benzthiazide (CAS RN 91-33-8, which may be prepared as disclosed in US3108097), buthiazide (which may be prepared as disclosed in British Patent Nos. 861 ,367). and hydrochlorothiazide), loop diuretics (e.g. bumetanide, ethacrynic acid, furosemide, and torasemide), potassium sparing agents (e.g. amiloride, and triamterene (CAS Number 396-01-O)), and aldosterone antagonists (e.g. spironolactone (CAS Number 52-01-7), eplerenone, and the like); β -adrenergic blockers such as Amiodarone (Cordarone, Pacerone), bunolol hydrochloride (CAS RN 31969-05-8, Parke-Davis), acebutolol (\pm N-[3-Acetyl-4-[2-hydroxy-3-[(1 methylethyl)amino]propoxy]phenyl]-butanamide, or (\pm)-3'-Acetyl-4'-[2-hydroxy -3-(isopropylamino) propoxy] butyrani- 35 lide), acebutolol hydrochloride (e.g. Sectral®, Wyeth-Ayerst), alprenolol hydrochloride (CAS RN 13707-88-5 see Netherlands Patent Application No. 6,605,692), atenolol (e.g. Tenormin®, AstraZeneca), carteolol hydrochloride (e.g. Cartrol® Filmtab®, Abbott), Celiprolol hydrochloride (CAS RN 57470-78-7, also see in US4034009), cetamolol hydrochloride (CAS RN 77590-95-5, see also US4059622), labetalol hydrochloride (e.g. Normodyne®, Schering), esmolol hydrochloride (e.g. Brevibloc®, Baxter), levobetaxolol hydrochloride (e.g. Betaxon™ Ophthalmic Suspension, Alcon), levobunolol hydrochloride (e.g. Betagan® Liquifilm® with C CAP® Compliance Cap, Allergan), nadolol (e.g. Nadolol, Mylan), practolol (CAS RN 6673-35-4, see also US3408387), propranolol hydrochloride (CAS RN 318-98-9), sotalol hydrochloride (e.g. 45 Betapace AF™, Berlex), timolol (2-Propanol, 1-[(1,1-dimethylethyl)amino]-3-[[4-(4-morpholinyl)-1,2,5-thiadiazol-3-yl]oxy]-, hemihydrate, (S)-, CAS RN 91524-16-2), timolol maleate (S)-1-[(1,1-dimethylethyl)amino]-3-[[4-(4-morpholinyl)-1,2,5-thiadiazol-3-yl]oxy]-2-propanol (Z)-2-butenedioate (1 :1) salt, CAS RN 26921-17-5), bisoprolol (2-Propanol, 1-[4-[[2-(1-methylethoxy)ethoxy]-methyl]phenoxy]-3-[(1-methylethyl)amino]-, (\pm), CAS RN 66722-44-9), bisoprolol fumarate (such as (\pm)-1-[4-[[2-(1-Methylethoxy)ethoxy]methyl]phenoxy]-3-[(1-methylethyl)amino]-2-propanol (E) -2-butenedioate (2:1) (salt), e.g., Zebeta™, Lederle Consumer), nebivolol (2H-1-Benzopyran-2-methanol, $\alpha\alpha'$ -[imino-bis(methylene)]bis[6-fluoro-3,4-dihydro-, CAS RN 99200-09-6 see also U.S. Pat. No. 4,654,362), cicloprolol hydrochloride, such 2-Propanol, 1-[4-[2-(cyclopropylmethoxy)ethoxy]phenoxy]-3-[1-methylethyl)amino]-, hydrochloride, A.A.S. RN 63686-79-3), dexpropranolol hydrochloride (2-Propanol, 1-[1-methylethyl)-amino]-3-(1-naphthalenyloxy)-hydrochloride (CAS RN 13071-11-9), diacetolol hydrochloride (Acetamide, N-[3-acetyl-4-[2-hydroxy-3-[(1-methyl-ethyl)amino]propoxy] [phenyl]-, monohydrochloride CAS RN 69796-04-9), dilevalol hydrochloride (Benzamide, 2-hydroxy-5-[1-hydroxy-2-[1-methyl-3-phenylpropyl)amino]ethyl]-, monohydrochloride, CAS RN 75659-08-4), exaprolol hydrochloride (2-Propanol, 1-(2-cyclohexylphenoxy)-3-[(1-methylethyl)amino]-, hydrochloride CAS RN 59333-90-3), flestolol sulfate (Benzoic acid, 2-fluoro-, 3-[[2-[aminocarbonyl)amino]- dimethylethyl]amino]-2-hydroxypropyl ester, (+)- sulfate (1:1) (salt), CAS RN 55

88844-73-9; metolol hydrochloride (Methanesulfonamide, N-[4-[1-hydroxy-2-(methylamino)propyl]phenyl]-, monohydrochloride CAS RN 7701-65-7), metoprolol 2-Propanol, 1-[4-(2-methoxyethyl)phenoxy]-3-[1-methylethyl]amino]-; CAS RN 37350-58-6), metoprolol tartrate (such as 2-Propanol, 1-[4-(2-methoxyethyl)phenoxy]-3-[(1-methylethyl)amino]-, e.g., Lopressor®, Novartis), pamtolol sulfate (Carbamic acid, [2-[4-[2-hydroxy-3-[(1-methylethyl)amino]propoxy]phenyl]-ethyl]-, methyl ester, (±) sulfate (salt) (2:1), CAS RN 59954-01-7), penbutolol sulfate (2-Propanol, 1-(2-cyclopentylphenoxy)-3-[1,1-dimethylethyl]amino] 1, (S)-, sulfate (2:1) (salt), CAS RN 38363-32-5), practolol (Acetamide, N-[4-[2-hydroxy-3-[(1-methylethyl)amino]propoxy]phenyl]-, CAS RN 6673-35-4); tiprenolol hydrochloride (Propanol, 1-[(1-methylethyl)amino]-3-[2-(methylthio)-phenoxy]-, hydrochloride, (±), CAS RN 39832-43-4), tolamolol (Benzamide, 4-[2-[[2-hydroxy-3-(2-methylphenoxy)-propyl] amino] ethoxy]-, CAS RN 38103-61-6), bopindolol, indenolol, pindolol, propanolol, tertatolol, and tilisolol, and the like; calcium channel blockers such as besylate salt of amlodipine (such as 3-ethyl-5-methyl-2-(2-aminoethoxymethyl)-4-(2-chlorophenyl)-1,4-dihydro-6-methyl-3,5-pyridinedicarboxylate benzenesulphonate, e.g., Norvasc®, Pfizer), clentiazem maleate (1,5-Benzothiazepin-4(5H)-one, 3-(acetyloxy)-8-chloro-5-[2-(dimethylamino)ethyl]-2,3-dihydro-2-(4-methoxyphenyl)-(2S-cis)-, (Z)-2-butenedioate (1:1), see also US4567195), isradipine (3,5-Pyridinedicarboxylic acid, 4-(4-benzofurazanyl)-1,4-dihydro-2,6-dimethyl-, methyl 1-methylethyl ester, (±)-4-(4-benzofurazanyl)-1,4-dihydro-2,6-dimethyl-3,5-pyridinedicarboxylate, see also US4466972); nimodipine (such as isopropyl (2-methoxyethyl) 1, 4-dihydro-2,6-dimethyl-4-(3-nitrophenyl)-3,5-pyridine-dicarboxylate. e.g. Nimotop®, Bayer), felodipine (such as ethyl methyl 4-(2,3-dichlorophenyl)-1,4-dihydro-2,6-dimethyl-3,5-pyridinedicarboxylate-, e.g. Plendil® Extended-Release, AstraZeneca LP), nilvadipine (3,5-Pyridinedicarboxylic acid, 2-cyano-1,4-dihydro-6-methyl-4-(3-nitrophenyl)-, 3-methyl 5-(1-methylethyl) ester, also see US3799934), nifedipine (such as 3, 5-pyridinedicarboxylic acid, 1,4-dihydro-2,6-dimethyl-4-(2-nitrophenyl)-, dimethyl ester, e.g., Procardia XL® Extended Release Tablets. Pfizer), diltiazem hydrochloride (such as 1,5-Benzothiazepin-4(5H)-one, 3-(acetyloxy)-5[2-(dimethylamino)ethyl]-2,3-dihydro-2(4-methoxyphenyl)-, monohydrochloride, (+)-cis-, e.g., Tiazac®, Forest), verapamil hydrochloride (such as benzene-acetonitrile, (alpha)-[[3-[[2-(3,4-dimethoxyphenyl) ethyl]methylamino]propyl]-3,4-dimethoxy-(alpha)-(1-methylethyl) hydrochloride, e.g., Isoptin® SR, Knoll Labs), teludipine hydrochloride (3,5-Pyridinedicarboxylic acid, 2-[(dimethylamino)methyl]4-[2-[(1E)-3-(1,1-dimethylethoxy)-3-oxo-1-propenyl]phenyl]-1,4-dihydro-6-methyl-, diethyl ester, monohydrochloride) CAS RN 108700-03-4), belfosdil (Phosphonic acid, [2-(2-phenoxy ethyl)-1,3-propane-diy]bis-, tetrabutyl ester CAS RN 103486-79-9), fostedil (Phosphonic acid, [[4-(2-benzothiazolyl)phenyl]methyl]-, diethyl ester CAS RN 75889-62-2), aranidipine, azelnidipine, barnidipine, benidipine, bepridil, cinaldipine, clevidipine, efonidipine, gallopamil, lacidipine, lemdidipine, lercanidipine, monatepil maleate (1-Piperazinebutanamide, N-(6, 11-dihydrodibenzo(b,e)thiepin-11-yl)-4-(4-fluorophenyl)-, (+)-, (Z)-2-butenedioate (1:1) (±)-N-(6,11-Dihydrodibenzo(b,e)thiepin-11-yl)-4-(p-fluorophenyl)-1-piperazinebutyramide maleate (1:1) CAS RN 132046-06-1), nicardipine, nisoldipine, nitrendipine, manidipine, pranidipine, and the like; T-channel calcium antagonists such as mibefradil; angiotensin converting enzyme (ACE) inhibitors such as benazepril, benazepril hydrochloride (such as 3-[[1-(ethoxycarbonyl)-3-phenyl-(1S)-propyl]amino]-2,3,4,5-tetrahydro-2-oxo-1H-1-(3S)-benzazepine-1-acetic acid monohydrochloride, e.g., Lotrel®, Novartis), captopril (such as 1-[(2S)-3-mercapto-2-methylpropionyl]-L-proline, e.g., Captopril, Mylan, CAS RN 62571-86-2 and others disclosed in US4046889), ceranapril (and others disclosed in US4452790), cetapril (alacepril, Dainippon disclosed in Eur. Therap. Res. 39:671 (1986); 40:543 (1986)), cilazapril (Hoffman-LaRoche) disclosed in J. Cardiovasc. Pharmacol. 9:39 (1987), indalapril (delapril hydrochloride (2H-1,2,4-Benzothiadiazine-7-sulfonamide, 3-bicyclo[2.2.1]hept-5-en-2-yl-6-chloro-3,4-dihydro-, 1,1-dioxide CAS RN 2259-96-3); disclosed in US4385051), enalapril (and others disclosed in US4374829), enalapril, enalaprilat, fosinopril, ((such as L-proline, 4-cyclohexyl-1-[[[2-methyl-1-(1-oxopropoxy)propoxy](4-phenylbutyl)phosphinyl]acetyl]-, sodium salt, e.g., Monopril, Bristol-Myers Squibb and others disclosed in US4168267), fosinopril sodium (L-Proline, 4-cyclohexyl-1-[[[R)-[(1S)-2-methyl-1-(1-oxopropoxy)propox], imidapril, indolapril (Schering, disclosed in J. Cardiovasc. Pharmacol. 5:643, 655 (1983)), lisinopril (Merck), losinopril, moexipril, moexipril hydrochloride (3-Isoquinolinecarboxylic acid, 2-[(2S)-2-[(1S)-1-(ethoxycarbonyl)-3-phenylpropyl]amino]-1-oxopropyl]-1,2,3,4-tetrahydro-6,7-dimethoxy-, monohydrochloride, (3S)- CAS RN 82586-52-5), quinapril, quinaprilat, ramipril (Hoechst) disclosed in EP 79022 and Curr. Ther. Res. 40:74 (1986), perindopril erbumine (such as 2S,3aS,7aS-1-[(S)-N-[(S)-1-Carboxybutyl]alanyl]hexahydro-1H-indolinecarboxylic acid, 1-ethyl ester, compound with tert-butylamine (1:1), e.g., Aceon®, Solvay), perindopril (Servier, disclosed in Eur. J. clin. Pharmacol. 31 :519 (1987)), quanipril (disclosed in US4344949), spirapril (Schering, disclosed in Acta. Pharmacol. Toxicol. 59 (Supp. 5): 173 (1986)), tenocapril,trandolapril. zofenopril (and others disclosed in US4316906), rentiapril (fentiapril, disclosed in Clin. Exp. Pharmacol. Physiol. 10:131 (1983)), pivopril, YS980, teprotide (Bradykinin potentiator BPP9a CAS RN 35115-60-7), BRL 36,378 (Smith Kline Beecham, see EP80822 and EP60668), MC-838 (Chugai, see CA. 102:72588v and Jap. J. Pharmacol. 40:373 (1986), CGS 14824 (Ciba-Geigy, 3-[[1-ethoxycarbonyl-3-phenyl-(1S)-propyl]amino]-2,3,4,5-tetrahydro-2-oxo-1-(3S)-benzazepine-1 acetic acid HCl, see U.K. Patent No. 2103614), CGS 16,617 (Ciba-Geigy, 3(S)-[[[(1S)-5-amino-1-carboxypentyl]amino]-2,3,4,5-tetrahydro-2-oxo-1H-1-benzazepine-1-ethanoic acid, see US4473575), Ru 44570 (Hoechst, see Arzneimittelforschung 34:1254 (1985)), R 31-2201 (Hoffman-LaRoche see FEBS Lett. 165:201 (1984)), C1925 (Pharmacologist 26:243, 266 (1984)), WY-44221 (Wyeth, see J. Med. Chem. 26:394 (1983)), and those disclosed in US2003006922 (paragraph 28), US4337201, US4432971 (phosphonamides); neutral endopeptidase inhibitors such

as omapatrilat (Vanlev®), CGS 30440, cadoxatril and ecadotril, fasidotril (also known as aladotril or alatriopril), sampatrilat, mixanpril, and gemopatrilat, AVE7688, ER4030, and those disclosed in US5362727, US5366973, US5225401, US4722810, US5223516, US4749688, US5552397, US5504080, US5612359, US5525723, EP0599444, EP0481522, EP0599444, EP0595610, EP0534363, EP534396, EP534492, EP0629627: endothelin antagonists such as tezosentan, A308165, and YM62899, and the like; vasodilators such as hydralazine (apresoline), clonidine (clonidine hydrochloride (1H-Imidazol-2-amine, N-(2,6-dichlorophenyl)4,5-dihydro-, monohydrochloride CAS RN 4205-91-8), catapres, minoxidil (loniten), nicotinyl alcohol (roniacol), diltiazem hydrochloride (such as 1,5- Benzothiazepin-4(5H)-one,3-(acetyloxy)-5[2-(dimethylamino)ethyl]-2,3-dihydro-2(4-methoxyphenyl)-, monohydrochloride, (+)-cis, e.g., Tiazac®, Forest), isosorbide dinitrate (such as 1,4:3,6-dianhydro-D-glucitol 2,5-dinitrate e.g.. Isordil® Titrados® Wyeth- Ayerst), sosorbide mononitrate (such as 1,4:3,6-dianhydro-D-glucitol 1,5-nitrate, an organic nitrate, e.g.. Ismo®, Wyeth-Ayerst), nitroglycerin (such as 2,3 propanetriol trinitrate, e.g., Nitrostat® Parke- Davis), verapamil hydrochloride (such as benzeneacetoneitrile, (±)-(alpha)[3-[[2-(3,4 dimethoxyphenyl)ethyl]methylamino]propyl]-3,4-dimethoxy-(alpha)- (1-methylethyl) hydrochloride, e.g., Covera HS® Extended-Release, Searle), chromonar (which may be prepared as disclosed in US3282938), clonitrate (Annalen 1870 155), droprenilamine (which may be prepared as disclosed in DE2521113), lidoflazine (which may be prepared as disclosed in US3267104); prenylamine (which may be prepared as disclosed in US3152173), propatyl nitrate (which may be prepared as disclosed in French Patent No. 1,103,113), mioflazine hydrochloride (1-Piperazineacetamide, 3-(aminocarbonyl)₄-[4,4-bis(4-fluorophenyl)butyl]-N-(2,6-dichlorophenyl)-, dihydrochloride CAS RN 83898-67-3), mixidine (Benzeneethanamine, 3,4- dimethoxy-N-(1-methyl-2-pyrrolidinylidene)- Pyrrolidine, 2-[(3,4-dimethoxyphenethyl)imino]-1 -methyl-1-Methyl-2-[(3, 4-dimethoxyphenethyl)imino]pyrrolidine CAS RN 27737-38-8), molsidomine (1,2,3-Oxadiazolium, 5-[(ethoxycarbonyl)amino]-3-(4-morpholinyl)-, inner salt CAS RN 25717-80-0), isosorbide mononitrate (D-Glucitol, 1,4:3,6-dianhydro-, 5-nitrate CAS RN 16051-77-7), erythrityl tetranitrate (1,2,3,4-Butanetetrol, tetranitrate, (2R,3S)-rel-CAS RN 7297-25-8), clonitrate(1,2-Propanediol, 3-chloro-, dinitrate (7Cl, 8Cl, 9Cl) CAS RN 2612-33-1), dipyridamole Ethanol, 2,2',2''-[(4,8-di-1-piperidinylpyrimido[5,4-d]pyrimidine-2,6-diyl)dinitrilo]tetrakis- CAS RN 58-32-2), nicorandil (CAS RN 65141-46-0 3-), pyridinecarboxamide (N-[2-(nitrooxy)ethyl]-Nisoldipine3,5-Pyridinedicarboxylic acid, 1,4-dihydro-2,6-dimethyl-4-(2-nitrophenyl)-, methyl 2-methylpropyl ester CAS RN 63675-72-9), nifedipine3,5-Pyridinedicarboxylic acid, 1,4-dihydro-2,6-dimethyl-4-(2-nitrophenyl)-, dimethyl ester CAS RN 21829-25-4), perhexiline maleate (Piperidine, 2-(2,2-dicyclohexylethyl)-, (2Z)-2-butenedioate (1:1) CAS RN 6724-53-4), oxprenolol hydrochloride (2-Propanol, 1-[(1-methylethyl)amino]-3-[2-(2-propenyloxy)phenoxy]-, hydrochloride CAS RN 6452-73-9), pentrinitrol (1,3-Propanediol, 2,2-bis[(nitrooxy)methyl]-, mononitrate (ester) CAS RN 1607-17-6), verapamil (Benzeneacetoneitrile, α-[3-[[2-(3,4-dimethoxyphenyl)ethyl]- methylamino]propyl]-3,4-dimethoxy-α-(1-methylethyl)- CAS RN 52-53-9) and the like; angiotensin II receptor antagonists such as, aprosartan, zolasartan, olmesartan, prazosartan, Fl6828K, RNH6270, candesartan (1H-Benzimidazole-7-carboxylic acid, 3-ethoxy-1-[[2'-(1H-tetrazol-5-yl)[1,1'-biphenyl]4-yl]methyl]- CAS RN 139481-59-7), candesartan cilexetil ((+/-)-1-(cyclohexylcarbonyloxy)ethyl-2-ethoxy-1-[[2'-(1H-tetrazol-5-yl)biphenyl-4-yl]-1H-benzimidazole carboxylate, CAS RN 145040-37-5, US5703110 and US5196444), eprosartan (3-[1-4-carboxyphenylmethyl]-2-n-butyl-imidazol-5-yl)-(2-thienylmethyl) propenoic acid, US518535 and US5650650), irbesartan (2-n-butyl-3- [[2'-(1h-tetrazol-5-yl)biphenyl-4-yl]methyl]1,3-diazaspiro[4,4]non-1-en-4-one, US5270317 and US5352788), losartan (2-N-butyl-4-chloro-5-hydroxymethyl-1-[(2'-(1H-tetrazol-5-yl)biphenyl-4-yl)-methyl]imidazole, potassium salt, US5138069, US5153197 and US5128355), tasosartan (5,8-dihydro-2,4-dimethyl-8-[(2'-(1H-tetrazol-5-yl)[1,1'-biphenyl]4-yl)methyl]-pyrido[2,3-d]pyrimidin-7(6H)-one, US5149699), telmisartan (4'-[(1,4-dimethyl-2'-propyl-(2,6,1-bi-1H-benzimidazol-r-yl))-[1,1'-biphenyl]-2-carboxylic acid, CAS RN 144701-48-4, US5591762), milfasartan, abitesartan, valsartan (Diovan® (Novartis), (S)-N-valeryl-N-[[2'-(1H-tetrazol-5-yl)biphenyl-4-yl]methyl]valine, US5399578), EXP-3137 (2-N-butyl-4-chloro-1-[(2'-(1H-tetrazol-5-yl)biphenyl-4-yl)-methyl]imidazole-5-carboxylic acid, US5138069, US5153197 and US5128355), 3-(2'-(tetrazol-5-yl)-1,1'-biphen-4-yl)methyl-5,7-dimethyl-2-ethyl-3H-imidazo[4,5-b]pyridine, 4'[[2-ethyl-4-methyl-6-(5,6,7,8-tetrahydroimidazo[1,2-a]pyridin-2-yl]-benzimidazol-1-yl]-methyl]-1,1'-biphenyl]-2- carboxylic acid, 2-butyl-6-(1-methoxy-1-methylethyl)-2-[2'-(1H-tetrazol-5-yl)biphenyl-4-yl]methyl]guinazolin-4(3H)-one, 3 - [2'-carboxybiphenyl-4-yl)methyl]-2-cyclopropyl-7-methyl-3H-imidazo[4,5-b]pyridine, 2-butyl-4-chloro-1-[(2'-tetrazol-5-yl)biphenyl-4-yl)methyl]imidazole-carboxylic acid, 2-butyl-4-chloro-1-[[2'-(1H-tetrazol-5-yl) [1, 1'-biphenyl]-4-yl]methyl]-1H-imidazole-5-carboxylic acid- 1-(ethoxycarbonyl-oxy)ethyl ester potassium salt, dipotassium 2-butyl-4-(methylthio)-1-[[2-[[[(propylamino)carbonyl]amino]-sulfonyl][1,1'-biphenyl]-4-yl]methyl]-1H-imidazole-5 -carboxylate, methyl-2-[[4-butyl-2-methyl-6-oxo-5-[[2'-(1H-tetrazol-5-yl)-[1,1'-biphenyl]-4-yl]methyl]-1-(6H)-pyrimidinyl]methyl]-3-thiophencarboxylate, 5-[[3,5-dibutyl-1H-1,2,4-triazol-1-yl)methyl]-2-[2-(1H-tetrazol-5-ylphenyl)]pyridine, 6-butyl-2-(2-phenylethyl)-5 [[2'-(1H-tetrazol-5-yl)[1,1'-biphenyl]-4-methyl]pyrimidin-4-(3H)-one D,L lysine salt, 5-methyl-7-n-propyl-8-[[2'-(1H-tetrazol-5-yl)biphenyl-4-yl]methyl]-[1,2,4]-triazolo[1,5-c]pyrimidin-3(3H)-one, 2,7-diethyl-5- [[2'-(5-tetrazolyl)biphenyl-4-yl]methyl]-5H-pyrazolo[1,5-b][1,2,4]triazole potassium salt, 2-[2-butyl-4,5-dihydro-4-oxo-3-[2'-(1H-tetrazol-5-yl)-4-biphenylmethyl]-3H-imidazo[4,5-c]pyridine-5-ylmethyl]benzoic acid, ethyl ester, potassium salt, 3-methoxy-2,6-dimethyl-4-[[2'(1H-tetrazol-5-yl)-1,1'-biphenyl-4-yl]methoxy]pyridine, 2-ethoxy-1-[[2'-(5-oxo-2,5-dihydro-1,2,4-oxadiazol-3 - yl)biphenyl-4-yl]methyl]-1H-benzimidazole-7-carboxylic acid, 1-[N-(2'-(1H-tetrazol-5-yl)biphenyl-4-yl-methyl)-N-valerolylaminomethyl]cyclopentane-1-carboxylic acid, 7- methyl-2n-

propyl-3-[[2'-(1H-tetrazol-5-yl)biphenyl-4-yl]methyl]-3H-imidazo[4,5-b]pyridine, 2-[5-[(2-ethyl-5,7-dimethyl-3H-imidazo[4,5-b]pyridine-3-yl)methyl]-2-quinolinyl]sodium benzoate, 2-butyl-6-chloro-4-hydroxymethyl-5-methyl-3-[[2'-(1H-tetrazol-5-yl)biphenyl-4-yl]methyl]pyridine, 2-[[[2-butyl-1-[(4-carboxyphenyl)methyl]-1H-imidazol-5-yl]methyl]amino]benzoic acid tetrazol-5-yl)biphenyl-4-yl]methyl]pyrimidin-6-one, 4(S)-[4-(carboxymethyl)phenoxy]-N-[2(R)-[4-(2-sulfobenzamido)imidazol-1-yl]octanoyl]-L-proline, 1-[(2,6-dimethylphenyl)-4-butyl-1,3-dihydro-3-[[6-[2-(1H-tetrazol-5-yl)phenyl]-3-pyridinyl]methyl]-2H-imidazol-2-one, 5,8-ethano-5,8-dimethyl-2-n-propyl-5,6,7,8-tetrahydro-1-[[2'-(1H-tetrazol-5-yl)biphenyl-4-yl]methyl]-1H,4H-1,3,4a,8a-tetraazacyclopentanaphthalene-9-one, 4-[1-[2'-(1,2,3,4-tetrazol-5-yl)biphen-4-yl)methylamino]-5,6,7,8-tetrahydro-2-trifluoromethylquinazoline, 2-(2-chlorobenzoyl)imino-5-ethyl-3-[2'-(1H-tetrazol-5-yl)biphenyl-4-yl]methyl-1,3,4-thiadiazoline, 2-[5-ethyl-3-[2-(1H-tetrazol-5-yl)biphenyl-4-yl]methyl-1,3,4-thiazoline-2-ylidene]aminocarbonyl-1-cyclopentencarboxylic acid dipotassium salt, and 2-butyl-4-[N-methyl-N-(3-methylcrotonoyl)amino]-1-[[2'-(1H-tetrazol-5-yl)biphenyl-4-yl]methyl]-1H-imidazole-5-carboxylic acid 1-ethoxycarbonyloxyethyl ester, those disclosed in patent publications EP475206, EP497150, EP539086, EP539713, EP535463, EP535465, EP542059, EP497121, EP535420, EP407342, EP415886, EP424317, EP435827, EP433983, EP475898, EP490820, EP528762, EP324377, EP323841, EP420237, EP500297, EP426021, EP480204, EP429257, EP430709, EP434249, EP446062, EP505954, EP524217, EP514197, EP514198, EP514193, EP514192, EP450566, EP468372, EP485929, EP503162, EP533058, EP467207, EP399731, EP399732, EP412848, EP453210, EP456442, EP470794, EP470795, EP495626, EP495627, EP499414, EP499416, EP499415, EP511791, EP516392, EP520723, EP520724, EP539066, EP438869, EP505893, EP530702, EP400835, EP400974, EP401030, EP407102, EP411766, EP409332, EP412594, EP419048, EP480659, EP481614, EP490587, EP467715, EP479479, EP502725, EP503838, EP505098, EP505111, EP513,979, EP507594, EP510812, EP511767, EP512675, EP512676, EP512870, EP517357, EP537937, EP534706, EP527534, EP540356, EP461040, EP540039, EP465368, EP498723, EP498722, EP498721, EP515265, EP503785, EP501892, EP519831, EP532410, EP498361, EP432737, EP504888, EP508393, EP508445, EP403159, EP403158, EP425211, EP427463, EP437103, EP481448, EP488532, EP501269, EP500409, EP540400, EP005528, EP028834, EP028833, EP411507, EP425921, EP430300, EP434038, EP442473, EP443568, EP445811, EP459136, EP483683, EP518033, EP520423, EP531876, EP531874, EP392317, EP468470, EP470543, EP502314, EP529253, EP543263, EP540209, EP449699, EP465323, EP521768, EP415594, WO92/14468, WO93/08171, WO93/08169, WO91/00277, WO91/00281, WO91/14367, WO92/00067, WO92/00977, WO92/20342, WO93/04045, WO93/04046, WO91/15206, WO92/14714, WO92/09600, WO92/16552, WO93/05025, WO93/03018, WO91/07404, WO92/02508, WO92/13853, WO91/19697, WO91/11909, WO91/12001, WO91/11999, WO91/15209, WO91/15479, WO92/20687, WO92/20662, WO92/20661, WO93/01177, WO91/1467, WO91/13063, WO92/13564, WO91/17148, WO91/18888, WO91/19715, WO92/02257, WO92/04335, WO92/05161, WO92/07852, WO92/15577, WO93/03033, WO91/16313, WO92/00068, WO92/02510, WO92/09278, WO92/0179, WO92/10180, WO92/10186, WO92/10181, WO92/10097, WO92/10183, WO92/10182, WO92/10187, WO92/10184, WO92/10188, WO92/10180, WO92/10185, WO92/20651, WO93/03722, WO93/06828, WO93/03040, WO92/19211, WO92/22533, WO92/06081, WO92/05784, WO93/00341, WO92/04343, WO92/04059, US5104877, US5187168, US5149699, US5185340, US4880804, US5138069, US4916129, US5153197, US5173494, US5137906, US5155126, US5140037, US5137902, US5157026, US5053329, US5132216, US5057522, US5066586, US5089626, US5049565, US5087702, US5124335, US5102880, US5128327, US5151435, US5202322, US5187159, US5198438, US5182288, US5036048, US5140036, US5087634, US5196537, US5153347, US5191086, US5190942, US5177097, US5212177, US5208234, US5208235, US5212195, US5130439, US5045540, US5041152, and US5210204, and pharmaceutically acceptable salts and esters thereof; α/β adrenergic blockers such as nipradilol, arotinolol, amosulalol, bretylium tosylate (CAS RN: 61-75-6), dihydroergtamine mesylate (such as ergotaman-3', 6', 18-trione, 9, 10-dihydro-12'-hydroxy-2'-methyl-5'-(phenylmethyl)-, (5'(α))-, monomethanesulfonate, e.g., DHE 45® Infection, Novartis), carvedilol (such as (\pm)-1-(Carbazol-4-yloxy)-3-[[2-(o-methoxyphenoxy)ethyl]amino]-2-propanol, e.g., Coreg®, SmithKline Beecham), labetalol (such as 5-[1-hydroxy-2-[(1-methyl-3-phenylpropyl)amino]ethyl]salicylamide monohydrochloride, e.g., Normodyne®, Schering), bretylium tosylate (Benzenemethanaminium, 2-bromo-N-ethyl-N, N-dimethyl-, salt with 4-methylbenzenesulfonic acid (1:1) CAS RN 61-75-6), phentolamine mesylate (Phenol. 3-[[[4,5-dihydro-1H-imidazol-2-yl)methyl](4-methylphenyl)amino]-, monomethanesulfonate (salt) CAS RN 65-28-1), solypertine tartrate (5H-1,3-Dioxolo[4,5-f]indole, 7-[2-[4-(2-methoxyphenyl)-1-piperazinyl]ethyl]-, (2R,3R)-2,3-dihydroxybutanedioate (1:1) CAS RN 5591-43-5), zolertine hydrochloride (Piperazine, 1-phenyl-4-[2-(1H-tetrazol-5-yl)ethyl]-, monohydrochloride (8Cl, 9Cl) CAS RN 7241-94-3) and the like; a adrenergic receptor blockers, such as alfuzosin (CAS RN: 81403-68-1), terazosin, urapidil, prazosin (Minipress®), tamsulosin, bunazosin, trimazosin, doxazosin, naftopidil, indoramin, WHP 164, XENOIO, fenspiride hydrochloride (which may be prepared as disclosed in US3399192), proroxan (CAS RN 33743-96-3), and labetalol hydrochloride and combinations thereof; a 2 agonists such as methyl dopa, methyl dopa HCL, lofexidine, tiamenidine, moxonidine, rilmenidine, guanobenz, and the like; aldosterone inhibitors, and the like; renin inhibitors including Aliskiren (SPPIOO; Novartis/Speedel); angiopoietin-2-binding agents such as those disclosed in WO03/030833; anti-angina agents such as ranolazine (hydrochloride 1-Piperazineacetamide, N-(2,6-dimethylphenyl)-4-[2-hydroxy-3-(2-methoxyphenoxy)propyl]-, dihydrochloride CAS RN 95635-56-6), betaxolol hydrochloride (2-Propanol, 1-[4-[2(cyclopropylmethoxy)ethyl]phenoxy]-3-[(1-methylethyl)amino]-, hydrochloride CAS RN 63659-19-8),

butopropine hydrochloride (Methanone, [4-[3(dibutylamino)propoxy]phenyl](2-ethyl-3-indoliziny)-, monohydrochloride CAS RN 62134-34-3), cinepazet maleate-Piperazineacetic acid, 4-[l-oxo-3-(3,4,5-trimethoxyphenyl)-2-propenyl]-, ethyl ester, (2Z)-2-butenedioate (1:1) CAS RN 50679-07-7), tosisfen (Benzenesulfonamide, 4-methyl-N-[[[(1S)-1-methyl-2-phenylethyl]amino]carbonyl]- CAS RN 32295-184), verapamilhydrochloride (Benzeneacetonitrile, α -[3-[[2-(3,4-dimethoxyphenyl)ethyl]methylamino]propyl]-3,4-dimethoxy- α -(1-methylethyl)-, monohydrochloride CAS RN 152-114), molsidomine (1,2,3-Oxadiazolium, 5-[(ethoxycarbonyl)amino]-3-(4-morpholinyl)-, inner salt CAS RN 25717-80-0), and ranolazine hydrochloride (1-Piperazineacetamide, N-(2,6-dimethylphenyl)₄-[2-hydroxy-3-(2-methoxyphenoxy)propyl]-, dihydrochloride CAS RN 95635-56-6); tosisfen (Benzenesulfonamide, 4-methyl-N-[[[(1S)-1-methyl-2-phenylethyl]amino]carbonyl]- CAS RN 32295-184); adrenergic stimulants such as guanfacine hydrochloride (such as N-amidino-2-(2,6-dichlorophenyl)acetamide hydrochloride, e.g., Tenex® Tablets available from Robins); methyl dopahydrochlorothiazide (such as levo-3-(3,4-dihydroxyphenyl)-2-methylalanine) combined with Hydrochlorothiazide (such as 6-chloro-3,4-dihydro-2H-1,2,4-benzothiadiazine-7-sulfonamide 1,1-dioxide, e.g., the combination as, e.g., Aldoril® Tablets available from Merck), methyl dopachlorothiazide (such as 6-chloro-2H-1,2,4-benzothiadiazine-7-sulfonamide 1,1-dioxide and methyl dopa as described above, e.g., Aldoclor®, Merck), clonidine hydrochloride (such as 2-(2,6-dichlorophenylamino)-2-imidazoline hydrochloride and chlorthalidone (such as 2-chloro-5-(1-hydroxy-3-oxo-1-isoindolinyl) benzenesulfonamide), e.g., Combiapres®, Boehringer Ingelheim), clonidine hydrochloride (such as 2-(2,6-dichlorophenylamino)-2-imidazoline hydrochloride, e.g., Catapres®, Boehringer Ingelheim), clonidine (1H-imidazol-2-amine, N-(2,6-dichlorophenyl)4,5-dihydro-CAS RN 4205-90-7), Hyzaar (Merck; a combination of losartan and hydrochlorothiazide), Co-Diovan (Novartis; a combination of valsartan and hydrochlorothiazide, Lotrel (Novartis; a combination of benazepril and amlodipine) and Caduet (Pfizer; a combination of amlodipine and atorvastatin), and those agents disclosed in US20030069221.

Agents for the Treatment of Respiratory Disorders

[0137] The GCRA peptides described herein can be used in combination therapy with one or more of the following agents useful in the treatment of respiratory and other disorders including but not limited to: (1) β -agonists including but not limited to: albuterol (PRO VENTIL®, S ALBUT AMOI®, VENTOLIN®), bambuterol, bitoterol, clenbuterol, fenoterol, formoterol, isoetharine (BRONKOSOL®, BRONKOMETER®), metaproterenol (ALUPENT®, METAPREL®), pirbuterol (MAXAIR®), reproterol, rimiterol, salmeterol, terbutaline (BRETHAIRE®, BRETHINE®, BRICANYL®), adrenalin, isoproterenol (ISUPREL®), epinephrine bitartrate (PRIMATENE®), ephedrine, orciprenline, fenoterol and isoetharine; (2) steroids, including but not limited to beclomethasone, beclomethasone dipropionate, betamethasone, budesonide, budesonide, butixocort, dexamethasone, flunisolide, fluocortin, fluticasone, hydrocortisone, methyl prednisone, mometasone, predonisolone, predonisonone, tipredane, tixocortol, triamcinolone, and triamcinolone acetone; (3) β 2-agonist-corticosteroid combinations [e.g., salmeterol-fluticasone (AD V AIR®), formoterol-budesonide (S YMBICORT®)]; (4) leukotriene D4 receptor antagonists/leukotriene antagonists/LTD4 antagonists (i.e., any compound that is capable of blocking, inhibiting, reducing or otherwise interrupting the interaction between leukotrienes and the Cys LTI receptor) including but not limited to: zafirlukast, montelukast, montelukast sodium (SINGULAIR®), pranlukast, iralukast, pobilukast, SKB-106,203 and compounds described as having LTD4 antagonizing activity described in U.S. Patent No. 5,565,473; (5) 5-lipoxygenase inhibitors and/or leukotriene biosynthesis inhibitors [e.g., zileuton and BAY1005 (CA registry 128253-31-6)]; (6) histamine H1 receptor antagonists/antihistamines (i.e., any compound that is capable of blocking, inhibiting, reducing or otherwise interrupting the interaction between histamine and its receptor) including but not limited to: astemizole, acrivastine, antazoline, azatadine, azelastine, astemizole, brompheniramine, brompheniramine maleate, carbinoxamine, carebastine, cetirizine, chlorpheniramine, chlorpheniramine maleate, cimetidine, clemastine, cyclizine, cyproheptadine, descarboethoxyloratadine, dexchlorpheniramine, dimethindene, diphenhydramine, diphenylpyraline, doxylamine succinate, doxylamine, ebastine, efletirizine, epinastine, famotidine, fexofenadine, hydroxyzine, hydroxyzine, ketotifen, levocabastine, levocetirizine, levocetirizine, loratadine, meclizine, mepyramine, mequitazine, methdilazine, mianserin, mizolastine, noberastine, norastemizole, noraztemizole, phenindamine, pheniramine, picumast, promethazine, pyrilamine, pyrilamine, ranitidine, temelastine, terfenadine, trimeprazine, tripelenamine, and triprolidine; (7) an anticholinergic including but not limited to: atropine, benztropine, biperiden, flutropium, hyoscyamine (e.g. Levsin®, Levid®, Levsin/SL®, Anaspaz®, Levsinex timecaps®, NuLev®), ilutropium, ipratropium, ipratropium bromide, methscopolamine, oxybutinin, rispenzepine, scopolamine, and tiotropium; (8) an anti-tussive including but not limited to: dextromethorphan, codeine, and hydromorphone; (9) a decongestant including but not limited to: pseudoephedrine and phenylpropanolamine; (10) an expectorant including but not limited to: guaifenesin, guaicol sulfate, terpin, ammonium chloride, glycerol guaicolate, and iodinated glycerol; (11) a bronchodilator including but not limited to: theophylline and aminophylline; (12) an anti-inflammatory including but not limited to: fluribiprofen, diclofenac, indomethacin, ketoprofen, S-ketoprofen, tenoxicam; (13) a PDE (phosphodiesterase) inhibitor including but not limited to those disclosed herein; (14) a recombinant humanized monoclonal antibody [e.g. xolair (also called omalizumab), rhuMab, and talizumab]; (15) a humanized lung surfactant including recombinant forms of surfactant proteins SP-B, SP-C or SP-D [e.g. SURFAXIN®, formerly known as dsc-104 (Discovery Laboratories)], (16) agents that inhibit epithelial sodium channels (ENaC) such

as amiloride and related compounds; (17) antimicrobial agents used to treat pulmonary infections such as acyclovir, amikacin, amoxicillin, doxycycline, trimethoprim sulfamethoxazole, amphotericin B, azithromycin, clarithromycin, roxithromycin, clarithromycin, cephalosporins (ceffoxitin, cefmetazole etc), ciprofloxacin, ethambutol, gentimycin, ganciclovir, imipenem, isoniazid, itraconazole, penicillin, ribavirin, rifampin, rifabutin, amantadine, rimantidine, streptomycin, tobramycin, and vancomycin; (18) agents that activate chloride secretion through Ca^{++} dependent chloride channels (such as purinergic receptor (P2Y(2) agonists); (19) agents that decrease sputum viscosity, such as human recombinant DNase 1, (Pulmozyme®); (20) nonsteroidal anti-inflammatory agents (acetaminophen, acetaminophen, acetyl salicylic acid, alclofenac, alminoprofen, apazone, aspirin, benoxaprofen, bezpiperylon, bucloxic acid, carprofen, clidanac, diclofenac, diclofenac, diflunisal, diflunisal, etodolac, fenbufen, fenbufen, fenclofenac, fenclozic acid, fenoprofen, fentiazac, feprazone, flufenamic acid, flufenisal, flufenisal, fluprofen, flurbiprofen, flurbiprofen, furofenac, ibufenac, ibuprofen, indomethacin, indomethacin, indoprofen, isoxepac, isoxicam, ketoprofen, ketoprofen, ketorolac, meclofenamic acid, meclofenamic acid, mefenamic acid, mefenamic acid, miroprofen, mofebutazone, nabumetone oxaprozin, naproxen, naproxen, niflumic acid, oxaprozin, oxpinac, oxyphenbutazone, phenacetin, phenylbutazone, phenylbutazone, piroxicam, piroxicam, piroprofen, pranoprofen, sudoxicam, tenoxicam, sulfasalazine, sulindac, sulindac, suprofen, tiaprofenic acid, tiopinac, tiopropafen, tolafenamic acid, tolmetin, tolmetin, zidometacin, zomepirac, and zomepirac); and (21) aerosolized antioxidant therapeutics such as S-Nitrosoglutathione.

Anti-obesity agents

[0138] The GCRA peptides described herein can be used in combination therapy with an anti-obesity agent. Suitable such agents include, but are not limited to: 1 β HSD-1 (11-beta hydroxy steroid dehydrogenase type 1) inhibitors, such as BVT 3498, BVT 2733, 3-(1-adamantyl)-4-ethyl-5-(ethylthio)-4H-1,2,4-triazole, 3-(1-adamantyl)-5-(3,4,5-trimethoxyphenyl)-4-methyl-4H-1,2,4-triazole, 3-adamantany-4,5,6,7,8,9,10,11,12,3a-decahydro-1,2,4-triazolo[4,3-a][1,1]annulene, and those compounds disclosed in WO01/90091, WO01/90090, WO01/90092 and WO02/072084; 5HT antagonists such as those in WO031037871, WO03/037887, and the like; 5HT1a modulators such as carbidopa, benserazide and those disclosed in US6207699, WO03/031439, and the like; 5HT2c (serotonin receptor 2c) agonists, such as BVT933, DPCA37215, IK264, PNU 22394, WAY161503, R-1065, SB 243213 (Glaxo Smith Kline) and YM 348 and those disclosed in US3914250, WO00/77010, WO02/36596, WO02/48124, WO02/10169, WO01/66548, WO02/44152, WO02/51844, WO02/40456, and WO02/40457; 5HT6 receptor modulators, such as those in WO03/030901, WO03/035061, WO03/039547, and the like; acyl-estrogens, such as oleoyl-estrone, disclosed in del Mar-Grasa, M. et al, Obesity Research, 9:202-9 (2001) and Japanese Patent Application No. JP 2000256190; anorectic bicyclic compounds such as 1426 (Aventis) and 1954 (Aventis), and the compounds disclosed in WO00/18749, WO01/32638, WO01/62746, WO01/62747, and WO03/015769; CB 1 (cannabinoid-1 receptor) antagonist/inverse agonists such as rimobabant (Acomplia; Sanofi), SR-147778 (Sanofi), SR-141716 (Sanofi), BAY 65-2520 (Bayer), and SLV 319 (Solvay), and those disclosed in patent publications US4973587, US5013837, US5081122, US5112820, US5292736, US5532237, US5624941, US6028084, US6509367, US6509367, WO96/33159, WO97/29079, WO98/31227, WO98/33765, WO98/37061, WO98/41519, WO98/43635, WO98/43636, WO99/02499, WO00/10967, WO00/10968, WO01/09120, WO01/58869, WO01/64632, WO01/64633, WO01/64634, WO01/70700, WO01/96330, WO02/076949, WO03/006007, WO03/007887, WO03/020217, WO03/026647, WO03/026648, WO03/027069, WO03/027076, WO03/027114, WO03/037332, WO03/040107, WO03/086940, WO03/084943 and EP658546; CCK-A (cholecystokinin-A) agonists, such as AR-R 15849, GI 181771 (GSK), JMV-180, A-71378, A-71623 and SR146131 (Sanofi), and those described in US5739106; CNTF (Ciliary neurotrophic factors), such as GI- 181771 (Glaxo-SmithKline), SRI 46131 (Sanofi Synthelabo), butabindide, PD 170,292, and PD 149164 (Pfizer); CNTF derivatives, such as Axokine® (Regeneron), and those disclosed in WO94/09134, WO98/22128, and WO99/43813; dipeptidyl peptidase IV (DP-IV) inhibitors, such as isoleucine thiazolidide, valine pyrrolidide, NVP-DPP728, LAF237, P93/01, P 3298, TSL 225 (tryptophyl-1,2,3,4-tetrahydroisoquinoline-3-carboxylic acid; disclosed by Yamada et al. Bioorg. & Med. Chem. Lett. 8 (1998) 1537-1540). TMC-2A/2B/2C, CD26 inhibitors, FE 999011, P9310/K364, VIP 0177, SDZ 274-444, 2-cyanopyrrolidides and 4-cyanopyrrolidides as disclosed by Ashworth et al. Bioorg. & Med. Chem. Lett., Vol. 6, No. 22, pp 1163-1166 and 2745-2748 (1996) and the compounds disclosed in patent publications. WO99/38501, WO99/46272, WO99/67279 (Probiobdrug), WO99/67278 (Probiobdrug), WO99/61431 (Probiobdrug), WO02/083128, WO02/062764, WO03/000180, WO03/000181, WO03/000250, WO03/002530, WO03/002531, WO03/002553, WO03/002593, WO03/004498, WO03/004496, WO03/017936, WO03/024942, WO03/024965, WO03/033524, WO03/037327 and EP1258476; growth hormone secretagogue receptor agonists/antagonists, such as NN703, hexarelin, MK- 0677 (Merck), SM-130686, CP-424391 (Pfizer), LY 444,711 (Eli Lilly), L- 692,429 and L- 163,255, and such as those disclosed in USSN 09/662448. US provisional application 60/203335, US6358951, US2002049196, US2002/022637, WO01/56592 and WO02/32888; H3 (histamine H3) antagonist/inverse agonists, such as thioperamide, 3-(1H-imidazol-4-yl)propyl N-(4-pentenyl)carbamate, clobenpropit, iodophenpropit, imoproxifan, GT2394 (Gliatech), and A331440, O-[3-(1H-imidazol-4-yl)propanol]carbamates (Kiec-Kononowicz, K. et al., Pharmazie, 55:349-55 (2000)), piperidine-containing histamine H3-receptor antagonists (Lazewska, D. et al., Pharmazie,

56:927-32 (2001), benzophenone derivatives and related compounds (Sasse, A. et al., Arch. Pharm.(Weinheim) 334:45-52 (2001)), substituted N-phenylcarbamates (Reidemeister, S. et al., Pharmazie, 55:83-6 (2000)), and proxifan derivatives (Sasse, A. et al., J. Med. Chem.. 43:3335-43 (2000)) and histamine H3 receptor modulators such as those disclosed in WO02/15905, WO03/024928 and WO03/024929; leptin derivatives, such as those disclosed in US5552524, US5552523, US5552522, US5521283, WO96/23513, WO96/23514, WO96/23515, WO96/23516, WO96/23517, WO96/23518, WO96/23519, and WO96/23520; leptin, including recombinant human leptin (PEG-OB, Hoffman La Roche) and recombinant methionyl human leptin (Amgen); lipase inhibitors, such as tetrahydrolipstatin (orlistat/Xenical®), Triton WRI 339, RHC80267, lipstatin, teasaponin, diethylumbelliferyl phosphate, FL-386, WAY-121898, Bay-N-3176, valilactone, esteracin, ebelactone A, ebelactone B, and RHC 80267, and those disclosed in patent publications WO01/77094, US4598089, US4452813, US5512565, US5391571, US5602151, US4405644, US4189438, and US4242453; lipid metabolism modulators such as maslinic acid, erythrodilol, ursolic acid uvaol, betulinic acid, betulin, and the like and compounds disclosed in WO03/011267; Mc4r (melanocortin 4 receptor) agonists, such as CHIR86036 (Chiron), ME-10142, ME-10145, and HS-131 (Melacure), and those disclosed in PCT publication Nos. WO99/64002, WO00/74679, WOO 1/991752, WOO 1/25192, WOO 1/52880, WOO 1/74844, WOO 1/70708, WOO 1/70337, WOO 1/91752, WO02/059095, WO02/059107, WO02/059108, WO02/059117, WO02/06276, WO02/12166, WO02/11715, WO02/12178, WO02/15909, WO02/38544, WO02/068387, WO02/068388, WO02/067869, WO02/081430, WO03/06604, WO03/007949, WO03/009847, WO03/009850, WO03/013509, and WO03/031410; Mc5r (melanocortin 5 receptor) modulators, such as those disclosed in WO97/19952, WO00/15826, WO00/15790, US20030092041; melanin-concentrating hormone 1 receptor (MCHR) antagonists, such as T-226296 (Takeda), SB 568849, SNP-7941 (Synaptic), and those disclosed in patent publications WOO1/21169, WO01/82925, WO01/87834, WO02/051809, WO02/06245, WO02/076929, WO02/076947, WO02/04433, WO02/51809, WO02/083134, WO02/094799, WO03/004027, WO03/13574, WO03/15769, WO03/028641, WO03/035624, WO03/033476, WO03/033480, JP13226269, and JP1437059; mGluR5 modulators such as those disclosed in WO03/029210, WO03/047581, WO03/048137, WO03/051315, WO03/051833, WO03/053922, WO03/059904, and the like; serotonergic agents, such as fenfluramine (such as Pondimin® (Benzeneethanamine, N-ethyl-alpha-methyl-3-(trifluoromethyl)-, hydrochloride), Robbins), dexfenfluramine (such as Redux® (Benzeneethanamine, N-ethyl-alpha-methyl-3-(trifluoromethyl)-, hydrochloride), Interneuron) and sibutramine ((Meridia®, Knoll/Reductil™) including racemic mixtures, as optically pure isomers (+) and (-), and pharmaceutically acceptable salts, solvents, hydrates, clathrates and prodrugs thereof including sibutramine hydrochloride monohydrate salts thereof, and those compounds disclosed in US4746680, US4806570, and US5436272, US20020006964, WOO 1/27068, and WOO 1/62341; NE (norepinephrine) transport inhibitors, such as GW 320659, despiramine, talsupram, and nomifensine; NPY 1 antagonists, such as BIBP3226, J-115814, BIBO 3304, LY-357897, CP-671906, GI-264879A, and those disclosed in US6001836, WO96/14307, WO01/23387, WO99/51600, WO01/85690, WO01/85098, WO01/85173, and WO01/89528; NPY5 (neuropeptide Y Y5) antagonists, such as 152,804, GW-569180A, GW-594884A, GW-587081X, GW-548118X, FR235208, FR226928, FR240662, FR252384, 1229U91, GI-264879A, CGP71683A, LY-377897, LY-366377, PD-160170, SR-120562A, SR-120819A, JCF-104, and H409/22 and those compounds disclosed in patent publications US6140354, US6191160, US6218408, US6258837, US6313298, US6326375, US6329395, US6335345, US6337332, US6329395, US6340683, EP01010691, EP-01044970, WO97/19682, WO97/20820, WO97/20821, WO97/20822, WO97/20823, WO98/27063, WO00/107409, WO00/185714, WO00/185730, WO00/64880, WO00/68197, WO00/69849, WO01/13917, WO01/09120, WO01/14376, WO01/85714, WO01/85730, WO01/07409, WO01/02379, WO01/23388, WO01/23389, WOO 1/44201, WO01/62737, WO01/62738, WO01/09120, WO02/20488, WO02/22592, WO02/48152, WO02/49648, WO02/051806, WO02/094789, WO03/009845, WO03/014083, WO03/022849, WO03/028726 and Norman et al, J. Med. Chem. 43:4288-4312 (2000); opioid antagonists, such as nalmefene (REVEX®), 3-methoxynaltrexone, methyl naltrexone, naloxone, and naltrexone (e.g. PT901; Pain Therapeutics, Inc.) and those disclosed in US20050004155 and WO00/21509; orexin antagonists, such as SB-334867-A and those disclosed in patent publications WO01/96302, WO01/68609, WO02/44172, WO02/51232, WO02/51838, WO02/089800, WO02/090355, WO03/023561, WO03/032991, and WO03/037847; PDE inhibitors (e.g. compounds which slow the degradation of cyclic AMP (cAMP) and/or cyclic GMP (cGMP) by inhibition of the phosphodiesterases, which can lead to a relative increase in the intracellular concentration of cAMP and cGMP; possible PDE inhibitors are primarily those substances which are to be numbered among the class consisting of the PDE3 inhibitors, the class consisting of the PDE4 inhibitors and/or the class consisting of the PDE5 inhibitors, in particular those substances which can be designated as mixed types of PDE3/4 inhibitors or as mixed types of PDE3/4/5 inhibitors) such as those disclosed in patent publications DE1470341, DE2108438, DE2123328, DE2305339, DE2305575, DE2315801, DE2402908, DE2413935, DE2451417, DE2459090, DE2646469, DE2727481, DE2825048, DE2837161, DE2845220, DE2847621, DE2934747, DE3021792, DE3038166, DE3044568, EP0007118, EP0008408, EP0010759, EP0059948, EP0075436, EP0096517, EPOI 12987, EPOI 16948, EP0150937, EP0158380, EP0161632, EP0161918, EP0167121, EP0199127, EP0220044, EP0247725, EP0258191, EP0272910, EP0272914, EP0294647, EP0300726, EP0335386, EP0357788, EP0389282, EP0406958, EP0426180, EP0428302, EP0435811, EP0470805, EP0482208, EP0490823, EP0506194, EP0511865, EP0527117, EP0626939, EP0664289, EP0671389, EP0685474, EP0685475, EP0685479,

JP92234389, JP94329652, JP95010875, US4963561, US5141931, WO9117991, WO9200968, WO9212961, WO9307146, WO9315044, WO9315045, WO9318024, WO9319068, WO9319720, WO9319747, WO9319749, WO9319751, WO9325517, WO9402465, WO9406423, WO9412461, WO9420455, WO9422852, WO9425437, WO9427947, WO9500516, WO9501980, WO9503794, WO9504045, WO9504046, WO9505386, WO9508534, WO9509623, WO9509624, WO9509627, WO9509836, WO9514667, WO9514680, WO9514681, WO9517392, WO9517399, WO9519362, WO9522520, WO9524381, WO9527692, WO9528926, WO9535281, WO9535282, WO9600218, WO9601825, WO9602541, WO9611917, DE3142982, DE1 116676, DE2162096, EP0293063, EP0463756, EP0482208, EP0579496, EP0667345 US6331543, US20050004222 (including those disclosed in formulas I-XIII and paragraphs 37-39, 85-0545 and 557-577), WO9307124, EP0163965, EP0393500, EP0510562, EP0553174, WO9501338 and WO9603399, as well as PDE5 inhibitors (such as RX-RA-69, SCH-51866, KT-734, vesnarinone, zaprinast, SKF-96231, ER-21355, BF/GP-385, NM-702 and sildenafil (Viagra™)), PDE4 inhibitors (such as etazolate, ICI63197, RP73401, imazolidinone (RO-20-1724), MEM 1414 (R1533/R1500; Pharmacia Roche), denbufylline, rolipram, oxagrelate, nitraquazone, Y-590, DH-6471, SKF-94120, motapizone, lixazinone, indolidan, olprinone, atizoram, KS-506-G, dipamfylline, BMY-43351, atizoram, arofylline, filaminast, PDB-093, UCB-29646, CDP-840, SKF-107806, piclamilast, RS-17597, RS-25344-000, SB-207499, TIBENELAST, SB-210667, SB-211572, SB-211600, SB-212066, SB-212179, GW-3600, CDP-840, mopidamol, anagrelide, ibudilast, amrinone, pimobendan, cilostazol, quazinone and N-(3,5-dichloropyrid-4-yl)-3-cyclopropylmethoxy-4-difluoromethoxybenzamide, PDE3 inhibitors (such as ICI153, 100, bemorandane (RWJ 22867), MCI-154, UD-CG 212, sulmazole, ampizone, cilostamide, carbazeran, piroximone, imazodan, CI-930, siguazodon, adibendan, saterinone, SKF-95654, SDZ-MKS-492, 349-U-85, emoradan, EMD-53998, EMD- 57033, NSP-306, NSP-307, revizinone, NM-702, WIN-62582 and WIN-63291, enoximone and milrinone, PDE3/4 inhibitors (such as benafentrine, trequinsin, ORG-30029, zardaverine, L- 686398, SDZ-ISQ-844, ORG-20241, EMD-54622, and tolafentrine) and other PDE inhibitors (such as vinpocetin, papaverine, enprofylline, cilomilast, fenoximone, pentoxifylline, roflumilast, tadalafil (Cialis®), theophylline, and vardenafil (Levitra®); Neuropeptide Y2 (NPY2) agonists include but are not limited to: polypeptide YY and fragments and variants thereof (e.g. YY3-36 (PYY3-36) (N. Engl. J. Med. 349:941, 2003; IKPEAPGE DASPEELNRY YASLRHYLNL VTRQRY (SEQ ID NO: 258)) and PYY agonists such as those disclosed in WO02/47712, WO03/026591, WO03/057235, and WO03/027637; serotonin reuptake inhibitors, such as. paroxetine, fluoxetine (Prozac™), fluvoxamine, sertraline, citalopram, and imipramine, and those disclosed in US6162805, US6365633, WO03/00663, WOO 1/27060, and WOO 1/162341; thyroid hormone β agonists, such as KB-2611 (Karo-BioBMS), and those disclosed in WO02/15845, WO97/21993, WO99/00353, GB98/284425, U.S. Provisional Application No. 60/183,223, and Japanese Patent Application No. JP 2000256190; UCP-I (uncoupling protein-1), 2, or 3 activators, such as phytanic acid, 4-[(E)-2-(5, 6,7,8- tetrahydro-5,5,8,8-tetramethyl-2-naphthalenyl)-1-propenyl]benzoic acid (TTNPB), retinoic acid, and those disclosed in WO99/00123; β 3 (beta adrenergic receptor 3) agonists. such as AJ9677/TAK677 (Dainippon/Takeda), L750355 (Merck), CP331648 (Pfizer), CL-316,243, SB 418790. BRL-37344, L-796568, BMS-196085. BRL-35135A, CGP12177A, BTA-243, GW 427353, Trecadrine, Zeneca D7114, N-5984 (Nisshin Kyorin), LY-377604 (Lilly), SR 59119A, and those disclosed in US5541204, US5770615, US5491134, US5776983, US488064, US5705515, US5451677, WO94/18161, WO95/29159, WO97/46556, WO98/04526 and WO98/32753, WO01/74782, WO02/32897, WO03/014113, WO03/016276, WO03/016307, WO03/024948, WO03/024953 and WO03/037881; noradrenergic agents including, but not limited to, diethylpropion (such as Tenuate® (1-propanone, 2-(diethylamino)-1-phenyl-, hydrochloride), Merrell), dextroamphetamine (also known as dextroamphetamine sulfate, dexamphetamine, dexedrine, Dexampex, Ferndex, Oxydess II, Robese, Spancap #1), mazindol ((or 5-(p-chlorophenyl)-2,5-dihydro-3H-imidazo[2,1-a]isoindol-5-ol) such as Sanorex®, Novartis or Mazanor®, Wyeth Ayerst), phenylpropanolamine (or Benzenemethanol, alpha-(1-aminoethyl)-, hydrochloride), phentermine ((or Phenol, 3-[[4,5-duhydo-1H-imidazol-2-yl)ethyl]](4-methylpheny-1)amino], monohydrochloride) such as Adipex-P®, Lemmon, FASTIN®, Smith-Kline Beecham and fonamin®, Medeva), phendimetrazine ((or (2S,3S)-3,4-Dimethyl-2phenylmorpholine L-(+)- tartrate (1 :1)) such as Metra® (Forest), Plegine® (Wyeth- Ay erst), Prelu-2® (Boehringer Ingelheim), and Statobex® (Lemmon), phen- damine tartrate (such as Thephorin® (2,3,4,9- Tetmhydro-2-methyl-9-phenyl-1H-indenol[2,1-c]pyridine L-(+)-tartrate (1 :1)), Hoffmann- LaRoche), methamphetamine (such as Desoxyn®, Abbot ((S)-N, (alpha)-dimethylbenzeneethanamine hydrochloride)), and phendimetrazine tartrate (such as Bontril® Slow-Release Capsules, Amarin (-3,4-Dimethyl-2-phenylmorpholine Tartrate); fatty acid oxidation upregulator/inducers such as Famoxin® (Genset); monamine oxidase inhibitors including but not limited to befloxatone, moclobemide, brofaromine, phenoxathine, esuprone, befol, toloxatone, pirlindol, amiflamine, sercloremine, bazinaprine, lazabemide, milacemide, caroxazone and other certain compounds as disclosed by WO01/12176; and other anti-obesity agents such as 5HT-2 agonists, ACC (acetyl-CoA carboxylase) inhibitors such as those described in WO03/072197, alpha-lipoic acid (alpha-LA), AOD9604, appetite suppressants such as those in WO03/40107, ATL-962 (Alizyme PLC), benzocaine, benzphetamine hydrochloride (Didrex), bladderwrack (focus vesiculosus). BRS3 (bombesin receptor subtype 3) agonists, bupropion, caffeine, CCK agonists, chitosan, chromium, conjugated linoleic acid, corticotropin-releasing hormone agonists, dehydroepiandrosterone, DGATI (diacylglycerol acyltransferase 1) inhibitors, DGAT2 (diacylglycerol acyltransferase 2) inhibitors, dicarboxylate transporter inhibitors, ephedra, exendin-4 (an inhibitor of glp-1) FAS (fatty acid synthase) inhibitors (such as Cerulenin and C75), fat resorption

inhibitors (such as those in WO03/053451, and the like), fatty acid transporter inhibitors, natural water soluble fibers (such as psyllium, plantago, guar, oat, pectin), galanin antagonists, galega (Goat's Rue, French Lilac), garcinia cambogia, germander (teucrium chamaedrys), ghrelin antibodies and ghrelin antagonists (such as those disclosed in WO01/87335, and WO02/0825, polypeptide hormones and variants thereof which affect the islet cell secretion, such as the hormones of the secretin/gastric inhibitory polypeptide (GIP)/vasoactive intestinal polypeptide (VIP)/pituitary adenylate cyclase activating polypeptide (PACAP)/glucagon-like polypeptide II (GLP- II)/glucagon gene family and/or those of the adrenomedullin/amylin/calcitonin gene related polypeptide (CGRP) gene family including GLP-1 (glucagon-like polypeptide 1) agonists (e.g. (1) exendin-4, (2) those GLP-1 molecules described in US20050130891 including GLP-1(7-34), GLP-1(7-35), GLP-1(7-36) or GLP-1(7-37) in its C-terminally carboxylated or amidated form or as modified GLP-1 polypeptides and modifications thereof including those described in paragraphs 17-44 of US20050130891, and derivatives derived from GLP-I-(7- 34)COOH and the corresponding acid amide are employed which have the following general formula: R-NH-HAEGTFTSDVSYLEGQAAKEFIWLVK-CONH₂ wherein R=H or an organic compound having from 1 to 10 carbon atoms. Preferably, R is the residue of a carboxylic acid. Particularly preferred are the following carboxylic acid residues: formyl, acetyl, propionyl, isopropionyl, methyl, ethyl, propyl, isopropyl, n-butyl, sec-butyl, tert- butyl.) and glp-1 (glucagon-like polypeptide- 1), glucocorticoid antagonists, glucose transporter inhibitors, growth hormone secretagogues (such as those disclosed and specifically described in US553b716), interleukin-6 (IL-6) and modulators thereof (as in WO03/057237, and the like), L- carnitine, Mc3r (melanocortin 3 receptor) agonists, MCH2R (melanin concentrating hormone 2R) agonist/antagonists, melanin concentrating hormone antagonists, melanocortin agonists (such as Melanotan II or those described in WO 99/64002 and WO 00/74679), nomeherba, phosphate transporter inhibitors, phytopharm compound 57 (CP 644,673), pyruvate, SCD-1 (stearoyl-CoA desaturase-1) inhibitors, T71 (Tularik, Inc., Boulder CO), Topiramate (Topimax®, indicated as an anti-convulsant which has been shown to increase weight loss), transcription factor modulators (such as those disclosed in WO03/026576), β -hydroxy steroid dehydrogenase- 1 inhibitors (β -HSD-I), β -hydroxy- β -methylbutyrate, p57 (Pfizer), Zonisamide (Zonegran™, indicated as an anti-epileptic which has been shown to lead to weight loss), and the agents disclosed in US20030119428 paragraphs 20-26.

Anti-Diabetic Agents

[0139] The GCRA peptides described herein can be used in therapeutic combination with one or more anti-diabetic agents, including but not limited to: PPAR γ agonists such as glitazones (e.g.. WAY-120,744, AD 5075, balaglitazone, ciglitazone, darglitazone (CP-86325, Pfizer). englitazone (CP-68722, Pfizer), isaglitazone (MIT/J&J), MCC- 555 (Mitsubishi disclosed in US5594016), pioglitazone (such as such as Actos™ pioglitazone; Takeda), rosiglitazone (Avandia™; Smith Kline Beecham), rosiglitazone maleate, troglitazone (Rezulin®, disclosed in US4572912), rivoglitazone (CS-OI 1, Sankyo), GL-262570 (Glaxo Wellcome), BRL49653 (disclosed in WO98/05331), CLX-0921, 5-BTZD, GW-0207, LG- 100641, JJT-501 (JPNT/P&U), L-895645 (Merck), R-119702 (Sankyo/Pfizer), NN-2344 (Dr. Reddy/NN), YM-440 (Yamanouchi), LY-300512, LY-519818, R483 (Roche), T131 (Tularik), and the like and compounds disclosed in US4687777, US5002953, US5741803, US5965584, US6150383, US6150384, US6166042, US6166043, US6172090, US6211205, US6271243, US6288095, US6303640, US6329404, US5994554, WO97/10813, WO91127857, WO97/28115, WO97/28137, WO97/27847, WO00/76488, WO03/000685, WO03/027112, WO03/035602, WO03/048130, WO03/055867, and pharmaceutically acceptable salts thereof; biguanides such as metformin hydrochloride (N,N-dimethylimidodicarbonimidic diamide hydrochloride, such as Glucophage™, Bristol-Myers Squibb); metformin hydrochloride with glyburide, such as Glucovance™, Bristol-Myers Squibb); buformin (Imidodicarbonimidic diamide, N-butyl-): etoformine (1-Butyl-2-ethylbiguanide, Schering A. G.); other metformin salt forms (including where the salt is chosen from the group of, acetate, benzoate, citrate, ftimarate, embonate, chlorophenoxyacetate, glycolate, palmoate, aspartate, methanesulphonate, maleate, parachlorophenoxyisobutyrate, formate, lactate, succinate, sulphate, tartrate, cyclohexanecarboxylate, hexanoate, octanoate, decanoate, hexadecanoate, octodecanoate, benzenesulphonate, trimethoxybenzoate, paratoluenesulphonate, adamantanecarboxylate, glycoxylate, glutarnate, pyrrolidonecarboxylate, naphthalenesulphonate, 1-glucosephosphate, nitrate, sulphite, dithionate and phosphate), and phenformin; protein tyrosine phosphatase- IB (PTP-IB) inhibitors, such as A-401,674, KR 61639, OC- 060062, OC-83839, OC-297962, MC52445, MC52453, ISIS 113715, and those disclosed in WO99/585521, WO99/58518, WO99/58522, WO99/61435, WO03/032916, WO03/032982, WO03/041729, WO03/055883, WO02/26707, WO02/26743, JP2002114768, and pharmaceutically acceptable salts and esters thereof; sulfonyleureas such as acetohexamide (e.g. Dymelor, Eli Lilly), carbutamide, chlorpropamide (e.g. Diabinese®, Pfizer), gliamilide (Pfizer), gliclazide (e.g. Diamcron, Servier Canada Inc), glimepiride (e.g. disclosed in US4379785, such as Amaryl , Aventis), glipentide, glipizide (e.g. Glucotrol or Glucotrol XL Extended Release. Pfizer), gliquidone, glisolamide, glyburide/glibenclamide (e.g. Micronase or Glynase Prestab, Pharmacia & Upjohn and Diabeta. Aventis), tolazamide (e.g. Tolinase), and tolbutamide (e.g. Orinase), and pharmaceutically acceptable salts and esters thereof; meglitinides such as repaglinide (e.g. Prandin®, Novo Nordisk), KAD1229 (PF/Kissei), and nateglinide (e.g. Starlix®, Novartis), and pharmaceutically acceptable salts and esters thereof; a glucoside hydrolase inhibitors (or glucoside inhibitors) such as acarbose (e.g. Precose™, Bayer disclosed in US4904769), miglitol

(such as GLYSET™, Pharmacia & Upjohn disclosed in US4639436), camiglibose (Methyl 6-deoxy-6-[(2R,3R,4R,5S)-3,4,5-trihydroxy-2- (hydroxymethyl)piperidino]-alpha-D-glucopyranoside, Marion Merrell Dow), voglibose (Takeda), adiposine, emiglitate, pradimicin-Q, salbostatin, CKD-711, MDL-25,637, MDL- 73,945, and MOR 14, and the compounds disclosed in US4062950, US4174439, US4254256, US4701559, US4639436, US5192772, US4634765, US5157116, US5504078, US5091418, US5217877, US51091 and WOO 1/47528 (polyamines); α -amylase inhibitors such as tendamistat, trestatin, and A1-3688, and the compounds disclosed in US4451455, US4623714, and US4273765; SGLT2 inhibitors including those disclosed in US6414126 and US6515117; an α P2 inhibitor such as disclosed in US6548529; insulin secretagogues such as linogiride, A-4166, forskilin, dibutyl cAMP, isobutylmethylxanthine (IBMX), and pharmaceutically acceptable salts and esters thereof; fatty acid oxidation inhibitors, such as clomoxir, and etomoxir, and pharmaceutically acceptable salts and esters thereof; A2 antagonists. such as midaglizole, isaglidole, deriglidole, idazoxan, eoroxan, and fluparoxan, and pharmaceutically acceptable salts and esters thereof; insulin and related compounds (e.g. insulin mimetics) such as biota, LP-100, novarapid, insulin detemir, insulin lispro, insulin glargine, insulin zinc suspension (lente and ultralente), Lys-Pro insulin, GLP-1 (1-36) amide, GLP-1 (73-7) (insulintropin, disclosed in US5614492), LY-315902 (Lilly), GLP-1 (7-36)-NH₂, AL-401 (Autoimmune), certain compositions as disclosed in US4579730, US4849405, US4963526, US5642868, US5763396, US5824638, US5843866, US6153632, US6191105, and WO 85/05029, and primate, rodent, or rabbit insulin including biologically active variants thereof including allelic variants, more preferably human insulin available in recombinant form (sources of human insulin include pharmaceutically acceptable and sterile formulations such as those available from Eli Lilly (Indianapolis, Ind. 46285) as Humulin™ (human insulin rDNA origin), also see the THE PHYSICIAN'S DESK REFERENCE, 55.sup.th Ed. (2001) Medical Economics, Thomson Healthcare (disclosing other suitable human insulins); non-thiazolidinediones such as JT-501 and farglitazar (GW-2570/GI- 262579), and pharmaceutically acceptable salts and esters thereof; PPAR α/γ dual agonists such as AR-MO39242 (Astrazeneca), GW-409544 (Glaxo-Wellcome), BVT-142, CLX-0940, GW-1536, GW-1929, GW-2433, KRP-297 (Kyorin Merck; 5-[(2,4-Dioxo thiazolidinyl)methyl] methoxy-N-[[4-(trifluoromethyl)phenyl] methyl]benzamide), L-796449, LR-90, MK-0767 (Merck/Kyorin/Banyu), SB 219994, muraglitazar (BMS), tesaglitazar (Astrazeneca), reglitazar (JTT-501) and those disclosed in WO99/16758, WO99/19313, WO99/20614, WO99/38850, WO00/23415, WO00/23417, WO00/23445, WO00/50414, WO01/00579, WO01/79150, WO02/062799, WO03/004458, WO03/016265, WO03/018010, WO03/033481, WO03/033450, WO03/033453, WO03/043985, WO 031053976, U.S. application Ser. No. 09/664,598, filed Sep. 18, 2000, Murakami et al. Diabetes 47, 1841-1847 (1998), and pharmaceutically acceptable salts and esters thereof; other insulin sensitizing drugs; VPAC2 receptor agonists; GLK modulators, such as those disclosed in WO03/015774; retinoid modulators such as those disclosed in WO03/000249; GSK 3 β /GSK 3 inhibitors such as 4-[2-(2-bromophenyl)-4-(4-nuorophenyl-1H-imidazol-5- yl)]pyridine and those compounds disclosed in WO03/024447, WO03/037869, WO03/037877, WO03/037891 WO03/068773, EP1295884, EP1295885, and the like; glycogen phosphorylase (HGLPa) inhibitors such as CP-368,296, CP-316,819, BAYR3401, and compounds disclosed in WOO 1/94300, WO02/20530, WO03/037864, and pharmaceutically acceptable salts or esters thereof; ATP consumption promoters such as those disclosed in WO03/007990; TRB3 inhibitors; vanilloid receptor ligands such as those disclosed in WO03/049702; hypoglycemic agents such as those disclosed in WO03/015781 and WO03/040114; glycogen synthase kinase 3 inhibitors such as those disclosed in WO031035663 agents such as those disclosed in WO99/51225, US20030134890, WO01/24786, and WO03/059870; insulin-responsive DNA binding protein-1 (IRDBP-I) as disclosed in WO03/057827, and the like; adenosine A2 antagonists such as those disclosed in WO03/035639, WO03/035640, and the like; PPAR δ agonists such as GW 501516, GW 590735, and compounds disclosed in JP10237049 and WO02/14291; dipeptidyl peptidase IV (DP-IV) inhibitors, such as isoleucine thiazolidide, NVP-DPP728A (1- [[[(2-[(5-cyanopyridin-2-yl)amino]ethyl)amino]acetyl]-2-cyano-(S)-pyrrolidine, disclosed by Hughes et al, Biochemistry, 38(36), 11597-11603, 1999), P32/98, NVP-LAF-237, P3298, TSL225 (tryptophyl-1,2,3,4-tetrahydro-isoquinoline-3-carboxylic acid, disclosed by Yamada et al, Bioorg. & Med. Chem. Lett. 8 (1998) 1537-1540), valine pyrrolidide, TMC-2A/2B/2C, CD- 26 inhibitors, FE999011, P9310/K364, VIP 0177, DPP4, SDZ 274-444, 2-cyanopyrrolidides and 4-cyanopyrrolidides as disclosed by Ashworth et al, Bioorg. & Med. Chem. Lett., Vol. 6, No. 22, pp 1163-1166 and 2745-2748 (1996) ,and the compounds disclosed in US6395767, US6573287, US6395767 (compounds disclosed include BMS-477118, BMS-471211 and BMS 538,305), WO99138501, WO99/46272, WO99/67279, WO99/67278, WO99161431 WO03/004498, WO03/004496, EP1258476, WO02/083128, WO02/062764, WO03/000250, WO03/002530, WO03/003531, WO03/002553, WO03/002593, WO03/000180, and WO03/000181; GLP-1 agonists such as exendin-3 and exendin-4 (including the 39 aa polypeptide synthetic exendin-4 called Exenatide®), and compounds disclosed in US2003087821 and NZ 504256, and pharmaceutically acceptable salts and esters thereof; peptides including amlintide and Symlin® (pramlintide acetate); and glyco kinase activators such as those disclosed in US2002103199 (fused heteroaromatic compounds) and WO02/48106 (isoindolin-1-one-substituted propionamide compounds).

Phosphodiesterase inhibitors

[0140] The GCRA peptides described herein can be used in combination therapy with a phosphodiesterase inhibitor.

PDE inhibitors are those compounds which slow the degradation of cyclic AMP (cAMP) and/or cyclic GMP (cGMP) by inhibition of the phosphodiesterases, which can lead to a relative increase in the intracellular concentration of cAMP and/or cGMP. Possible PDE inhibitors are primarily those substances which are to be numbered among the class consisting of the PDE3 inhibitors, the class consisting of the PDE4 inhibitors and/or the class consisting of the PDE5 inhibitors, in particular those substances which can be designated as mixed types of PDE3/4 inhibitors or as mixed types of PDE3/4/5 inhibitors. By way of example, those PDE inhibitors may be mentioned such as are described and/or claimed in the following patent applications and patents: DE1470341, DE2108438, DE2123328, DE2305339, DE2305575, DE2315801, DE2402908, DE2413935, DE2451417, DE2459090, DE2646469, DE2727481, DE2825048, DE2837161, DE2845220, DE2847621, DE2934747, DE3021792, DE3038166, DE3044568, EP000718, EP0008408, EP0010759, EP0059948, EP0075436, EP0096517, EPO1 12987, EPO1 16948, EP0150937, EP0158380, EP0161632, EP0161918, EP0167121, EP0199127, EP0220044, EP0247725, EP0258191, EP0272910, EP0272914, EP0294647, EP0300726, EP0335386, EP0357788, EP0389282, EP0406958, EP0426180, EP0428302, EP0435811, EP0470805, EP0482208, EP0490823, EP0506194, EP0511865, EP0527117, EP0626939, EP0664289, EP0671389, EP0685474, EP0685475, EP0685479, JP92234389, JP94329652, JP95010875, U.S. Pat. Nos. 4,963,561, 5,141,931, WO9117991, WO9200968, WO9212961, WO9307146, WO9315044, WO9315045, WO9318024, WO9319068, WO9319720, WO9319747, WO9319749, WO9319751, WO9325517, WO9402465, WO9406423, WO9412461, WO9420455, WO9422852, WO9425437, WO9427947, WO9500516, WO9501980, WO9503794, WO9504045, WO9504046, WO9505386, WO9508534, WO9509623, WO9509624, WO9509627, WO9509836, WO9514667, WO9514680, WO9514681, WO9517392, WO9517399, WO9519362, WO9522520, WO9524381, WO9527692, WO9528926, WO9535281, WO9535282, WO9600218, WO9601825, WO9602541, WO9611917, DE3142982, DE1 16676, DE2162096, EP0293063, EP0463756, EP0482208, EP0579496, EP0667345 US6,331,543, US20050004222 (including those disclosed in formulas I-XIII and paragraphs 37-39, 85-0545 and 557-577) and WO9307124, EP0163965, EP0393500, EP0510562, EP0553174, WO9501338 and WO9603399. PDE5 inhibitors which may be mentioned by way of example are RX-RA-69, SCH-51866, KT-734, vesnarinone, zaprinast, SKF-96231, ER-21355, BF/GP-385, NM-702 and sildenafil (Viagra®). PDE4 inhibitors which may be mentioned by way of example are RO-20-1724, MEM 1414 (R1533/R1500; Pharmacia Roche), DENBUFYLLINE, ROLIPRAM, OXAGRELATE, NITRAQUAZONE, Y-590, DH-6471, SKF-94120, MOTAPIZONE, LIXAZINONE, INDOLIDAN, OLPRINONE, ATIZORAM, KS-506-G, DIPAMFYLLINE, BMY-43351, ATIZORAM, AROFYLL1NE, FILAMINAST, PDB-093, UCB-29646, CDP-840, SKF- 107806, PICLAMILAST, RS- 17597, RS-25344-000, SB-207499, TIBENELAST, SB-210667, SB-211572, SB-211600, SB-212066, SB-212179, GW-3600, CDP-840, MOPIDAMOL, ANAGRELIDE, IBUDILAST, AMRINONE, PIMOBENDAN, CILOSTAZOL, QUAZINONE and N-(3,5-dichloropyrid-4-yl)-3-cyclopropylmethoxy-4-difluoromethoxybenzamide. PDE3 inhibitors which may be mentioned by way of example are SULMAZOLE, AMPIZONE, CILOSTAMIDE, CARBAZERAN, PIROXIMONE, IMAZODAN, CI-930, SIGUAZODAN, ADIBENDAN, SATERINONE, SKF-95654, SDZ-MKS-492, 349-U-85, EMORADAN, EMD-53998, EMD-57033, NSP-306, NSP-307, REVIZINONE, NM-702, WIN-62582 and WIN-63291, ENOXIMONE and MILRINONE, PDE3/4 inhibitors which may be mentioned by way of example are BENAFENTRINE, TREQUINSIN, ORG-30029, ZARDAVERINE, L-686398, SDZ-ISQ-844, ORG-20241, EMD-54622, and TOLAFENTRINE. Other PDE inhibitors include: cilomilast, pentoxifylline, roflumilast, tadalafil(Cialis®), theophylline, and vardenafil(Levitra®), zaprinast (PDE5 specific).

Anti- Uterine Contractions Agents

[0141] The GCRA peptides described herein can be used in combination therapy (for example, in order to decrease or inhibit uterine contractions) with a tocolytic agent including but not limited to beta-adrenergic agents, magnesium sulfate, prostaglandin inhibitors, and calcium channel blockers.

Anti- Neoplastic Agents

[0142] The GCRA peptides described herein can be used in combination therapy with an antineoplastic agents including but not limited to alkylating agents, epipodophyllotoxins, nitrosoureas, antimetabolites, vinca alkaloids, anthracycline antibiotics, nitrogen mustard agents, and the like. Particular anti-neoplastic agents may include tamoxifen, taxol, etoposide and 5-fluorouracil.

[0143] The GCRA peptides described herein can be used in combination therapy (for example as in a chemotherapeutic composition) with an antiviral and monoclonal antibody therapies.

Agents to treat Congestive Heart Failure

[0144] The GCRA peptides described herein can be used in combination therapy (for example, in prevention/treatment of congestive heart failure or another method described herein) with the partial agonist of the nociceptin receptor ORL1

described by Dooley et al. (The Journal of Pharmacology and Experimental Therapeutics, 283 (2): 735-741, 1997). The agonist is a hexapeptide having the amino acid sequence Ac- RYY (RK) (Wl) (RK)-NH₂ ("the Dooley polypeptide"), where the brackets show allowable variation of amino acid residue. Thus Dooley polypeptide can include but are not limited to KYRWR, RYRWR, KWRYYR, RYRWK, RYRWK (all-D amino acids), RYRIK, RYRIR, RYKIK, RYKIR, RYKWR, RYKWK, RYRWR, RYRWK, RYRIK, RYKWR, RYKWK, RYRWK and KYRWK, wherein the amino acid residues are in the L-form unless otherwise specified. The GCRA peptides described herein can also be used in combination therapy with polypeptide conjugate modifications of the Dooley polypeptide described in WO0198324.

Fibrate

[0145] The GCRA peptides described herein can be used in combination therapy with a fibrate. The term "fibrate" is also interchangeably used herein and in the art with the term "fibric acid derivative," and means any of the fibric acid derivatives useful in the methods described herein, e.g., fenofibrate. Fenofibrate is a fibrate compound, other examples of which include, for example, bezafibrate, beclofibrate, benzafibrate, binifibrate, ciprofibrate, clinofibrate, clofibrate, etofibrate, gemcabene, gemfibrozil, lifibrol, nicofibrate, pirifibrate, ronifibrate, simfibrate, theofibrate, etc.

Lipid Altering Agents

[0146] The GCRA peptides described herein can be used in combination therapy with a lipid altering agent. As used herein the term "lipid altering agent" or "dyslipidemia agent" refers to compounds including, but not limited to, bile acid sequestrants such as cholestyramine (a styrene-divinylbenzene copolymer containing quaternary ammonium cationic groups capable of binding bile acids, such as QUESTRAN® or QUESTRAN LIGHT® cholestyramine which are available from Bristol-Myers Squibb), colestesvelam hydrochloride (such as WELCHOL® Tablets (polyallylamine hydrochloride) cross-linked with epichlorohydrin and alkylated with 1-bromodecane and (6-bromohexyl)-trimethylammonium bromide) which are available from Sankyo, colestipol (a copolymer of diethylenetriamine and 1-chloro-2,3-epoxypropane, such as COLESTID® tablets which are available from Pharmacia), dialkylaminoalkyl derivatives of a cross-linked dextran, LOCHOLEST®, DEAE-Sephadex (SECHOLEX®, POLICEXIDE®), water soluble derivatives such as 3,3-isoene, N- (cycloalkyl)alkylamines and poliglucosam, insoluble quaternized polystyrenes, saponins and mixtures thereof and those bile acid sequestrants disclosed in WO97/11345, WO98/57652, US3692895, and US5703 188. Suitable inorganic cholesterol sequestrants include bismuth salicylate plus montmorillonite clay, aluminum hydroxide and calcium carbonate antacids.

HMG-CoA reductase inhibitors

[0147] The GCRA peptides described herein can be used in combination therapy with a HMG-CoA reductase inhibitor. HMG-CoA reductase inhibitors are dyslipidemic agents that can be used in therapeutic combinations with compounds described herein. Suitable HMG-CoA reductase inhibitors for use in therapeutic combination with a compounds described herein include: atorvastatin (LIPITOR®; disclosed in US4681893, US5385929 and US5686104), atorvastatin calcium (disclosed in US5273995), dihydrocompactin, (disclosed in US4450171), bervastatin (disclosed in US5082859), carvastatin, cerivastatin (BAYCOL®; disclosed in US5006530, US5502199, and US5 177080), crivastatin, dalvastatin (disclosed in EP738510A2), fluvastatin (LESCOL®; disclosed in US4739073 and US534772), glenvastatin, fluindostatin (disclosed in EP363934A1), velostatin (visinolin; disclosed in US4448784 and US4450171), lovastatin (mevinolin; MEVACOR® (Merck and Co.) and related compounds disclosed in US4231938), mevastatin (and related compound disclosed in US3983140), compactin (and related compounds disclosed in US4804770), pravastatin (also known as NK-104, itavastatin, nisvastatin, nisbastatin disclosed in US5 102888), pravastatin (PRAVACHOL® (Bristol Myers Squibb) and related compounds disclosed in US4346227), rivastatin (sodium 7-(4-fluorophenyl)-2,6-diisopropyl-5-methoxymethylpyridin-3-yl)-3,5-dihydroxy-6-heptanoate), rosuvastatin (CRESTOR®; also known as ZD-4522 disclosed in US5260440), atavastatin, visastatin, simvastatin (ZOCOR® (Merck and Co.) and related compounds as disclosed in US4448784 and US4450171), simvastatin, CI-981, compounds disclosed in WO03/033481, US4231938, US4444784, US4647576, US4686237, US4499289, US4346227, US5753675, US4613610, EP0221025, and EP491226, and optical or geometric isomers thereof; and nontoxic pharmaceutically acceptable salts, N-oxides, esters, quaternary ammonium salts, and prodrugs thereof. In HMG-CoA reductase inhibitors where an open-acid form can exist, salt and ester forms may preferably be formed from the open-acid, and all such forms are included within the meaning of the term "HMG-CoA reductase inhibitor" as used herein. Pharmaceutically acceptable salts with respect to the HMG-CoA reductase inhibitor includes non-toxic salts of the compounds which are generally prepared by reacting the free acid with a suitable organic or inorganic base, particularly those formed from cations such as sodium, potassium, aluminum, calcium, lithium, magnesium, zinc and tetramethylammonium, as well as those salts formed from amines such as ammonia, ethylenediamine, N-methylglucamine, lysine, arginine, ornithine, choline, N,N'-dibenzylethylenediamine, chloroprocaine, dieth-

anolamine, procaine, N-benzylphenethylamine, 1-p- chlorobenzyl-2 -pyrrolidine- 1'-yl-methylbenzim- idazole, diethyl- amine, piperazine, and tris(hydroxymethyl) aminomethane. Further examples of salt forms of HMG-CoA reductase inhibitors may include, but are not limited to, acetate, benzenesulfonate, benzoate, bicarbonate, bisulfate, bitartrate, borate, bromide, calcium edetate, camsylate, carbonate, chloride, clavulanate, citrate, dihydrochloride, edetate, edisylate, estolate, esylate, fumarate, gluceptate, gluconate, glutamate, glycolylarsanilate, hexylresorcinate, hydrabamine, hydrobromide, hydrochloride, hydroxynaphthoate, iodide, isothionate, lactate, lactobionate, laurate, malate, maleate, mandelate, mesylate, methylsulfate, mucate, napsylate, nitrate, oleate, oxalate, pamaote, palmitate, pantothenate, phosphate/diphosphate, polygalacturonate, salicylate, stearate, subacetate, succinate, tannate, tartrate, teoclate, tosylate, triethiodide, and valerate.

[0148] Other dyslipidemic agents which can be used in therapeutic combination with a compound described herein include: HMG-CoA synthase inhibitors such as L-659,699 ((E E)-1-[3'R-(hydroxy- methyl)-4'-oxo-2'R-oxetanyl]-3,5,7R-trimethyl-2,4-undecadienoic acid) and those disclosed in US5 120729, US5064856, and US4847271; cholesterol absorption inhibitors such as plant sterols, plant stanols and/or fatty acid esters of plant stanols such as sitostanol ester used in BENECOL® margarine, stanol esters, beta-sitosterol, and sterol glycosides such as tiqueside. Other cholesterol absorption inhibitors include 1,4-Diphenylazetidin-2-ones; 4-biaryl-1- phenylazetidin-2-ones; 4-(hydroxyphenyl)azetidin-2-ones; 1,4-diphenyl-3-hydroxyalkyl-2-azetidinones; 4-biphenyl- 1-phenylazetidin-2-ones; 4-biaryl-1-phenylazetidin-2-ones; and 4-biphenylazetidinones. acyl coenzyme A -cholesterol acyl transferase (ACAT) inhibitors such as avasimibe (Current Opinion in Investigational Drugs. 3(9):291-297 (2003)), eflucimibe, HL-004, lecimibe, DuP-128, KY505, SMP 797, CL-277,082 (Clin Pharmacol Ther. 48(2): 189-94 (1990)) and the like; and those disclosed in US55 10379, WO96/26948 and WO96/10559; CETP inhibitors such as JTT 705 identified as in Nature 406, (6792):203-7 (2000), torcetrapib (CP-529,414 described in US20030186952 and WO00/017164), CP 532,632, BAY63-2149, SC 591, SC 795, and the like including those described in Current Opinion in Investigational Drugs. 4(3):291-297 (2003) and those disclosed in J. Antibiot. 49(8): 815-816 (1996), and Bioorg. Med. Chem. Lett. 6:1951-1954 (1996) and patent publications US55 12548, US6147090, WO99/20302, WO99/14204, WO99/41237, WO95/04755, WO96/15141, WO96/05227, WO038721, EP796846, EP818197, EP818448, DE19704244, DE19741051, DE19741399, DE197042437, DE19709125, DE19627430, DE19832159, DE19741400, JP 11049743, and JP 09059155; squalene synthetase inhibitors such as squalestatin- 1, TAK-475, and those disclosed in US4871721, US4924024, US57 12396 (α -phosphono-sulfonates), Biller et al (1988) J. Med. Chem., 31:1869 (e.g. isoprenoid (phosphinyl-methyl)phosphonates), Biller et al (1996) Current Pharmaceutical Design, 2:1, P. Ortiz de Montellano et al (1977) J. Med. Chem. 20:243 (terpenoid pyrophosphates), Corey and Volante (1976) J. Am. Chem. Soc. 98:1291 (farnesyl diphosphate analog A and presqualene pyrophosphate (PSQ-PP) analogs), McClard et al (1987) J.A.C.S., 109:5544 (phosphinylphosphonates), Capson, T. L., PhD dissertation, June, 1987, Dept. Med. Chem. U of Utah, Abstract, Table of Contents, pp 16,17,40-43,48-51, Summary, (cyclopropanes), Curr. Op. Ther. Patents (1993) 861, and patent publications EP0567026A1, EP0645378A1, EP0645377A1, EP0611749A1, EP0705607A2, EP0701725A1, and WO96/09827; anti-oxidants such as probucol (and related compounds disclosed in US3674836), probucol derivatives such as AGI-1067 (and other derivatives disclosed in US6121319 and US6147250), tocopherol, ascorbic acid, β -carotene, selenium and vitamins such as vitamin B6 or vitamin B12 and pharmaceutically acceptable salts and esters thereof; PPAR α agonists such as those disclosed in US6028109 (fluorophenyl compounds), WO00/75103 (substituted phenylpropionic compounds), WO98/43081 and fibric acid derivatives (fibrates) such as beclofibrate, benzaifibrate, bezafibrate (C.A.S. Registry No. 41859-67-0, see US3781328), binifibrate (C.A.S. Registry No. 69047-39-8, see BE884722), ciprofibrate (C.A.S. Registry No. 52214-84-3, see US3948973), clinofibrate (C.A.S. Registry No. 30299-08-2, see US3716583), clofibrate (such as ethyl 2-(p-chlorophenoxy)-2-methyl-propionate, e.g. Atromid-S® capsules (Wyeth-Ayerst), etofibrate, fenofibrate (such as Tricor® micronized fenofibrate ((2-[4-(4-chlorobenzoyl)phenoxy]-2-methyl-propanoic acid, 1-methylethyl ester; Abbott Laboratories) or Lipanthyl® micronized fenofibrate (Laboratoire Fournier, France)), gemcabene, gemfibrozil (such as 5-(2,5-dimethylphenoxy)-2,2-dimethylpentanoic acid, e.g. Lipid® tablets (Parke Davis)), lifibrol, GW 7647, BM 170744, LY5 18674 and those fibrate and fibrate acid derivatives disclosed in WO03/033456, WO03/033481, WO03/043997, WO03/048116 WO03/053974, WO03/059864, and WO03/05875; FXR receptor modulators such as GW 4064, SR 103912, and the like; LXR receptor modulators such as GW 3965, T9013137, and XTC0179628, and those disclosed in US20030125357, WO03/045382, WO03/053352, WO03/059874 and the like; HM74 and HM74A (human HM74A is Genbank Accession No. AY148884 and rat HM74A is EMM_patAR09 8624) receptor agonists such as nicotinic acid (niacin) and derivatives thereof (e.g. compounds comprising a pyridine-3 -carboxylate structure or a pyrazine-2-carboxylate structure, including acid forms, salts, esters, zwitterions and tautomers, where available) including but not limited to those disclosed in Wise et al (2003) J. Biol. Chem. 278: 9869 (e.g. 5-methylpyrazole-3- carboxylic acid and acifran (4,5-dihydro-5-methyl-4-oxo-5-phenyl-2-furan carboxylic acid pyradine-3 -acetic acid)), as well as 5-methyl nicotinic acid, nicotinuric acid, niceritrol, nicofuranose, acipimox (5-methylpyrazine-2 -carboxylic acid 4-oxide), Niaspan® (niacin extended-release tablets; Kos) and those which can be easily identified by one skilled in the art which bind to and agonize the HM74A or HM74 receptor (for example using the assays disclosed in Wise et al (2003) J. Biol. Chem 278:9869 (nicotine binding and [35S]-GTPyS binding assays), Soga et al (2003) Biochem. Biophys. Res. Comm. 303:364

(radiolabel binding assay using the HM74 receptor which could be adapted to the HM74A receptor), Tunaru et al (2003) Nature Medicine 9:352 (calcium mobilization assay using the HM74 receptor which could be adapted to the HM74A receptor) and US6420183 (FLIPR assays are described generally in and may be adapted to the HM74A or HM74 receptor); renin angiotensin system inhibitors; bile acid reabsorption inhibitors (bile acid reuptake inhibitors), such as BARI 1453, SC435, PHA384640, S8921, AZD7706, and the like; PPAR δ agonists (including partial agonists) such as GW 501516, and GW 590735, and those disclosed in US5859051 (acetophenols), WO03/024395, WO97/28149, WO01/79197, WO02/14291, WO02/46154, WO02/46176, WO02/076957, WO03/016291, WO03/033493, WO99/20275 (quinoline phenyl compounds), WO99/38845 (aryl compounds), WO00/63161 (1,4-disubstituted phenyl compounds), WO01/00579 (aryl compounds), WO01/12612 & WO01/12187 (benzoic acid compounds), and WO97/31907 (substituted 4-hydroxy-phenylallic acid compound); sterol biosynthesis inhibitors such as DMP-565; triglyceride synthesis inhibitors; microsomal triglyceride transport (MTTP) inhibitors, such as implitapide, LAB687, and CP346086, AEGR 733, implitapide and the like; HMG-CoA reductase gene expression inhibitors (e.g. compounds that decrease HMG-CoA reductase expression by affecting (e.g. blocking) transcription or translation of HMG-CoA reductase into protein or compounds that maybe biotransformed into compounds that have the aforementioned attributes by one or more enzymes in the cholesterol biosynthetic cascade or may lead to the accumulation of an isoprene metabolite that has the aforementioned activities (such regulation is readily determined by those skilled in the art according to standard assays (Methods of Enzymology, 110:9-19 1985))) such as those disclosed in US5041432 (certain 15- substituted lanosterol derivatives) and E. I. Mercer (1993) Prog. Lip. Res. 32:357 (oxygenated sterols that suppress the biosynthesis of HMG-CoA reductase); squalene epoxidase inhibitors such as NB-598 ((E)-N-ethyl-N-(6,6-dimethyl-2-hepten-4-yl)-3-[(3,3'-bithiophen-5-yl)methoxy]benzene-methanamine hydrochloride); low density lipoprotein (LDL) receptor inducers such as HOE-402 (an imidazolidinyl-pyrimidine derivative that directly stimulates LDL receptor activity, see Huettinger et al (1993) Arterioscler. Thromb. 13:1005); platelet aggregation inhibitors; 5-LO or FLAP inhibitors; PPAR modulators (including compounds that may have multiple functionality for activating various combinations of PPAR α , PPAR γ , and PPAR δ) such as those disclosed in US6008237, US6248781, US6166049, WO00/12491, WO00/218355, WO00/23415, WO00/23416, WO00/23425, WO00/23442, WO00/23445, WO00/23451, WO00/236331, WO00/236332, WO00/238553, WO00/50392, WO00/53563, WO00/63153, WO00/63190, WO00/63196, WO00/63209, WO00/78312, WO00/78313, WOO 1/04351, WO01/14349, WO01/14350, WO01/16120, WO01/17994, WO01/21181, WO01/21578, WOO 1/25 181, WO01/25225, WO01/25226, WO01/40192, WO01/79150, WO02/081428, WO02/100403, WO02/102780, WO02/79162, WO03/016265, WO03/033453, WO03/042194, WO03/043997, WO03/066581, WO97/25042, WO99/07357, WO99/11255, WO99/12534, WO99/15520, WO99/46232, and WO98/05331 (including GW233 1 or (2-(4-[difluorophenyl]-1 heptylureido)ethyl]phenoxy)-2-methylbutyric)); niacin-bound chromium, as disclosed in WO03/039535; substituted acid derivatives disclosed in WO03/040114; apolipoprotein B inhibitors such as those disclosed in WO02/090347, WO02/28835, WO03/045921, WO03/047575; Factor Xa modulators such as those disclosed in WO03/047517, WO03/047520, WO03/048081; ileal bile acid transport ("IBAT") inhibitors (or apical sodium co-dependent bile acid transport ("ASBT") inhibitors) such as benzothiazepines (including 1,2- benzothiazepines; 1,4- benzodiazepines; 1,5-benzothiazepines; 1,2, 5-benzothiadiazepines); PPAR δ activators such as disclosed in WOO 1/00603 (thiazole and oxazole derivatives (e.g. C.A.S. Registry No. 317318-32-4), WO97/28149 (fluoro, chloro and thio phenoxy phenylacetic), US5093365 (non-1-oxidizable fatty acid analogues), and WO99/04815. Tests showing the efficacy of the therapy and the rationale for the combination therapy with a dyslipidemic agent are presented in US2003 0069221 (where the dyslipidemic agents are called 'cardiovascular agents')

DOSAGE

[0149] Dosage levels of active ingredients in a pharmaceutical composition can also be varied so as to achieve a transient or sustained concentration of the compound in a subject, especially in and around the site of inflammation or disease area, and to result in the desired response. It is well within the skill of the art to start doses of the compound at levels lower than required to achieve the desired effect and to gradually increase the dosage until the desired effect is achieved. It will be understood that the specific dose level for any particular subject will depend on a variety of factors, including body weight, general health, diet, natural history of disease, route and scheduling of administration, combination with one or more other drugs, and severity of disease.

[0150] An effective dosage of the composition will typically be between about 1 μ g and about 10 mg per kilogram body weight, preferably between about 10 μ g to 5 mg of the compound per kilogram body weight. Adjustments in dosage will be made using methods that are routine in the art and will be based upon the particular composition being used and clinical considerations.

[0151] The guanylate cyclase receptor agonists used in the methods described above may be administered orally, systemically or locally. Dosage forms include preparations for inhalation or injection, solutions, suspensions, emulsions, tablets, capsules, topical salves and lotions, transdermal compositions, other known peptide formulations and pegylated peptide analogs.

[0152] Agonists may be administered as either the sole active agent or in combination with other drugs, e.g., an inhibitor of cGMP-dependent phosphodiesterase and anti-inflammatory agent. In all cases, additional drugs should be administered at a dosage that is therapeutically effective using the existing art as a guide. Drugs may be administered in a single composition or sequentially.

[0153] Dosage levels of the GCR agonist for use in methods of this invention typically are from about 0.001 mg to about 10,000 mg daily, preferably from about 0.005 mg to about 1,000 mg daily. For example, an effective dosage of the GCR agonist for use in methods of this invention is 0.1, 0.2, 0.3, 0.4, 0.5, 0.6, 0.7, 0.8, 0.9, 1.0, 1.5, 2.0, 2.5, 3.0, 3.5, 4.0, 4.5, 5.0, 5.5, 6.0, 6.5, 7.0, 7.5, 8.0, 8.5, 9.0, 9.5, or 10 mg per day or optionally twice a day. Preferably the GCR agonist is given after a meal (i.e., 30 minutes). In some embodiments a second agent useful for treating a lipid metabolism disorder, a biliary disorder, a cardiovascular disease, obesity or an endocrine disorder is administered. Suitable second agents are described herein. In some aspects the second agent is administered at less than the standard does for treating the particular disorder because the GCR agonist acts synergistically with the second agent. For example, 2.5, 5, 7.5 or 10 mg of Liptor is given twice a day after a meal (i.e., 30 minutes). On the basis of mg/kg daily dose, either given in single or divided doses, dosages typically range from about 0.001/75 mg/kg to about 10,000/75 mg/kg, preferably from about 0.005/75 mg/kg to about 1,000/75 mg/kg.

[0154] The total daily dose of each inhibitor can be administered to the patient in a single dose, or in multiple subdoses. Typically, subdoses can be administered two to six times per day, preferably two to four times per day, and even more preferably two to three times per day. Doses can be in immediate release form or sustained release form sufficiently effective to obtain the desired control over the medical condition.

[0155] The dosage regimen to prevent, treat, give relief from, or ameliorate a medical condition or disorder, or to otherwise protect against or treat a medical condition with the combinations and compositions of the present invention is selected in accordance with a variety of factors. These factors include, but are not limited to, the type, age, weight, sex, diet, and medical condition of the subject, the severity of the disease, the route of administration, pharmacological considerations such as the activity, efficacy, pharmacokinetics and toxicology profiles of the particular inhibitors employed, whether a drug delivery system is utilized, and whether the inhibitors are administered with other active ingredients. Thus, the dosage regimen actually employed may vary widely and therefore deviate from the preferred dosage regimen set forth above.

EXAMPLES

EXAMPLE 1: SYNTHESIS AND PURIFICATION OF GCRA PEPTIDES

[0156] The GCRA peptides were synthesized using standard methods for solid-phase peptide synthesis. Either a Boc/Bzl or Fmoc/tBu protecting group strategy was selected depending upon the scale of the peptide to be produced. In the case of smaller quantities, it is possible to get the desired product using an Fmoc/tBu protocol, but for larger quantities (1 g or more), Boc/Bzl is superior.

[0157] In each case the GCRA peptide was started by either using a pre-loaded Wang (Fmoc) or Merrifield (Boc) or Pam (Boc) resin. For products with C-terminal Leu, Fmoc-Leu-Wang (D-1115) or Boc-Leu-Pam resin (D-1230) or Boc-Leu-Merrifield (D-1030). Thus, for peptides containing the C-terminal d-Leu, the resin was Fmoc-dLeu-Wang Resin (D-2535) and Boc-dLeu-Merrifield, Boc-dLeu-Pam-Resin (Bachem Product D-1230 and D-1590, respectively) (SP-332 and related analogs). For peptides produced as C-terminal amides, a resin with Ramage linker (Bachem Product D-2200) (Fmoc) or mBHA (Boc) (Bachem Product D-1210) was used and loaded with the C-terminal residue as the first synthetic step.

Fmoc-tBu Overview

[0158] Each synthetic cycle consisted deprotection with 20% piperidine in DMF. Resin washes were accomplished with alternating DMF and IpOH to swell and shrink the resin, respectively. Peptide synthesis elongated the chain from the C-terminus to the N-terminus. Activation chemistry for each amino acid was with HBTU/DIEA in a 4 fold excess for 45 minutes. In automated chemistries, each amino acid was double coupled to maximize the coupling efficiency. To insure the correct position of disulfide bonds, the Cys residues were introduced as Cys(Acm) at positions 15 and 7. Cys(Trt) was positioned at Cys4 and Cys12. This protecting group strategy yields the correct topoisomer as the dominant product (75:25). (For enterotoxin analogs, a third disulfide bond protecting group (Mob) was utilized).

[0159] For peptides containing C-terminal Aeea (aminoethoxyethoxyacetyl) groups, these were coupled to a Ramage amide linker using the same activation chemistry above by using an Fmoc-protected Aeea derivative. The Cys numbering in these cases remains the same and the positioning of the protecting groups as well. For the peptides containing the N-terminal extension of Aeea, the Cys residue numbering will be increased by three Cys4 becomes Cys7, Cys12 becomes Cys15; Cys7 becomes Cys10 and Cys 15 becomes Cys18. The latter pair is protected with Acm and

the former pair keeps the Trt groups.

[0160] For analogs containing D-amino acid substitutions, these were introduced directly by incorporating the correctly protected derivative at the desired position using the same activation chemistry described in this document. For Fmoc strategies, Fmoc-dAsn(Trt)-OH, Fmoc-dAsn(Xan)-OH, Fmoc-dAsp(tBu)-OH, Fmoc-dGlu(tBu)-OH and for Boc strategies, Boc-dAsn(Xan)-OH, Boc-dAsn(Trt)-OH, Boc-dAsp(Chx), Boc-dAsp(Bzl)-OH, Boc-dGlu(Chx)-OH and Boc-dGlu(Bzl)-OH would be utilized.

[0161] Each peptide is cleaved from the solid-phase support using a cleavage cocktail of TFA:H₂O:Trisopropylsilane (8.5:0.75:0.75) ml/g of resin for 2 hr at RT. The crude deprotected peptide is filtered to remove the spent resin beads and precipitated into ice-cold diethylether.

[0162] Each disulfide bonds was introduced orthogonally. Briefly, the crude synthetic product was dissolved in water containing NH₄OH to increase the pH to 9. Following complete solubilization of the product, the disulfide bond was made between the Trt deprotected Cys residues by titration with H₂O₂. The monocyclic product was purified by RP-HPLC. The purified mono-cyclic product was subsequently treated with a solution of iodine to simultaneously remove the Acn protecting groups and introduce the second disulfide bond.

[0163] For enterotoxin analogs, the Mob group was removed via treatment of the dicyclic product with TFA 85% containing 10% DMSO and 5% thioanisole for 2 hr at RT.

[0164] Each product was then purified by RP-HPLC using a combination buffer system of TEAP in H₂O versus MeCN, followed by TFA in H₂O versus MeCN. Highly pure fractions were combined and lyophilized. The final product was converted to an Acetate salt using either ion exchange with Acetate loaded Dow-Ex resin or using RP-HPLC using a base-wash step with NH₄OAc followed by 1% AcOH in water versus MeCN.

[0165] It is also possible to prepare enterotoxin analogs using a random oxidation methodology using Cys(Trt) in Fmoc or Cys(MeB) in Boc. Following cleavage, the disulfide bonds can be formed using disulfide interchange redox pairs such as glutathione (red/ox) and/or cysteine/cystine. This process will yield a folded product that the disulfide pairs must be determined as there would be no way of knowing their position directly.

Boc-Bzl Process

[0166] Peptide synthesis is initiated on a Merrifield or Pam pre-loaded resin or with mBHA for peptides produced as C-terminal amides. Each synthetic cycle consists of a deprotection step with 50% TFA in MeCl₂. The resin is washed repetitively with MeCl₂ and MeOH. The TFA salt formed is neutralized with a base wash of 10% TEA in MeCl₂. The resin is washed with MeCl₂ and MeOH and lastly with DMF prior to coupling steps. A colorimetric test is conducted to ensure deprotection. Each coupling is mediated with diisopropyl carbodiimide with HOBT to form the active ester. Each coupling is allowed to continue for 2 hr at RT or overnight on difficult couplings. Recouplings are conducted with either Uronium or Phosphonium reagents until a negative colorimetric test is obtained for free primary amines. The resin is then washed with DMF, MeCl₂ and MeOH and prepared for the next solid-phase step. Cys protection utilizes Cys(Acn) at positions 7 and 15, and Cys(MeB) at Cys 4 and Cys12.

[0167] Cleavage and simultaneous deprotection is accomplished by treatment with HF using anisole as a scavenger (9:1:1) ml:ml:g (resin) at 0°C for 60 min. The peptide is subsequently extracted from the resin and precipitated in ice cold ether. The introduction of disulfide bonds and purification follows the exact same protocol described above for the Fmoc-produced product.

EXAMPLE 2: IN VITRO PROTEOLYTIC STABILITY USING SIMULATED GASTRIC FLUID (SGF) DIGESTION

[0168] The stability of the GRCA peptide according to the invention is determined in the presence of simulated gastric fluid (SGF). GRCA peptide (final concentration of 8.5 mg/ml) is incubated in SGF (Proteose peptone (8.3 g/liter; Difco), D-Glucose (3.5 g/liter; Sigma), NaCl (2.05 g/liter; Sigma), KH₂PO₄ (0.6 g/liter; Sigma), CaCl₂ (0.11 g/liter), KCl (0.37 g/liter; Sigma), Porcine bile (final 1 X concentration 0.05 g/liter; Sigma) in PBS, Lysozyme (final 1 X concentration 0.10 g/liter; Sigma) in PBS, Pepsin (final 1 X concentration 0.0133 g/liter; Sigma) in PBS). SGF is made on the day of the experiment and the pH is adjusted to 2.0 ± 0.1 using HCl or NaOH as necessary. After the pH adjustment, SGF is sterilized filtered with 0.22 μm membrane filters. SP-304 (final concentration of 8.5 mg/ml) is incubated in SGF at 37°C for 0, 15, 30, 45, 60 and 120 min in triplicate aliquots. Following incubations, samples are snap frozen in dry ice then are stored in a -80°C freezer until they are assayed in duplicate.

EXAMPLE 3: IN VITRO PROTEOLYTIC STABILITY USING SIMULATED INTESTINAL FLUID (SIF) DIGESTION

[0169] The stability of the GRCA peptide is also evaluated against digestion with simulated intestinal fluid (SIF). SIF solution was prepared by the method as described in the United States Pharmacopoeia, 24th edition, p2236. The recipe to prepare SIF solution is as described below. The SIF solution contains NaCl (2.05 g/liter; Sigma), KH₂PO₄ (0.6 g/liter;

Sigma), CaCl_2 (0.11 g/liter), KCl (0.37 g/liter; Sigma), and Pao Creatin 10 mg/ml. The pH is adjusted to 6 and the solution is filter sterilized. A solution of SP-304 (8.5 mg/ml) is incubated in SGF at 37°C for 0, 30, 60, 90, 120, 150 and 300 min in triplicate aliquots. Following incubations, samples are removed and snap frozen with dry ice and stored in a -80°C freezer until they are assayed in duplicate. F

[0170] The integrity of GRCA peptide is evaluated by HPLC by essentially using the method described for SGF digestion.

EXAMPLE 4: CYCLIC GMP STIMULATION ASSAYS

[0171] The ability of the GCRA peptide to bind to and activate the intestinal GC-C receptor is tested by using T 84 human colon carcinoma cell line. Human T84 colon carcinoma cells are obtained from the American Type Culture Collection. Cells are grown in a 1:1 mixture of Ham's F-12 medium and Dulbecco's modified Eagle's medium (DMEM) supplemented with 10% fetal bovine serum, 100 U penicillin/ml, and 100 µg/ml streptomycin. The cells are fed fresh medium every third day and split at a confluence of approximately 80%.

[0172] Biological activity of the GCRA peptides is assayed as previously reported (15). Briefly, the confluent monolayers of T-84 cells in 24-well plates are washed twice with 250 µl of DMEM containing 50 mM HEPES (pH 7.4), pre-incubated at 37°C for 10 min with 250 µl of DMEM containing 50 mM HEPES (pH 7.4) and 1 mM isobutylmethylxanthine (IBMX), followed by incubation with GCRA peptides (0.1 nM to 10 µM) for 30 min. The medium is aspirated, and the reaction is terminated by the addition of 3% perchloric acid. Following centrifugation, and neutralization with 0.1 N NaOH, the supernatant is used directly for measurements of cGMP using an ELISA kit (Cayman Chemical, Ann Arbor, Mich.).

EXAMPLE 5: PEGGYLATED PEPTIDES

[0173] The other strategy to render peptides more resistant towards digestions against digestive proteases is to peggylate them at the N- and C-terminal. The peptide GCRA peptide is peggylated with the aminoethoxy-ethoxy-acetic acid (Aeea) group at the C-terminal (or at the N-terminal or at both termini. Cyclic GMP synthesis in T84 cells is measured by the method as described above.

EXAMPLE 6: COMBINATION OF GUANYLATE CYCLASE RECEPTOR AGONISTS WITH PHOSPHODIESTERASE INHIBITORS

[0174] Regulation of intracellular concentrations of cyclic nucleotides (*i.e.*, cAMP and cGMP) and thus, signaling via these second messengers, is generally considered to be governed by their rates of production versus their rates of destruction within cells. Thus, levels of cGMP in tissues and organs can also be regulated by the levels of expression of cGMP-specific phosphodiesterases (cGMP-PDE), which are generally overexpressed in cancer and inflammatory diseases. Therefore, a combination consisting of an agonist of GC-C with an inhibitor of cGMP-PDE might produce synergistic effect on levels of cGMP in the target tissues and organs.

[0175] Sulindac Sulfone (SS) and Zaprinast (ZAP) are two of the known inhibitors of cGMP-PDE and has shown to induce apoptosis in cancer cells via a cGMP-dependent mechanism. SS and ZAP in combination with GCRA peptide is evaluated to see if these PDE inhibitors have any synergistic effect on intracellular accumulation of cGMP

EXAMPLE 7: AN ORAL RANGE-FINDING TOXICITY STUDY IN CYNOMOLGUS MONKEYS.

[0176] The objective of the study is to determine the toxicity of the GRCA peptides according to the invention following a single oral gavage administration to the cynomolgus monkey and to allow assessment of reversibility of any changes following a minimum 7-day observation/washout period. Each GRCA peptide according to the invention will be given at two different dose levels.

Experimental Design

[0177] The test (*e.g.*, the GRCA peptides according to the invention) and control/vehicle article will be administered in three phases separated by a minimum 7-day observation period. Each phase will consist of a single oral gavage administration to female cynomolgus monkeys as indicated in the tables below:

Phase 1:

[0178] Eight non-naive female cynomolgus monkeys will be transferred from the ITR Spare Monkey colony and assigned to four dose groups as follows:

EP 2 923 706 A1

Group Number	Group Designation	Study Days	Dose Level (mg/kg)	Dose Concentration (mg/mL)	Dose Volume (mL/kg)	Number of Animals (Females)
1	Control/Vehicle	1	0	0	10	2
		4				
2	Test Peptides	1	1	0.1		2
		4	2			
		4				

[0179] Following completion of the Phase 1 dosing, all monkeys will be observed for 33 days. Upon completion of the observation period, all monkeys will be transferred back to the ITR Spare Monkey Colony.

Phase 2:

[0180] The same eight non-naïve female cynomolgus monkeys as previously used in Phase 1 will be transferred from the ITR Spare Monkey colony and assigned to four dose groups as follows:

Group Number	Group Designation	Study Day	Dose Level (mg/kg)	Dose Concentration (mg/mL)	Dose Volume (mL/kg)	Number of Animals (Females)
1	Control/Vehicle	1	10	1	10	2
2	Test Peptides	1	10	1	10	2

[0181] Following completion of the Phase 2 dosing, all monkeys will be observed for a minimum of 7 days.

Route of Administration

[0182] The oral route of administration has been chosen because it is a preferred human therapeutic route.

Preparation of Test and Control/Vehicle Articles

[0183] The test and control/vehicle articles will be prepared fresh on the day of dosing in cold distilled water (maintained in an ice water bath). A sufficient amount of test article powder will be added to the appropriate amount of distilled water in order to achieve the desired concentration. The dose formulations will be mixed by simple inversion.

Analysis of Test Article Concentration and Stability in the Dose Formulations

[0184] For possible confirmation of the concentration and stability of the test article in the formulations, representative samples will be taken from the middle of each concentration, including the control/vehicle article on the first day of dosing of each group, as indicated below. Samples will be collected immediately after preparation on Day 1 and again after dosing is completed on that day and will be stored frozen (approximately 80°C nominal) in 20 mL screw cap vials. Therefore, the remaining dose formulation vials will be returned to the Pharmacy Department as soon as possible after completion of dosing.

Group 1: 1.5 mL in duplicate from the middle on Day 1 (pre-dose and post-dose).

Group 2: 1.5 mL in duplicate from the middle on Day 1 (pre-dose and post-dose).

Group 3: 1.5 mL in duplicate from the middle on Day 1 (pre-dose and post-dose).

Group 4: 1.5 mL in duplicate from the middle on Day 1 (pre-dose and post-dose).

[0185] The formulations will be maintained cold in an ice water bath during all sampling procedures.

[0186] The formulations will be stirred continuously with a stir bar for a minimum of 15 minutes prior to sampling.

[0187] The samples will be retained frozen (approximately -80°C nominal) at ITR until requested by the Sponsor to

be shipped to a laboratory designated by the Sponsor for analysis. The samples can be discarded once it is determined by the analyst and Study Director that they are no longer needed. These samples' disposition will be recorded in the raw data.

[0188] If analyzed, a Dose Formulation report will be prepared by the Principal Investigator (Formulation analysis) and will be provided to ITR for inclusion in the final report.

Test System

[0189]

Species/Strain:	Cynomolgus Monkey (<i>Macaca Fascicularis</i>) orldwide Primates Inc.,
Source:	P.O. Box 971279
	Miami, Florida, 33187, USA
	and
	Covance Research Products Inc.
	P.O. Box 549
	Alice, Texas, 78333, USA
Total No. of monkeys on study:	8 non-naive females
Body Weight Range:	2-4 kg at onset of treatment
Age Range at Start:	Young adult at onset of treatment
Acclimation Period:	The animals will be transferred from ITR's spare monkey colony. They are therefore, considered to be fully acclimated to the laboratory environment.

[0190] The actual age and body weight ranges will be noted in the final report.

Administration of the Test and Control/Vehicle Articles

[0191] The test and control/vehicle articles will be administered by oral gavage administration using a gavage tube attached to a syringe in three Phases separated by a minimum 7-day observation/washout period. Each dosing session will consist of a single oral gavage administration. The gavage tube will be flushed with 3 mL of reverse osmosis water immediately following administration of the dose formulation in order to ensure that the entire dose volume has been delivered to the animal. The dose volume will be 10 mL/kg for all animals, including controls. The actual volume administered to each monkey on Day 1 of each Phase will be calculated using the Day -1 body weights of each Phase.

[0192] Dosing formulations will be maintained cold during dose administration by placing them in an ice water bath.

[0193] The dosing formulations must be placed on a stir plate for a minimum of 15 minutes prior to the start of dosing and maintained on the stir plate throughout the dosing procedure.

[0194] The dosing formulations must be used within 2 hours of preparation.

Clinical Observations

[0195] Cage-side clinical signs (ill health, behavioral changes etc.) will be recorded as indicated below except on detailed clinical examination days, where the morning cage-side clinical signs will be replaced by a detailed clinical examination (DCE). During regular cage side clinical signs and detailed examinations, particular attention will be paid to stools with respect to amount of stools produced, description of stools, etc.

[0196] Cage side clinical signs will be performed as follows:

[0197] During the pretreatment period and during the 7-day (minimum) observation periods: Three times per day with a minimum of 3 hours between each occasion.

[0198] On the dosing day of Phase 1: pre-dose, 2, 4, 6, 8 and 24 hours post-dosing

[0199] On the dosing day of Phase 2: pre-dose, continuously for the first 4 hours post-dose and at 6, 8 and 24 hours post-dosing

[0200] On the dosing day of Phase 3: pre-dose, continuously for the first 4 hours post-dose and at 6, 8 and 24 hours post-dosing

[0201] A detailed clinical examination of each monkey will be performed once at the time of animal transfer and once weekly thereafter.

[0202] Animals whose health status is judged to warrant additional evaluation will be examined by a Clinical Veteri-

narian, or a technician working under the supervision of the Clinical Veterinarian. Any veterinarian-recommended treatments will only be performed once agreement has been obtained from the Study Director. Where possible, the Sponsor will be consulted prior to administration of therapeutic drugs.

[0203] Body weights will be recorded for all animals once daily from the day of transfer through to the end of the study.

[0204] Food consumption will be recorded for all animals once daily from the day of transfer through to the end of the study.

[0205] Cages will be cleaned prior to the start of the daily food consumption to ensure no food cookies remain in the cage. Monkeys will be fed 7 cookies before 12pm and 7 cookies after 12pm. The sum of the total number of cookies given for the day will be recorded.

[0206] The next morning, a visual check will be performed to see how many cookies are left in the cage. The number of whole cookies remaining in the food hopper or on the tray will be recorded. The number of whole cookies left will be subtracted from the total number of cookies given in order to calculate the number of cookies eaten.

EXAMPLE 8: SUCKLING MOUSE MODEL OF INTESTINAL SECRETION (SUMI ASSAY)

[0207] The GCRA peptides described herein can be tested for their ability to increase intestinal secretion using a suckling mouse model of intestinal secretion. In this model a GCRA peptide is administered to suckling mice that are between seven and nine days old. After the mice are sacrificed, the gastrointestinal tract from the stomach to the cecum is dissected ("guts"). The remains ("carcass") as well as the guts are weighed and the ratio of guts to carcass weight is calculated. If the ratio is above 0.09, one can conclude that the test compound increases intestinal secretion. Controls for this assay may include wild-type SP-304, ST polypeptide and Zelnorm®. Phenylbenzoquinone-induced writhing model

[0208] The PBQ-induced writhing model can be used to assess pain control activity of the GCRA peptide described herein. This model is described by Siegmund et al. (1957 Proc. Soc. Exp. Bio. Med. 95:729-731). Briefly, one hour after oral dosing with a test compound, e.g., a GCRA peptide, morphine or vehicle, 0.02% phenylbenzoquinone (PBQ) solution (12.5 mL/kg) is injected by intraperitoneal route into the mouse. The number of stretches and writhings are recorded from the 5th to the 10th minute after PBQ injection, and can also be counted between the 35th and 40th minute and between the 60th and 65th minute to provide a kinetic assessment. The results are expressed as the number of stretches and writhings (mean \pm SEM) and the percentage of variation of the nociceptive threshold calculated from the mean value of the vehicle-treated group. The statistical significance of any differences between the treated groups and the control group is determined by a Dunnett's test using the residual variance after a one-way analysis of variance ($P < 0.05$) using SigmaStat Software.

EXAMPLE 9: PHARMACOKINETIC PROPERTY DETERMINATION OF GCRA PEPTIDES

[0209] Serum samples are extracted from the whole blood of exposed (mice dosed orally or intravenously with GCRA peptides (s) described herein) and control mice, then injected directly (10 mL) onto an in-line solid phase extraction (SPE) column (Waters Oasis HLB 25 μ m column, 2.0 x 15mm direct connect) without further processing. The sample on the SPE column is washed with a 5% methanol, 95% dH₂O solution (2.1 mL/min, 1.0 minute), then loaded onto an 0 analytical column using a valve switch that places the SPE column in an inverted flow path onto the analytical column (Waters Xterra MS C8 5 μ m IS column, 2.1 x 20mm). The sample is eluted from the analytical column with a reverse phase gradient (Mobile Phase A: 10 mM ammonium hydroxide in dH₂O, Mobile Phase B: 10 mM ammonium hydroxide in 80% acetonitrile and 20% methanol; 20% B for the first 3 minutes then ramping to 95% B over 4 min. and holding for 25 min., all at a flow rate of 0.4 mL/min.). At 9.1 minutes, the gradient returns to the initial conditions of 20%B for 1 min. polypeptide is eluted from the analytical column and is detected by triple-quadrupole mass spectrometry (MRM, 764 (+2 charge state)>182 (+1 charge state) Da; cone voltage = 30V; collision = 20 eV; parent resolution = 2 Da at base peak; daughter resolution = 2 Da at base peak). Instrument response is converted into concentration units by comparison with a standard curve using known amounts of chemically synthesized polypeptide(s) prepared and injected in mouse plasma using the same procedure.

[0210] Similarly, pharmacokinetic properties are determined in rats using LCMS methodology. Rat plasma samples containing the GCRA peptide are extracted using a Waters Oasis MAX 96 well solid phase extraction (SPE) plate. A 200 μ L volume of rat plasma is mixed with 200 μ L of ¹³Cg, ¹⁵N-labeled polypeptide in the well of a prepared SPE plate. The samples are drawn through the stationary phase with 15 mm Hg vacuum. All samples are rinsed with 200 μ L of 2% ammonium hydroxide in water followed by 200 μ L of 20% methanol in water. The samples are eluted with consecutive 100 μ L volumes of 5/20/75 formic acid/water/methanol and 100 μ L 5/15/80 formic acid/water/methanol. The samples are dried under nitrogen and resuspended in 100 μ L of 20% methanol in water. Samples are analyzed by a Waters Quattro Micro mass spectrometer coupled to a Waters 1525 binary pump with a Waters 2777 autosampler. A 40 μ L volume of each sample is injected onto a Thermo Hypersil GOLD C18 column (2.1 x 50 mm, 5 μ m). polypeptide is eluted by a gradient over 3 minutes with acetonitrile and water containing 0.05% trifluoroacetic acid. The Quattro Micro mass

spectrometer is run in multiple reaction monitoring (MRM) mode using the mass transitions of, for example 764>182 or 682>136. Using this methodology, polypeptide is dosed orally and by IV to rats at 10 mg/kg. Pharmacokinetic properties including area under the curve and bioavailability are determined.

EXAMPLE 10: DIURESIS RELATED EXPERIMENTS EFFECT ON DIURESIS AND NATRIURESIS

[0211] The effect of GCRA peptides described herein on diuresis and natriuresis can be determined using methodology similar to that described in WO06/001931 (examples 6 (p. 42) and 8 (p.45)). Briefly, the polypeptide/agonist described herein (180-pmol) is infused for 60 min into a group of 5 anesthetized mice or primates. Given an estimated rat plasma volume of 10 mL, the infusion rate is approximately 3 pmol/mL/min. Blood pressure, urine production, and sodium excretion are monitored for approximately 40 minutes prior to the infusion, during the infusion, and for approximately 50 minutes after the infusion to measure the effect of the GCRA peptides on diuresis and natriuresis. For comparison, a control group of five rats is infused with regular saline. Urine and sodium excretion can be assessed. Dose response can also be determined. polypeptide/GC-C agonist described herein is infused intravenously into mice or primates over 60 minutes. Urine is collected at 30 minute intervals up to 180 minutes after termination of polypeptide/GC-C agonist infusion, and urine volume, sodium excretion, and potassium excretion are determined for each collection interval. Blood pressure is monitored continuously. For each dose a dose-response relationship for urine volume, sodium and potassium excretion can be determined. Plasma concentration of the polypeptide/GC-agonist is also determined before and after iv infusion.

[0212] Mouse or Primate Diuresis Experiment: Once an appropriate level of anesthesia has been achieved, a sterile polyurethane catheter is inserted into the urethra and secured using 1 - 2 drops of veterinary bond adhesive applied to urethra/catheter junction. Animals are then dosed with either vehicle or test article via the intravenous or intraperitoneal route. Animals are allowed to regain consciousness, and the volume of urine excreted over a 1-5 hour duration is recorded periodically for each rat.

EXAMPLE 11: CHOLESTEROL LOWERING IN DYSLIPIDEMIA MICE

[0213] Dyslipidemia, including hypercholesterolemia, hypertriglyceridemia, or their combination, is considered as a major course of atherosclerosis (Davidson and others 2003). It has been reported that the onset of cardiovascular events can be well controlled by reducing the serum cholesterol level, which always directly initiates dyslipidemia and other dyslipidemia-associated conditions such as fatty liver by excessive accumulation of triglycerides in hepatocytes (Wald and Law 1995; Krauss 1999).

Animal Protocol

[0214] Mice 4 wk of age, will be housed in plastic cages with wood shavings under controlled conditions (temperature 24 ± 0.5 °C, humidity $55 \pm 5\%$, and 12 h of light from 08:00 to 20:00) and maintained according to the Guide for the Care and Use of Laboratory Animals. After 1-wk acclimation, they will be randomly assigned to 5 groups (n = 12): 2 control and 3 treatment groups. During a 12-wk period, 2 control groups will be fed either a regular diet (RD) or cholesterol-enriched diet (CED), and 3 treatment groups will be fed CED, along with three doses of GC-C agonists (1, 5, 10 mg/kg/body weight). CED is produced by supplementing 1% cholesterol, 10% lard oil, and 0.1 % cholate with the regular diet. Body weights will be measured every 3 d and daily food intake was recorded.

Serum and hepatic lipids profile

[0215] On weeks 3, 6, 9, and 12, blood samples will be taken from the orbital venous plexus using a capillary tube without anesthesia, after a 16-h fast. At the end of the experiment period, mice will be sacrificed by cervical dislocation. The blood samples will be placed in a plastic tube, and incubated at 37 °C for 15 min, then centrifuged for 8 min at 4000 rpm. The serum samples will be stored at -20 °C until further analysis. The livers tissue will be excised, weighed, and stored at -80 °C until analysis. Lipid parameters, including TC, TG, HDL-C, and LDL-C will be assayed individually using the enzymatic methods on Alcyon 300 auto-analyzer (Abbott Laboratories Ltd., Ill., U.S.A.). Liver lipids will be extracted and assayed.

Determination of fecal neutral cholesterol and bile acids

[0216] The feces will be collected at the end of experiment, lyophilized, and milled to pass through a 0.5-mm sieve. Neutral sterols and bile acids will be extracted and assayed.

EXAMPLE 12: CHOLESTEROL LOWERING IN HIGH-CHOLESTEROL DIET-FED RABBITS**Animal Protocol**

[0217] NZW rabbits (11 weeks old) will be fed a diet containing 0.5% cholesterol (high-cholesterol diet; HCD) for 1 week. They will then be divided into 5 groups so that each group had a similar serum cholesterol concentration. The control group will be continued on the HCD. The positive control group will be given HCD supplemented with cholestyramine at a concentration 700 mg/kg. 3 treatment groups of animal will be given HCD supplemented with calculated amount of either SP-304 or SP-333 to final doses of 0.1, 1.0 and 10 mg/kg/weight. Blood samples will be collected from the marginal ear vein every other week without fasting. At the end of the study, liver, heart, and GI tissues will be removed for further analysis. Four NZW rabbits will be fed an ordinary diet (RC-4) throughout the experimental period, killed, and then treated as described above.

Analysis of Lipids and Bile Acids

[0218] Serum total cholesterol, triglyceride (TG), and phospholipid will be determined by using commercial kits Sterozyme Auto-545 (Fujirebio, Inc), L-type Wako TGzH, and L-type Wako PLzH (Wako Pure Chemical Industries), respectively. Serum lipoprotein fractions will be separated by ultracentrifugation. VLDL, HDL and LDL will assayed using commercially available kits.

Lipids in the Liver

[0219] The liver will be homogenized with ethanol, and then lipid extraction will be performed by refluxing for 20 minutes. The extract will be evaporated under N₂ gas and dissolved with isopropanol. The contents of total and free cholesterol, TG, and phospholipid will be determined by using commercial kits Determinar TC 555 and Determinar FC 555 (Kyowa Medex Co, Ltd), triglyceride E-test (Wako), and phospholipid B-Test (Wako), respectively. Lipid measurement will be performed with a Cobas-Fara centrifugal analyzer (Roche Diagnostics). Esterified cholesterol will be calculated by subtracting free cholesterol from total cholesterol.

Fecal Bile Acids

[0220] Bile acids will be obtained from the lyophilized feces after 3 ethanol extractions and purified with piperidinoxypropyldextran gel (Shimadzu Corp). These samples will be analyzed by high-performance liquid chromatography (HPLC). The amounts of the 3 major bile acids (12-oxolithocholic acid, deoxycholic acid, and lithocholic acid) will be determined.

EXAMPLE 13: SP-304 INHIBITS TAUROCHOLATE (BILE ACID) ABSORPTION BY CACO-2 MONOLAYER**Procedures**

[0221] **CaCo-2 cell culture:** CaCo-2, human colon carcinoma cells, were obtained from American Type Culture Collection (ATCC) and cultured in DMEM medium containing 10% fetal bovine serum, 1% penicillin-streptomycin, 2 mM L-glutamine, 1% non-essential-amino acids. Cells were fed fresh medium every third day and grown for 16-21 days to form completely differentiated monolayer. Fully differentiated CaCo-2 cells are known to express high density of GC-C receptors.

[0222] **Preparation of ³H-taurocholate cocktail:** Phosphatidyl choline was dissolved in ethanol to make 50 mM stock solution. Calculated volume of the stock solution of phosphatidyl choline was mixed with 3H-taurocholate in a plastic tube and dried under argon gas at 80°C. The dried material was dissolved in transport buffer to get the final concentration of phosphatidyl choline (0.5 mM) and of 3H-taurocholate 10 µCi/mL.

[0223] **Cyclic GMP stimulation assay:** Biological activity of the GCRA peptides was assayed as previously reported (5). Briefly, 16 days grown monolayers of CaCo-2 cells in 24-well plates were washed twice with 250 µl of DMEM containing 50 mM HEPES (pH 7.4), pre-incubated at 37°C for 10 min with 250 µl of DMEM containing 50 mM HEPES (pH 7.4) and 1 mM isobutylmethylxanthine (IBMX), followed by incubation with GCRA peptides (0.1 nM to 10 µM) for 30 min. The medium was aspirated, and the reaction was terminated by the addition of 3% perchloric acid. Following centrifugation, and neutralization with 0.1 N NaOH, the supernatant was used directly for measurements of cGMP using an ELISA kit (Caymen Chemical, Ann Arbor, Mich.).

Stimulation of cyclic GMP synthesis by SP-304

[0224] Monolayers were treated 500 μ L of serum free DMEM for 30 minutes with either SP-304 alone or in combination with phosphodiesterase inhibitors such as, 3-isobutyl-1-methylxanthine (IBMX), sulindac sulfone (SS) and zaprinast (ZAP). After the incubation, monolayers were lysed with 250 μ L of 3% perchloric acid. The lysate was neutralized with 0.1 N NaOH and used for ELISA to determine the concentration of cGMP. The assay procedure was essentially the same as described (5). As shown in Figure 1, CaCo-2 cells produced cGMP in response to stimulation with SP-304, demonstrating that these cells express GC-C receptors. Since CaCo-2 cells overexpress phosphodiesterases (PDE), GC-C agonists are used in combination with PDE inhibitors to measure the actual stimulatory effect of GC-C agonists. As expected, phosphodiesterase (PDE) inhibitors (IBMX, SS and ZAP) produced synergistic effects on stimulation of cGMP production by SP-304. Among the PDE inhibitors, ZAP showed maximum production of cGMP. Hence, ZAP was used in all of the experiments.

Effect of preincubation time on 3 H-taurocholate absorption by CaCo-2 cells

[0225] CaCo-2 cells were grown in 24-well plates for 16 days to allow complete monolayer formation and cell differentiation. Completely differentiated monolayers were then pre-incubated with 250 μ L of the transport buffer (HEPES 25 mM, NaCl 120 mM, KCl 5.4 mM, CaCl_2 1.8 mM and MgSO_4 , pH 7.5) containing either SP-304 alone or in combination with PDE inhibitors such as IBMX, SS and ZAP. The monolayers were pre-incubated with transport buffer containing either of the following: vehicle (control), 1 mM 8-bromo-cGMP, 500 μ M SS, 500 μ M ZAP, 1 μ M SP-304, 0.1 μ M SP-304 + 500 μ M SS and 1 μ M SP-304 + 500 μ M ZAP. After the indicated pre-incubation time, 50 μ L of 3 H-taurocholate (1 μ Ci) cocktail was added and cells were incubated for an additional 60 minutes, washed three times with ice cold PBS. Cells were lysed with 0.5 N NaOH for 4 hours and radioactivity in the lysate was counted in a scintillation counter. As shown in Figure 3, a pre-incubation of about 30 minutes was sufficient to inhibit 3 H-taurocholate absorption by CaCo-2 cells. Since prolonged pre-incubation resulted in lifting of cells, we used 30 minutes of pre-incubation period for all experiments.

Kinetics of 3 H taurocholate absorption by CaCo-2 monolayer

[0226] 16-day grown monolayers of CaCo-2 cells in 24-well plates were pre-incubated with transport buffer containing the compounds as indicated in the figure for 30 minutes. After the pre-incubation, 1 μ Ci of 3 H-taurocholate cocktail was added in each well and cells were further incubated for 60 minutes. Cells were washed three times with ice cold PBS and lysed with 0.5 N NaOH and lysates were counted for radioactivity in a scintillation counter. Results are expressed as an average of three determinations. Results on the x-axis were plotted in logarithmic scale. As shown in Figure 4, the absorption of 3 H-taurocholate increased with time of incubation up to 60 minutes. The absorption of 3 H-taurocholate was inhibited by 8-Br-cGMP as well as by SP-304, indicating that the absorption of 3 H-taurocholate is inhibited via a cGMP-mediated mechanism.

 3 H-Taurocholate absorption by CaCo-2 monolayers

[0227] CaCo-2 cells were grown for 20 days in 24-well plates, pre-incubated in transport buffer the compounds as indicated in the figure for 30 minutes. After the pre-incubation, 1 μ Ci of 3 H-taurocholate cocktail was added in each well and cells were further incubated for 60 minutes. Cells were washed three times with ice cold PBS and lysed with 0.5 N NaOH and lysates were counted for radioactivity in a scintillation counter. This experiment was run in quadruplets and results are expressed as mean \pm SD. As shown in Figure 5, the absorption of 3 H-taurocholate was inhibited by 8-Br-cGMP as well as by SP-304.

 3 H-Tauracholat absorption in CaCo-2 cells

[0228] The procedure used in this experiment was essentially the same except that a lower concentration of ZAP (250 μ M) in combination experiments with SP-304. As shown in Figure 6, SP-304 (0.1 μ M) did not produce much inhibition in absorption of 3 H-taurocholate. However, the same concentration of SP-304 in combination with ZAP produced greater effect on inhibition of 3 H-taurocholate absorption.

References:

[0229]

1. Currie, et al., Proc. Nat'l Acad. Sci. USA 89:947-951 (1992).
2. Hamra, et al., Proc. Nat'l Acad. Sci. USA 90:10464-10468 (1993).
- 5 3. Forte, L., Reg. Pept. 81:25-39 (1999).
4. Schulz, et al., Cell 63:941-948 (1990).
5. Guba, et al., Gastroenterology 111:1558-1568 (1996).
- 10 6. Joo, et al., Am. J. Physiol. 274:G633-G644 (1998).
7. Evan, et al., Nature (London) 411:342-348 (2001).
- 15 8. Eastwood, G., J. Clin. Gastroenterol. 14:S29-33 (1992).
9. Lipkin, M. Arch. Fr. Mal. Appl Dig. 61:691-693 (1972).
10. Wong, et al., Gut 50:212-217 (2002).
- 20 11. Potten, et al., Stem Cells 15:82-93.
12. Basoglu, et al., in: Proceedings of the Second FEPS Congress, June 29-July 4, 1999, Prague, Czech Republic.,
lf2.cuni.cz/physiolres/feps/basoglu
- 25 13. Sindic, et al., J. Biol. Chem. March 11,2002, manuscript M110627200 (in press).
14. Askling, J., Dickman, P.W., Karlen, P., Brostrom, O., Lapidus, A., Lofberg, R., and Ekbohm, A. Colorectal cancer
rates among first-degree relatives of patients with inflammatory bowel disease: a population-based cohort study.
Lancet, 357: 262-266,
- 30 15. Provenzale, D. and Onken, J. Surveillance issues in inflammatory bowel disease: Ulcerative colitis. J Clin
Gastroenterol, 32:99-105 (2001).
- 35 16. Ettorre, G.M, Pescatori, M., Panis, Y., Nemeth, J., Crescenzi, A., and Valleur, P. Mucosal changes in ileal
pouches after restorative proctocolectomy for ulcerative and Crohn's colitis. Dis Colon Rectum, 43:1743-1748 (2000).
17. Shinozaki M, Watanabe T, Kubota Y, Sawada T, Nagawa H, Muto T. High proliferative activity is associated
with dysplasia in ulcerative colitis. Dis Colon Rectum, 43:S34-S39 (2000).
- 40 18. Deschner, E. E., Winawer, S.J., Katz, S., Katzka, I., and Kahn, E. Proliferative defects in ulcerative colitis patients.
Cancer Invest, 1:41-47 (1983).
19. Wong, W.M., and Wright, N. A. Cell proliferation and gastrointestinal mucosa. J Clin Pathol, 52:321-333.
- 45 20. Potten, C.S., Wilson, J.W., and Booth, C. Regulation and significance of apoptosis in the stem cells. Stem Cells,
15:82-93.
21. Bhakdi, et al., Infect. Immun. 57:3512-3519 (1989).
- 50 22. Hughes, et al., J. Biol. Chem. 272:30567-30576 (1997).
23. Cermak, et al., Pflugers Arch. 43:571-577 (1996).
- 55 24. Wu, et al., J. Biol. Chem. 272:14860-14866 (1997).
25. Shailubhai et al., Cancer Research 60, 5151-5157 (2000)

26. Shailubhai et al., Curr. Opin. Drug Disc. Dev. 5(2): 261-268 (2002).
27. Collins, SM. J Clin Gastroenterol. 41 Suppl 1:S30-32 (2007)
- 5 28. Ramamoorthy S et al., J Biol Chem. 282(16):11639-11647 (2007)
29. Delvaux M, et al., (1998) Aliment Pharmacol Ther. 12:849-55 (1998).
30. Muller-Lissner S, et al., Am J Gastroenterol. 101:2558-69 (2006).
- 10 31. Barbara G, et al., Gut ;51 (suppl 1):141-144 (2002).
32. Lam DD, et al., Expert Rev Mol Med;9:1-24 (2007).
- 15 33. de Luca C, Olefsky JM. FEBS Lett. 582:97-105 (2008).
34. Tilg H, Moschen AR. Mol Med. 14:222-31 (2008).
35. Gulcan E,, et. al., Am J Med Sci. 338:116-9 (2009).
- 20 36. Spranger J, et al., Diabetes. 52:812-17 (2003).
37. Gülcan E, Am J Med Sci. 334:444-51 (2007).
- 25 38. Brown MS, Goldstein JL., Science. 232: 34-47 (1986).
39. Samuel, P., et al., J. Clin. Invest. 47: 2070-2078 (1968).
40. Turley SD and Dietschy JM., The Liver: Biology and Pathobiology, 617-641 (1988).
- 30 41. Gylling H, Miettinen TA, Atherosclerosis. 117: 305-308 (1995).
42. Meier PJ, Stieger B., Annu Rev Physiol. 64: 635-61 (2002).
- 35 43. Clader JW., J Med Chem. 47: 1-9 (2004).
44. Shailubhai, K., et al., Cancer Research 60: 5151-5157 (2000).

EP 2 923 706 A1

SEQUENCE LISTING

<110> Shailubhai, Kunwar
 5 <120> Agonists of Guanylate Cyclase Useful for the Treatment of
 Hypercholesterolemia, Atherosclerosis, Coronary Heart Disease,
 Gallstone, Obesity and Other Cardiovascular Diseases
 <130> 47460-502D02EP
 10 <140> PCT/US2010/058848
 <141> 2010-12-03
 <150> US 12/630654
 <151> 2009-12-03
 15 <150> US 12/133344
 <151> 2008-06-04
 <150> US 60/933194
 <151> 2007-06-04
 20 <150> US 12/478505
 <151> 2009-06-04
 <150> US 61/058888
 <151> 2008-06-04
 25 <150> US 12/504288
 <151> 2009-07-16
 <150> US 61/081289
 <151> 2008-07-16
 30 <150> US 61/058892
 <151> 2008-06-04
 <150> US 12/478511
 <151> 2008-06-04
 35 <160> 278
 <170> PatentIn version 3.5
 40 <210> 1
 <211> 16
 <212> PRT
 <213> Artificial Sequence
 45 <220>
 <223> Chemically Synthesized
 <400> 1
 50 Asn Asp Glu Cys Glu Leu Cys Val Asn Val Ala Cys Thr Gly Cys Leu
 1 5 10 15
 <210> 2
 <211> 15
 <212> PRT
 <213> Artificial Sequence
 55

EP 2 923 706 A1

<220>
 <223> Chemically Synthesized
 <400> 2

5
 Asp Glu Cys Glu Leu Cys Val Asn Val Ala Cys Thr Gly Cys Leu
 1 5 10 15

10
 <210> 3
 <211> 14
 <212> PRT
 <213> Artificial Sequence

15
 <220>
 <223> Chemically Synthesized
 <400> 3

20
 Asp Glu Cys Glu Leu Cys Val Asn Val Ala Cys Thr Gly Cys
 1 5 10

25
 <210> 4
 <211> 14
 <212> PRT
 <213> Artificial Sequence

30
 <220>
 <223> Chemcially Synthesized
 <400> 4

Glu Cys Glu Leu Cys Val Asn Val Ala Cys Thr Gly Cys Leu
 1 5 10

35
 <210> 5
 <211> 13
 <212> PRT
 <213> Artificial Sequence

40
 <220>
 <223> Chemically Synthesized
 <400> 5

45
 Glu Cys Glu Leu Cys Val Asn Val Ala Cys Thr Gly Cys
 1 5 10

50
 <210> 6
 <211> 13
 <212> PRT
 <213> Artificial Sequence

55
 <220>
 <223> Chemically Synthesized
 <400> 6

Cys Glu Leu Cys Val Asn Val Ala Cys Thr Gly Cys Leu
 1 5 10

5
 <210> 7
 <211> 12
 <212> PRT
 <213> Artificial Sequence
 <220>
 <223> Chemically Synthesized
 <400> 7
 10
 Cys Glu Leu Cys Val Asn Val Ala Cys Thr Gly Cys
 1 5 10
 <210> 8
 15
 <211> 16
 <212> PRT
 <213> Artificial Sequence
 <220>
 20
 <223> Chemically Synthesized
 <220>
 <221> MISC_FEATURE
 <222> (16)..(16)
 25
 <223> wherein LEU is a D amino acid
 <400> 8
 Asn Asp Glu Cys Glu Leu Cys Val Asn Val Ala Cys Thr Gly Cys Leu
 30
 1 5 10 15
 <210> 9
 <211> 16
 <212> PRT
 35
 <213> Artificial Sequence
 <220>
 <223> Chemically Synthesized
 40
 <220>
 <221> MISC_FEATURE
 <222> (1)..(1)
 <223> wherein ASN is a D amino acid
 45
 <220>
 <221> MISC_FEATURE
 <222> (16)..(16)
 <223> wherein LEU is a D amino acid
 50
 <400> 9
 Asn Asp Glu Cys Glu Leu Cys Val Asn Val Ala Cys Thr Gly Cys Leu
 1 5 10 15
 55
 <210> 10
 <211> 16

<212> PRT
 <213> Artificial Sequence

<220>
 <223> Chemically Synthesized

<220>
 <221> MISC_FEATURE
 <222> (1)..(1)
 <223> wherein ASN is a D amino acid

<220>
 <221> MISC_FEATURE
 <222> (2)..(2)
 <223> wherein ASP is a D amino acid

<220>
 <221> MISC_FEATURE
 <222> (16)..(16)
 <223> wherein LEU is a D amino acid

<400> 10

Asn	Asp	Glu	Cys	Glu	Leu	Cys	Val	Asn	Val	Ala	Cys	Thr	Gly	Cys	Leu
1				5				10						15	

<210> 11
 <211> 16
 <212> PRT
 <213> Artificial Sequence

<220>
 <223> Chemically Synthesized

<220>
 <221> MISC_FEATURE
 <222> (1)..(1)
 <223> wherein ASN is a D amino acid

<220>
 <221> MISC_FEATURE
 <222> (2)..(2)
 <223> wherein ASP is a D amino acid

<220>
 <221> MISC_FEATURE
 <222> (3)..(3)
 <223> wherein GLU is a D amino acid

<220>
 <221> MISC_FEATURE
 <222> (16)..(16)
 <223> wherein LEU is a D amino acid

<400> 11

Asn	Asp	Glu	Cys	Glu	Leu	Cys	Val	Asn	Val	Ala	Cys	Thr	Gly	Cys	Leu
1				5				10						15	

EP 2 923 706 A1

5
 <210> 12
 <211> 16
 <212> PRT
 <213> Artificial Sequence

 <220>
 <223> Chemically Synthesized

 10
 <220>
 <221> MISC_FEATURE
 <222> (1)..(1)
 <223> wherein ASN is a D amino acid

 <400> 12
 15
 Asn Asp Glu Cys Glu Leu Cys Val Asn Val Ala Cys Thr Gly Cys Leu
 1 5 10 15

 20
 <210> 13
 <211> 16
 <212> PRT
 <213> Artificial Sequence

 <220>
 <223> Chemically Synthesized
 25

 <220>
 <221> MISC_FEATURE
 <222> (1)..(1)
 <223> wherein ASN is a D amino acid
 30

 <220>
 <221> MISC_FEATURE
 <222> (6)..(6)
 <223> wherein LEU is a D amino acid
 35

 <220>
 <221> MISC_FEATURE
 <222> (16)..(16)
 <223> wherein LEU is a D amino acid
 40

 <400> 13
 45
 Asn Asp Glu Cys Glu Leu Cys Val Asn Val Ala Cys Thr Gly Cys Leu
 1 5 10 15

 50
 <210> 14
 <211> 15
 <212> PRT
 <213> Artificial Sequence

 <220>
 <223> Chemically Synthesized

 <400> 14
 55
 Asn Asp Glu Cys Glu Leu Cys Val Asn Val Ala Cys Thr Gly Cys
 1 5 10 15

5
 <210> 15
 <211> 16
 <212> PRT
 <213> Artificial Sequence
 <220>
 <223> Chemically Synthesized
 10
 <220>
 <221> MISC_FEATURE
 <222> (1) .. (1)
 <223> wherein ASN at position 1 is attached to polyethylene glycol
 15
 <220>
 <221> MISC_FEATURE
 <222> (16) .. (16)
 <223> wherein LEU is a D amino acid
 20
 <220>
 <221> MISC_FEATURE
 <222> (16) .. (16)
 <223> wherein LEU at position 16 is attached to polyethylene glycol
 <400> 15
 25
 Asn Asp Glu Cys Glu Leu Cys Val Asn Val Ala Cys Thr Gly Cys Leu
 1 5 10 15
 30
 <210> 16
 <211> 16
 <212> PRT
 <213> Artificial Sequence
 <220>
 <223> Chemically Synthesized
 35
 <220>
 <221> MISC_FEATURE
 <222> (1) .. (1)
 <223> wherein ASN at position 1 is attached to polyethylene glycol
 40
 <220>
 <221> MISC_FEATURE
 <222> (1) .. (1)
 <223> wherein ASN is a D amino acid
 45
 <220>
 <221> MISC_FEATURE
 <222> (16) .. (16)
 <223> wherein LEU is a D amino acid
 50
 <220>
 <221> MISC_FEATURE
 <222> (16) .. (16)
 <223> wherein LEU at position 16 is attached to polyethylene glycol
 55
 <400> 16
 Asn Asp Glu Cys Glu Leu Cys Val Asn Val Ala Cys Thr Gly Cys Leu

1 5 10 15

5
 <210> 17
 <211> 16
 <212> PRT
 <213> Artificial Sequence

10
 <220>
 <223> Chemically Synthesized

15
 <220>
 <221> MISC_FEATURE
 <222> (1)..(1)
 <223> wherein ASN at position 1 is attached to polyethylene glycol

20
 <220>
 <221> MISC_FEATURE
 <222> (1)..(1)
 <223> wherein ASN is a D amino acid

25
 <220>
 <221> MISC_FEATURE
 <222> (2)..(2)
 <223> wherein ASP is a D amino acid

30
 <220>
 <221> MISC_FEATURE
 <222> (16)..(16)
 <223> wherein LEU is a D amino acid

35
 <220>
 <221> MISC_FEATURE
 <222> (16)..(16)
 <223> wherein LEU at position 16 is attached to polyethylene glycol

40
 <400> 17

45
 Asn Asp Glu Cys Glu Leu Cys Val Asn Val Ala Cys Thr Gly Cys Leu
 1 5 10 15

50
 <210> 18
 <211> 16
 <212> PRT
 <213> Artificial Sequence

55
 <220>
 <223> Chemically Synthesized

60
 <220>
 <221> MISC_FEATURE
 <222> (1)..(1)
 <223> wherein ASN is a D amino acid

65
 <220>
 <221> MISC_FEATURE
 <222> (16)..(16)
 <223> wherein LEU at position 16 is attached to polyethylene glycol

70
 <220>

<221> MISC_FEATURE
 <222> (16)..(16)
 <223> wherein LEU is a D amino acid
 5 <400> 18
 Asn Asp Glu Cys Glu Leu Cys Val Asn Val Ala Cys Thr Gly Cys Leu
 1 5 10 15
 10 <210> 19
 <211> 16
 <212> PRT
 <213> Artificial Sequence
 15 <220>
 <223> Chemically Synthesized
 <220>
 20 <221> MISC_FEATURE
 <222> (1)..(1)
 <223> wherein ASN at position 1 is attached to polyethylene glycol
 <220>
 <221> MISC_FEATURE
 25 <222> (16)..(16)
 <223> wherein LEU is a D amino acid
 <400> 19
 Asn Asp Glu Cys Glu Leu Cys Val Asn Val Ala Cys Thr Gly Cys Leu
 30 1 5 10 15
 <210> 20
 <211> 16
 <212> PRT
 35 <213> Artificial Sequence
 <220>
 <223> Chemically Synthesized
 40 <220>
 <221> MISC_FEATURE
 <222> (1)..(1)
 <223> wherein ASN at position 1 is attached to polyethylene glycol
 45 <220>
 <221> MISC_FEATURE
 <222> (1)..(1)
 <223> wherein ASN is a D amino acid
 50 <220>
 <221> MISC_FEATURE
 <222> (16)..(16)
 <223> wherein LEU is a D amino acid
 55 <400> 20
 Asn Asp Glu Cys Glu Leu Cys Val Asn Val Ala Cys Thr Gly Cys Leu
 1 5 10 15

5
 <210> 21
 <211> 16
 <212> PRT
 <213> Artificial Sequence

 <220>
 <223> Chemically Synthesized

 10
 <220>
 <221> MISC_FEATURE
 <222> (16)..(16)
 <223> wherein LEU at position 16 is attached to polyethylene glycol

 15
 <220>
 <221> MISC_FEATURE
 <222> (16)..(16)
 <223> wherein LEU is a D amino acid

 20
 <400> 21
 Asn Asp Glu Cys Glu Leu Cys Val Asn Val Ala Cys Thr Gly Cys Leu
 1 5 10 15

 25
 <210> 22
 <211> 16
 <212> PRT
 <213> Artificial Sequence

 30
 <220>
 <223> Chemically Synthesized

 35
 <220>
 <221> MISC_FEATURE
 <222> (1)..(1)
 <223> wherein ASN at position 1 is attached to polyethylene glycol

 40
 <220>
 <221> MISC_FEATURE
 <222> (1)..(1)
 <223> wherein ASN is a D amino acid

 45
 <220>
 <221> MISC_FEATURE
 <222> (2)..(2)
 <223> wherein ASP is a D amino acid

 50
 <220>
 <221> MISC_FEATURE
 <222> (3)..(3)
 <223> wherein GLU is a D amino acid

 55
 <220>
 <221> MISC_FEATURE

<222> (16)..(16)
 <223> wherein LEU at position 16 is attached to polyethylene glycol
 <400> 22

Asn Asp Glu Cys Glu Leu Cys Val Asn Val Ala Cys Thr Gly Cys Leu
 1 5 10 15

<210> 23
 <211> 16
 <212> PRT
 <213> Artificial Sequence

<220>
 <223> Chemically Synthesized

<220>
 <221> MISC_FEATURE
 <222> (1)..(1)
 <223> wherein ASN at position 1 is attached to polyethylene glycol

<220>
 <221> MISC_FEATURE
 <222> (1)..(1)
 <223> wherein ASN is a D amino acid

<220>
 <221> MISC_FEATURE
 <222> (2)..(2)
 <223> wherein ASP is a D amino acid

<220>
 <221> MISC_FEATURE
 <222> (3)..(3)
 <223> wherein GLU is a D amino acid

<220>
 <221> MISC_FEATURE
 <222> (16)..(16)
 <223> wherein LEU is a D amino acid

<400> 23

Asn Asp Glu Cys Glu Leu Cys Val Asn Val Ala Cys Thr Gly Cys Leu
 1 5 10 15

<210> 24
 <211> 16
 <212> PRT
 <213> Artificial Sequence

<220>
 <223> Chemically Synthesized

<220>
 <221> MISC_FEATURE
 <222> (1)..(1)
 <223> wherein ASN is a D amino acid

5 <220>
 <221> MISC_FEATURE
 <222> (2)..(2)
 <223> wherein ASP is a D amino acid

10 <220>
 <221> MISC_FEATURE
 <222> (3)..(3)
 <223> wherein GLU is a D amino acid

15 <220>
 <221> MISC_FEATURE
 <222> (16)..(16)
 <223> wherein LEU at position 16 is attached to polyethylene glycol

20 <220>
 <221> MISC_FEATURE
 <222> (16)..(16)
 <223> wherein LEU is a D amino acid

<400> 24
 Asn Asp Glu Cys Glu Leu Cys Val Asn Val Ala Cys Thr Gly Cys Leu
 1 5 10 15

25 <210> 25
 <211> 16
 <212> PRT
 <213> Artificial Sequence

30 <220>
 <223> Chemically Synthesized

35 <220>
 <221> MISC_FEATURE
 <222> (1)..(1)
 <223> wherein ASN is a D amino acid

40 <220>
 <221> MISC_FEATURE
 <222> (2)..(2)
 <223> wherein ASP is a D amino acid

45 <220>
 <221> MISC_FEATURE
 <222> (16)..(16)
 <223> wherein LEU at position 16 is attached to polyethylene glycol

50 <220>
 <221> MISC_FEATURE
 <222> (16)..(16)
 <223> wherein LEU is a D amino acid

<400> 25
 Asn Asp Glu Cys Glu Leu Cys Val Asn Val Ala Cys Thr Gly Cys Leu
 1 5 10 15

55 <210> 26
 <211> 16

<212> PRT
 <213> Artificial Sequence

 <220>
 5 <223> Chemically Synthesized

 <220>
 <221> MISC_FEATURE
 10 <222> (1)..(1)
 <223> wherein ASN at position 1 is attached to polyethylene glycol

 <220>
 <221> MISC_FEATURE
 15 <222> (1)..(1)
 <223> wherein ASN is a D amino acid

 <220>
 <221> MISC_FEATURE
 20 <222> (2)..(2)
 <223> wherein ASP is a D amino acid

 <220>
 <221> MISC_FEATURE
 25 <222> (16)..(16)
 <223> wherein LEU is a D amino acid

 <400> 26

 Asn Asp Glu Cys Glu Leu Cys Val Asn Val Ala Cys Thr Gly Cys Leu
 1 5 10 15
 30

 <210> 27
 <211> 16
 <212> PRT
 35 <213> Artificial Sequence

 <220>
 <223> Chemically Synthesized

 <220>
 40 <221> MISC_FEATURE
 <222> (1)..(1)
 <223> wherein ASN is a D amino acid

 <220>
 45 <221> MISC_FEATURE
 <222> (16)..(16)
 <223> wherein x is 3-(2-naphthyl)alanine

 <220>
 50 <221> MISC_FEATURE
 <222> (16)..(16)
 <223> wherein x is a D amino acid

 <400> 27
 55
 Asn Asp Glu Cys Glu Leu Cys Val Asn Val Ala Cys Thr Gly Cys Xaa
 1 5 10 15

EP 2 923 706 A1

5
 <210> 28
 <211> 16
 <212> PRT
 <213> Artificial Sequence

 <220>
 <223> Chemically Synthesized

 10
 <220>
 <221> MISC_FEATURE
 <222> (1)..(1)
 <223> wherein ASN is a D amino acid

 15
 <220>
 <221> MISC_FEATURE
 <222> (8)..(8)
 <223> wherein x at position 8 is alpha-amino isobutyric acid

 20
 <220>
 <221> MISC_FEATURE
 <222> (10)..(10)
 <223> wherein x at position 10 is alpha-amino isobutyric acid

 25
 <220>
 <221> MISC_FEATURE
 <222> (16)..(16)
 <223> wherein LEU is a D amino acid

 <400> 28
 Asn Asp Glu Cys Glu Leu Cys Xaa Asn Xaa Ala Cys Thr Gly Cys Leu
 1 5 10 15

 30

 35
 <210> 29
 <211> 16
 <212> PRT
 <213> Artificial Sequence

 <220>
 <223> Chemically Synthesized

 40
 <220>
 <221> MISC_FEATURE
 <222> (1)..(1)
 <223> wherein ASN is a D amino acid

 45
 <220>
 <221> MISC_FEATURE
 <222> (7)..(7)
 <223> wherein ASP at position 7 is attached to a Lactam bridge

 50
 <220>
 <221> MISC_FEATURE
 <222> (15)..(15)
 <223> wherein x at position 15 is ornithine

 55
 <220>
 <221> MISC_FEATURE
 <222> (16)..(16)
 <223> wherein LEU is a D amino acid

EP 2 923 706 A1

<400> 29

Asn Asp Glu Cys Glu Leu Asp Val Asn Val Ala Cys Thr Gly Xaa Leu
1 5 10 15

<210> 30

<211> 16

<212> PRT

<213> Artificial Sequence

<220>

<223> Chemically Synthesized

<220>

<221> MISC_FEATURE

<222> (1)..(1)

<223> wherein ASN is a D amino acid

<220>

<221> MISC_FEATURE

<222> (16)..(16)

<223> wherein LEU is a D amino acid

<400> 30

Asn Asp Glu Cys Glu Tyr Cys Val Asn Val Ala Cys Thr Gly Cys Leu
1 5 10 15

<210> 31

<211> 16

<212> PRT

<213> Artificial Sequence

<220>

<223> Chemically Synthesized

<220>

<221> MISC_FEATURE

<222> (1)..(1)

<223> wherein ASN is a D amino acid

<220>

<221> MISC_FEATURE

<222> (16)..(16)

<223> wherein LEU is a D amino acid

<400> 31

Asn Asp Glu Cys Glu Ser Cys Val Asn Val Ala Cys Thr Gly Cys Leu
1 5 10 15

<210> 32

<211> 16

<212> PRT

<213> Artificial Sequence

<220>

<223> Chemically Synthesized

<220>

<221> MISC_FEATURE

<222> (1)..(1)

<223> wherein ASN at position 1 is attached to polyethylene glycol

<220>

<221> MISC_FEATURE

<222> (1)..(1)

<223> wherein ASN is a D amino acid

<220>

<221> MISC_FEATURE

<222> (16)..(16)

<223> wherein LEU is a D amino acid

<220>

<221> MISC_FEATURE

<222> (16)..(16)

<223> wherein LEU at position 16 is attached to polyethylene glycol

<400> 32

Asn	Asp	Glu	Cys	Glu	Tyr	Cys	Val	Asn	Val	Ala	Cys	Thr	Gly	Cys	Leu
1				5				10					15		

<210> 33

<211> 16

<212> PRT

<213> Artificial Sequence

<220>

<223> Chemically Synthesized

<220>

<221> MISC_FEATURE

<222> (1)..(1)

<223> wherein ASN at position 1 is attached to polyethylene glycol

<220>

<221> MISC_FEATURE

<222> (1)..(1)

<223> wherein ASN is a D amino acid

<220>

<221> MISC_FEATURE

<222> (16)..(16)

<223> wherein LEU is a D amino acid

<400> 33

Asn	Asp	Glu	Cys	Glu	Tyr	Cys	Val	Asn	Val	Ala	Cys	Thr	Gly	Cys	Leu
1				5				10					15		

<210> 34

<211> 16

<212> PRT

<213> Artificial Sequence

<220>
 <223> Chemically Synthesized

5
 <220>
 <221> MISC_FEATURE
 <222> (1)..(1)
 <223> wherein ASN is a D amino acid

10
 <220>
 <221> MISC_FEATURE
 <222> (16)..(16)
 <223> wherein LEU at position 16 is attached to polyethylene glycol

15
 <220>
 <221> MISC_FEATURE
 <222> (16)..(16)
 <223> wherein LEU is a D amino acid

<400> 34

20
 Asn Asp Glu Cys Glu Tyr Cys Val Asn Val Ala Cys Thr Gly Cys Leu
 1 5 10 15

25
 <210> 35
 <211> 16
 <212> PRT
 <213> Artificial Sequence

30
 <220>
 <223> Chemically Synthesized

35
 <220>
 <221> MISC_FEATURE
 <222> (1)..(1)
 <223> wherein ASN at position 1 is attached to polyethylene glycol

40
 <220>
 <221> MISC_FEATURE
 <222> (1)..(1)
 <223> wherein ASN is a D amino acid

45
 <220>
 <221> MISC_FEATURE
 <222> (16)..(16)
 <223> wherein LEU is a D amino acid

50
 <220>
 <221> MISC_FEATURE
 <222> (16)..(16)
 <223> wherein LEU at position 16 is attached to polyethylene glycol

<400> 35

Asn Asp Glu Cys Glu Ser Cys Val Asn Val Ala Cys Thr Gly Cys Leu
 1 5 10 15

55
 <210> 36
 <211> 16

<212> PRT
 <213> Artificial Sequence

<220>
 <223> Chemically Synthesized

<220>
 <221> MISC_FEATURE
 <222> (1)..(1)
 <223> wherein ASN at position 1 is attached to polyethylene glycol

<220>
 <221> MISC_FEATURE
 <222> (1)..(1)
 <223> wherein ASN is a D amino acid

<220>
 <221> MISC_FEATURE
 <222> (16)..(16)
 <223> wherein LEU is a D amino acid

<400> 36

Asn	Asp	Glu	Cys	Glu	Ser	Cys	Val	Asn	Val	Ala	Cys	Thr	Gly	Cys	Leu
1				5					10					15	

<210> 37
 <211> 16
 <212> PRT
 <213> Artificial Sequence

<220>
 <223> Chemically Synthesized

<220>
 <221> MISC_FEATURE
 <222> (1)..(1)
 <223> wherein ASN is a D amino acid

<220>
 <221> MISC_FEATURE
 <222> (16)..(16)
 <223> wherein LEU at position 16 is attached to polyethylene glycol

<220>
 <221> MISC_FEATURE
 <222> (16)..(16)
 <223> wherein LEU is a D amino acid

<400> 37

Asn	Asp	Glu	Cys	Glu	Ser	Cys	Val	Asn	Val	Ala	Cys	Thr	Gly	Cys	Leu
1				5					10					15	

<210> 38
 <211> 16
 <212> PRT
 <213> Artificial Sequence

EP 2 923 706 A1

<220>
 <223> Chemically Synthesized
 <400> 38

Asn Asp Glu Cys Glu Leu Cys Val Asn Val Ala Cys Thr Gly Cys Ser
 1 5 10 15

<210> 39
 <211> 16
 <212> PRT
 <213> Artificial Sequence

<220>
 <223> Chemically Synthesized

<220>
 <221> MISC_FEATURE
 <222> (1)..(1)
 <223> wherein ASN at position 1 is attached to polyethylene glycol

<220>
 <221> MISC_FEATURE
 <222> (16)..(16)
 <223> wherein SER at position 16 is attached to polyethylene glycol

<400> 39

Asn Asp Glu Cys Glu Leu Cys Val Asn Val Ala Cys Thr Gly Cys Ser
 1 5 10 15

<210> 40
 <211> 16
 <212> PRT
 <213> Artificial Sequence

<220>
 <223> Chemically Synthesized

<220>
 <221> MISC_FEATURE
 <222> (1)..(1)
 <223> wherein ASN at position 1 is attached to polyethylene glycol

<400> 40

Asn Asp Glu Cys Glu Leu Cys Val Asn Val Ala Cys Thr Gly Cys Ser
 1 5 10 15

<210> 41
 <211> 16
 <212> PRT
 <213> Artificial Sequence

<220>
 <223> Chemically Synthesized

EP 2 923 706 A1

<220>
 <221> MISC_FEATURE
 <222> (16)..(16)
 <223> wherein SER at position 16 is attached to polyethylene glycol
 5
 <400> 41

 Asn Asp Glu Cys Glu Leu Cys Val Asn Val Ala Cys Thr Gly Cys Ser
 1 5 10 15
 10
 <210> 42
 <211> 16
 <212> PRT
 <213> Artificial Sequence
 15
 <220>
 <223> Chemically Synthesized

 <220>
 <221> MISC_FEATURE
 <222> (1)..(1)
 <223> wherein ASN at position 1 is attached to polyethylene glycol
 20
 <220>
 <221> MISC_FEATURE
 <222> (16)..(16)
 <223> wherein SER is a D amino acid
 25
 <220>
 <221> MISC_FEATURE
 <222> (16)..(16)
 <223> wherein SER at position 16 is attached to polyethylene glycol
 30
 <400> 42

 Asn Asp Glu Cys Glu Leu Cys Val Asn Val Ala Cys Thr Gly Cys Ser
 1 5 10 15
 35
 <210> 43
 <211> 16
 <212> PRT
 <213> Artificial Sequence
 40
 <220>
 <223> Chemically Synthesized
 45
 <220>
 <221> MISC_FEATURE
 <222> (1)..(1)
 <223> wherein ASN at position 1 is attached to polyethylene glycol
 50
 <220>
 <221> MISC_FEATURE
 <222> (16)..(16)
 <223> wherein SER is a D amino acid
 55
 <400> 43

 Asn Asp Glu Cys Glu Leu Cys Val Asn Val Ala Cys Thr Gly Cys Ser

1 5 10 15

<210> 44
 <211> 16
 <212> PRT
 <213> Artificial Sequence

<220>
 <223> Chemically Synthesized

<220>
 <221> MISC_FEATURE
 <222> (16)..(16)
 <223> wherein SER at position 16 is attached to polyethylene glycol

<220>
 <221> MISC_FEATURE
 <222> (16)..(16)
 <223> wherein SER is a D amino acid

<400> 44

Asn	Asp	Glu	Cys	Glu	Leu	Cys	Val	Asn	Val	Ala	Cys	Thr	Gly	Cys	Ser
1				5				10						15	

<210> 45
 <211> 16
 <212> PRT
 <213> Artificial Sequence

<220>
 <223> Chemically Synthesized

<220>
 <221> MISC_FEATURE
 <222> (5)..(6)
 <223> x is natural, unnatural, an analogue, L, D, or methylated amino acid or any combination

<220>
 <221> MISC_FEATURE
 <222> (8)..(11)
 <223> x is natural, unnatural, an analogue, L, D, or methylated amino acid or any combination

<220>
 <221> MISC_FEATURE
 <222> (13)..(14)
 <223> x is natural, unnatural, an analogue, L, D, or methylated amino acid or any combination

<220>
 <221> MISC_FEATURE
 <222> (16)..(16)
 <223> x is natural, unnatural, an analogue, L, D, or methylated amino acid or any combination

<400> 45

EP 2 923 706 A1

Asn Asp Glu Cys Xaa Xaa Cys Xaa Xaa Xaa Xaa Cys Xaa Xaa Cys Xaa
 1 5 10 15

5 <210> 46
 <211> 14
 <212> PRT
 <213> Artificial Sequence

10 <220>
 <223> Chemically Synthesized

15 <220>
 <221> MISC_FEATURE
 <222> (1)..(1)
 <223> x is natural, unnatural or an analogue, one, two or three
 residues in length

20 <220>
 <221> MISC_FEATURE
 <222> (1)..(1)
 <223> x may be L, D, or a methylated amino acid or any combination
 thereof

25 <220>
 <221> MISC_FEATURE
 <222> (3)..(4)
 <223> x is natural, unnatural, analogue, L, D, or methylated amino acid
 or any combination

30 <220>
 <221> MISC_FEATURE
 <222> (6)..(9)
 <223> x is natural, unnatural, analogue, L, D, or methylated amino acid
 or any combination

35 <220>
 <221> MISC_FEATURE
 <222> (11)..(12)
 <223> x is natural, unnatural, analogue, L, D, or methylated amino acid
 or any combination

40 <220>
 <221> MISC_FEATURE
 <222> (14)..(14)
 <223> x may be L, D, or a methylated amino acid or any combination
 thereof

45 <220>
 <221> MISC_FEATURE
 <222> (14)..(14)
 <223> x is natural, unnatural or an analogue, zero or one residue in
 length

50 <400> 46

Xaa Cys Xaa Xaa Cys Xaa Xaa Xaa Xaa Cys Xaa Xaa Cys Xaa
 1 5 10

55 <210> 47
 <211> 14

<212> PRT
 <213> Artificial Sequence

<220>
 <223> Chemically Synthesized

<220>
 <221> MISC_FEATURE
 <222> (1)..(1)
 <223> x is natural, unnatural or an analogue, one, two or three
 residues in length

<220>
 <221> MISC_FEATURE
 <222> (1)..(1)
 <223> x may be L, D, or a methylated amino acid or any combination
 thereof

<220>
 <221> MISC_FEATURE
 <222> (2)..(2)
 <223> wherein x is a cysteine, penicillamine homocysteine, or
 3-mercaptoproline

<220>
 <221> MISC_FEATURE
 <222> (4)..(4)
 <223> x is natural, unnatural, analogue, L, D, or methylated amino acid
 or any combination

<220>
 <221> MISC_FEATURE
 <222> (5)..(5)
 <223> wherein x is a cysteine, penicillamine homocysteine, or
 3-mercaptoproline

<220>
 <221> MISC_FEATURE
 <222> (10)..(10)
 <223> wherein x is a cysteine, penicillamine homocysteine, or
 3-mercaptoproline

<220>
 <221> MISC_FEATURE
 <222> (13)..(13)
 <223> wherein x is a cysteine, penicillamine homocysteine, or
 3-mercaptoproline

<220>
 <221> MISC_FEATURE
 <222> (14)..(14)
 <223> x is natural, unnatural or an analogue, zero or one residue in
 length

<220>
 <221> MISC_FEATURE
 <222> (14)..(14)
 <223> x may be L, D, or a methylated amino acid or any combination
 thereof

<400> 47

EP 2 923 706 A1

Xaa Xaa Glu Xaa Xaa Val Asn Val Ala Xaa Thr Gly Xaa Xaa
1 5 10

5 <210> 48
<211> 14
<212> PRT
<213> Artificial Sequence

10 <220>
<223> Chemically Synthesized

15 <220>
<221> MISC_FEATURE
<222> (1)..(1)
<223> x is natural, unnatural or an analogue, one, two or three
residues in length

20 <220>
<221> MISC_FEATURE
<222> (1)..(1)
<223> x may be L, D, or a methylated amino acid or any combination
thereof

25 <220>
<221> MISC_FEATURE
<222> (2)..(2)
<223> wherein x is a cysteine, penicillamine homocysteine, or
3-mercaptoproline

30 <220>
<221> misc_feature
<222> (3)..(4)
<223> Xaa can be any naturally occurring amino acid

35 <220>
<221> MISC_FEATURE
<222> (5)..(5)
<223> wherein x is a cysteine, penicillamine homocysteine, or
3-mercaptoproline

40 <220>
<221> MISC_FEATURE
<222> (6)..(9)
<223> x is natural, unnatural, analogue, L, D, or methylated amino acid
or any combination

45 <220>
<221> MISC_FEATURE
<222> (10)..(10)
<223> wherein x is a cysteine, penicillamine homocysteine, or
3-mercaptoproline

50 <220>
<221> MISC_FEATURE
<222> (11)..(12)
<223> x is natural, unnatural, analogue, L, D, or methylated amino acid
or any combination

55 <220>
<221> MISC_FEATURE
<222> (13)..(13)

<223> wherein x is a cysteine, penicillamine homocysteine, or 3-mercaptoproline

<220>

<221> MISC_FEATURE

<222> (14)..(14)

<223> x is natural, unnatural or an analogue, zero or one residue in length

<220>

<221> MISC_FEATURE

<222> (14)..(14)

<223> x may be L, D, or a methylated amino acid or any combination thereof

<400> 48

Xaa Xaa Xaa Xaa Xaa Xaa Xaa Xaa Xaa Xaa Xaa Xaa Xaa Xaa
1 5 10

<210> 49

<211> 16

<212> PRT

<213> Artificial Sequence

<220>

<223> Chemically Synthesized

<220>

<221> MISC_FEATURE

<222> (5)..(6)

<223> x is natural, unnatural, analogue, L, D, or methylated amino acid or any combination

<220>

<221> MISC_FEATURE

<222> (8)..(8)

<223> x is natural, unnatural, analogue, L, D, or methylated amino acid or any combination

<220>

<221> MISC_FEATURE

<222> (10)..(11)

<223> x is natural, unnatural, analogue, L, D, or methylated amino acid or any combination

<220>

<221> MISC_FEATURE

<222> (13)..(14)

<223> x is natural, unnatural, analogue, L, D, or methylated amino acid or any combination

<220>

<221> MISC_FEATURE

<222> (16)..(16)

<223> x is natural, unnatural, analogue, L, D, or methylated amino acid or any combination

<400> 49

Asn Asp Asp Cys Xaa Xaa Cys Xaa Asn Xaa Xaa Cys Xaa Xaa Cys Xaa

EP 2 923 706 A1

	1	5	10	15
5	<210>	50		
	<211>	16		
	<212>	PRT		
	<213>	Artificial Sequence		
	<220>			
10	<223>	Chemically Synthesized		
	<220>			
	<221>	MISC_FEATURE		
	<222>	(1)..(1)		
15	<223>	wherein ASN is a D amino acid		
	<220>			
	<221>	MISC_FEATURE		
	<222>	(5)..(6)		
20	<223>	x is natural, unnatural, analogue, L, D, or methylated amino acid or any combination		
	<220>			
	<221>	MISC_FEATURE		
	<222>	(8)..(8)		
25	<223>	x is natural, unnatural, analogue, L, D, or methylated amino acid or any combination		
	<220>			
	<221>	MISC_FEATURE		
	<222>	(8)..(8)		
30	<223>	x may be zero, one, two, three, four, five or six residues in length		
	<220>			
	<221>	MISC_FEATURE		
	<222>	(10)..(11)		
35	<223>	x is natural, unnatural, analogue, L, D, or methylated amino acid or any combination		
	<220>			
	<221>	MISC_FEATURE		
	<222>	(13)..(14)		
40	<223>	x is natural, unnatural, analogue, L, D, or methylated amino acid or any combination		
	<220>			
	<221>	MISC_FEATURE		
	<222>	(16)..(16)		
45	<223>	x is natural, unnatural, analogue, L, D, or methylated amino acid or any combination		
	<220>			
	<221>	MISC_FEATURE		
	<222>	(16)..(16)		
50	<223>	wherein x is a D amino acid		
	<400>	50		
55	Asn	Glu	Glu	Cys
	1	5	10	15
	Xaa	Xaa	Cys	Xaa
	Xaa	Asn	Xaa	Xaa
	Cys	Xaa	Xaa	Cys
	Xaa	Xaa	Cys	Xaa

<210> 51
 <211> 16
 <212> PRT
 <213> Artificial Sequence

5

<220>
 <223> Chemically Synthesized

10

<220>
 <221> MISC_FEATURE
 <222> (1)..(1)
 <223> wherein ASN is a D amino acid

15

<220>
 <221> MISC_FEATURE
 <222> (2)..(2)
 <223> wherein GLU is a D amino acid

20

<220>
 <221> MISC_FEATURE
 <222> (5)..(6)
 <223> x is natural, unnatural, analogue, L, D, or methylated amino acid
 or any combination

25

<220>
 <221> MISC_FEATURE
 <222> (8)..(8)
 <223> x is natural, unnatural, analogue, L, D, or methylated amino acid
 or any combination

30

<220>
 <221> MISC_FEATURE
 <222> (10)..(11)
 <223> x is natural, unnatural, analogue, L, D, or methylated amino acid
 or any combination

35

<220>
 <221> MISC_FEATURE
 <222> (13)..(14)
 <223> x is natural, unnatural, analogue, L, D, or methylated amino acid
 or any combination

40

<220>
 <221> MISC_FEATURE
 <222> (16)..(16)
 <223> wherein x is a D amino acid

45

<220>
 <221> MISC_FEATURE
 <222> (16)..(16)
 <223> x is natural, unnatural, analogue, L, D, or methylated amino acid
 or any combination

50

<400> 51

Asn Glu Asp Cys Xaa Xaa Cys Xaa Asn Xaa Xaa Cys Xaa Xaa Cys Xaa
 1 5 10 15

55

<210> 52
 <211> 16

<212> PRT
 <213> Artificial Sequence

5 <220>
 <223> Chemically Synthesized

10 <220>
 <221> MISC_FEATURE
 <222> (1)..(1)
 <223> wherein ASN is a D amino acid

15 <220>
 <221> MISC_FEATURE
 <222> (2)..(2)
 <223> wherein ASP is a D amino acid

20 <220>
 <221> MISC_FEATURE
 <222> (5)..(6)
 <223> x is natural, unnatural, analogue, L, D, or methylated amino acid
 or any combination

25 <220>
 <221> MISC_FEATURE
 <222> (8)..(8)
 <223> x is natural, unnatural, analogue, L, D, or methylated amino acid
 or any combination

30 <220>
 <221> MISC_FEATURE
 <222> (10)..(11)
 <223> x is natural, unnatural, analogue, L, D, or methylated amino acid
 or any combination

35 <220>
 <221> MISC_FEATURE
 <222> (13)..(14)
 <223> x is natural, unnatural, analogue, L, D, or methylated amino acid
 or any combination

40 <220>
 <221> MISC_FEATURE
 <222> (16)..(16)
 <223> wherein x is a D amino acid

45 <220>
 <221> MISC_FEATURE
 <222> (16)..(16)
 <223> x is natural, unnatural, analogue, L, D, or methylated amino acid
 or any combination

<400> 52

50 Asn Asp Glu Cys Xaa Xaa Cys Xaa Asn Xaa Xaa Cys Xaa Xaa Cys Xaa
 1 5 10 15

55 <210> 53
 <211> 16
 <212> PRT
 <213> Artificial Sequence

<220>
 <223> Chemically Synthesized

5
 <220>
 <221> MISC_FEATURE
 <222> (1)..(1)
 <223> wherein ASN is a D amino acid

10
 <220>
 <221> MISC_FEATURE
 <222> (2)..(2)
 <223> wherein ASP is a D amino acid

15
 <220>
 <221> MISC_FEATURE
 <222> (3)..(3)
 <223> wherein GLU is a D amino acid

20
 <220>
 <221> MISC_FEATURE
 <222> (5)..(6)
 <223> x is natural, unnatural, analogue, L, D, or methylated amino acid
 or any combination

25
 <220>
 <221> MISC_FEATURE
 <222> (8)..(8)
 <223> x is natural, unnatural, analogue, L, D, or methylated amino acid
 or any combination

30
 <220>
 <221> MISC_FEATURE
 <222> (10)..(11)
 <223> x is natural, unnatural, analogue, L, D, or methylated amino acid
 or any combination

35
 <220>
 <221> MISC_FEATURE
 <222> (13)..(14)
 <223> x is natural, unnatural, analogue, L, D, or methylated amino acid
 or any combination

40
 <220>
 <221> MISC_FEATURE
 <222> (16)..(16)
 <223> wherein x is a D amino acid

45
 <220>
 <221> MISC_FEATURE
 <222> (16)..(16)
 <223> x is natural, unnatural, analogue, L, D, or methylated amino acid
 or any combination

50
 <400> 53

Asn	Asp	Glu	Cys	Xaa	Xaa	Cys	Xaa	Tyr	Xaa	Xaa	Cys	Xaa	Xaa	Cys	Xaa
1				5				10						15	

55
 <210> 54
 <211> 16
 <212> PRT

<213> Artificial Sequence

<220>

<223> Chemically Synthesized

<220>

<221> MISC_FEATURE

<222> (1)..(1)

<223> wherein ASN is a D amino acid

<220>

<221> MISC_FEATURE

<222> (2)..(2)

<223> wherein GLU is a D amino acid

<220>

<221> MISC_FEATURE

<222> (3)..(3)

<223> wherein GLU is a D amino acid

<220>

<221> MISC_FEATURE

<222> (5)..(6)

<223> x is natural, unnatural, analogue, L, D, or methylated amino acid or any combination

<220>

<221> MISC_FEATURE

<222> (8)..(8)

<223> x is natural, unnatural, analogue, L, D, or methylated amino acid or any combination

<220>

<221> MISC_FEATURE

<222> (10)..(11)

<223> x is natural, unnatural, analogue, L, D, or methylated amino acid or any combination

<220>

<221> MISC_FEATURE

<222> (13)..(14)

<223> x is natural, unnatural, analogue, L, D, or methylated amino acid or any combination

<220>

<221> MISC_FEATURE

<222> (16)..(16)

<223> wherein x is a D amino acid

<220>

<221> MISC_FEATURE

<222> (16)..(16)

<223> x is natural, unnatural, analogue, L, D, or methylated amino acid or any combination

<400> 54

Asn	Glu	Glu	Cys	Xaa	Xaa	Cys	Xaa	Tyr	Xaa	Xaa	Cys	Xaa	Xaa	Cys	Xaa
1				5				10					15		

<210> 55

EP 2 923 706 A1

<211> 14
 <212> PRT
 <213> Artificial Sequence
 5
 <220>
 <223> Chemically Synthesized
 <400> 55
 10 Cys Cys Glu Tyr Cys Cys Asn Pro Ala Cys Thr Gly Cys Tyr
 1 5 10
 <210> 56
 <211> 13
 15 <212> PRT
 <213> Artificial Sequence
 <220>
 <223> Chemically Synthesized
 20 <400> 56
 Cys Cys Glu Tyr Cys Cys Asn Pro Ala Cys Thr Gly Cys
 1 5 10
 25 <210> 57
 <211> 14
 <212> PRT
 <213> Artificial Sequence
 30 <220>
 <223> Chemically Synthesized
 <220>
 35 <221> MISC_FEATURE
 <222> (1)..(1)
 <223> wherein CYS at position 1 is attached to polyethylene glycol
 <220>
 40 <221> MISC_FEATURE
 <222> (14)..(14)
 <223> wherein TYR at position 14 is attached to polyethylene glycol
 <400> 57
 Cys Cys Glu Tyr Cys Cys Asn Pro Ala Cys Thr Gly Cys Tyr
 45 1 5 10
 <210> 58
 <211> 16
 50 <212> PRT
 <213> Artificial Sequence
 <220>
 <223> Chemically Synthesized
 55 <400> 58
 Asn Phe Cys Cys Glu Ser Cys Cys Asn Pro Ala Cys Thr Gly Cys Tyr

EP 2 923 706 A1

1 5 10 15

5
 <210> 59
 <211> 16
 <212> PRT
 <213> Artificial Sequence

10
 <220>
 <223> Chemically Synthesized

15
 Asn Phe Cys Cys Glu Phe Cys Cys Asn Pro Ala Cys Thr Gly Cys Tyr
 1 5 10 15

20
 <210> 60
 <211> 14
 <212> PRT
 <213> Artificial Sequence

25
 <220>
 <221> MISC_FEATURE
 <222> (14)..(14)
 <223> wherein TYR is a D amino acid

30
 <400> 60

35
 Cys Cys Glu Tyr Cys Cys Asn Pro Ala Cys Thr Gly Cys Tyr
 1 5 10

40
 <210> 61
 <211> 14
 <212> PRT
 <213> Artificial Sequence

45
 <220>
 <223> Chemically Synthesized

50
 <220>
 <221> MISC_FEATURE
 <222> (1)..(1)
 <223> wherein CYS at position 1 is attached to polyethylene glycol

55
 <400> 61

Cys Cys Glu Tyr Cys Cys Asn Pro Ala Cys Thr Gly Cys Tyr
 1 5 10

<210> 62
 <211> 16
 <212> PRT
 <213> Artificial Sequence

<220>

EP 2 923 706 A1

<223> Chemically Synthesized

<400> 62

5 Asn Phe Cys Cys Glu Thr Cys Cys Asn Pro Ala Cys Thr Gly Cys Tyr
1 5 10 15

<210> 63

<211> 16

10 <212> PRT

<213> Artificial Sequence

<220>

<223> Chemically Synthesized

15

<220>

<221> MISC_FEATURE

<222> (16)..(16)

<223> wherein TYR is a D amino acid

20

<400> 63

Asn Phe Cys Cys Glu Ser Cys Cys Asn Pro Ala Cys Thr Gly Cys Tyr
1 5 10 15

25

<210> 64

<211> 16

<212> PRT

<213> Artificial Sequence

30

<220>

<223> Chemically Synthesized

<220>

<221> MISC_FEATURE

<222> (1)..(1)

<223> wherein ASN is a D amino acid

35

<400> 64

Asn Phe Cys Cys Glu Ser Cys Cys Asn Pro Ala Cys Thr Gly Cys Tyr
1 5 10 15

40

<210> 65

<211> 16

<212> PRT

<213> Artificial Sequence

45

<220>

<223> Chemically Synthesized

50

<220>

<221> MISC_FEATURE

<222> (1)..(1)

<223> wherein ASN is a D amino acid

55

<220>

EP 2 923 706 A1

<221> MISC_FEATURE
 <222> (16) .. (16)
 <223> wherein TYR is a D amino acid
 5 <400> 65
 Asn Phe Cys Cys Glu Ser Cys Cys Asn Pro Ala Cys Thr Gly Cys Tyr
 1 5 10 15
 10 <210> 66
 <211> 16
 <212> PRT
 <213> Artificial Sequence
 15 <220>
 <223> Chemically Synthesized
 20 <220>
 <221> MISC_FEATURE
 <222> (16) .. (16)
 <223> wherein TYR is a D amino acid
 <400> 66
 25 Asn Phe Cys Cys Glu Thr Cys Cys Asn Pro Ala Cys Thr Gly Cys Tyr
 1 5 10 15
 30 <210> 67
 <211> 16
 <212> PRT
 <213> Artificial Sequence
 <220>
 <223> Chemically Synthesized
 35 <220>
 <221> MISC_FEATURE
 <222> (1) .. (1)
 <223> wherein ASN is a D amino acid
 40 <400> 67
 Asn Phe Cys Cys Glu Thr Cys Cys Asn Pro Ala Cys Thr Gly Cys Tyr
 1 5 10 15
 45 <210> 68
 <211> 16
 <212> PRT
 <213> Artificial Sequence
 50 <220>
 <223> Chemically Synthesized
 55 <220>
 <221> MISC_FEATURE
 <222> (1) .. (1)
 <223> wherein ASN is a D amino acid

EP 2 923 706 A1

<220>
 <221> MISC_FEATURE
 <222> (16)..(16)
 <223> wherein TYR is a D amino acid
 5
 <400> 68
 Asn Phe Cys Cys Glu Thr Cys Cys Asn Pro Ala Cys Thr Gly Cys Tyr
 1 5 10 15
 10
 <210> 69
 <211> 16
 <212> PRT
 <213> Artificial Sequence
 15
 <220>
 <223> Chemically Synthesized
 20
 <220>
 <221> MISC_FEATURE
 <222> (16)..(16)
 <223> wherein TYR is a D amino acid
 <400> 69
 25
 Asn Phe Cys Cys Glu Phe Cys Cys Asn Pro Ala Cys Thr Gly Cys Tyr
 1 5 10 15
 30
 <210> 70
 <211> 16
 <212> PRT
 <213> Artificial Sequence
 <220>
 <223> Chemically Synthesized
 35
 <220>
 <221> MISC_FEATURE
 <222> (1)..(1)
 <223> wherein ASN is a D amino acid
 40
 <400> 70
 Asn Phe Cys Cys Glu Phe Cys Cys Asn Pro Ala Cys Thr Gly Cys Tyr
 1 5 10 15
 45
 <210> 71
 <211> 16
 <212> PRT
 <213> Artificial Sequence
 50
 <220>
 <223> Chemically Synthesized
 55
 <220>
 <221> MISC_FEATURE

EP 2 923 706 A1

<222> (1)..(1)
 <223> wherein ASN is a D amino acid

 <220>
 5 <221> MISC_FEATURE
 <222> (16)..(16)
 <223> wherein TYR is a D amino acid

 <400> 71

 10 Asn Phe Cys Cys Glu Phe Cys Cys Asn Pro Ala Cys Thr Gly Cys Tyr
 1 5 10 15

 <210> 72
 15 <211> 14
 <212> PRT
 <213> Artificial Sequence

 <220>
 <223> Chemically Synthesized
 20

 <220>
 <221> MISC_FEATURE
 <222> (14)..(14)
 25 <223> wherein TYR at position 14 is attached to polyethylene glycol

 <400> 72

 Cys Cys Glu Tyr Cys Cys Asn Pro Ala Cys Thr Gly Cys Tyr
 1 5 10
 30

 <210> 73
 <211> 13
 <212> PRT
 <213> Artificial Sequence
 35

 <220>
 <223> Chemically Synthesized

 <220>
 40 <221> MISC_FEATURE
 <222> (1)..(1)
 <223> wherein CYS at position 1 is attached to polyethylene glycol

 <220>
 45 <221> MISC_FEATURE
 <222> (13)..(13)
 <223> wherein CYS at position 13 is attached to polyethylene glycol

 <400> 73

 50 Cys Cys Glu Tyr Cys Cys Asn Pro Ala Cys Thr Gly Cys
 1 5 10

 <210> 74
 55 <211> 13
 <212> PRT
 <213> Artificial Sequence

<220>
 <223> Chemically Synthesized

5 <220>
 <221> MISC_FEATURE
 <222> (1) .. (1)
 <223> wherein CYS at position 1 is attached to polyethylene glycol

10 <400> 74

Cys Cys Glu Tyr Cys Cys Asn Pro Ala Cys Thr Gly Cys
 1 5 10

15 <210> 75
 <211> 13
 <212> PRT
 <213> Artificial Sequence

20 <220>
 <223> Chemically Synthesized

<220>
 <221> MISC_FEATURE
 25 <222> (13) .. (13)
 <223> wherein CYS at position 13 is attached to polyethylene glycol

<400> 75

30 Cys Cys Glu Tyr Cys Cys Asn Pro Ala Cys Thr Gly Cys
 1 5 10

<210> 76
 <211> 16
 35 <212> PRT
 <213> Artificial Sequence

<220>
 <223> Chemically Synthesized

40 <220>
 <221> MISC_FEATURE
 <222> (1) .. (1)
 <223> wherein ASN at position 1 is attached to polyethylene glycol

45 <220>
 <221> MISC_FEATURE
 <222> (16) .. (16)
 <223> wherein TYR at position 16 is attached to polyethylene glycol

50 <400> 76

Asn Phe Cys Cys Glu Ser Cys Cys Asn Pro Ala Cys Thr Gly Cys Tyr
 1 5 10 15

55 <210> 77
 <211> 16

<212> PRT
 <213> Artificial Sequence

<220>
 <223> Chemically Synthesized

<220>
 <221> MISC_FEATURE
 <222> (1)..(1)
 <223> wherein ASN at position 1 is attached to polyethylene glycol

<400> 77

Asn	Phe	Cys	Cys	Glu	Ser	Cys	Cys	Asn	Pro	Ala	Cys	Thr	Gly	Cys	Tyr
1				5				10					15		

<210> 78
 <211> 16
 <212> PRT
 <213> Artificial Sequence

<220>
 <223> Chemically Synthesized

<220>
 <221> MISC_FEATURE
 <222> (16)..(16)
 <223> wherein TYR at position 16 is attached to polyethylene glycol

<400> 78

Asn	Phe	Cys	Cys	Glu	Ser	Cys	Cys	Asn	Pro	Ala	Cys	Thr	Gly	Cys	Tyr
1				5				10					15		

<210> 79
 <211> 16
 <212> PRT
 <213> Artificial Sequence

<220>
 <223> Chemically Synthesized

<220>
 <221> MISC_FEATURE
 <222> (1)..(1)
 <223> wherein ASN at position 1 is attached to polyethylene glycol

<220>
 <221> MISC_FEATURE
 <222> (16)..(16)
 <223> wherein TYR at position 16 is attached to polyethylene glycol

<400> 79

Asn	Phe	Cys	Cys	Glu	Phe	Cys	Cys	Asn	Pro	Ala	Cys	Thr	Gly	Cys	Tyr
1				5				10					15		

<210> 80
 <211> 16
 <212> PRT
 <213> Artificial Sequence

5

<220>
 <223> Chemically Synthesized

10

<220>
 <221> MISC_FEATURE
 <222> (1)..(1)
 <223> wherein ASN at position 1 is attached to polyethylene glycol

<400> 80

15

Asn	Phe	Cys	Cys	Glu	Phe	Cys	Cys	Asn	Pro	Ala	Cys	Thr	Gly	Cys	Tyr
1				5				10						15	

20

<210> 81
 <211> 16
 <212> PRT
 <213> Artificial Sequence

25

<220>
 <223> Chemically Synthesized

30

<220>
 <221> MISC_FEATURE
 <222> (16)..(16)
 <223> wherein TYR at position 16 is attached to polyethylene glycol

<400> 81

35

Asn	Phe	Cys	Cys	Glu	Phe	Cys	Cys	Asn	Pro	Ala	Cys	Thr	Gly	Cys	Tyr
1				5				10						15	

40

<210> 82
 <211> 16
 <212> PRT
 <213> Artificial Sequence

<220>
 <223> Chemically Synthesized

45

<220>
 <221> MISC_FEATURE
 <222> (1)..(1)
 <223> wherein ASN at position 1 is attached to polyethylene glycol

50

<220>
 <221> MISC_FEATURE
 <222> (16)..(16)
 <223> wherein TYR at position 16 is attached to polyethylene glycol

<400> 82

55

Asn	Phe	Cys	Cys	Glu	Tyr	Cys	Cys	Asn	Pro	Ala	Cys	Thr	Gly	Cys	Tyr
1				5				10						15	

<210> 83
 <211> 16
 <212> PRT
 <213> Artificial Sequence

<220>
 <223> Chemically Synthesized

<220>
 <221> MISC_FEATURE
 <222> (1)..(1)
 <223> wherein ASN at position 1 is attached to polyethylene glycol

<400> 83

Asn	Phe	Cys	Cys	Glu	Tyr	Cys	Cys	Asn	Pro	Ala	Cys	Thr	Gly	Cys	Tyr
1				5				10						15	

<210> 84
 <211> 16
 <212> PRT
 <213> Artificial Sequence

<220>
 <223> Chemically Synthesized

<220>
 <221> MISC_FEATURE
 <222> (16)..(16)
 <223> wherein TYR at position 16 is attached to polyethylene glycol

<400> 84

Asn	Phe	Cys	Cys	Glu	Tyr	Cys	Cys	Asn	Pro	Ala	Cys	Thr	Gly	Cys	Tyr
1				5				10						15	

<210> 85
 <211> 14
 <212> PRT
 <213> Artificial Sequence

<220>
 <223> Chemically Synthesized

<400> 85

Cys	Cys	Glu	Ser	Cys	Cys	Asn	Pro	Ala	Cys	Thr	Gly	Cys	Tyr
1				5				10					

<210> 86
 <211> 14
 <212> PRT
 <213> Artificial Sequence

<220>
 <223> Chemically Synthesized

EP 2 923 706 A1

<400> 86

Cys Cys Glu Phe Cys Cys Asn Pro Ala Cys Thr Gly Cys Tyr
1 5 10

<210> 87

<211> 13

<212> PRT

<213> Artificial Sequence

<220>

<223> Chemically Synthesized

<400> 87

Cys Cys Glu Ser Cys Cys Asn Pro Ala Cys Thr Gly Cys
1 5 10

<210> 88

<211> 13

<212> PRT

<213> Artificial Sequence

<220>

<223> Chemically Synthesized

<400> 88

Cys Cys Glu Phe Cys Cys Asn Pro Ala Cys Thr Gly Cys
1 5 10

<210> 89

<211> 14

<212> PRT

<213> Artificial Sequence

<220>

<223> Chemically Synthesized

<220>

<221> MISC_FEATURE

<222> (1)..(2)

<223> wherein x is penicillamine

<220>

<221> MISC_FEATURE

<222> (5)..(6)

<223> wherein x is penicillamine

<220>

<221> MISC_FEATURE

<222> (10)..(10)

<223> wherein x is penicillamine

<220>

<221> MISC_FEATURE

<222> (13)..(13)

<223> wherein x is penicillamine

<400> 89

Xaa Xaa Glu Tyr Xaa Xaa Asn Pro Ala Xaa Thr Gly Xaa Tyr
1 5 10

<210> 90

<211> 13

<212> PRT

<213> Artificial Sequence

<220>

<223> Chemically Synthesized

<220>

<221> MISC_FEATURE

<222> (1)..(2)

<223> wherein x is penicillamine

<220>

<221> MISC_FEATURE

<222> (5)..(6)

<223> wherein x is penicillamine

<220>

<221> MISC_FEATURE

<222> (10)..(10)

<223> wherein x is penicillamine

<220>

<221> MISC_FEATURE

<222> (13)..(13)

<223> wherein x is penicillamine

<400> 90

Xaa Xaa Glu Tyr Xaa Xaa Asn Pro Ala Xaa Thr Gly Xaa
1 5 10

<210> 91

<211> 22

<212> PRT

<213> Artificial Sequence

<220>

<223> Chemically Synthesized

<220>

<221> MISC_FEATURE

<222> (1)..(6)

<223> x is natural, unnatural, analogue, L, D, or methylated amino acid or any combination

<220>

<221> MISC_FEATURE

<222> (11)..(11)

<223> x is natural, unnatural, analogue, L, D, or methylated amino acid or any combination

<220>
 <221> MISC_FEATURE
 <222> (15)..(17)
 <223> x is natural, unnatural, analogue, L, D, or methylated amino acid
 5 or any combination

<220>
 <221> MISC_FEATURE
 <222> (19)..(20)
 <223> x is natural, unnatural, analogue, L, D, or methylated amino acid
 10 or any combination

<220>
 <221> MISC_FEATURE
 <222> (22)..(22)
 <223> x is natural, unnatural, analogue, L, D, or methylated amino acid
 15 or any combination

<400> 91

Xaa Xaa Xaa Xaa Xaa Xaa Asn Tyr Cys Cys Xaa Tyr Cys Cys Xaa Xaa
 20 1 5 10 15

Xaa Cys Xaa Xaa Cys Xaa
 25 20

<210> 92
 <211> 22
 <212> PRT
 <213> Artificial Sequence
 30

<220>
 <223> Chemically Synthesized

<220>
 <221> MISC_FEATURE
 <222> (1)..(6)
 <223> x is natural, unnatural, analogue, L, D, or methylated amino acid
 35 or any combination

<220>
 <221> MISC_FEATURE
 <222> (11)..(11)
 <223> x is natural, unnatural, analogue, L, D, or methylated amino acid
 40 or any combination

<220>
 <221> MISC_FEATURE
 <222> (15)..(17)
 <223> x is natural, unnatural, analogue, L, D, or methylated amino acid
 45 or any combination

<220>
 <221> MISC_FEATURE
 <222> (19)..(20)
 <223> x is natural, unnatural, analogue, L, D, or methylated amino acid
 50 or any combination

<220>
 <221> MISC_FEATURE

EP 2 923 706 A1

<222> (22)..(22)
 <223> x is natural, unnatural, analogue, L, D, or methylated amino acid
 or any combination

<400> 92

Xaa Xaa Xaa Xaa Xaa Xaa Asn Phe Cys Cys Xaa Phe Cys Cys Xaa Xaa
 1 5 10 15

Xaa Cys Xaa Xaa Cys Xaa
 20

<210> 93
 <211> 16
 <212> PRT
 <213> Artificial Sequence

<220>
 <223> Chemically Synthesized

<220>
 <221> MISC_FEATURE
 <222> (5)..(5)
 <223> x is natural, unnatural, analogue, L, D, or methylated amino acid
 or any combination

<220>
 <221> MISC_FEATURE
 <222> (9)..(11)
 <223> x is natural, unnatural, analogue, L, D, or methylated amino acid
 or any combination

<220>
 <221> MISC_FEATURE
 <222> (13)..(14)
 <223> x is natural, unnatural, analogue, L, D, or methylated amino acid
 or any combination

<220>
 <221> MISC_FEATURE
 <222> (16)..(16)
 <223> x is natural, unnatural, analogue, L, D, or methylated amino acid
 or any combination

<400> 93

Asn Phe Cys Cys Xaa Phe Cys Cys Xaa Xaa Xaa Cys Xaa Xaa Cys Xaa
 1 5 10 15

<210> 94
 <211> 16
 <212> PRT
 <213> Artificial Sequence

<220>
 <223> Chemically Synthesized

<220>

<221> MISC_FEATURE
 <222> (3)..(3)
 <223> wherein x is penicillamine

5 <220>
 <221> MISC_FEATURE
 <222> (5)..(5)
 <223> x is natural, unnatural, analogue, L, D, or methylated amino acid
 or any combination

10 <220>
 <221> MISC_FEATURE
 <222> (8)..(8)
 <223> wherein x is penicillamine

15 <220>
 <221> MISC_FEATURE
 <222> (9)..(11)
 <223> x is natural, unnatural, analogue, L, D, or methylated amino acid
 or any combination

20 <220>
 <221> MISC_FEATURE
 <222> (13)..(14)
 <223> x is natural, unnatural, analogue, L, D, or methylated amino acid
 or any combination

25 <220>
 <221> MISC_FEATURE
 <222> (16)..(16)
 <223> x is natural, unnatural, analogue, L, D, or methylated amino acid
 or any combination

30 <400> 94

Asn	Phe	Xaa	Cys	Xaa	Phe	Cys	Xaa	Xaa	Xaa	Xaa	Cys	Xaa	Xaa	Cys	Xaa
1				5					10					15	

35 <210> 95
 <211> 16
 <212> PRT
 <213> Artificial Sequence

40 <220>
 <223> Chemically Synthesized

45 <220>
 <221> MISC_FEATURE
 <222> (3)..(4)
 <223> wherein x is a cysteine, penicillamine homocysteine, or
 3-mercaptoproline

50 <220>
 <221> MISC_FEATURE
 <222> (5)..(6)
 <223> x is natural, unnatural, analogue, L, D, or methylated amino acid
 or any combination

55 <220>
 <221> MISC_FEATURE
 <222> (7)..(8)

<223> wherein x is a cysteine, penicillamine homocysteine, or 3-mercaptoproline

<220>

<221> MISC_FEATURE

<222> (9)..(11)

<223> x is natural, unnatural, analogue, L, D, or methylated amino acid or any combination

<220>

<221> MISC_FEATURE

<222> (12)..(12)

<223> wherein x is a cysteine, penicillamine homocysteine, or 3-mercaptoproline

<220>

<221> MISC_FEATURE

<222> (13)..(14)

<223> x is natural, unnatural, analogue, L, D, or methylated amino acid or any combination

<220>

<221> MISC_FEATURE

<222> (15)..(15)

<223> wherein x is a cysteine, penicillamine homocysteine, or 3-mercaptoproline

<220>

<221> MISC_FEATURE

<222> (16)..(16)

<223> x is natural, unnatural, analogue, L, D, or methylated amino acid or any combination

<400> 95

Asn	Phe	Xaa	Xaa	Xaa	Xaa	Xaa	Xaa	Xaa	Xaa	Xaa	Xaa	Xaa	Xaa	Xaa	Xaa
1				5				10						15	

<210> 96

<211> 14

<212> PRT

<213> Artificial Sequence

<220>

<223> Chemically Synthesized

<220>

<221> MISC_FEATURE

<222> (1)..(2)

<223> wherein x is a cysteine, penicillamine homocysteine, or 3-mercaptoproline

<220>

<221> MISC_FEATURE

<222> (4)..(4)

<223> x is natural, unnatural, analogue, L, D, or methylated amino acid or any combination

<220>

<221> MISC_FEATURE

<222> (5)..(6)

<223> wherein x is a cysteine, penicillamine homocysteine, or
 3-mercaptoproline

<220>
 <221> MISC_FEATURE
 <222> (10)..(10)
 <223> wherein x is a cysteine, penicillamine homocysteine, or
 3-mercaptoproline

<220>
 <221> MISC_FEATURE
 <222> (13)..(13)
 <223> wherein x is a cysteine, penicillamine homocysteine, or
 3-mercaptoproline

<400> 96

Xaa Xaa Glu Xaa Xaa Xaa Asn Pro Ala Xaa Thr Gly Xaa Tyr
 1 5 10

<210> 97
 <211> 13
 <212> PRT
 <213> Artificial Sequence

<220>
 <223> Chemically Synthesized

<220>
 <221> MISC_FEATURE
 <222> (1)..(2)
 <223> wherein x is a cysteine, penicillamine homocysteine, or
 3-mercaptoproline

<220>
 <221> MISC_FEATURE
 <222> (4)..(4)
 <223> x is natural, unnatural, analogue, L, D, or methylated amino acid
 or any combination

<220>
 <221> MISC_FEATURE
 <222> (5)..(6)
 <223> wherein x is a cysteine, penicillamine homocysteine, or
 3-mercaptoproline

<220>
 <221> MISC_FEATURE
 <222> (10)..(10)
 <223> wherein x is a cysteine, penicillamine homocysteine, or
 3-mercaptoproline

<220>
 <221> MISC_FEATURE
 <222> (13)..(13)
 <223> wherein x is a cysteine, penicillamine homocysteine, or
 3-mercaptoproline

<400> 97

Xaa Xaa Glu Xaa Xaa Xaa Asn Pro Ala Xaa Thr Gly Xaa

	1	5	10
	<210>	98	
5	<211>	15	
	<212>	PRT	
	<213>	Artificial Sequence	
	<220>		
10	<223>	Chemically Synthesized	
	<220>		
	<221>	MISC_FEATURE	
	<222>	(1)..(1)	
15	<223>	x is natural, unnatural, analogue, L, D, or methylated amino acid or any combination	
	<220>		
	<221>	MISC_FEATURE	
	<222>	(1)..(1)	
20	<223>	x may be zero, one, two, three, four, five or six residues in length	
	<220>		
	<221>	MISC_FEATURE	
	<222>	(2)..(3)	
25	<223>	wherein x is a cysteine, penicillamine homocysteine, or 3-mercaptoproline	
	<220>		
	<221>	MISC_FEATURE	
	<222>	(4)..(5)	
30	<223>	x is natural, unnatural, analogue, L, D, or methylated amino acid or any combination	
	<220>		
	<221>	MISC_FEATURE	
	<222>	(6)..(7)	
35	<223>	wherein x is a cysteine, penicillamine homocysteine, or 3-mercaptoproline	
	<220>		
	<221>	MISC_FEATURE	
	<222>	(8)..(10)	
40	<223>	x is natural, unnatural, analogue, L, D, or methylated amino acid or any combination	
	<220>		
	<221>	MISC_FEATURE	
	<222>	(11)..(11)	
45	<223>	wherein x is a cysteine, penicillamine homocysteine, or 3-mercaptoproline	
	<220>		
	<221>	MISC_FEATURE	
	<222>	(12)..(13)	
50	<223>	x is natural, unnatural, analogue, L, D, or methylated amino acid or any combination	
	<220>		
	<221>	MISC_FEATURE	
	<222>	(14)..(14)	
55			

<223> wherein x is a cysteine, penicillamine homocysteine, or 3-mercaptoproline

<220>

<221> MISC_FEATURE

<222> (15)..(15)

<223> x is natural, unnatural, analogue, L, D, or methylated amino acid or any combination

<220>

<221> MISC_FEATURE

<222> (15)..(15)

<223> x may be zero or one residue in length

<400> 98

Xaa Xaa Xaa Xaa Xaa Xaa Xaa Xaa Xaa Xaa Xaa Xaa Xaa Xaa Xaa
1 5 10 15

<210> 99

<211> 16

<212> PRT

<213> Artificial Sequence

<220>

<223> Chemically Synthesized

<220>

<221> MISC_FEATURE

<222> (1)..(1)

<223> wherein ASN is a D amino acid

<220>

<221> MISC_FEATURE

<222> (16)..(16)

<223> wherein LEU is a D amino acid

<220>

<221> MISC_FEATURE

<222> (16)..(16)

<223> wherein LEU is conjugated to an AMIDE

<400> 99

Asn Asp Glu Cys Glu Leu Cys Val Asn Val Ala Cys Thr Gly Cys Leu
1 5 10 15

<210> 100

<211> 16

<212> PRT

<213> Artificial Sequence

<220>

<223> Chemically Synthesized

<220>

<221> MISC_FEATURE

<222> (1)..(1)

<223> wherein ASN is a D amino acid

<220>
 <221> MISC_FEATURE
 <222> (16)..(16)
 <223> wherein SER is a D amino acid

<400> 100

Asn	Asp	Glu	Cys	Glu	Leu	Cys	Val	Asn	Val	Ala	Cys	Thr	Gly	Cys	Ser
1				5					10					15	

<210> 101
 <211> 16
 <212> PRT
 <213> Artificial Sequence

<220>
 <223> Chemically Synthesized

<220>
 <221> MISC_FEATURE
 <222> (1)..(1)
 <223> wherein ASN is a D amino acid

<220>
 <221> MISC_FEATURE
 <222> (16)..(16)
 <223> wherein SER is a D amino acid

<220>
 <221> MISC_FEATURE
 <222> (16)..(16)
 <223> wherein SER is conjugated to an AMIDE

<400> 101

Asn	Asp	Glu	Cys	Glu	Leu	Cys	Val	Asn	Val	Ala	Cys	Thr	Gly	Cys	Ser
1				5					10					15	

<210> 102
 <211> 16
 <212> PRT
 <213> Artificial Sequence

<220>
 <223> Chemically Synthesized

<220>
 <221> MISC_FEATURE
 <222> (1)..(1)
 <223> wherein ASN is a D amino acid

<220>
 <221> MISC_FEATURE
 <222> (16)..(16)
 <223> wherein TYR is a D amino acid

<400> 102

EP 2 923 706 A1

Asn Asp Glu Cys Glu Leu Cys Val Asn Val Ala Cys Thr Gly Cys Tyr
1 5 10 15

5 <210> 103
<211> 16
<212> PRT
<213> Artificial Sequence

10 <220>
<223> Chemically Synthesized

<220>
<221> MISC_FEATURE
15 <222> (1) .. (1)
<223> wherein ASN is a D amino acid

<220>
<221> MISC_FEATURE
20 <222> (16) .. (16)
<223> wherein TYR is a D amino acid

<220>
<221> MISC_FEATURE
25 <222> (16) .. (16)
<223> wherein TYR is conjugated to an AMIDE

<400> 103

Asn Asp Glu Cys Glu Leu Cys Val Asn Val Ala Cys Thr Gly Cys Tyr
1 5 10 15

30 <210> 104
<211> 16
<212> PRT
35 <213> Artificial Sequence

<220>
<223> Chemically Synthesized

40 <220>
<221> MISC_FEATURE
<222> (1) .. (1)
<223> wherein GLU is conjugated to Py

45 <220>
<221> MISC_FEATURE
<222> (16) .. (16)
<223> wherein LEU is conjugated to an AMIDE

50 <220>
<221> MISC_FEATURE
<222> (16) .. (16)
<223> wherein LEU is a D amino acid

<400> 104

55 Glu Asp Glu Cys Glu Leu Cys Val Asn Val Ala Cys Thr Gly Cys Leu
1 5 10 15

5
 <210> 105
 <211> 16
 <212> PRT
 <213> Artificial Sequence
 <220>
 <223> Chemically Synthesized
 10
 <220>
 <221> MISC_FEATURE
 <222> (1)..(1)
 <223> wherein ASN is attached to polyethylene glycol
 15
 <220>
 <221> MISC_FEATURE
 <222> (16)..(16)
 <223> wherein LEU is attached to polyethylene glycol
 20
 <400> 105
 Asn Asp Glu Cys Glu Leu Cys Val Asn Val Ala Cys Thr Gly Cys Leu
 1 5 10 15
 25
 <210> 106
 <211> 16
 <212> PRT
 <213> Artificial Sequence
 <220>
 <223> Chemically Synthesized
 30
 <220>
 <221> MISC_FEATURE
 <222> (1)..(1)
 <223> wherein ASN is attached to polyethylene glycol
 35
 <400> 106
 Asn Asp Glu Cys Glu Leu Cys Val Asn Val Ala Cys Thr Gly Cys Leu
 1 5 10 15
 40
 <210> 107
 <211> 16
 <212> PRT
 <213> Artificial Sequence
 45
 <220>
 <223> Chemically Synthesized
 50
 <220>
 <221> MISC_FEATURE
 <222> (16)..(16)
 <223> wherein LEU is attached to polyethylene glycol
 55
 <400> 107
 Asn Asp Glu Cys Glu Leu Cys Val Asn Val Ala Cys Thr Gly Cys Leu

	1	5	10	15
5	<210>	108		
	<211>	16		
	<212>	PRT		
	<213>	Artificial Sequence		
	<220>			
10	<223>	Chemically Synthesized		
	<220>			
	<221>	MISC_FEATURE		
	<222>	(1)..(3)		
15	<223>	x is natural, unnatural, analogue, L, D, or methylated amino acid or any combination		
	<220>			
	<221>	MISC_FEATURE		
	<222>	(4)..(4)		
20	<223>	wherein x is a cysteine, penicillamine homocysteine, or 3-mercaptoproline		
	<220>			
	<221>	MISC_FEATURE		
	<222>	(5)..(6)		
25	<223>	x is natural, unnatural, analogue, L, D, or methylated amino acid or any combination		
	<220>			
	<221>	MISC_FEATURE		
	<222>	(7)..(7)		
30	<223>	wherein x is a cysteine, penicillamine homocysteine, or 3-mercaptoproline		
	<220>			
	<221>	MISC_FEATURE		
	<222>	(8)..(11)		
35	<223>	x is natural, unnatural, analogue, L, D, or methylated amino acid or any combination		
	<220>			
	<221>	MISC_FEATURE		
	<222>	(12)..(12)		
40	<223>	wherein x is a cysteine, penicillamine homocysteine, or 3-mercaptoproline		
	<220>			
	<221>	MISC_FEATURE		
	<222>	(13)..(14)		
45	<223>	x is natural, unnatural, analogue, L, D, or methylated amino acid or any combination		
	<220>			
	<221>	MISC_FEATURE		
	<222>	(15)..(15)		
50	<223>	wherein x is a cysteine, penicillamine homocysteine, or 3-mercaptoproline		
	<220>			
	<221>	MISC_FEATURE		
	<222>	(16)..(16)		
55				

EP 2 923 706 A1

<223> x is natural, unnatural, analogue, L, D, or methylated amino acid or any combination

<400> 108

Xaa Xaa Xaa Xaa Xaa Xaa Xaa Xaa Xaa Xaa Xaa Xaa Xaa Xaa Xaa Xaa
1 5 10 15

<210> 109

<211> 16

<212> PRT

<213> Artificial Sequence

<220>

<223> Chemically Synthesized

<400> 109

Asn Asp Asp Cys Glu Leu Cys Val Asn Val Ala Cys Thr Gly Cys Leu
1 5 10 15

<210> 110

<211> 16

<212> PRT

<213> Artificial Sequence

<220>

<223> Chemically Synthesized

<400> 110

Glu Asp Asp Cys Glu Leu Cys Val Asn Val Ala Cys Thr Gly Cys Leu
1 5 10 15

<210> 111

<211> 16

<212> PRT

<213> Artificial Sequence

<220>

<223> Chemically Synthesized

<400> 111

Glu Asp Glu Cys Glu Leu Cys Val Asn Val Ala Cys Thr Gly Cys Leu
1 5 10 15

<210> 112

<211> 16

<212> PRT

<213> Artificial Sequence

<220>

<223> Chemically Synthesized

<400> 112

Glu Glu Asp Cys Glu Leu Cys Val Asn Val Ala Cys Thr Gly Cys Leu
1 5 10 15

5
 <210> 113
 <211> 16
 <212> PRT
 <213> Artificial Sequence

 <220>
 <223> Chemically Synthesized

 <400> 113
 10
 Glu Glu Glu Cys Glu Leu Cys Val Asn Val Ala Cys Thr Gly Cys Leu
 1 5 10 15

 15
 <210> 114
 <211> 16
 <212> PRT
 <213> Artificial Sequence

 <220>
 20
 <223> Chemically Synthesized

 <400> 114
 25
 Asp Asp Asp Cys Glu Leu Cys Val Asn Val Ala Cys Thr Gly Cys Leu
 1 5 10 15

 30
 <210> 115
 <211> 16
 <212> PRT
 <213> Artificial Sequence

 <220>
 <223> Chemically Synthesized

 35
 <400> 115
 40
 Asp Asp Glu Cys Glu Leu Cys Val Asn Val Ala Cys Thr Gly Cys Leu
 1 5 10 15

 45
 <210> 116
 <211> 16
 <212> PRT
 <213> Artificial Sequence

 <220>
 <223> Chemically Synthesized

 <400> 116
 50
 Asp Glu Asp Cys Glu Leu Cys Val Asn Val Ala Cys Thr Gly Cys Leu
 1 5 10 15

 55
 <210> 117
 <211> 16
 <212> PRT
 <213> Artificial Sequence

EP 2 923 706 A1

<220>
 <223> Chemically Synthesized
 <400> 117

5
 Asp Glu Glu Cys Glu Leu Cys Val Asn Val Ala Cys Thr Gly Cys Leu
 1 5 10 15

10
 <210> 118
 <211> 16
 <212> PRT
 <213> Artificial Sequence

15
 <220>
 <223> Chemically Synthesized
 <400> 118

20
 Gln Asp Asp Cys Glu Leu Cys Val Asn Val Ala Cys Thr Gly Cys Leu
 1 5 10 15

25
 <210> 119
 <211> 16
 <212> PRT
 <213> Artificial Sequence

30
 <220>
 <223> Chemically Synthesized
 <400> 119

Gln Asp Glu Cys Glu Leu Cys Val Asn Val Ala Cys Thr Gly Cys Leu
 1 5 10 15

35
 <210> 120
 <211> 16
 <212> PRT
 <213> Artificial Sequence

40
 <220>
 <223> Chemically Synthesized
 <400> 120

45
 Gln Glu Asp Cys Glu Leu Cys Val Asn Val Ala Cys Thr Gly Cys Leu
 1 5 10 15

50
 <210> 121
 <211> 16
 <212> PRT
 <213> Artificial Sequence

55
 <220>
 <223> Chemically Synthesized
 <400> 121

Gln Glu Glu Cys Glu Leu Cys Val Asn Val Ala Cys Thr Gly Cys Leu
 1 5 10 15

5
 <210> 122
 <211> 16
 <212> PRT
 <213> Artificial Sequence

 <220>
 <223> Chemically Synthesized

 <400> 122
 10
 Lys Asp Asp Cys Glu Leu Cys Val Asn Val Ala Cys Thr Gly Cys Leu
 1 5 10 15

 15
 <210> 123
 <211> 16
 <212> PRT
 <213> Artificial Sequence

 <220>
 20
 <223> Chemically Synthesized

 <400> 123

 Lys Asp Glu Cys Glu Leu Cys Val Asn Val Ala Cys Thr Gly Cys Leu
 1 5 10 15
 25

 <210> 124
 <211> 16
 <212> PRT
 30
 <213> Artificial Sequence

 <220>
 <223> Chemically Synthesized

 <400> 124
 35

 Lys Glu Asp Cys Glu Leu Cys Val Asn Val Ala Cys Thr Gly Cys Leu
 1 5 10 15

 40
 <210> 125
 <211> 16
 <212> PRT
 <213> Artificial Sequence

 45
 <220>
 <223> Chemically Synthesized

 <400> 125

 50
 Lys Glu Glu Cys Glu Leu Cys Val Asn Val Ala Cys Thr Gly Cys Leu
 1 5 10 15

 55
 <210> 126
 <211> 16
 <212> PRT
 <213> Artificial Sequence

EP 2 923 706 A1

<220>
 <223> Chemically Synthesized
 <400> 126

5
 Glu Asp Asp Cys Glu Leu Cys Val Asn Val Ala Cys Thr Gly Cys Ser
 1 5 10 15

<210> 127
 <211> 16
 <212> PRT
 <213> Artificial Sequence

10
 <220>
 <223> Chemically Synthesized
 <400> 127

15
 Glu Asp Glu Cys Glu Leu Cys Val Asn Val Ala Cys Thr Gly Cys Ser
 1 5 10 15

20
 <210> 128
 <211> 16
 <212> PRT
 <213> Artificial Sequence

25
 <220>
 <223> Chemically Synthesized
 <400> 128

30
 Glu Glu Asp Cys Glu Leu Cys Val Asn Val Ala Cys Thr Gly Cys Ser
 1 5 10 15

35
 <210> 129
 <211> 16
 <212> PRT
 <213> Artificial Sequence

40
 <220>
 <223> Chemically Synthesized
 <400> 129

45
 Glu Glu Glu Cys Glu Leu Cys Val Asn Val Ala Cys Thr Gly Cys Ser
 1 5 10 15

50
 <210> 130
 <211> 16
 <212> PRT
 <213> Artificial Sequence

55
 <220>
 <223> Chemically Synthesized
 <400> 130

Asp Asp Asp Cys Glu Leu Cys Val Asn Val Ala Cys Thr Gly Cys Ser
 1 5 10 15

5
 <210> 131
 <211> 16
 <212> PRT
 <213> Artificial Sequence

 <220>
 <223> Chemically Synthesized

 <400> 131
 10
 Asp Asp Glu Cys Glu Leu Cys Val Asn Val Ala Cys Thr Gly Cys Ser
 1 5 10 15

 15
 <210> 132
 <211> 16
 <212> PRT
 <213> Artificial Sequence

 <220>
 20
 <223> Chemically Synthesized

 <400> 132
 25
 Asp Glu Asp Cys Glu Leu Cys Val Asn Val Ala Cys Thr Gly Cys Ser
 1 5 10 15

 30
 <210> 133
 <211> 16
 <212> PRT
 <213> Artificial Sequence

 <220>
 <223> Chemically Synthesized

 35
 <400> 133
 40
 Asp Glu Glu Cys Glu Leu Cys Val Asn Val Ala Cys Thr Gly Cys Ser
 1 5 10 15

 45
 <210> 134
 <211> 16
 <212> PRT
 <213> Artificial Sequence

 <220>
 <223> Chemically Synthesized

 <400> 134
 50
 Gln Asp Asp Cys Glu Leu Cys Val Asn Val Ala Cys Thr Gly Cys Ser
 1 5 10 15

 55
 <210> 135
 <211> 16
 <212> PRT
 <213> Artificial Sequence

EP 2 923 706 A1

5
 <220>
 <223> Chemically Synthesized
 <400> 135
 Gln Asp Glu Cys Glu Leu Cys Val Asn Val Ala Cys Thr Gly Cys Ser
 1 5 10 15
 10
 <210> 136
 <211> 16
 <212> PRT
 <213> Artificial Sequence
 15
 <220>
 <223> Chemically Synthesized
 <400> 136
 Gln Glu Asp Cys Glu Leu Cys Val Asn Val Ala Cys Thr Gly Cys Ser
 1 5 10 15
 20
 <210> 137
 <211> 16
 <212> PRT
 <213> Artificial Sequence
 25
 <220>
 <223> Chemically Synthesized
 <400> 137
 30
 Gln Glu Glu Cys Glu Leu Cys Val Asn Val Ala Cys Thr Gly Cys Ser
 1 5 10 15
 35
 <210> 138
 <211> 16
 <212> PRT
 <213> Artificial Sequence
 40
 <220>
 <223> Chemically Synthesized
 <400> 138
 Lys Asp Asp Cys Glu Leu Cys Val Asn Val Ala Cys Thr Gly Cys Ser
 1 5 10 15
 45
 <210> 139
 <211> 16
 <212> PRT
 <213> Artificial Sequence
 50
 <220>
 <223> Chemically Synthesized
 <400> 139
 55
 Lys Asp Glu Cys Glu Leu Cys Val Asn Val Ala Cys Thr Gly Cys Ser
 1 5 10 15

5
 <210> 140
 <211> 16
 <212> PRT
 <213> Artificial Sequence
 <220>
 <223> Chemically Synthesized
 <400> 140
 10
 Lys Glu Asp Cys Glu Leu Cys Val Asn Val Ala Cys Thr Gly Cys Ser
 1 5 10 15
 <210> 141
 15
 <211> 16
 <212> PRT
 <213> Artificial Sequence
 <220>
 20
 <223> Chemically Synthesized
 <400> 141
 Lys Glu Glu Cys Glu Leu Cys Val Asn Val Ala Cys Thr Gly Cys Ser
 1 5 10 15
 25
 <210> 142
 <211> 16
 <212> PRT
 30
 <213> Artificial Sequence
 <220>
 <223> Chemically Synthesized
 35
 <400> 142
 Glu Asp Asp Cys Glu Leu Cys Ile Asn Met Ala Cys Thr Gly Cys Leu
 1 5 10 15
 40
 <210> 143
 <211> 16
 <212> PRT
 <213> Artificial Sequence
 45
 <220>
 <223> Chemically Synthesized
 <400> 143
 50
 Glu Asp Glu Cys Glu Leu Cys Ile Asn Met Ala Cys Thr Gly Cys Leu
 1 5 10 15
 55
 <210> 144
 <211> 16
 <212> PRT
 <213> Artificial Sequence

EP 2 923 706 A1

<220>
 <223> Chemically Synthesized
 <400> 144
 5
 Glu Glu Asp Cys Glu Leu Cys Ile Asn Met Ala Cys Thr Gly Cys Leu
 1 5 10 15
 <210> 145
 <211> 16
 <212> PRT
 <213> Artificial Sequence
 <220>
 <223> Chemically Synthesized
 15
 <400> 145
 Glu Glu Glu Cys Glu Leu Cys Ile Asn Met Ala Cys Thr Gly Cys Leu
 1 5 10 15
 20
 <210> 146
 <211> 16
 <212> PRT
 <213> Artificial Sequence
 25
 <220>
 <223> Chemically Synthesized
 <400> 146
 30
 Asp Asp Asp Cys Glu Leu Cys Ile Asn Met Ala Cys Thr Gly Cys Leu
 1 5 10 15
 35
 <210> 147
 <211> 16
 <212> PRT
 <213> Artificial Sequence
 <220>
 <223> Chemically Synthesized
 40
 <400> 147
 Asp Asp Glu Cys Glu Leu Cys Ile Asn Met Ala Cys Thr Gly Cys Leu
 1 5 10 15
 45
 <210> 148
 <211> 16
 <212> PRT
 <213> Artificial Sequence
 50
 <220>
 <223> Chemically Synthesized
 <400> 148
 55
 Asp Glu Asp Cys Glu Leu Cys Ile Asn Met Ala Cys Thr Gly Cys Leu
 1 5 10 15

5
 <210> 149
 <211> 16
 <212> PRT
 <213> Artificial Sequence

 <220>
 <223> Chemically Synthesized

 <400> 149
 10
 Asp Glu Glu Cys Glu Leu Cys Ile Asn Met Ala Cys Thr Gly Cys Leu
 1 5 10 15

 15
 <210> 150
 <211> 16
 <212> PRT
 <213> Artificial Sequence

 <220>
 20
 <223> Chemically Synthesized

 <400> 150

 Gln Asp Asp Cys Glu Leu Cys Ile Asn Met Ala Cys Thr Gly Cys Leu
 25 1 5 10 15

 30
 <210> 151
 <211> 16
 <212> PRT
 <213> Artificial Sequence

 <220>
 <223> Chemically Synthesized

 35
 <400> 151

 Gln Asp Glu Cys Glu Leu Cys Ile Asn Met Ala Cys Thr Gly Cys Leu
 1 5 10 15

 40
 <210> 152
 <211> 16
 <212> PRT
 <213> Artificial Sequence

 45
 <220>
 <223> Chemically Synthesized

 <400> 152

 50
 Gln Glu Asp Cys Glu Leu Cys Ile Asn Met Ala Cys Thr Gly Cys Leu
 1 5 10 15

 55
 <210> 153
 <211> 16
 <212> PRT
 <213> Artificial Sequence

EP 2 923 706 A1

<220>
 <223> Chemically Synthesized
 <400> 153

5
 Gln Glu Glu Cys Glu Leu Cys Ile Asn Met Ala Cys Thr Gly Cys Leu
 1 5 10 15

10
 <210> 154
 <211> 16
 <212> PRT
 <213> Artificial Sequence

15
 <220>
 <223> Chemically Synthesized
 <400> 154

20
 Lys Asp Asp Cys Glu Leu Cys Ile Asn Met Ala Cys Thr Gly Cys Leu
 1 5 10 15

25
 <210> 155
 <211> 16
 <212> PRT
 <213> Artificial Sequence

30
 <220>
 <223> Chemically Synthesized
 <400> 155

Lys Asp Glu Cys Glu Leu Cys Ile Asn Met Ala Cys Thr Gly Cys Leu
 1 5 10 15

35
 <210> 156
 <211> 16
 <212> PRT
 <213> Artificial Sequence

40
 <220>
 <223> Chemically Synthesized
 <400> 156

45
 Lys Glu Asp Cys Glu Leu Cys Ile Asn Met Ala Cys Thr Gly Cys Leu
 1 5 10 15

50
 <210> 157
 <211> 16
 <212> PRT
 <213> Artificial Sequence

55
 <220>
 <223> Chemically Synthesized
 <400> 157

Lys Glu Glu Cys Glu Leu Cys Ile Asn Met Ala Cys Thr Gly Cys Leu
 1 5 10 15

5
 <210> 158
 <211> 16
 <212> PRT
 <213> Artificial Sequence

 <220>
 <223> Chemically Synthesized

 <400> 158
 10
 Glu Asp Asp Cys Glu Leu Cys Ile Asn Met Ala Cys Thr Gly Cys Ser
 1 5 10 15

 15
 <210> 159
 <211> 16
 <212> PRT
 <213> Artificial Sequence

 <220>
 20
 <223> Chemically Synthesized

 <400> 159
 25
 Glu Asp Glu Cys Glu Leu Cys Ile Asn Met Ala Cys Thr Gly Cys Ser
 1 5 10 15

 30
 <210> 160
 <211> 16
 <212> PRT
 <213> Artificial Sequence

 <220>
 <223> Chemically Synthesized

 35
 <400> 160
 40
 Glu Glu Asp Cys Glu Leu Cys Ile Asn Met Ala Cys Thr Gly Cys Ser
 1 5 10 15

 45
 <210> 161
 <211> 16
 <212> PRT
 <213> Artificial Sequence

 <220>
 <223> Chemically Synthesized

 <400> 161
 50
 Glu Glu Glu Cys Glu Leu Cys Ile Asn Met Ala Cys Thr Gly Cys Ser
 1 5 10 15

 55
 <210> 162
 <211> 16
 <212> PRT
 <213> Artificial Sequence

EP 2 923 706 A1

<220>
 <223> Chemically Synthesized
 <400> 162
 5
 Asp Asp Asp Cys Glu Leu Cys Ile Asn Met Ala Cys Thr Gly Cys Ser
 1 5 10 15
 <210> 163
 <211> 16
 <212> PRT
 <213> Artificial Sequence
 <220>
 <223> Chemically Synthesized
 15
 <400> 163
 Asp Asp Glu Cys Glu Leu Cys Ile Asn Met Ala Cys Thr Gly Cys Ser
 1 5 10 15
 20
 <210> 164
 <211> 16
 <212> PRT
 <213> Artificial Sequence
 25
 <220>
 <223> Chemically Synthesized
 <400> 164
 30
 Asp Glu Asp Cys Glu Leu Cys Ile Asn Met Ala Cys Thr Gly Cys Ser
 1 5 10 15
 35
 <210> 165
 <211> 16
 <212> PRT
 <213> Artificial Sequence
 <220>
 <223> Chemically Synthesized
 40
 <400> 165
 Asp Glu Glu Cys Glu Leu Cys Ile Asn Met Ala Cys Thr Gly Cys Ser
 1 5 10 15
 45
 <210> 166
 <211> 16
 <212> PRT
 <213> Artificial Sequence
 50
 <220>
 <223> Chemically Synthesized
 <400> 166
 55
 Gln Asp Asp Cys Glu Leu Cys Ile Asn Met Ala Cys Thr Gly Cys Ser
 1 5 10 15

EP 2 923 706 A1

5
 <210> 167
 <211> 16
 <212> PRT
 <213> Artificial Sequence

 <220>
 <223> Chemically Synthesized

 <400> 167
 10
 Gln Asp Glu Cys Glu Leu Cys Ile Asn Met Ala Cys Thr Gly Cys Ser
 1 5 10 15

 15
 <210> 168
 <211> 16
 <212> PRT
 <213> Artificial Sequence

 <220>
 20
 <223> Chemically Synthesized

 <400> 168
 Gln Glu Asp Cys Glu Leu Cys Ile Asn Met Ala Cys Thr Gly Cys Ser
 25 1 5 10 15

 30
 <210> 169
 <211> 16
 <212> PRT
 <213> Artificial Sequence

 <220>
 <223> Chemically Synthesized

 35
 <400> 169
 Gln Glu Glu Cys Glu Leu Cys Ile Asn Met Ala Cys Thr Gly Cys Ser
 1 5 10 15

 40
 <210> 170
 <211> 16
 <212> PRT
 <213> Artificial Sequence

 45
 <220>
 <223> Chemically Synthesized

 <400> 170
 50
 Lys Asp Asp Cys Glu Leu Cys Ile Asn Met Ala Cys Thr Gly Cys Ser
 1 5 10 15

 55
 <210> 171
 <211> 16
 <212> PRT
 <213> Artificial Sequence

<220>
 <223> Chemically Synthesized
 <400> 171

5

Lys Asp Glu Cys Glu Leu Cys Ile Asn Met Ala Cys Thr Gly Cys Ser
 1 5 10 15

10

<210> 172
 <211> 16
 <212> PRT
 <213> Artificial Sequence

15

<220>
 <223> Chemically Synthesized
 <400> 172

20

Lys Glu Asp Cys Glu Leu Cys Ile Asn Met Ala Cys Thr Gly Cys Ser
 1 5 10 15

25

<210> 173
 <211> 16
 <212> PRT
 <213> Artificial Sequence

30

<220>
 <223> Chemically Synthesized
 <400> 173

Lys Glu Glu Cys Glu Leu Cys Ile Asn Met Ala Cys Thr Gly Cys Ser
 1 5 10 15

35

<210> 174
 <211> 15
 <212> PRT
 <213> Artificial Sequence

40

<220>
 <223> Chemically Synthesized

45

<220>
 <221> MISC_FEATURE
 <222> (1)..(3)
 <223> x is natural, unnatural, analogue, L, D, or methylated amino acid
 or any combination

50

<220>
 <221> MISC_FEATURE
 <222> (4)..(4)
 <223> wherein x is a cysteine, penicillamine homocysteine, or
 3-mercaptoproline

55

<220>
 <221> MISC_FEATURE
 <222> (5)..(6)
 <223> x is natural, unnatural, analogue, L, D, or methylated amino acid
 or any combination

<220>
 <221> MISC_FEATURE
 <222> (7)..(7)
 <223> wherein x is a cysteine, penicillamine homocysteine, or
 5 3-mercaptoproline

<220>
 <221> MISC_FEATURE
 <222> (8)..(11)
 <223> x is natural, unnatural, analogue, L, D, or methylated amino acid
 10 or any combination

<220>
 <221> MISC_FEATURE
 <222> (12)..(12)
 <223> wherein x is a cysteine, penicillamine homocysteine, or
 15 3-mercaptoproline

<220>
 <221> MISC_FEATURE
 <222> (13)..(14)
 <223> x is natural, unnatural, analogue, L, D, or methylated amino acid
 20 or any combination

<220>
 <221> MISC_FEATURE
 <222> (15)..(15)
 <223> wherein x is a cysteine, penicillamine homocysteine, or
 25 3-mercaptoproline

<400> 174
 30 Xaa Xaa Xaa Xaa Xaa Xaa Xaa Xaa Xaa Xaa Xaa Xaa Xaa Xaa Xaa
 1 5 10 15

<210> 175
 <211> 15
 <212> PRT
 <213> Artificial Sequence
 35

<220>
 <223> Chemically Synthesized
 40

<400> 175
 Ser His Thr Cys Glu Ile Cys Ala Phe Ala Ala Cys Ala Gly Cys
 1 5 10 15
 45

<210> 176
 <211> 15
 <212> PRT
 <213> Artificial Sequence
 50

<220>
 <223> Chemically Synthesized
 55

<400> 176
 Ser His Thr Cys Glu Ile Cys Ala Asn Ala Ala Cys Ala Gly Cys
 1 5 10 15

5
 <210> 177
 <211> 15
 <212> PRT
 <213> Artificial Sequence

 <220>
 <223> Chemically Synthesized

 <400> 177
 10
 Ser His Thr Cys Glu Leu Cys Ala Asn Ala Ala Cys Ala Gly Cys
 1 5 10 15

 15
 <210> 178
 <211> 15
 <212> PRT
 <213> Artificial Sequence

 <220>
 20
 <223> Chemically Synthesized

 <400> 178
 25
 Ser His Thr Cys Glu Val Cys Ala Asn Ala Ala Cys Ala Gly Cys
 1 5 10 15

 30
 <210> 179
 <211> 15
 <212> PRT
 <213> Artificial Sequence

 <220>
 <223> Chemically Synthesized

 35
 <400> 179
 Ser His Thr Cys Glu Tyr Cys Ala Asn Ala Ala Cys Ala Gly Cys
 1 5 10 15

 40
 <210> 180
 <211> 15
 <212> PRT
 <213> Artificial Sequence

 45
 <220>
 <223> Chemically Synthesized

 <400> 180
 50
 Ser His Thr Cys Glu Ile Cys Ala Asn Ala Ala Cys Ala Gly Cys
 1 5 10 15

 55
 <210> 181
 <211> 15
 <212> PRT
 <213> Artificial Sequence

EP 2 923 706 A1

<220>
 <223> Chemically Synthesized
 <400> 181

5

Ser His Thr Cys Glu Leu Cys Ala Asn Ala Ala Cys Ala Gly Cys
 1 5 10 15

10

<210> 182
 <211> 15
 <212> PRT
 <213> Artificial Sequence

15

<220>
 <223> Chemically Synthesized
 <400> 182

20

Ser His Thr Cys Glu Val Cys Ala Asn Ala Ala Cys Ala Gly Cys
 1 5 10 15

25

<210> 183
 <211> 15
 <212> PRT
 <213> Artificial Sequence

30

<220>
 <223> Chemically Synthesized
 <400> 183

Ser His Thr Cys Glu Tyr Cys Ala Asn Ala Ala Cys Ala Gly Cys
 1 5 10 15

35

<210> 184
 <211> 15
 <212> PRT
 <213> Artificial Sequence

40

<220>
 <223> Chemically Synthesized
 <400> 184

Ser His Thr Cys Glu Ile Cys Ala Asn Ala Ala Cys Ala Gly Cys
 1 5 10 15

45

<210> 185
 <211> 15
 <212> PRT
 <213> Artificial Sequence

50

<220>
 <223> Chemically Synthesized
 <400> 185

55

Ser His Thr Cys Glu Leu Cys Ala Asn Ala Ala Cys Ala Gly Cys
 1 5 10 15

5
 <210> 186
 <211> 15
 <212> PRT
 <213> Artificial Sequence

 <220>
 <223> Chemically Synthesized

 <400> 186
 10
 Ser His Thr Cys Glu Val Cys Ala Asn Ala Ala Cys Ala Gly Cys
 1 5 10 15

 15
 <210> 187
 <211> 15
 <212> PRT
 <213> Artificial Sequence

 <220>
 20
 <223> Chemically Synthesized

 <400> 187
 Ser His Thr Cys Glu Tyr Cys Ala Asn Ala Ala Cys Ala Gly Cys
 1 5 10 15
 25

 <210> 188
 <211> 15
 <212> PRT
 30
 <213> Artificial Sequence

 <220>
 <223> Chemically Synthesized

 35
 <400> 188
 Ser His Thr Cys Glu Ile Cys Ala Asn Ala Ala Cys Ala Gly Cys
 1 5 10 15
 40
 <210> 189
 <211> 15
 <212> PRT
 <213> Artificial Sequence
 45
 <220>
 <223> Chemically Synthesized

 <400> 189
 50
 Ser His Thr Cys Glu Leu Cys Ala Asn Ala Ala Cys Ala Gly Cys
 1 5 10 15

 55
 <210> 190
 <211> 15
 <212> PRT
 <213> Artificial Sequence

EP 2 923 706 A1

<220>
 <223> Chemically Synthesized
 <400> 190

5
 Ser His Thr Cys Glu Val Cys Ala Asn Ala Ala Cys Ala Gly Cys
 1 5 10 15

10
 <210> 191
 <211> 15
 <212> PRT
 <213> Artificial Sequence

15
 <220>
 <223> Chemically Synthesized
 <400> 191

20
 Ser His Thr Cys Glu Tyr Cys Ala Asn Ala Ala Cys Ala Gly Cys
 1 5 10 15

25
 <210> 192
 <211> 15
 <212> PRT
 <213> Artificial Sequence

30
 <220>
 <223> Chemically Synthesized
 <400> 192

Asn Asp Glu Cys Glu Ile Cys Ala Asn Ala Ala Cys Ala Gly Cys
 1 5 10 15

35
 <210> 193
 <211> 15
 <212> PRT
 <213> Artificial Sequence

40
 <220>
 <223> Chemically Synthesized
 <400> 193

45
 Asn Asp Glu Cys Glu Leu Cys Ala Asn Ala Ala Cys Ala Gly Cys
 1 5 10 15

50
 <210> 194
 <211> 15
 <212> PRT
 <213> Artificial Sequence

55
 <220>
 <223> Chemically Synthesized
 <400> 194

Asn Asp Glu Cys Glu Val Cys Ala Asn Ala Ala Cys Ala Gly Cys
 1 5 10 15

5
 <210> 195
 <211> 15
 <212> PRT
 <213> Artificial Sequence

 <220>
 <223> Chemically Synthesized

 <400> 195
 10
 Asn Asp Glu Cys Glu Tyr Cys Ala Asn Ala Ala Cys Ala Gly Cys
 1 5 10 15

 15
 <210> 196
 <211> 15
 <212> PRT
 <213> Artificial Sequence

 <220>
 20
 <223> Chemically Synthesized

 <400> 196
 25
 Asn Asp Glu Cys Glu Ile Cys Ala Asn Ala Ala Cys Ala Gly Cys
 1 5 10 15

 30
 <210> 197
 <211> 15
 <212> PRT
 <213> Artificial Sequence

 <220>
 <223> Chemically Synthesized

 35
 <400> 197
 Asn Asp Glu Cys Glu Leu Cys Ala Asn Ala Ala Cys Ala Gly Cys
 1 5 10 15

 40
 <210> 198
 <211> 15
 <212> PRT
 <213> Artificial Sequence

 45
 <220>
 <223> Chemically Synthesized

 <400> 198
 50
 Asn Asp Glu Cys Glu Val Cys Ala Asn Ala Ala Cys Ala Gly Cys
 1 5 10 15

 55
 <210> 199
 <211> 15
 <212> PRT
 <213> Artificial Sequence

EP 2 923 706 A1

<220>
 <223> Chemically Synthesized
 <400> 199

5
 Asn Asp Glu Cys Glu Tyr Cys Ala Asn Ala Ala Cys Ala Gly Cys
 1 5 10 15

10
 <210> 200
 <211> 15
 <212> PRT
 <213> Artificial Sequence

15
 <220>
 <223> Chemically Synthesized
 <400> 200

20
 Asn Asp Glu Cys Glu Ile Cys Ala Asn Ala Ala Cys Ala Gly Cys
 1 5 10 15

25
 <210> 201
 <211> 15
 <212> PRT
 <213> Artificial Sequence

30
 <220>
 <223> Chemically Synthesized
 <400> 201

Asn Asp Glu Cys Glu Leu Cys Ala Asn Ala Ala Cys Ala Gly Cys
 1 5 10 15

35
 <210> 202
 <211> 15
 <212> PRT
 <213> Artificial Sequence

40
 <220>
 <223> Chemically Synthesized
 <400> 202

45
 Asn Asp Glu Cys Glu Val Cys Ala Asn Ala Ala Cys Ala Gly Cys
 1 5 10 15

50
 <210> 203
 <211> 15
 <212> PRT
 <213> Artificial Sequence

55
 <220>
 <223> Chemically Synthesized
 <400> 203

Asn Asp Glu Cys Glu Tyr Cys Ala Asn Ala Ala Cys Ala Gly Cys
 1 5 10 15

EP 2 923 706 A1

5
 <210> 204
 <211> 15
 <212> PRT
 <213> Artificial Sequence

 <220>
 <223> Chemically Synthesized

 <400> 204
 10
 Asn Asp Glu Cys Glu Ile Cys Ala Asn Ala Ala Cys Ala Gly Cys
 1 5 10 15

 15
 <210> 205
 <211> 15
 <212> PRT
 <213> Artificial Sequence

 <220>
 20
 <223> Chemically Synthesized

 <400> 205
 25
 Asn Asp Glu Cys Glu Leu Cys Ala Asn Ala Ala Cys Ala Gly Cys
 1 5 10 15

 30
 <210> 206
 <211> 15
 <212> PRT
 <213> Artificial Sequence

 <220>
 <223> Chemically Synthesized

 35
 <400> 206
 Asn Asp Glu Cys Glu Val Cys Ala Asn Ala Ala Cys Ala Gly Cys
 1 5 10 15

 40
 <210> 207
 <211> 15
 <212> PRT
 <213> Artificial Sequence

 45
 <220>
 <223> Chemically Synthesized

 <400> 207
 50
 Asn Asp Glu Cys Glu Tyr Cys Ala Asn Ala Ala Cys Ala Gly Cys
 1 5 10 15

 55
 <210> 208
 <211> 15
 <212> PRT
 <213> Artificial Sequence

<220>
<223> Chemically Synthesized

```

5      <220>
      <221>  MISC_FEATURE
      <222>  (1)..(3)
      <223>  x is natural, unnatural, analogue, L, D, or methylated amino acid
            or any combination

```

```

10      <220>
      <221> MISC_FEATURE
      <222> (4)..(4)
      <223> wherein x is a cysteine, penicillamine homocysteine, or
            3-mercaptoproline

```

```
15      <220>
      <221> MISC_FEATURE
      <222> (5)..(6)
      <223> x is natural, unnatural, analogue, L, D, or methylated amino acid
            or combination
```

```

<220>
<221> MISC_FEATURE
<222> (7)..(7)
<223> wherein x is a cysteine, penicillamine homocysteine, or
3-mercaptoproline

```

```

30      <220>
      <221> MISC_FEATURE
      <222> (8)..(11)
      <223> x is natural, unnatural, analogue, L, D, or methylated amino acid
            or any combination

```

```

<220>
<221> MISC_FEATURE
<222> (12)..(12)
<223> wherein x is a cysteine, penicillamine homocysteine, or
35 3-mercaptoproline

```

```

40      <220>
      <221> MISC_FEATURE
      <222> (13)..(15)
      <223> x is natural, unnatural, analogue, L, D, or methylated amino acid
            or any combination

```

```

    <220>
    <221>  MISC_FEATURE
    <222>  (15)..(15)
45  <223>  x may be one, two or three residues in length

```

<400> 208

Xaa Xaa Xaa Xaa Xaa Xaa Xaa Xaa Xaa Xaa Xaa Xaa Xaa Xaa Xaa
1 5 10 15

<210>	209
<211>	15
<212>	PRT
<213>	Artificial Sequence

<220>

EP 2 923 706 A1

<223> Chemically Synthesized

<400> 209

5 Gln Glu Glu Cys Glu Leu Cys Ile Asn Met Ala Cys Thr Gly Tyr
1 5 10 15

<210> 210

<211> 15

10 <212> PRT

<213> Artificial Sequence

<220>

<223> Chemically Synthesized

15 <400> 210

Gln Glu Glu Cys Glu Thr Cys Ile Asn Met Ala Cys Thr Gly Tyr
1 5 10 15

20 <210> 211
<211> 15

<212> PRT

<213> Artificial Sequence

25 <220>

<223> Chemically Synthesized

<400> 211

30 Gln Asp Glu Cys Glu Thr Cys Ile Asn Met Ala Cys Thr Gly Tyr
1 5 10 15

<210> 212

35 <211> 15

<212> PRT

<213> Artificial Sequence

<220>

<223> Chemically Synthesized

40 <400> 212

Gln Asp Asp Cys Glu Thr Cys Ile Asn Met Ala Cys Thr Gly Tyr
1 5 10 15

45 <210> 213
<211> 15

<212> PRT

<213> Artificial Sequence

50 <220>

<223> Chemically Synthesized

<400> 213

55 Gln Glu Asp Cys Glu Thr Cys Ile Asn Met Ala Cys Thr Gly Tyr
1 5 10 15

EP 2 923 706 A1

5
 <210> 214
 <211> 15
 <212> PRT
 <213> Artificial Sequence

 <220>
 <223> Chemically Synthesized

 <400> 214

 10
 Gln Glu Glu Cys Glu Glu Cys Ile Asn Met Ala Cys Thr Gly Tyr
 1 5 10 15

 15
 <210> 215
 <211> 15
 <212> PRT
 <213> Artificial Sequence

 <220>
 <223> Chemically Synthesized
 20

 <400> 215

 Gln Asp Glu Cys Glu Glu Cys Ile Asn Met Ala Cys Thr Gly Tyr
 1 5 10 15
 25

 <210> 216
 <211> 15
 <212> PRT
 <213> Artificial Sequence
 30

 <220>
 <223> Chemically Synthesized

 <400> 216
 35

 Gln Asp Asp Cys Glu Glu Cys Ile Asn Met Ala Cys Thr Gly Tyr
 1 5 10 15

 40
 <210> 217
 <211> 15
 <212> PRT
 <213> Artificial Sequence

 <220>
 <223> Chemically Synthesized
 45

 <400> 217

 Gln Glu Asp Cys Glu Glu Cys Ile Asn Met Ala Cys Thr Gly Tyr
 1 5 10 15
 50

 <210> 218
 <211> 15
 <212> PRT
 <213> Artificial Sequence
 55

 <220>

EP 2 923 706 A1

<223> Chemically Synthesized

<400> 218

5 Gln Glu Glu Cys Glu Tyr Cys Ile Asn Met Ala Cys Thr Gly Tyr
1 5 10 15

<210> 219

<211> 15

10 <212> PRT

<213> Artificial Sequence

<220>

<223> Chemically Synthesized

15 <400> 219

Gln Asp Glu Cys Glu Tyr Cys Ile Asn Met Ala Cys Thr Gly Tyr
1 5 10 15

20 <210> 220
<211> 15

<212> PRT

<213> Artificial Sequence

25 <220>

<223> Chemically Synthesized

<400> 220

30 Gln Asp Asp Cys Glu Tyr Cys Ile Asn Met Ala Cys Thr Gly Tyr
1 5 10 15

35 <210> 221
<211> 15

<212> PRT

<213> Artificial Sequence

<220>

<223> Chemically Synthesized

40 <400> 221

Gln Glu Asp Cys Glu Tyr Cys Ile Asn Met Ala Cys Thr Gly Tyr
1 5 10 15

45 <210> 222
<211> 15

<212> PRT

<213> Artificial Sequence

50 <220>

<223> Chemically Synthesized

<400> 222

55 Gln Glu Glu Cys Glu Ile Cys Ile Asn Met Ala Cys Thr Gly Tyr
1 5 10 15

EP 2 923 706 A1

<210> 223
 <211> 15
 <212> PRT
 <213> Artificial Sequence

5

<220>
 <223> Chemically Synthesized

<400> 223

10

Gln	Asp	Glu	Cys	Glu	Ile	Cys	Ile	Asn	Met	Ala	Cys	Thr	Gly	Tyr
1				5					10					15

<210> 224
 <211> 15
 <212> PRT
 <213> Artificial Sequence

15

<220>
 <223> Chemically Synthesized

20

<400> 224

Gln	Asp	Asp	Cys	Glu	Ile	Cys	Ile	Asn	Met	Ala	Cys	Thr	Gly	Tyr
1				5					10					15

25

<210> 225
 <211> 15
 <212> PRT
 <213> Artificial Sequence

30

<220>
 <223> Chemically Synthesized

<400> 225

35

Gln	Glu	Asp	Cys	Glu	Ile	Cys	Ile	Asn	Met	Ala	Cys	Thr	Gly	Tyr
1				5					10					15

<210> 226
 <211> 16
 <212> PRT
 <213> Artificial Sequence

40

<220>
 <223> Chemically Synthesized

45

<400> 226

Gln	Glu	Glu	Cys	Glu	Thr	Cys	Ile	Asn	Met	Ala	Cys	Thr	Gly	Cys	Ser
1				5					10					15	

50

<210> 227
 <211> 16
 <212> PRT
 <213> Artificial Sequence

55

<220>

EP 2 923 706 A1

<223> Chemically Synthesized

<400> 227

5 Gln Asp Glu Cys Glu Thr Cys Ile Asn Met Ala Cys Thr Gly Cys Ser
1 5 10 15

<210> 228

<211> 16

10 <212> PRT

<213> Artificial Sequence

<220>

<223> Chemically Synthesized

15

<400> 228

Gln Asp Asp Cys Glu Thr Cys Ile Asn Met Ala Cys Thr Gly Cys Ser
1 5 10 15

20

<210> 229

<211> 16

<212> PRT

<213> Artificial Sequence

25

<220>

<223> Chemically Synthesized

<400> 229

30

Gln Glu Asp Cys Glu Thr Cys Ile Asn Met Ala Cys Thr Gly Cys Ser
1 5 10 15

<210> 230

<211> 16

35 <212> PRT

<213> Artificial Sequence

<220>

<223> Chemically Synthesized

40

<400> 230

Gln Glu Glu Cys Glu Glu Cys Ile Asn Met Ala Cys Thr Gly Cys Ser
1 5 10 15

45

<210> 231

<211> 16

<212> PRT

<213> Artificial Sequence

50

<220>

<223> Chemically Synthesized

<400> 231

55

Gln Asp Glu Cys Glu Glu Cys Ile Asn Met Ala Cys Thr Gly Cys Ser
1 5 10 15

EP 2 923 706 A1

<210> 232
 <211> 16
 <212> PRT
 <213> Artificial Sequence

5

<220>
 <223> Chemically Synthesized

<400> 232

10

Gln Asp Asp Cys Glu Glu Cys Ile Asn Met Ala Cys Thr Gly Cys Ser
 1 5 10 15

<210> 233
 <211> 16
 <212> PRT
 <213> Artificial Sequence

15

<220>
 <223> Chemically Synthesized

20

<400> 233

Gln Glu Asp Cys Glu Glu Cys Ile Asn Met Ala Cys Thr Gly Cys Ser
 1 5 10 15

25

<210> 234
 <211> 16
 <212> PRT
 <213> Artificial Sequence

30

<220>
 <223> Chemically Synthesized

<400> 234

35

Gln Glu Glu Cys Glu Tyr Cys Ile Asn Met Ala Cys Thr Gly Cys Ser
 1 5 10 15

<210> 235
 <211> 16
 <212> PRT
 <213> Artificial Sequence

40

<220>
 <223> Chemically Synthesized

45

<400> 235

Gln Asp Glu Cys Glu Tyr Cys Ile Asn Met Ala Cys Thr Gly Cys Ser
 1 5 10 15

50

<210> 236
 <211> 16
 <212> PRT
 <213> Artificial Sequence

55

<220>

EP 2 923 706 A1

<223> Chemically Synthesized

<400> 236

5 Gln Asp Asp Cys Glu Tyr Cys Ile Asn Met Ala Cys Thr Gly Cys Ser
1 5 10 15

<210> 237

<211> 16

10

<212> PRT

<213> Artificial Sequence

<220>

<223> Chemically Synthesized

15

<400> 237

Gln Glu Asp Cys Glu Tyr Cys Ile Asn Met Ala Cys Thr Gly Cys Ser
1 5 10 15

20

<210> 238

<211> 16

<212> PRT

<213> Artificial Sequence

25

<220>

<223> Chemically Synthesized

<400> 238

30

Gln Glu Glu Cys Glu Ile Cys Ile Asn Met Ala Cys Thr Gly Cys Ser
1 5 10 15

<210> 239

35

<211> 16

<212> PRT

<213> Artificial Sequence

<220>

<223> Chemically Synthesized

40

<400> 239

Gln Asp Glu Cys Glu Ile Cys Ile Asn Met Ala Cys Thr Gly Cys Ser
1 5 10 15

45

<210> 240

<211> 16

<212> PRT

<213> Artificial Sequence

50

<220>

<223> Chemically Synthesized

<400> 240

55

Gln Asp Asp Cys Glu Ile Cys Ile Asn Met Ala Cys Thr Gly Cys Ser
1 5 10 15

<210> 241
 <211> 16
 <212> PRT
 <213> Artificial Sequence
 5
 <220>
 <223> Chemically Synthesized
 <400> 241
 10
 Gln Glu Asp Cys Glu Ile Cys Ile Asn Met Ala Cys Thr Gly Cys Ser
 1 5 10 15
 <210> 242
 <211> 22
 <212> PRT
 <213> Artificial Sequence
 15
 <220>
 <223> Chemically Synthesized
 20
 <400> 242
 Asn Ser Ser Asn Ser Ser Asn Tyr Cys Cys Glu Lys Cys Cys Asn Pro
 1 5 10 15
 25
 Ala Cys Thr Gly Cys Tyr
 20
 30
 <210> 243
 <211> 16
 <212> PRT
 <213> Artificial Sequence
 35
 <220>
 <223> Chemically Synthesized
 <220>
 <221> MISC_FEATURE
 <222> (1)..(1)
 <223> wherein ASN is attached to polyethylene glycol
 40
 <220>
 <221> MISC_FEATURE
 <222> (16)..(16)
 <223> wherein TYR is attached to polyethylene glycol
 45
 <400> 243
 50
 Asn Phe Cys Cys Glu Thr Cys Cys Asn Pro Ala Cys Thr Gly Cys Tyr
 1 5 10 15
 55
 <210> 244
 <211> 16
 <212> PRT
 <213> Artificial Sequence

<220>
 <223> Chemically Synthesized

5
 <220>
 <221> MISC_FEATURE
 <222> (1)..(1)
 <223> wherein ASN is attached to polyethylene glycol

10
 <400> 244

Asn	Phe	Cys	Cys	Glu	Thr	Cys	Cys	Asn	Pro	Ala	Cys	Thr	Gly	Cys	Tyr
1				5				10					15		

15
 <210> 245
 <211> 16
 <212> PRT
 <213> Artificial Sequence

20
 <220>
 <223> Chemically Synthesized

25
 <220>
 <221> MISC_FEATURE
 <222> (16)..(16)
 <223> wherein TYR is attached to polyethylene glycol

<400> 245

Asn	Phe	Cys	Cys	Glu	Thr	Cys	Cys	Asn	Pro	Ala	Cys	Thr	Gly	Cys	Tyr
1				5				10					15		

35
 <210> 246
 <211> 16
 <212> PRT
 <213> Artificial Sequence

<220>
 <223> Chemically Synthesized

40
 <400> 246

Asn	Phe	Cys	Cys	Glu	Tyr	Cys	Cys	Asn	Pro	Ala	Cys	Thr	Gly	Cys	Tyr
1				5				10					15		

45
 <210> 247
 <211> 16
 <212> PRT
 <213> Artificial Sequence

50
 <220>
 <223> Chemically Synthesized

55
 <220>
 <221> MISC_FEATURE
 <222> (1)..(1)
 <223> wherein ASN is a D amino acid

EP 2 923 706 A1

5
 <220>
 <221> MISC_FEATURE
 <222> (16)..(16)
 <223> wherein TYR is a D amino acid
 <400> 247
 Asn Phe Cys Cys Glu Tyr Cys Cys Asn Pro Ala Cys Thr Gly Cys Tyr
 1 5 10 15
 10
 <210> 248
 <211> 16
 <212> PRT
 <213> Artificial Sequence
 15
 <220>
 <223> Chemically Synthesized
 20
 <220>
 <221> MISC_FEATURE
 <222> (16)..(16)
 <223> wherein TYR is a D amino acid
 <400> 248
 25
 Asn Phe Cys Cys Glu Tyr Cys Cys Asn Pro Ala Cys Thr Gly Cys Tyr
 1 5 10 15
 30
 <210> 249
 <211> 16
 <212> PRT
 <213> Artificial Sequence
 <220>
 <223> Chemically Synthesized
 35
 <220>
 <221> MISC_FEATURE
 <222> (1)..(1)
 <223> wherein ASN is a D amino acid
 40
 <400> 249
 Asn Phe Cys Cys Glu Tyr Cys Cys Asn Pro Ala Cys Thr Gly Cys Tyr
 1 5 10 15
 45
 <210> 250
 <211> 5
 <212> PRT
 <213> Artificial Sequence
 50
 <220>
 <223> Chemically Synthesized Sialorphin-related polypeptide
 <400> 250
 55
 Gln His Asn Pro Arg
 1 5

5
 <210> 251
 <211> 6
 <212> PRT
 <213> Artificial Sequence
 <220>
 <223> Chemically Synthesized Sialorphin-related polypeptide
 <400> 251
 10
 Val Gln His Asn Pro Arg
 1 5
 <210> 252
 15
 <211> 7
 <212> PRT
 <213> Artificial Sequence
 <220>
 20
 <223> Chemically Synthesized Sialorphin-related polypeptide
 <400> 252
 Val Arg Gln His Asn Pro Arg
 25
 1 5
 <210> 253
 <211> 8
 <212> PRT
 30
 <213> Artificial Sequence
 <220>
 <223> Chemically Synthesized Sialorphin-related polypeptide
 35
 <400> 253
 Val Arg Gly Gln His Asn Pro Arg
 1 5
 40
 <210> 254
 <211> 9
 <212> PRT
 <213> Artificial Sequence
 45
 <220>
 <223> Chemically Synthesized Sialorphin-related polypeptide
 <400> 254
 50
 Val Arg Gly Pro Gln His Asn Pro Arg
 1 5
 55
 <210> 255
 <211> 10
 <212> PRT
 <213> Artificial Sequence

EP 2 923 706 A1

<220>
 <223> Chemically Synthesized Sialorphin-related polypeptide
 <400> 255

5
 Val Arg Gly Pro Arg Gln His Asn Pro Arg
 1 5 10

10
 <210> 256
 <211> 11
 <212> PRT
 <213> Artificial Sequence

15
 <220>
 <223> Chemically Synthesized Sialorphin-related polypeptide
 <400> 256

20
 Val Arg Gly Pro Arg Arg Gln His Asn Pro Arg
 1 5 10

25
 <210> 257
 <211> 6
 <212> PRT
 <213> Artificial Sequence

30
 <220>
 <223> Chemically Synthesized Sialorphin-related polypeptide
 <400> 257

Arg Gln His Asn Pro Arg
 1 5

35
 <210> 258
 <211> 34
 <212> PRT
 <213> Artificial Sequence

40
 <220>
 <223> Chemically synthesized peptide
 <400> 258

45
 Ile Lys Pro Glu Ala Pro Gly Glu Asp Ala Ser Pro Glu Glu Leu Asn
 1 5 10 15

Arg Tyr Tyr Ala Ser Leu Arg His Tyr Leu Asn Leu Val Thr Arg Gln
 20 25 30

50
 Arg Tyr

55
 <210> 259
 <211> 5
 <212> PRT
 <213> Artificial Sequence

EP 2 923 706 A1

<220>
<223> Chemically synthesized Enkephalin pentapeptide

```

5          <220>
          <221> MISC_FEATURE
          <222> (2)..(2)
          <223> wherein Lys is a D amino acid

```

```

10      <220>
      <221> MISC_FEATURE
      <222> (5)..(5)
      <223> wherein Xaa is a L-homoserine

```

<400> 259

Tyr Lys Gly Phe Xaa
1 5

	<210>	260
20	<211>	4
	<212>	PRT
	<213>	Artificial Sequence

25 <220>
 <223> Chemically synthesized frakefamide peptide

```

30      <220>
      <221> MISC_FEATURE
      <222> (2)..(2)
      <223> wherein Ala is a D amino acid

```

```

25      <220>
      <221> MISC_FEATURE
      <222> (3)..(3)
      <223> wherein Phe is conjugated to a Fluoro

```

```

<220>
<221> MISC_FEATURE
<222> (4)..(4)
<223> wherein Phe is conjugated to an AMIDE

```

<400> 260

Tyr Ala Phe Phe
1

```

<210> 261
<211> 6
<212> PRT
<213> Artificial Sequence

```

<220>
<223> Chemically synthesized Dooley polypeptide

```

55      <220>
      <221>  MISC_FEATURE
      <222>  (1) .. (1)

```


EP 2 923 706 A1

<223> wherein Arg is conjugated to an acyl group

<220>

<221> MISC_FEATURE

<222> (4)..(4)

<223> wherein Xaa is a Arg or Lys

<220>

<221> MISC_FEATURE

<222> (5)..(5)

<223> wherein Xaa is a Trp or Ile

<220>

<221> MISC_FEATURE

<222> (6)..(6)

<223> wherein Xaa is a Arg or Lys

<220>

<221> MISC_FEATURE

<222> (6)..(6)

<223> wherein Xaa is conjugated to an AMIDE

<400> 261

Arg Tyr Tyr Xaa Xaa Xaa

1

5

<210> 262

<211> 6

<212> PRT

<213> Artificial Sequence

<220>

<223> Chemically synthesized peptide

<400> 262

Lys Tyr Tyr Arg Trp Arg

1

5

<210> 263

<211> 6

<212> PRT

<213> Artificial Sequence

<220>

<223> Chemically synthesized peptide

<400> 263

Arg Tyr Tyr Arg Trp Arg

1

5

<210> 264

<211> 6

<212> PRT

<213> Artificial Sequence

<220>

<223> Chemically synthesized peptide

EP 2 923 706 A1

<400> 264

Lys Trp Arg Tyr Tyr Arg
1 5

<210> 265

<211> 6

<212> PRT

<213> Artificial Sequence

<220>

<223> Chemically synthesized peptide

<400> 265

Arg Tyr Tyr Arg Trp Lys
1 5

<210> 266

<211> 6

<212> PRT

<213> Artificial Sequence

<220>

<223> Chemically synthesized peptide

<220>

<221> MISC_FEATURE

<222> (1)..(6)

<223> wherein amino acids 1 to 6 are D amino acids

<400> 266

Arg Tyr Tyr Arg Trp Lys
1 5

<210> 267

<211> 6

<212> PRT

<213> Artificial Sequence

<220>

<223> Chemically synthesized peptide

<400> 267

Arg Tyr Tyr Arg Ile Lys
1 5

<210> 268

<211> 6

<212> PRT

<213> Artificial Sequence

<220>

<223> Chemically synthesized peptide

EP 2 923 706 A1

<400> 268

Arg Tyr Tyr Arg Ile Arg
1 5

<210> 269

<211> 6

<212> PRT

<213> Artificial Sequence

<220>

<223> Chemically synthesized peptide

<400> 269

Arg Tyr Tyr Lys Ile Lys
1 5

<210> 270

<211> 6

<212> PRT

<213> Artificial Sequence

<220>

<223> Chemically synthesized peptide

<400> 270

Arg Tyr Tyr Lys Ile Arg
1 5

<210> 271

<211> 6

<212> PRT

<213> Artificial Sequence

<220>

<223> Chemically synthesized peptide

<400> 271

Arg Tyr Tyr Lys Trp Arg
1 5

<210> 272

<211> 6

<212> PRT

<213> Artificial Sequence

<220>

<223> Chemically synthesized peptide

<400> 272

Arg Tyr Tyr Lys Trp Lys
1 5

<210> 273

EP 2 923 706 A1

<211> 6
 <212> PRT
 <213> Artificial Sequence
 5
 <220>
 <223> Chemically synthesized peptide
 <400> 273
 10
 Arg Tyr Tyr Arg Trp Arg
 1 5
 <210> 274
 <211> 6
 <212> PRT
 15
 <213> Artificial Sequence
 <220>
 <223> Chemically synthesized peptide
 20
 <400> 274
 Arg Tyr Tyr Arg Trp Lys
 1 5
 25
 <210> 275
 <211> 6
 <212> PRT
 <213> Artificial Sequence
 30
 <220>
 <223> Chemically synthesized peptide
 <400> 275
 35
 Arg Tyr Tyr Lys Trp Arg
 1 5
 <210> 276
 <211> 6
 <212> PRT
 40
 <213> Artificial Sequence
 <220>
 <223> Chemically synthesized peptide
 45
 <400> 276
 Arg Tyr Tyr Lys Trp Lys
 1 5
 50
 <210> 277
 <211> 6
 <212> PRT
 <213> Artificial Sequence
 55
 <220>
 <223> Chemically synthesized peptide

<400> 277

Arg Tyr Tyr Arg Trp Lys
1 5

<210> 278

<211> 6

<212> PRT

<213> Artificial Sequence

<220>

<223> Chemically synthesized peptide

<400> 278

Lys Tyr Tyr Arg Trp Lys
1 5

Claims

1. A guanylate cyclase receptor agonist having the sequence of SEQ ID NO:9, wherein said sequence is a [4,12; 7,15] bicycle, for use in a method of preventing or treating hypercholesterolemia.
2. The guanylate cyclase receptor agonist for use according to claim 1, further comprising administering an effective dose of inhibitor of a cGMP-specific phosphodiesterase.
3. The guanylate cyclase receptor agonist for use according to claim 2, wherein said inhibitor of cGMP-dependent phosphodiesterase is administered either concurrently or sequentially with said guanylate cyclase receptor agonist.
4. The guanylate cyclase receptor agonist for use according to claim 1, further comprising administering an effective dose of a fibrate, a lipid altering agent, or a HMG-CoA reductase inhibitor.
5. The guanylate cyclase receptor agonist for use according to claim 4, wherein said fibrate, lipid altering agent, or HMG-CoA reductase inhibitor is administered either concurrently or sequentially with said guanylate cyclase receptor agonist.
6. The guanylate cyclase receptor agonist for use according to claim 1, further comprising administering an effective dose of an anti-diabetic agent.
7. The guanylate cyclase receptor agonist for use according to claim 6, further comprising wherein said anti-diabetic agent is administered either concurrently or sequentially with said guanylate cyclase receptor agonist.
8. The guanylate cyclase receptor agonist for use according to claim 1, further comprising administering an effective dose of an anti-obesity agent.
9. The guanylate cyclase receptor agonist for use according to claim 8, wherein said anti-obesity agent is administered either concurrently or sequentially with said guanylate cyclase receptor agonist.
10. The guanylate cyclase receptor agonist for use according to claim 2, further comprising administering a fibrate, a lipid altering agent, a HMG-CoA reductase inhibitor, an anti-diabetic agent or an anti-obesity agent.
11. The guanylate cyclase receptor agonist for use according to claim 10, wherein said fibrate, lipid altering agent, HMG-CoA reductase inhibitor, anti-diabetic agent or anti-obesity agent is administered either concurrently or sequentially with said inhibitor of a cGMP-specific phosphodiesterase.
12. The guanylate cyclase receptor agonist for use according to claim 4, wherein said fibrate, lipid altering agent, or a

EP 2 923 706 A1

HMG-CoA reductase inhibitor is administered at less than the standard dose for treating high cholesterol.

5

10

15

20

25

30

35

40

45

50

55

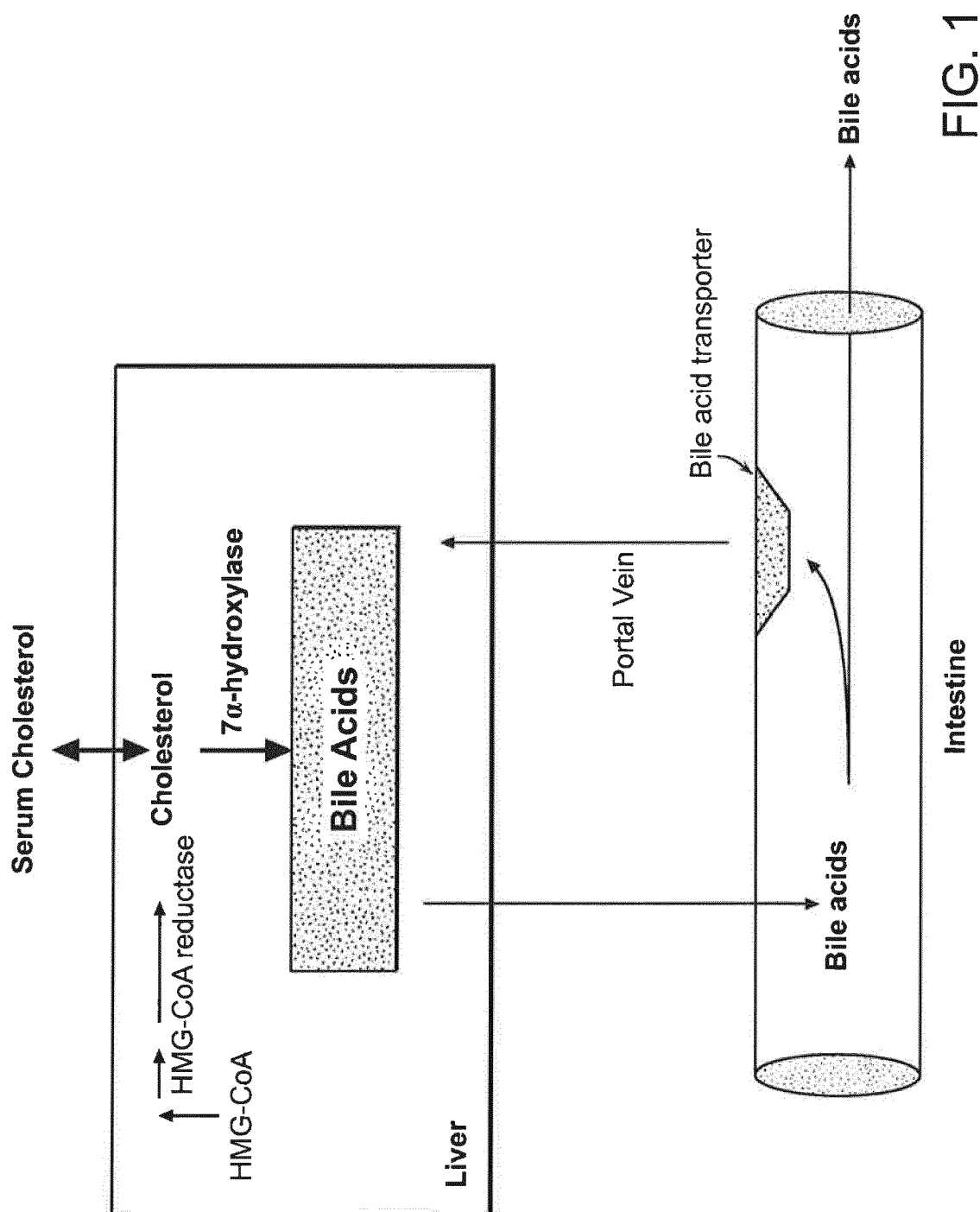
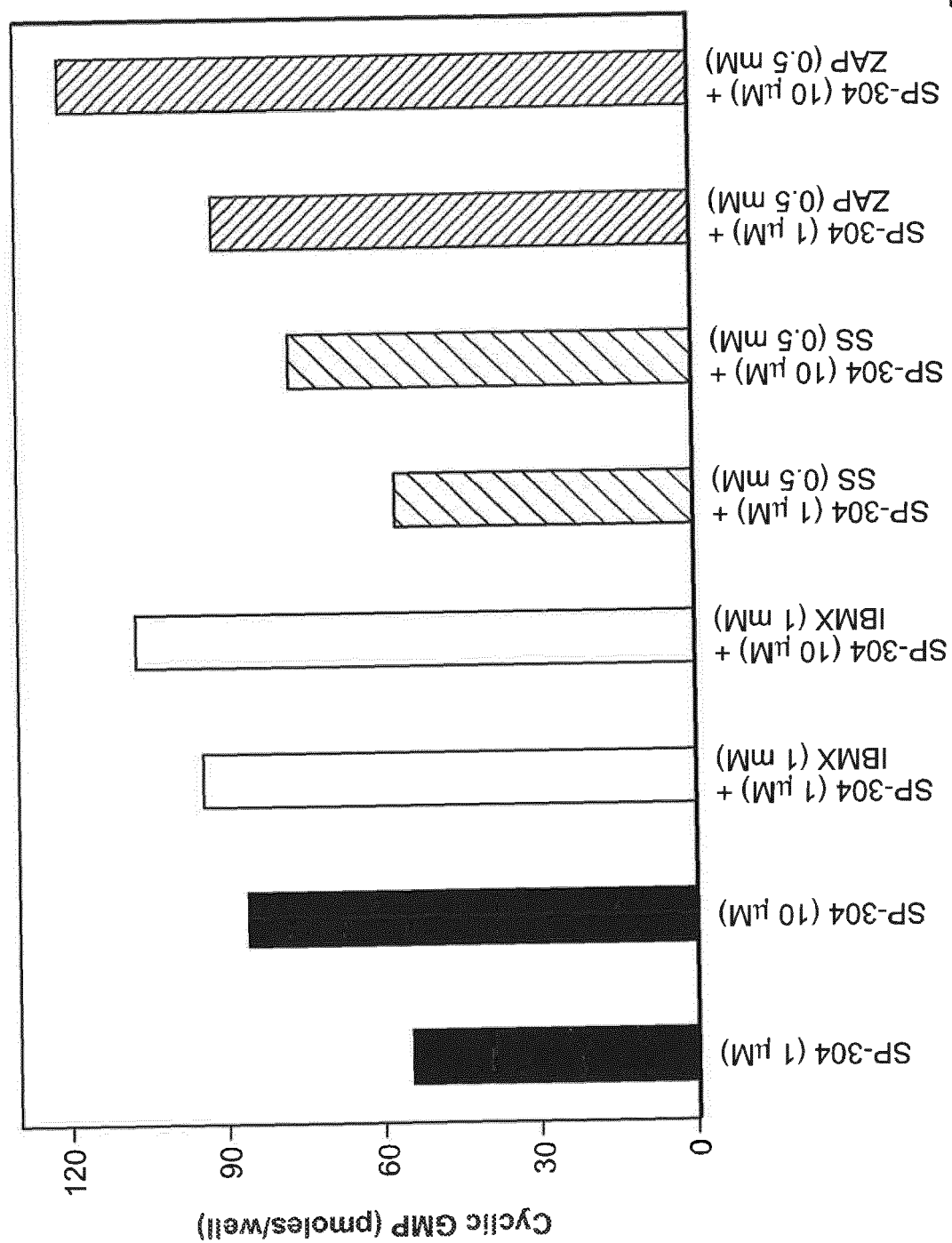


FIG. 2



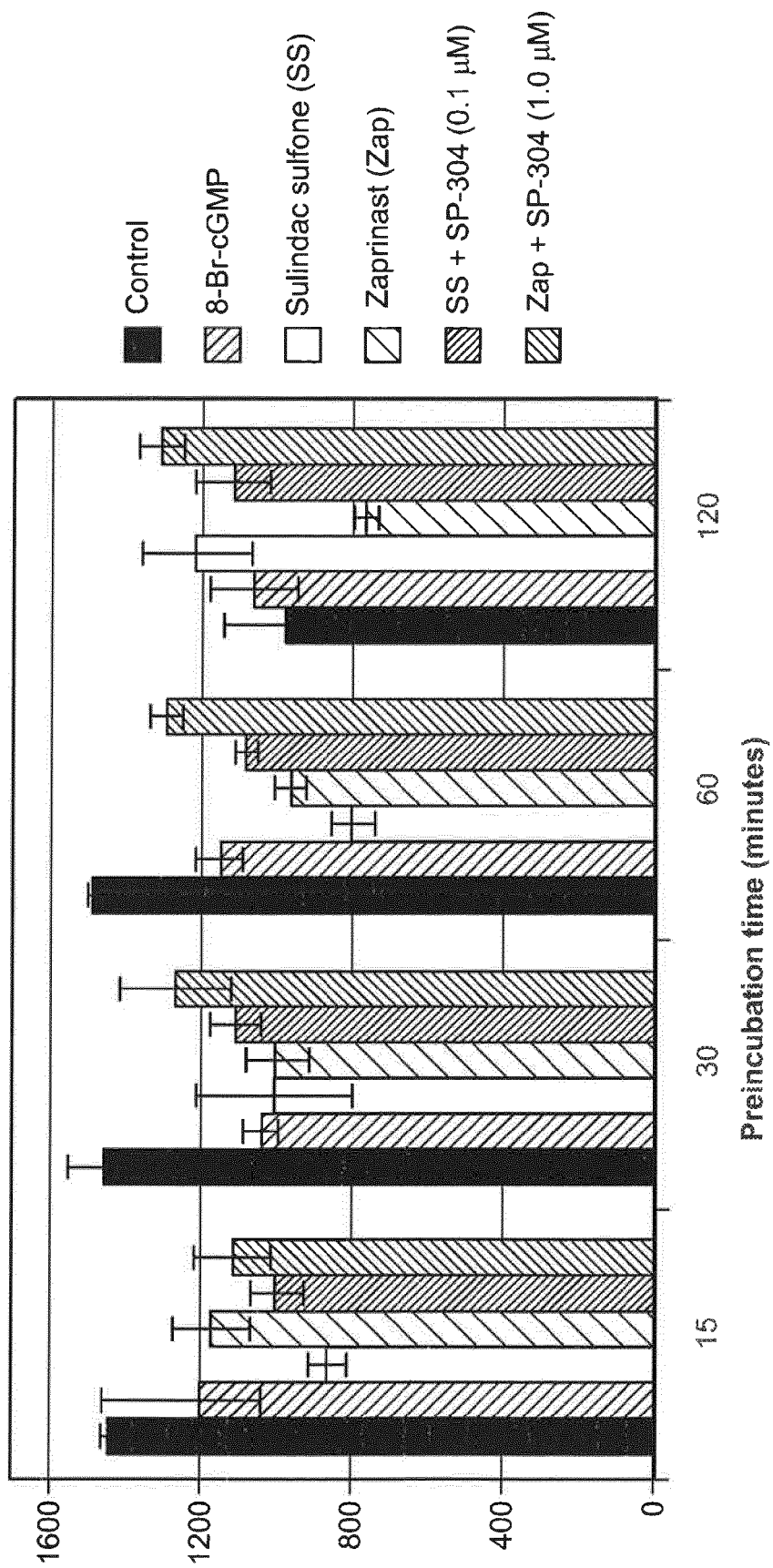


FIG. 3

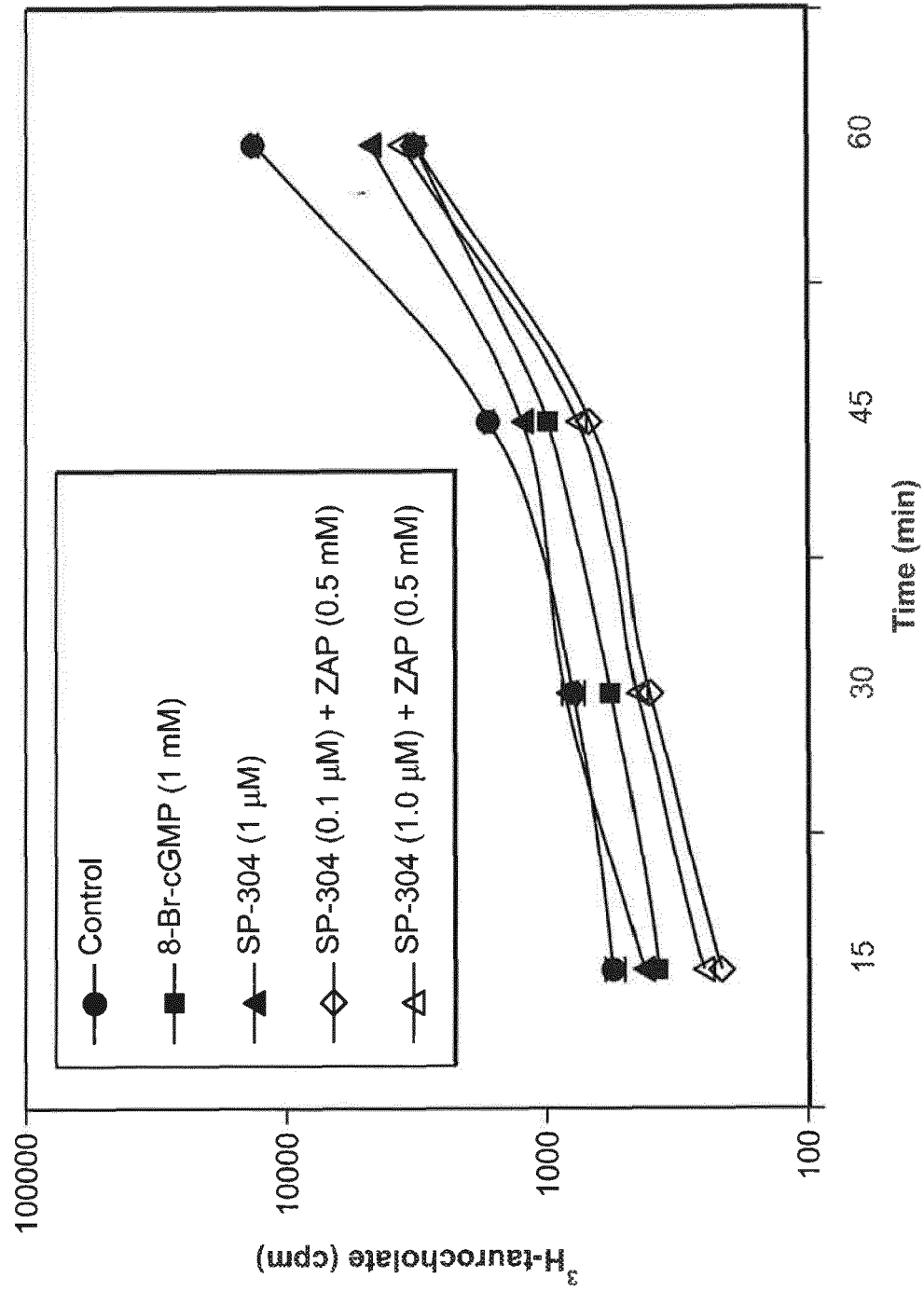


FIG. 4

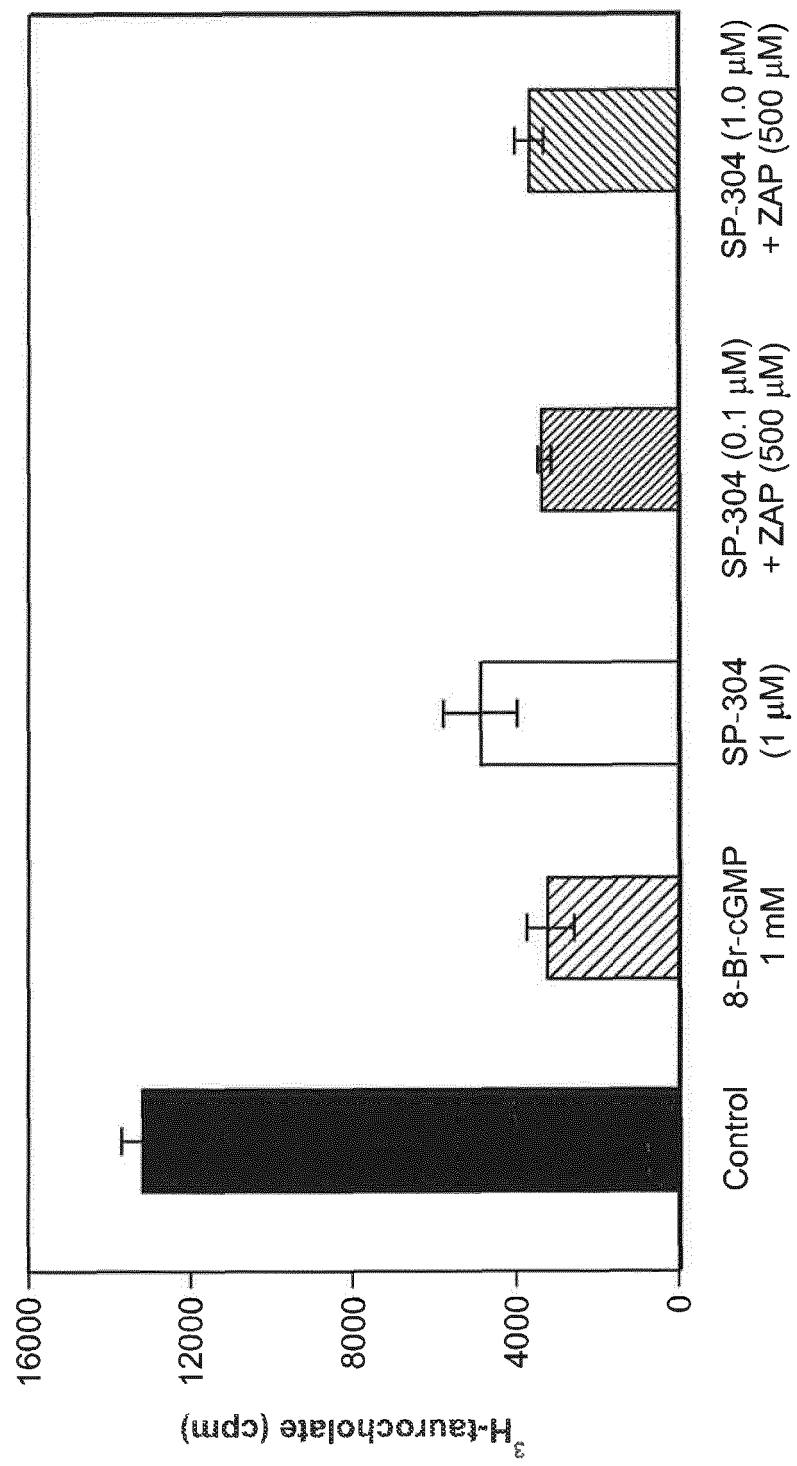


FIG. 5

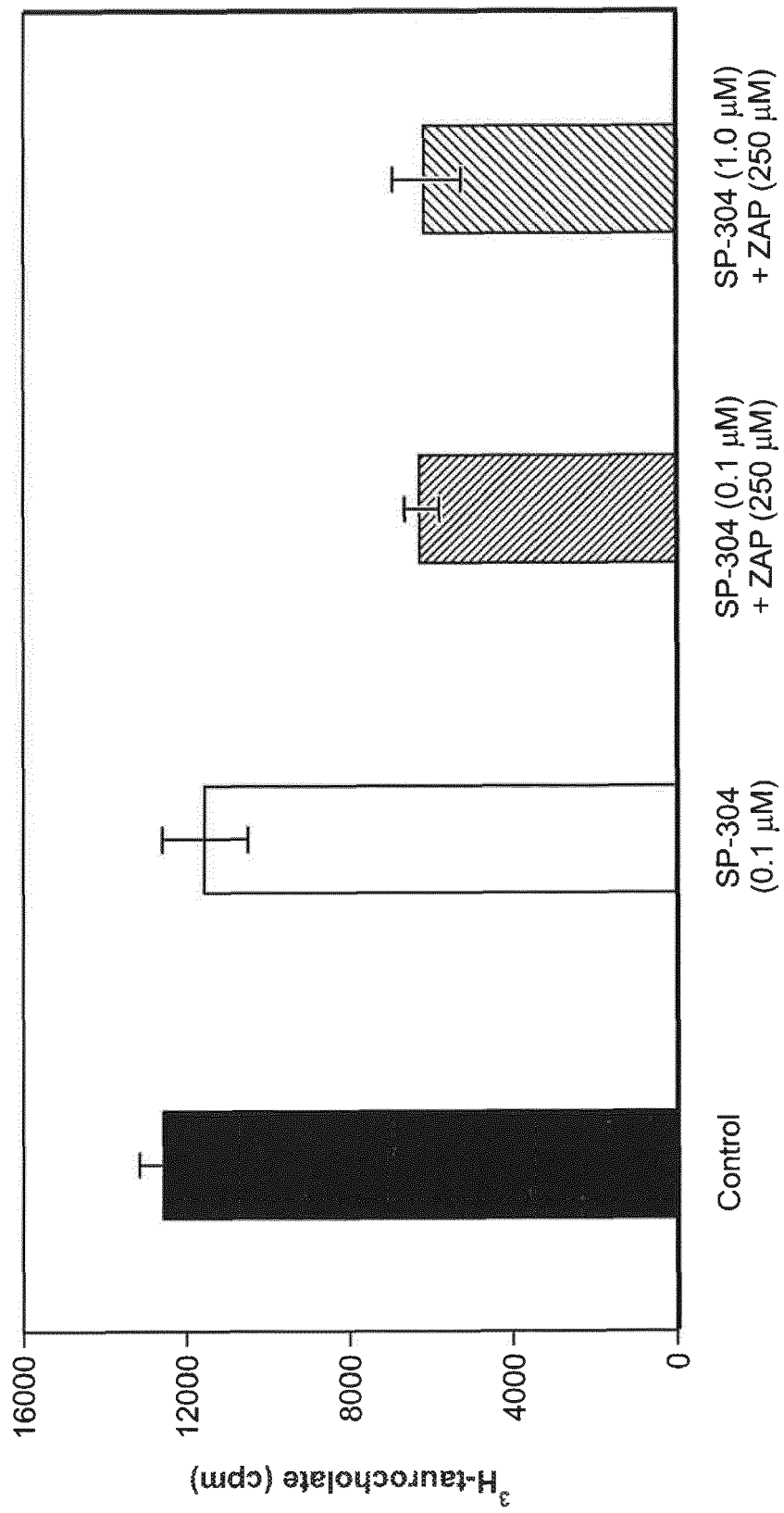


FIG. 6



EUROPEAN SEARCH REPORT

 Application Number
 EP 15 16 1750

DOCUMENTS CONSIDERED TO BE RELEVANT			
Category	Citation of document with indication, where appropriate, of relevant passages	Relevant to claim	CLASSIFICATION OF THE APPLICATION (IPC)
X	WO 2008/151257 A2 (SYNERGY PHARMACEUTICALS INC [US]; SHAILUBHAI KUNWAR [US]; JACOB GARY S) 11 December 2008 (2008-12-11) * the whole document * * claims 1-21 * * tables I-II * * sequence 9 * * page 5, lines 12-14, 31-33 * * page 6, lines 6-7 * * page 21, line 15 - page 22, line 11 * * examples 1-6 * * figures 7A, 7F, 8, 11, 12 * * page 37, line 24 *	1-12	INV. A61K38/10 A61P1/00 A61P5/00 A61P9/00 C07K7/08
Y	WO 2007/101158 A2 (MICROBIA INC [US]; CURRIE MARK G [US]) 7 September 2007 (2007-09-07) * the whole document * * page 209, line 14 *	1-12	
Y,P	WO 2010/065751 A2 (SYNERGY PHARMACEUTICALS INC [US]; SHAILUBHAI KUNWAR [US]; COMISKEY STE) 10 June 2010 (2010-06-10) * sequence 9 *	1-12	TECHNICAL FIELDS SEARCHED (IPC) A61K A61P C07K
Y,P	WO 2010/009319 A2 (SYNERGY PHARMACEUTICALS INC [US]; SHAILUBHAI KUNWAR [US]) 21 January 2010 (2010-01-21) * page 36, lines 27-28 *	1-12	
Y,P	WO 2009/149278 A1 (SYNERGY PHARMACEUTICALS INC [US]; SHAILUBHAI KUNWAR [US]; JACOB GARY S) 10 December 2009 (2009-12-10) * page 24, line 3 *	1-12	

-/--			
The present search report has been drawn up for all claims			
Place of search		Date of completion of the search	Examiner
Munich		15 June 2015	Fayos, Cécile
CATEGORY OF CITED DOCUMENTS X : particularly relevant if taken alone Y : particularly relevant if combined with another document of the same category A : technological background O : non-written disclosure P : intermediate document T : theory or principle underlying the invention E : earlier patent document, but published on, or after the filing date D : document cited in the application L : document cited for other reasons & : member of the same patent family, corresponding document			

EPO FORM 1503 03.82 (P04C01)



EUROPEAN SEARCH REPORT

Application Number
EP 15 16 1750

DOCUMENTS CONSIDERED TO BE RELEVANT			
Category	Citation of document with indication, where appropriate, of relevant passages	Relevant to claim	CLASSIFICATION OF THE APPLICATION (IPC)
E	WO 2012/037380 A2 (SYNERGY PHARMACEUTICALS INC [US]; COMISKEY STEPHEN [US]; FENG RONG [US]) 22 March 2012 (2012-03-22) * sequence 9 * * page 59, paragraph 117 * -----	1-12	
			TECHNICAL FIELDS SEARCHED (IPC)
The present search report has been drawn up for all claims			
Place of search Munich		Date of completion of the search 15 June 2015	Examiner Fayos, Cécile
CATEGORY OF CITED DOCUMENTS X : particularly relevant if taken alone Y : particularly relevant if combined with another document of the same category A : technological background O : non-written disclosure P : intermediate document T : theory or principle underlying the invention E : earlier patent document, but published on, or after the filing date D : document cited in the application L : document cited for other reasons & : member of the same patent family, corresponding document			

EPO FORM 1503 03.82 (P04C01)

**ANNEX TO THE EUROPEAN SEARCH REPORT
ON EUROPEAN PATENT APPLICATION NO.**

EP 15 16 1750

This annex lists the patent family members relating to the patent documents cited in the above-mentioned European search report.
The members are as contained in the European Patent Office EDP file on
The European Patent Office is in no way liable for these particulars which are merely given for the purpose of information.

15-06-2015

Patent document cited in search report		Publication date		Patent family member(s)	Publication date
WO 2008151257 A2	11-12-2008	AU	2008261102 A1	11-12-2008	
		CA	2688161 A1	11-12-2008	
		CN	101772513 A	07-07-2010	
		CN	103601792 A	26-02-2014	
		DK	2170930 T3	05-11-2012	
		EA	200971130 A1	30-06-2010	
		EP	2170930 A2	07-04-2010	
		EP	2527360 A2	28-11-2012	
		ES	2393885 T3	28-12-2012	
		HK	1142085 A1	26-04-2013	
		JP	5546451 B2	09-07-2014	
		JP	2010530849 A	16-09-2010	
		JP	2014185158 A	02-10-2014	
		US	2009048175 A1	19-02-2009	
		US	2011160120 A1	30-06-2011	
		US	2014024605 A1	23-01-2014	
		US	2014329738 A1	06-11-2014	
		US	2015057235 A1	26-02-2015	
		WO	2008151257 A2	11-12-2008	

WO 2007101158 A2	07-09-2007	US	2009192083 A1	30-07-2009	
		WO	2007101158 A2	07-09-2007	

WO 2010065751 A2	10-06-2010	AU	2009322285 A1	30-06-2011	
		CA	2745694 A1	10-06-2010	
		EP	2373296 A2	12-10-2011	
		JP	2012510527 A	10-05-2012	
		JP	2015038070 A	26-02-2015	
		US	2010221329 A1	02-09-2010	
		WO	2010065751 A2	10-06-2010	

WO 2010009319 A2	21-01-2010	AU	2009270833 A1	21-01-2010	
		CA	2730603 A1	21-01-2010	
		EP	2321341 A2	18-05-2011	
		JP	2011528375 A	17-11-2011	
		US	2010093635 A1	15-04-2010	
		US	2011319343 A1	29-12-2011	
		US	2013116199 A1	09-05-2013	
		US	2013310328 A1	21-11-2013	
		US	2014135274 A1	15-05-2014	
		WO	2010009319 A2	21-01-2010	

WO 2009149278 A1	10-12-2009	AU	2009256156 A1	10-12-2009	
		CA	2726913 A1	10-12-2009	
		EP	2296685 A1	23-03-2011	
		JP	2011523662 A	18-08-2011	

EPO FORM P0459

For more details about this annex : see Official Journal of the European Patent Office, No. 12/82

ANNEX TO THE EUROPEAN SEARCH REPORT ON EUROPEAN PATENT APPLICATION NO.

EP 15 16 1750

This annex lists the patent family members relating to the patent documents cited in the above-mentioned European search report. The members are as contained in the European Patent Office EDP file on
The European Patent Office is in no way liable for these particulars which are merely given for the purpose of information.

15-06-2015

Patent document cited in search report	Publication date	Patent family member(s)	Publication date
		US 2010069306 A1	18-03-2010
		US 2012220526 A1	30-08-2012
		US 2013096071 A1	18-04-2013
		US 2013274204 A1	17-10-2013
		WO 2009149278 A1	10-12-2009

WO 2012037380 A2	22-03-2012	AU 2011302006 A1	07-03-2013
		CA 2810243 A1	22-03-2012
		EP 2621509 A2	07-08-2013
		JP 2013538233 A	10-10-2013
		WO 2012037380 A2	22-03-2012

REFERENCES CITED IN THE DESCRIPTION

This list of references cited by the applicant is for the reader's convenience only. It does not form part of the European patent document. Even though great care has been taken in compiling the references, errors or omissions cannot be excluded and the EPO disclaims all liability in this regard.

Patent documents cited in the description

- US SN12133344 A [0001]
- US SN60933194 P [0001]
- US SN12478505 A [0001]
- US SN61058888 A [0001]
- US SN12478511 A [0001]
- US SN61058892 A [0001]
- US SN12504288 A [0001]
- US SN61081289 A [0001]
- US 5489670 A [0003]
- WO 0125266 A [0006]
- US 20030108885 A [0058]
- US 20030082575 A [0058]
- US 20060019347 A [0058]
- US 6309633 B [0064]
- US 2006019347 A [0064]
- WO 0176632 A [0092]
- US 4522811 A [0101]
- US 6086918 A [0107]
- US 5912014 A [0107]
- WO 0112233 A [0109]
- US 3773919 A [0109]
- US 4767628 A [0109]
- US 20030068384 A [0109]
- US 6620422 B [0109]
- EP 0467389 A2 [0109]
- WO 9324150 A [0109]
- US 5612052 A [0109]
- WO 9740085 A [0109]
- WO 03075887 A [0109]
- WO 0101964 A2 [0109]
- US 5922356 A [0109]
- WO 94155587 A [0109]
- WO 02074247 A2 [0109]
- WO 9825642 A [0109]
- US 5968895 A [0109]
- US 6180608 B [0109]
- US 20030171296 A [0109]
- US 20020176841 A [0109]
- US 5672659 A [0109]
- US 5893985 A [0109]
- US 5134122 A [0109]
- US 5192741 A [0109]
- US 4668506 A [0109]
- US 4713244 A [0109]
- US 5445832 A [0109]
- US 4931279 A [0109]
- US 5980945 A [0109]
- WO 02058672 A [0109]
- WO 9726015 A [0109]
- WO 9704744 A [0109]
- US 20020019446 A [0109]
- US 601101 A [0109]
- WO 9406452 A [0109]
- WO 03053401 A [0109]
- WO 0238129 A [0109]
- EP 326151 A [0109]
- US 5236704 A [0109]
- WO 0230398 A [0109]
- WO 9813029 A [0109]
- US 20030064105 A [0109]
- US 20030138488 A1 [0109]
- US 20030216307 A1 [0109]
- US 6667060 B [0109]
- WO 0149249 A [0109]
- WO 0149311 A [0109]
- US 5877224 A [0109]
- WO 04041195 A [0109]
- US 4910021 A [0109]
- WO 9001329 A [0109]
- US 5175003 A [0109]
- WO 04052339 A [0110]
- WO 03105812 A [0110]
- WO 0243767 A [0110]
- WO 03007913 A [0110]
- WO 03086297 A [0110]
- WO 02072075 A [0110]
- WO 04064769 A [0110]
- WO 0506315 A [0110]
- WO 03035029 A [0110]
- WO 03035041 A [0110]
- US 5007790 A [0110]
- US 5972389 A [0110]
- WO 04112711 A [0110]
- WO 05027878 A [0110]
- WO 02072033 A [0110]
- WO 02072034 A [0110]
- WO 05030182 A [0110]
- WO 05048998 A [0110]
- US 5952314 A [0110]
- US 5108758 A [0110]
- US 5840860 A [0110]
- JP 10324642 B [0110]
- US 5866619 A [0110]
- US 6368629 B [0110]
- US 6531152 B [0110]
- US 6234464 B [0110]
- US 6403130 B [0110]
- WO 0174175 A [0110]

EP 2 923 706 A1

- WO 05063206 A [0110]
- WO 04019872 A [0110]
- US 4503030 A [0112]
- US 5609590 A [0112]
- US 5358502 A [0112]
- US 6589750 B [0114]
- US 20030078200 A1 [0114]
- WO 02051435 A2 [0114]
- WO 0132180 A2 [0115]
- WO 03097051 A [0115]
- WO 05007626 A [0115]
- WO 01019849 A1 [0115]
- FR 2830451 [0120]
- WO 8805774 A [0121]
- EP 1321142 A1 [0122] [0132]
- WO 03053432 A1 [0122] [0132]
- EP 505322 A1 [0122] [0132]
- EP 505322 B1 [0122] [0132]
- US 5510353 A [0122] [0132]
- EP 507672 A1 [0122] [0132]
- EP 507672 B1 [0122] [0132]
- US 5273983 A [0122] [0132]
- EP 625162 B1 [0123]
- US 5364842 A [0123]
- US 5587454 A [0123]
- US 5824645 A [0123]
- US 5859186 A [0123]
- US 5994305 A [0123]
- US 6087091 A [0123]
- US 6136786 A [0123]
- WO 9313128 A1 [0123]
- EP 1336409 A1 [0123]
- EP 835126 A1 [0123]
- EP 835126 B1 [0123]
- US 5795864 A [0123]
- US 5891849 A [0123]
- US 6054429 A [0123]
- WO 9701351 A1 [0123]
- EP 873753 A1 [0125]
- US 20010006972 A1 [0125]
- US 20030109417 A1 [0125]
- WO 0152844 A1 [0125]
- GB 290795 A [0126]
- WO 02094187 A2 [0127]
- EP 876347 A1 [0127]
- WO 9721680 A1 [0127]
- US 6277862 B [0127]
- WO 9811090 A [0127]
- WO 9528418 A [0127]
- WO 9719927 A [0127]
- WO 03077897 A1 [0128]
- WO 0164212 A1 [0129]
- US 7052674 B [0132]
- US 20050169917 A [0132]
- US 20050287067 A [0132]
- US 6951867 B [0132]
- EP 01588707 A [0132]
- US 20040121994 A [0132]
- US 5063245 A [0132]
- US 5861398 A [0132]
- US 20040224964 A [0132]
- US 20040198726 A [0132]
- US 20040176400 A [0132]
- US 20040171607 A [0132]
- US 20040110815 A [0132]
- US 20040006066 A [0132]
- US 20050209253 A [0132]
- US 20040229867 A [0132]
- US 6683072 B [0132]
- WO 02067942 A [0132]
- US 20060040950 A [0132]
- US 7002015 B [0132]
- US 6923992 B [0132]
- EP 01550443 A [0132]
- US 6645959 B [0135]
- WO 03030833 A [0136]
- US 2809194 A [0136]
- GB 902658 A [0136]
- US 3108097 A [0136]
- GB 861367 A [0136]
- NL 6605692 [0136]
- US 4034009 A [0136]
- US 4059622 A [0136]
- US 3408387 A [0136]
- US 4654362 A [0136]
- US 4567195 A [0136]
- US 4466972 A [0136]
- US 3799934 A [0136]
- US 4046889 A [0136]
- US 4452790 A [0136]
- US 4385051 A [0136]
- US 4374829 A [0136]
- US 4168267 A [0136]
- EP 79022 A [0136]
- US 4344949 A [0136]
- US 4316906 A [0136]
- EP 80822 A [0136]
- EP 60668 A [0136]
- GB 2103614 A [0136]
- US 4473575 A [0136]
- US 2003006922 A [0136]
- US 4337201 A [0136]
- US 4432971 A [0136]
- US 5362727 A [0136]
- US 5366973 A [0136]
- US 5225401 A [0136]
- US 4722810 A [0136]
- US 5223516 A [0136]
- US 4749688 A [0136]
- US 5552397 A [0136]
- US 5504080 A [0136]
- US 5612359 A [0136]
- US 5525723 A [0136]
- EP 0599444 A [0136]
- EP 0481522 A [0136]
- EP 0595610 A [0136]

EP 2 923 706 A1

- EP 0534363 A [0136]
- EP 534396 A [0136]
- EP 534492 A [0136]
- EP 0629627 A [0136]
- US 3282938 A [0136]
- DE 2521113 [0136]
- US 3267104 A [0136]
- US 3152173 A [0136]
- FR 1103113 [0136]
- US 5703110 A [0136]
- US 5196444 A [0136]
- US 518535 A [0136]
- US 5650650 A [0136]
- US 5270317 A [0136]
- US 5352788 A [0136]
- US 5138069 A [0136]
- US 5153197 A [0136]
- US 5128355 A [0136]
- US 5149699 A [0136]
- US 5591762 A [0136]
- US 5399578 A [0136]
- EP 475206 A [0136]
- EP 497150 A [0136]
- EP 539086 A [0136]
- EP 539713 A [0136]
- EP 535463 A [0136]
- EP 535465 A [0136]
- EP 542059 A [0136]
- EP 497121 A [0136]
- EP 535420 A [0136]
- EP 407342 A [0136]
- EP 415886 A [0136]
- EP 424317 A [0136]
- EP 435827 A [0136]
- EP 433983 A [0136]
- EP 475898 A [0136]
- EP 490820 A [0136]
- EP 528762 A [0136]
- EP 324377 A [0136]
- EP 323841 A [0136]
- EP 420237 A [0136]
- EP 500297 A [0136]
- EP 426021 A [0136]
- EP 480204 A [0136]
- EP 429257 A [0136]
- EP 430709 A [0136]
- EP 434249 A [0136]
- EP 446062 A [0136]
- EP 505954 A [0136]
- EP 524217 A [0136]
- EP 514197 A [0136]
- EP 514198 A [0136]
- EP 514193 A [0136]
- EP 514192 A [0136]
- EP 450566 A [0136]
- EP 468372 A [0136]
- EP 485929 A [0136]
- EP 503162 A [0136]
- EP 533058 A [0136]
- EP 467207 A [0136]
- EP 399731 A [0136]
- EP 399732 A [0136]
- EP 412848 A [0136]
- EP 453210 A [0136]
- EP 456442 A [0136]
- EP 470794 A [0136]
- EP 470795 A [0136]
- EP 495626 A [0136]
- EP 495627 A [0136]
- EP 499414 A [0136]
- EP 499416 A [0136]
- EP 499415 A [0136]
- EP 511791 A [0136]
- EP 516392 A [0136]
- EP 520723 A [0136]
- EP 520724 A [0136]
- EP 539066 A [0136]
- EP 438869 A [0136]
- EP 505893 A [0136]
- EP 530702 A [0136]
- EP 400835 A [0136]
- EP 400974 A [0136]
- EP 401030 A [0136]
- EP 407102 A [0136]
- EP 411766 A [0136]
- EP 409332 A [0136]
- EP 412594 A [0136]
- EP 419048 A [0136]
- EP 480659 A [0136]
- EP 481614 A [0136]
- EP 490587 A [0136]
- EP 467715 A [0136]
- EP 479479 A [0136]
- EP 502725 A [0136]
- EP 503838 A [0136]
- EP 505098 A [0136]
- EP 505111 A [0136]
- EP 513979 A [0136]
- EP 507594 A [0136]
- EP 510812 A [0136]
- EP 511767 A [0136]
- EP 512675 A [0136]
- EP 512676 A [0136]
- EP 512870 A [0136]
- EP 517357 A [0136]
- EP 537937 A [0136]
- EP 534706 A [0136]
- EP 527534 A [0136]
- EP 540356 A [0136]
- EP 461040 A [0136]
- EP 540039 A [0136]
- EP 465368 A [0136]
- EP 498723 A [0136]
- EP 498722 A [0136]
- EP 498721 A [0136]
- EP 515265 A [0136]

EP 2 923 706 A1

- EP 503785 A [0136]
- EP 501892 A [0136]
- EP 519831 A [0136]
- EP 532410 A [0136]
- EP 498361 A [0136]
- EP 432737 A [0136]
- EP 504888 A [0136]
- EP 508393 A [0136]
- EP 508445 A [0136]
- EP 403159 A [0136]
- EP 403158 A [0136]
- EP 425211 A [0136]
- EP 427463 A [0136]
- EP 437103 A [0136]
- EP 481448 A [0136]
- EP 488532 A [0136]
- EP 501269 A [0136]
- EP 500409 A [0136]
- EP 540400 A [0136]
- EP 005528 A [0136]
- EP 028834 A [0136]
- EP 028833 A [0136]
- EP 411507 A [0136]
- EP 425921 A [0136]
- EP 430300 A [0136]
- EP 434038 A [0136]
- EP 442473 A [0136]
- EP 443568 A [0136]
- EP 445811 A [0136]
- EP 459136 A [0136]
- EP 483683 A [0136]
- EP 518033 A [0136]
- EP 520423 A [0136]
- EP 531876 A [0136]
- EP 531874 A [0136]
- EP 392317 A [0136]
- EP 468470 A [0136]
- EP 470543 A [0136]
- EP 502314 A [0136]
- EP 529253 A [0136]
- EP 543263 A [0136]
- EP 540209 A [0136]
- EP 449699 A [0136]
- EP 465323 A [0136]
- EP 521768 A [0136]
- EP 415594 A [0136]
- WO 9214468 A [0136]
- WO 9308171 A [0136]
- WO 9308169 A [0136]
- WO 9100277 A [0136]
- WO 9100281 A [0136]
- WO 9114367 A [0136]
- WO 9200067 A [0136]
- WO 9200977 A [0136]
- WO 9220342 A [0136]
- WO 9304045 A [0136]
- WO 9304046 A [0136]
- WO 9115206 A [0136]
- WO 9214714 A [0136]
- WO 9209600 A [0136]
- WO 9216552 A [0136]
- WO 9305025 A [0136]
- WO 9303018 A [0136]
- WO 9107404 A [0136]
- WO 9202508 A [0136]
- WO 9213853 A [0136]
- WO 9119697 A [0136]
- WO 9111909 A [0136]
- WO 9112001 A [0136]
- WO 9111999 A [0136]
- WO 9115209 A [0136]
- WO 9115479 A [0136]
- WO 9220687 A [0136]
- WO 9220662 A [0136]
- WO 9220661 A [0136]
- WO 9301177 A [0136]
- WO 911467 A [0136]
- WO 9113063 A [0136]
- WO 9213564 A [0136]
- WO 9117148 A [0136]
- WO 9118888 A [0136]
- WO 9119715 A [0136]
- WO 9202257 A [0136]
- WO 9204335 A [0136]
- WO 9205161 A [0136]
- WO 9207852 A [0136]
- WO 9215577 A [0136]
- WO 9303033 A [0136]
- WO 9116313 A [0136]
- WO 9200068 A [0136]
- WO 9202510 A [0136]
- WO 9209278 A [0136]
- WO 920179 A [0136]
- WO 9210180 A [0136]
- WO 9210186 A [0136]
- WO 9210181 A [0136]
- WO 9210097 A [0136]
- WO 9210183 A [0136]
- WO 9210182 A [0136]
- WO 9210187 A [0136]
- WO 9210184 A [0136]
- WO 9210188 A [0136]
- WO 9210185 A [0136]
- WO 9220651 A [0136]
- WO 9303722 A [0136]
- WO 9306828 A [0136]
- WO 9303040 A [0136]
- WO 9219211 A [0136]
- WO 9222533 A [0136]
- WO 9206081 A [0136]
- WO 9205784 A [0136]
- WO 9300341 A [0136]
- WO 9204343 A [0136]
- WO 9204059 A [0136]
- US 5104877 A [0136]
- US 5187168 A [0136]

EP 2 923 706 A1

- US 5185340 A [0136]
- US 4880804 A [0136]
- US 4916129 A [0136]
- US 5173494 A [0136]
- US 5137906 A [0136]
- US 5155126 A [0136]
- US 5140037 A [0136]
- US 5137902 A [0136]
- US 5157026 A [0136]
- US 5053329 A [0136]
- US 5132216 A [0136]
- US 5057522 A [0136]
- US 5066586 A [0136]
- US 5089626 A [0136]
- US 5049565 A [0136]
- US 5087702 A [0136]
- US 5124335 A [0136]
- US 5102880 A [0136]
- US 5128327 A [0136]
- US 5151435 A [0136]
- US 5202322 A [0136]
- US 5187159 A [0136]
- US 5198438 A [0136]
- US 5182288 A [0136]
- US 5036048 A [0136]
- US 5140036 A [0136]
- US 5087634 A [0136]
- US 5196537 A [0136]
- US 5153347 A [0136]
- US 5191086 A [0136]
- US 5190942 A [0136]
- US 5177097 A [0136]
- US 5212177 A [0136]
- US 5208234 A [0136]
- US 5208235 A [0136]
- US 5212195 A [0136]
- US 5130439 A [0136]
- US 5045540 A [0136]
- US 5041152 A [0136]
- US 5210204 A [0136]
- US 3399192 A [0136]
- US 20030069221 A [0136] [0148]
- US 5565473 A [0137]
- WO 0190091 A [0138]
- WO 0190090 A [0138]
- WO 0190092 A [0138]
- WO 02072084 A [0138]
- WO 031037871 A [0138]
- WO 03037887 A [0138]
- US 6207699 B [0138]
- WO 03031439 A [0138]
- US 3914250 A [0138]
- WO 0077010 A [0138]
- WO 0236596 A [0138]
- WO 0248124 A [0138]
- WO 0210169 A [0138]
- WO 0166548 A [0138]
- WO 0244152 A [0138]
- WO 0251844 A [0138]
- WO 0240456 A [0138]
- WO 0240457 A [0138]
- WO 03030901 A [0138]
- WO 03035061 A [0138]
- WO 03039547 A [0138]
- JP 2000256190 B [0138]
- WO 0018749 A [0138]
- WO 0132638 A [0138]
- WO 0162746 A [0138]
- WO 0162747 A [0138]
- WO 03015769 A [0138]
- US 4973587 A [0138]
- US 5013837 A [0138]
- US 5081122 A [0138]
- US 5112820 A [0138]
- US 5292736 A [0138]
- US 5532237 A [0138]
- US 5624941 A [0138]
- US 6028084 A [0138]
- US 6509367 B [0138]
- WO 9633159 A [0138]
- WO 9729079 A [0138]
- WO 9831227 A [0138]
- WO 9833765 A [0138]
- WO 9837061 A [0138]
- WO 9841519 A [0138]
- WO 9843635 A [0138]
- WO 9843636 A [0138]
- WO 9902499 A [0138]
- WO 0010967 A [0138]
- WO 0010968 A [0138]
- WO 0109120 A [0138]
- WO 0158869 A [0138]
- WO 0164632 A [0138]
- WO 0164633 A [0138]
- WO 0164634 A [0138]
- WO 0170700 A [0138]
- WO 0196330 A [0138]
- WO 02076949 A [0138]
- WO 03006007 A [0138]
- WO 03007887 A [0138]
- WO 03020217 A [0138]
- WO 03026647 A [0138]
- WO 03026648 A [0138]
- WO 03027069 A [0138]
- WO 03027076 A [0138]
- WO 03027114 A [0138]
- WO 03037332 A [0138]
- WO 03040107 A [0138]
- WO 03086940 A [0138]
- WO 03084943 A [0138]
- EP 658546 A [0138]
- US 5739106 A [0138]
- WO 9409134 A [0138]
- WO 9822128 A [0138]
- WO 9943813 A [0138]
- WO 9938501 A [0138]

EP 2 923 706 A1

- WO 9946272 A [0138] [0139]
- WO 9967279 A [0138] [0139]
- WO 9967278 A [0138] [0139]
- WO 9961431 A [0138]
- WO 02083128 A [0138] [0139]
- WO 02062764 A [0138] [0139]
- WO 03000180 A [0138] [0139]
- WO 03000181 A [0138] [0139]
- WO 03000250 A [0138] [0139]
- WO 03002530 A [0138] [0139]
- WO 03002531 A [0138]
- WO 03002553 A [0138] [0139]
- WO 03002593 A [0138] [0139]
- WO 03004498 A [0138] [0139]
- WO 03004496 A [0138] [0139]
- WO 03017936 A [0138]
- WO 03024942 A [0138]
- WO 03024965 A [0138]
- WO 03033524 A [0138]
- WO 03037327 A [0138]
- EP 1258476 A [0138] [0139]
- US SN09662448 A [0138]
- US 60203335 B [0138]
- US 6358951 B [0138]
- US 2002049196 A [0138]
- US 2002022637 A [0138]
- WO 0156592 A [0138]
- WO 0232888 A [0138]
- WO 0215905 A [0138]
- WO 03024928 A [0138]
- WO 03024929 A [0138]
- US 5552524 A [0138]
- US 5552523 A [0138]
- US 5552522 A [0138]
- US 5521283 A [0138]
- WO 9623513 A [0138]
- WO 9623514 A [0138]
- WO 9623515 A [0138]
- WO 9623516 A [0138]
- WO 9623517 A [0138]
- WO 9623518 A [0138]
- WO 9623519 A [0138]
- WO 9623520 A [0138]
- WO 0177094 A [0138]
- US 4598089 A [0138]
- US 4452813 A [0138]
- US 5512565 A [0138]
- US 5391571 A [0138]
- US 5602151 A [0138]
- US 4405644 A [0138]
- US 4189438 A [0138]
- US 4242453 A [0138]
- WO 03011267 A [0138]
- WO 9964002 A [0138]
- WO 0074679 A [0138]
- WO O1991752 A [0138]
- WO O125192 A [0138]
- WO O152880 A [0138]
- WO O174844 A [0138]
- WO O170708 A [0138]
- WO O170337 A [0138]
- WO O191752 A [0138]
- WO 02059095 A [0138]
- WO 02059107 A [0138]
- WO 02059108 A [0138]
- WO 02059117 A [0138]
- WO 0206276 A [0138]
- WO 0212166 A [0138]
- WO 0211715 A [0138]
- WO 0212178 A [0138]
- WO 0215909 A [0138]
- WO 0238544 A [0138]
- WO 02068387 A [0138]
- WO 02068388 A [0138]
- WO 02067869 A [0138]
- WO 02081430 A [0138]
- WO 0306604 A [0138]
- WO 03007949 A [0138]
- WO 03009847 A [0138]
- WO 03009850 A [0138]
- WO 03013509 A [0138]
- WO 03031410 A [0138]
- WO 9719952 A [0138]
- WO 0015826 A [0138]
- WO 0015790 A [0138]
- US 20030092041 A [0138]
- WO O121169 A [0138]
- WO 0182925 A [0138]
- WO 0187834 A [0138]
- WO 02051809 A [0138]
- WO 0206245 A [0138]
- WO 02076929 A [0138]
- WO 02076947 A [0138]
- WO 0204433 A [0138]
- WO 0251809 A [0138]
- WO 02083134 A [0138]
- WO 02094799 A [0138]
- WO 03004027 A [0138]
- WO 0313574 A [0138]
- WO 0315769 A [0138]
- WO 03028641 A [0138]
- WO 03035624 A [0138]
- WO 03033476 A [0138]
- WO 03033480 A [0138]
- JP 13226269 B [0138]
- JP 1437059 A [0138]
- WO 03029210 A [0138]
- WO 03047581 A [0138]
- WO 03048137 A [0138]
- WO 03051315 A [0138]
- WO 03051833 A [0138]
- WO 03053922 A [0138]
- WO 03059904 A [0138]
- US 4746680 A [0138]
- US 4806570 A [0138]
- US 5436272 A [0138]

EP 2 923 706 A1

- US 20020006964 A [0138]
- WO 0127068 A [0138]
- WO 0162341 A [0138]
- US 6001836 A [0138]
- WO 9614307 A [0138]
- WO 0123387 A [0138]
- WO 9951600 A [0138]
- WO 0185690 A [0138]
- WO 0185098 A [0138]
- WO 0185173 A [0138]
- WO 0189528 A [0138]
- US 6140354 A [0138]
- US 6191160 B [0138]
- US 6218408 B [0138]
- US 6258837 B [0138]
- US 6313298 B [0138]
- US 6326375 B [0138]
- US 6329395 B [0138]
- US 6335345 B [0138]
- US 6337332 B [0138]
- US 6340683 B [0138]
- EP 01010691 A [0138]
- EP 01044970 A [0138]
- WO 9719682 A [0138]
- WO 9720820 A [0138]
- WO 9720821 A [0138]
- WO 9720822 A [0138]
- WO 9720823 A [0138]
- WO 9827063 A [0138]
- WO 00107409 A [0138]
- WO 00185714 A [0138]
- WO 00185730 A [0138]
- WO 0064880 A [0138]
- WO 0068197 A [0138]
- WO 0069849 A [0138]
- WO 0113917 A [0138]
- WO 0114376 A [0138]
- WO 0185714 A [0138]
- WO 0185730 A [0138]
- WO 0107409 A [0138]
- WO 0102379 A [0138]
- WO 0123388 A [0138]
- WO 0123389 A [0138]
- WO 0144201 A [0138]
- WO 0162737 A [0138]
- WO 0162738 A [0138]
- WO 0220488 A [0138]
- WO 0222592 A [0138]
- WO 0248152 A [0138]
- WO 0249648 A [0138]
- WO 02051806 A [0138]
- WO 02094789 A [0138]
- WO 03009845 A [0138]
- WO 03014083 A [0138]
- WO 03022849 A [0138]
- WO 03028726 A [0138]
- US 20050004155 A [0138]
- WO 0021509 A [0138]
- WO 0196302 A [0138]
- WO 0168609 A [0138]
- WO 0244172 A [0138]
- WO 0251232 A [0138]
- WO 0251838 A [0138]
- WO 02089800 A [0138]
- WO 02090355 A [0138]
- WO 03023561 A [0138]
- WO 03032991 A [0138]
- WO 03037847 A [0138]
- DE 1470341 [0138] [0140]
- DE 2108438 [0138] [0140]
- DE 2123328 [0138] [0140]
- DE 2305339 [0138] [0140]
- DE 2305575 [0138] [0140]
- DE 2315801 [0138] [0140]
- DE 2402908 [0138] [0140]
- DE 2413935 [0138] [0140]
- DE 2451417 [0138] [0140]
- DE 2459090 [0138] [0140]
- DE 2646469 [0138] [0140]
- DE 2727481 [0138] [0140]
- DE 2825048 [0138] [0140]
- DE 2837161 [0138] [0140]
- DE 2845220 [0138] [0140]
- DE 2847621 [0138] [0140]
- DE 2934747 [0138] [0140]
- DE 3021792 [0138] [0140]
- DE 3038166 [0138] [0140]
- DE 3044568 [0138] [0140]
- EP 000718 A [0138] [0140]
- EP 0008408 A [0138] [0140]
- EP 0010759 A [0138] [0140]
- EP 0059948 A [0138] [0140]
- EP 0075436 A [0138] [0140]
- EP 0096517 A [0138] [0140]
- EP 0112987 A [0138]
- EP 0116948 A [0138]
- EP 0150937 A [0138] [0140]
- EP 0158380 A [0138] [0140]
- EP 0161632 A [0138] [0140]
- EP 0161918 A [0138] [0140]
- EP 0167121 A [0138] [0140]
- EP 0199127 A [0138] [0140]
- EP 0220044 A [0138] [0140]
- EP 0247725 A [0138] [0140]
- EP 0258191 A [0138] [0140]
- EP 0272910 A [0138] [0140]
- EP 0272914 A [0138] [0140]
- EP 0294647 A [0138] [0140]
- EP 0300726 A [0138] [0140]
- EP 0335386 A [0138] [0140]
- EP 0357788 A [0138] [0140]
- EP 0389282 A [0138] [0140]
- EP 0406958 A [0138] [0140]
- EP 0426180 A [0138] [0140]
- EP 0428302 A [0138] [0140]
- EP 0435811 A [0138] [0140]

EP 2 923 706 A1

- EP 0470805 A [0138] [0140]
- EP 0482208 A [0138] [0140]
- EP 0490823 A [0138] [0140]
- EP 0506194 A [0138] [0140]
- EP 0511865 A [0138] [0140]
- EP 0527117 A [0138] [0140]
- EP 0626939 A [0138] [0140]
- EP 0664289 A [0138] [0140]
- EP 0671389 A [0138] [0140]
- EP 0685474 A [0138] [0140]
- EP 0685475 A [0138] [0140]
- EP 0685479 A [0138] [0140]
- JP 92234389 B [0138] [0140]
- JP 94329652 B [0138] [0140]
- JP 95010875 B [0138] [0140]
- US 4963561 A [0138] [0140]
- US 5141931 A [0138] [0140]
- WO 9117991 A [0138] [0140]
- WO 9200968 A [0138] [0140]
- WO 9212961 A [0138] [0140]
- WO 9307146 A [0138] [0140]
- WO 9315044 A [0138] [0140]
- WO 9315045 A [0138] [0140]
- WO 9318024 A [0138] [0140]
- WO 9319068 A [0138] [0140]
- WO 9319720 A [0138] [0140]
- WO 9319747 A [0138] [0140]
- WO 9319749 A [0138] [0140]
- WO 9319751 A [0138] [0140]
- WO 9325517 A [0138] [0140]
- WO 9402465 A [0138] [0140]
- WO 9406423 A [0138] [0140]
- WO 9412461 A [0138] [0140]
- WO 9420455 A [0138] [0140]
- WO 9422852 A [0138] [0140]
- WO 9425437 A [0138] [0140]
- WO 9427947 A [0138] [0140]
- WO 9500516 A [0138] [0140]
- WO 9501980 A [0138] [0140]
- WO 9503794 A [0138] [0140]
- WO 9504045 A [0138] [0140]
- WO 9504046 A [0138] [0140]
- WO 9505386 A [0138] [0140]
- WO 9508534 A [0138] [0140]
- WO 9509623 A [0138] [0140]
- WO 9509624 A [0138] [0140]
- WO 9509627 A [0138] [0140]
- WO 9509836 A [0138] [0140]
- WO 9514667 A [0138] [0140]
- WO 9514680 A [0138] [0140]
- WO 9514681 A [0138] [0140]
- WO 9517392 A [0138] [0140]
- WO 9517399 A [0138] [0140]
- WO 9519362 A [0138] [0140]
- WO 9522520 A [0138] [0140]
- WO 9524381 A [0138] [0140]
- WO 9527692 A [0138] [0140]
- WO 9528926 A [0138] [0140]
- WO 9535281 A [0138] [0140]
- WO 9535282 A [0138] [0140]
- WO 9600218 A [0138] [0140]
- WO 9601825 A [0138] [0140]
- WO 9602541 A [0138] [0140]
- WO 9611917 A [0138] [0140]
- DE 3142982 [0138] [0140]
- DE 1116676 [0138]
- DE 2162096 [0138] [0140]
- EP 0293063 A [0138] [0140]
- EP 0463756 A [0138] [0140]
- EP 0579496 A [0138] [0140]
- EP 0667345 A [0138] [0140]
- US 6331543 B [0138] [0140]
- US 20050004222 A [0138] [0140]
- WO 9307124 A [0138] [0140]
- EP 0163965 A [0138] [0140]
- EP 0393500 A [0138] [0140]
- EP 0510562 A [0138] [0140]
- EP 0553174 A [0138] [0140]
- WO 9501338 A [0138] [0140]
- WO 9603399 A [0138] [0140]
- WO 0247712 A [0138]
- WO 03026591 A [0138]
- WO 03057235 A [0138]
- WO 03027637 A [0138]
- US 6162805 A [0138]
- US 6365633 B [0138]
- WO 0300663 A [0138]
- WO 0127060 A [0138]
- WO 01162341 A [0138]
- WO 0215845 A [0138]
- WO 9721993 A [0138]
- WO 9900353 A [0138]
- GB 98284425 A [0138]
- US 183223 P [0138]
- WO 9900123 A [0138]
- US 5541204 A [0138]
- US 5770615 A [0138]
- US 5491134 A [0138]
- US 5776983 A [0138]
- US 488064 A [0138]
- US 5705515 A [0138]
- US 5451677 A [0138]
- WO 9418161 A [0138]
- WO 9529159 A [0138]
- WO 9746556 A [0138]
- WO 9804526 A [0138]
- WO 9832753 A [0138]
- WO 0174782 A [0138]
- WO 0232897 A [0138]
- WO 03014113 A [0138]
- WO 03016276 A [0138]
- WO 03016307 A [0138]
- WO 03024948 A [0138]
- WO 03024953 A [0138]
- WO 03037881 A [0138]
- WO 0112176 A [0138]

EP 2 923 706 A1

- WO 03072197 A [0138]
- WO 0340107 A [0138]
- WO 03053451 A [0138]
- WO 0187335 A [0138]
- WO 020825 A [0138]
- US 20050130891 A [0138]
- US 553B716 A [0138]
- WO 03057237 A [0138]
- WO 03026576 A [0138]
- US 20030119428 A [0138]
- US 5594016 A [0139]
- US 4572912 A [0139]
- WO 9805331 A [0139] [0148]
- US 4687777 A [0139]
- US 5002953 A [0139]
- US 5741803 A [0139]
- US 5965584 A [0139]
- US 6150383 A [0139]
- US 6150384 A [0139]
- US 6166042 A [0139]
- US 6166043 A [0139]
- US 6172090 B [0139]
- US 6211205 B [0139]
- US 6271243 B [0139]
- US 6288095 B [0139]
- US 6303640 B [0139]
- US 6329404 B [0139]
- US 5994554 A [0139]
- WO 9710813 A [0139]
- WO 91127857 A [0139]
- WO 9728115 A [0139]
- WO 9728137 A [0139]
- WO 9727847 A [0139]
- WO 0076488 A [0139]
- WO 03000685 A [0139]
- WO 03027112 A [0139]
- WO 03035602 A [0139]
- WO 03048130 A [0139]
- WO 03055867 A [0139]
- WO 99585521 A [0139]
- WO 9958518 A [0139]
- WO 9958522 A [0139]
- WO 9961435 A [0139]
- WO 03032916 A [0139]
- WO 03032982 A [0139]
- WO 03041729 A [0139]
- WO 03055883 A [0139]
- WO 0226707 A [0139]
- WO 0226743 A [0139]
- JP 2002114768 B [0139]
- US 4379785 A [0139]
- US 4904769 A [0139]
- US 4639436 A [0139]
- US 4062950 A [0139]
- US 4174439 A [0139]
- US 4254256 A [0139]
- US 4701559 A [0139]
- US 5192772 A [0139]
- US 4634765 A [0139]
- US 5157116 A [0139]
- US 5504078 A [0139]
- US 5091418 A [0139]
- US 5217877 A [0139]
- US 51091 A [0139]
- WO 0147528 A [0139]
- US 4451455 A [0139]
- US 4623714 A [0139]
- US 4273765 A [0139]
- US 6414126 B [0139]
- US 6515117 B [0139]
- US 6548529 B [0139]
- US 5614492 A [0139]
- US 4579730 A [0139]
- US 4849405 A [0139]
- US 4963526 A [0139]
- US 5642868 A [0139]
- US 5763396 A [0139]
- US 5824638 A [0139]
- US 5843866 A [0139]
- US 6153632 A [0139]
- US 6191105 B [0139]
- WO 8505029 A [0139]
- WO 46285 A [0139]
- WO 9916758 A [0139]
- WO 9919313 A [0139]
- WO 9920614 A [0139]
- WO 9938850 A [0139]
- WO 0023415 A [0139] [0148]
- WO 0023417 A [0139]
- WO 0023445 A [0139] [0148]
- WO 0050414 A [0139]
- WO 0100579 A [0139] [0148]
- WO 0179150 A [0139] [0148]
- WO 02062799 A [0139]
- WO 03004458 A [0139]
- WO 03016265 A [0139] [0148]
- WO 03018010 A [0139]
- WO 03033481 A [0139] [0147] [0148]
- WO 03033450 A [0139]
- WO 03033453 A [0139] [0148]
- WO 03043985 A [0139]
- WO 031053976 A [0139]
- US 66459800 A [0139]
- WO 03015774 A [0139]
- WO 03000249 A [0139]
- WO 03024447 A [0139]
- WO 03037869 A [0139]
- WO 03037877 A [0139]
- WO 03037891 A [0139]
- WO 03068773 A [0139]
- EP 1295884 A [0139]
- EP 1295885 A [0139]
- WO 0194300 A [0139]
- WO 0220530 A [0139]
- WO 03037864 A [0139]
- WO 03007990 A [0139]

EP 2 923 706 A1

- WO 03049702 A [0139]
- WO 03015781 A [0139]
- WO 03040114 A [0139] [0148]
- WO 031035663 A [0139]
- WO 9951225 A [0139]
- US 20030134890 A [0139]
- WO 0124786 A [0139]
- WO 03059870 A [0139]
- WO 03057827 A [0139]
- WO 03035639 A [0139]
- WO 03035640 A [0139]
- JP 10237049 B [0139]
- WO 0214291 A [0139] [0148]
- US 6395767 B [0139]
- US 6573287 B [0139]
- WO 99138501 A [0139]
- WO 99161431 A [0139]
- WO 03003531 A [0139]
- US 2003087821 A [0139]
- NZ 504256 [0139]
- US 2002103199 A [0139]
- WO 0248106 A [0139]
- EP 0112987 A [0140]
- EP 0116948 A [0140]
- DE I116676 [0140]
- WO 0198324 A [0144]
- WO 9711345 A [0146]
- WO 9857652 A [0146]
- US 3692895 A [0146]
- US 5703188 A [0146]
- US 4681893 A [0147]
- US 5385929 A [0147]
- US 5686104 A [0147]
- US 5273995 A [0147]
- US 4450171 A [0147]
- US 5082859 A [0147]
- US 5006530 A [0147]
- US 5502199 A [0147]
- US 5177080 A [0147]
- EP 738510 A2 [0147]
- US 4739073 A [0147]
- US 534772 A [0147]
- EP 363934 A1 [0147]
- US 4448784 A [0147]
- US 4231938 A [0147]
- US 3983140 A [0147]
- US 4804770 A [0147]
- US 5102888 A [0147]
- US 4346227 A [0147]
- US 5260440 A [0147]
- US 4444784 A [0147]
- US 4647576 A [0147]
- US 4686237 A [0147]
- US 4499289 A [0147]
- US 5753675 A [0147]
- US 4613610 A [0147]
- EP 0221025 A [0147]
- EP 491226 A [0147]
- US 5120729 A [0148]
- US 5064856 A [0148]
- US 4847271 A [0148]
- US 5510379 A [0148]
- WO 9626948 A [0148]
- WO 9610559 A [0148]
- US 20030186952 A [0148]
- WO 00017164 A [0148]
- US 5512548 A [0148]
- US 6147090 A [0148]
- WO 9920302 A [0148]
- WO 9914204 A [0148]
- WO 9941237 A [0148]
- WO 9504755 A [0148]
- WO 9615141 A [0148]
- WO 9605227 A [0148]
- WO 038721 A [0148]
- EP 796846 A [0148]
- EP 818197 A [0148]
- EP 818448 A [0148]
- DE 19704244 [0148]
- DE 19741051 [0148]
- DE 19741399 [0148]
- DE 197042437 [0148]
- DE 19709125 [0148]
- DE 19627430 [0148]
- DE 19832159 [0148]
- DE 19741400 [0148]
- JP 11049743 B [0148]
- JP 09059155 B [0148]
- US 4871721 A [0148]
- US 4924024 A [0148]
- US 5712396 A [0148]
- EP 0567026 A1 [0148]
- EP 0645378 A1 [0148]
- EP 0645377 A1 [0148]
- EP 0611749 A1 [0148]
- EP 0705607 A2 [0148]
- EP 0701725 A1 [0148]
- WO 9609827 A [0148]
- US 3674836 A [0148]
- US 6121319 A [0148]
- US 6147250 A [0148]
- US 6028109 A [0148]
- WO 0075103 A [0148]
- WO 9843081 A [0148]
- US 3781328 A [0148]
- BE 884722 [0148]
- US 3948973 A [0148]
- US 3716583 A [0148]
- WO 03033456 A [0148]
- WO 03043997 A [0148]
- WO 03048116 A [0148]
- WO 03053974 A [0148]
- WO 03059864 A [0148]
- WO 0305875 A [0148]
- US 20030125357 A [0148]
- WO 03045382 A [0148]

- WO 03053352 A [0148]
- WO 03059874 A [0148]
- US 6420183 B [0148]
- US 5859051 A [0148]
- WO 03024395 A [0148]
- WO 9728149 A [0148]
- WO 0179197 A [0148]
- WO 0246154 A [0148]
- WO 0246176 A [0148]
- WO 02076957 A [0148]
- WO 03016291 A [0148]
- WO 03033493 A [0148]
- WO 9920275 A [0148]
- WO 9938845 A [0148]
- WO 0063161 A [0148]
- WO 0112612 A [0148]
- WO 0112187 A [0148]
- WO 9731907 A [0148]
- US 5041432 A [0148]
- US 6008237 A [0148]
- US 6248781 B [0148]
- US 6166049 A [0148]
- WO 0012491 A [0148]
- WO 00218355 A [0148]
- WO 0023416 A [0148]
- WO 0023425 A [0148]
- WO 0023442 A [0148]
- WO 0023451 A [0148]
- WO 00236331 A [0148]
- WO 00236332 A [0148]
- WO 00238553 A [0148]
- WO 0050392 A [0148]
- WO 0053563 A [0148]
- WO 0063153 A [0148]
- WO 0063190 A [0148]
- WO 0063196 A [0148]
- WO 0063209 A [0148]
- WO 0078312 A [0148]
- WO 0078313 A [0148]
- WO 0104351 A [0148]
- WO 0114349 A [0148]
- WO 0114350 A [0148]
- WO 0116120 A [0148]
- WO 0117994 A [0148]
- WO 0121181 A [0148]
- WO 0121578 A [0148]
- WO 0125181 A [0148]
- WO 0125225 A [0148]
- WO 0125226 A [0148]
- WO 0140192 A [0148]
- WO 02081428 A [0148]
- WO 02100403 A [0148]
- WO 02102780 A [0148]
- WO 0279162 A [0148]
- WO 03042194 A [0148]
- WO 03066581 A [0148]
- WO 9725042 A [0148]
- WO 9907357 A [0148]
- WO 9911255 A [0148]
- WO 9912534 A [0148]
- WO 9915520 A [0148]
- WO 9946232 A [0148]
- WO 03039535 A [0148]
- WO 02090347 A [0148]
- WO 0228835 A [0148]
- WO 03045921 A [0148]
- WO 03047575 A [0148]
- WO 03047517 A [0148]
- WO 03047520 A [0148]
- WO 03048081 A [0148]
- WO 0100603 A [0148]
- US 5093365 A [0148]
- WO 9904815 A [0148]
- WO 06001931 A [0211]

Non-patent literature cited in the description

- **VAANDRAGER.** *Mol Cell Biochem*, 2002, vol. 230, 73-83 [0023]
- **JAMESON et al.** *Nature*, 1994, vol. 368, 744-746 [0038]
- **BRADY et al.** *Nature*, 1994, vol. 368, 692-693 [0038]
- **HUNT.** *The Non-Protein Amino Acids: In Chemistry and Biochemistry of the Amino Acids.* Chapman and Hall, 1985 [0055]
- **SAMSON.** *Endocrinology*, 1996, vol. 137, 5182-5185 [0060]
- **DEGRADO.** *Adv Protein Chem*, 1988, vol. 39, 51-124 [0060]
- **KOLODZIEJ et al.** *Int J Pept Protein Res*, 1996, vol. 48, 274 [0061]
- **HUNT et al.** *Int J Pept Protein Res*, 1993, vol. 42, 249 [0061]
- **SMITH et al.** *J Med Chem*, vol. 2 1, 117 [0061]
- **LEDU et al.** *Proc Nat'l Acad. Sci.*, 2003, vol. 100, 11263-78 [0062]
- **SOLTERO et al.** *Innovations in Pharmaceutical Technology*, 2001, 106-110 [0064]
- *The Peptides: Analysis, Synthesis, Biology.* Academic Press, 1979, vol. 1-4 [0071]
- **BODANSKY ; BODANSKY.** *The Practice of Peptide Synthesis.* Springer Verlag, 1994 [0071]
- **MERRIFIELD et al.** *J. Am. Chem. Soc.*, 1963, vol. 85, 2149 [0071]
- **DELIE ; BLANCO-PRIETO.** *Molecule*, 2005, vol. 10, 65-80 [0109]
- *Eur. J. Pharm.*, 1992, vol. 219, 445 [0115]
- *J. Biol. Chem*, 1987, vol. 262, 8165 [0116]
- **GHIA et al.** *Regulatory polypeptides*, 2004, vol. 119, 199 [0117]

- **BODEN et al.** *J Med Chem.*, 1996, vol. 39, 1664-75 [0127]
- **GHIA et al.** *Regulatory polypeptides*, 2004, vol. 121, 31 [0132]
- THE PHYSICIAN'S DESK REFERENCE. Medical Economics, 2001 [0133]
- *Eur. Therap. Res.*, 1986, vol. 39, 671 [0136]
- *EUR. THERAP. RES.*, 1986, vol. 40, 543 [0136]
- *J. Cardiovasc. Pharmacol.*, 1983, vol. 5, 643, , 655 [0136]
- *Curr. Ther. Res.*, 1986, vol. 40, 74 [0136]
- *Eur. J. clin. Pharmacol.*, 1987, vol. 31, 519 [0136]
- *Acta. Pharmacol. Toxicol.*, 1986, vol. 59 (5), 173 [0136]
- *Clin. Exp. Pharmacol. Physiol.*, 1983, vol. 10, 131 [0136]
- *Jap. J. Pharmacol.*, 1986, vol. 40, 373 [0136]
- *Arzneimittelforschung*, 1985, vol. 34, 1254 [0136]
- *FEBS Lett.*, 1984, vol. 165, 201 [0136]
- *Pharmacologist*, 1984, vol. 26, 243, , 266 [0136]
- *J. Med. Chem.*, 1983, vol. 26, 394 [0136]
- *Annalen*. 155 [0136]
- **MAR-GRASA, M. et al.** *Obesity Research*, 2001, vol. 9, 202-9 [0138]
- **YAMADA et al.** *Bioorg. & Med. Chem. Lett.*, 1998, vol. 8, 1537-1540 [0138] [0139]
- **ASHWORTH et al.** *Bioorg. & Med. Chem. Lett.*, 1996, vol. 6 (22), 1163-1166, 2745-2748 [0138] [0139]
- **KIEC-KONONOWICZ, K. et al.** *Pharmazie*, 2000, vol. 55, 349-55 [0138]
- **LAZEWSKA, D. et al.** *Pharmazie*, 2001, vol. 56, 927-32 [0138]
- **SASSE, A. et al.** *Arch. Pharm.*, 2001, vol. 334, 45-52 [0138]
- **REIDEMEISTER, S. et al.** *Pharmazie*, 2000, vol. 55, 83-6 [0138]
- **SASSE, A. et al.** *J. Med. Chem.*, 2000, vol. 43, 3335-43 [0138]
- **NORMAN et al.** *J. Med. Chem.*, 2000, vol. 43, 4288-4312 [0138]
- *N. Engl. J. Med.*, 2003, vol. 349, 941 [0138]
- **MURAKAMI et al.** *Diabetes*, 1998, vol. 47, 1841-1847 [0139]
- **HUGHES et al.** *Biochemistry*, 1999, vol. 38 (36), 11597-11603 [0139]
- **DOOLEY et al.** *The Journal of Pharmacology and Experimental Therapeutics*, 1997, vol. 283 (2), 735-741 [0144]
- *Current Opinion in Investigational Drugs*, 2003, vol. 3 (9), 291-297 [0148]
- *Clin Pharmacol Ther.*, 1990, vol. 48 (2), 189-94 [0148]
- *Nature*, 2000, vol. 406 (6792), 203-7 [0148]
- *Current Opinion in Investigational Drugs*, 2003, vol. 4 (3), 291-297 [0148]
- *J. Antibiot.*, 1996, vol. 49 (8), 815-816 [0148]
- *Bioorg. Med. Chem. Lett.*, 1996, vol. 6, 1951-1954 [0148]
- **BILLER et al.** *J. Med. Chem.*, 1988, vol. 31, 1869 [0148]
- **BILLER et al.** *Current Pharmaceutical Design*, 1996, vol. 2, 1 [0148]
- **P. ORTIZ DE MONTELLANO et al.** 20. *J. Med. Chem.*, 1977, 243 [0148]
- **COREY ; VOLANTE.** *J. Am. Chem. Soc.*, 1976, vol. 98, 1291 [0148]
- **MCCLARD et al.** *J.A.C.S.*, 1987, vol. 109, 5544 [0148]
- **CAPSON, T. L.** PhD dissertation. Dept. Med. Chem. U of Utah, June 1987, 16, , 17, , 40-43, 48-51 [0148]
- *Curr. Op. Ther. Patents*, 1993, 861 [0148]
- **WISE et al.** *J. Biol. Chem.*, 2003, vol. 278, 9869 [0148]
- **WISE et al.** *J. Biol. Chem.*, 2003, vol. 278, 9869 [0148]
- **SOGA et al.** *Biochem. Biophys. Res. Comm.*, 2003, vol. 303, 364 [0148]
- **TUNARU et al.** *Nature Medicine*, 2003, vol. 9, 352 [0148]
- *Methods of Enzymology*, 1985, vol. 110, 9-19 [0148]
- **E. I. MERCER.** *Prog. Lip. Res.*, 1993, vol. 32, 357 [0148]
- **HUETTINGER et al.** *Arterioscler. Thromb.*, 1993, vol. 13, 1005 [0148]
- United States Pharmacopoeia. 2236 [0169]
- **SIEGMUND et al.** *Proc. Soc. Exp. Bio. Med.*, 1957, vol. 95, 729-731 [0208]
- **CURRIE et al.** *Proc. Nat'l Acad. Sci. USA*, 1992, vol. 89, 947-951 [0229]
- **HAMRA et al.** *Proc. Nat'l Acad. Sci. USA*, 1993, vol. 90, 10464-10468 [0229]
- **FORTE, L.** *Reg. Pept.*, 1999, vol. 81, 25-39 [0229]
- **SCHULZ et al.** *Cell*, 1990, vol. 63, 941-948 [0229]
- **GUBA et al.** *Gastroenterology*, 1996, vol. 111, 1558-1568 [0229]
- **JOO et al.** *Am. J. Physiol.*, 1998, vol. 274, G633-G644 [0229]
- **EVAN et al.** *Nature*, 2001, vol. 411, 342-348 [0229]
- **EASTWOOD, G. J.** *Clin. Gastroenterol.*, 1992, vol. 14, 29-33 [0229]
- **LIPKIN, M.** *Arch. Fr. Mal. Appl Dig.*, 1972, vol. 61, 691-693 [0229]
- **WONG et al.** *Gut*, 2002, vol. 50, 212-217 [0229]
- **POTTEN et al.** *Stem Cells*, vol. 15, 82-93 [0229]
- **BASOGLU et al.** *Proceedings of the Second FEPS Congress*, 29 June 1999, lf2.cuni.cz/physiolres/feps/basoglu [0229]
- **SINDIC et al.** *J. Biol. Chem.*, 11 March 2002 [0229]
- **ASKLING, J. ; DICKMAN, P.W. ; KARLEN, P. ; BROSTROM, O. ; LAPIDUS, A. ; LOFBERG, R. ; EKBOM, A.** Colorectal cancer rates among first-degree relatives of patients with inflammatory bowel disease: a population-based cohort study. *Lancet*, vol. 357, 262-266 [0229]
- **PROVENZALE, D. ; ONKEN, J.** Surveillance issues in inflammatory bowel disease: Ulcerative colitis. *J Clin Gastroenterol*, 2001, vol. 32, 99-105 [0229]

- **ETTORRE, G.M ; PESCATORI, M. ; PANIS, Y. ; NEMETH, J. ; CRESCENZI, A. ; VALLEUR, P.** Mucosal changes in ileal pouches after restorative proctocolectomy for ulcerative and Crohn's colitis. *Dis Colon Rectum*, 2000, vol. 43, 1743-1748 [0229]
- **SHINOZAKI M ; WATANABE T ; KUBOTA Y ; SAWADA T ; NAGAWA H ; MUTO T.** High proliferative activity is associated with dysplasia in ulcerative colitis. *Dis Colon Rectum*, 2000, vol. 43, S34-S39 [0229]
- **DESCHNER, E. E. ; WINAWER, S.J. ; KATZ, S. ; KATZKA, L. ; KAHN, E.** Proliferative defects in ulcerative colitis patients. *Cancer Invest*, 1983, vol. 1, 41-47 [0229]
- **WONG, W.M. ; WRIGHT, N. A.** Cell proliferation and gastrointestinal mucosa. *J Clin Pathol*, vol. 52, 321-333 [0229]
- **POTTEN, C.S. ; WILSON, J.W. ; BOOTH, C.** Regulation and significance of apoptosis in the stem cells. *Stem Cells*, vol. 15, 82-93 [0229]
- **BHAKDI et al.** *Infect. Immun.*, 1989, vol. 57, 3512-3519 [0229]
- **HUGHES et al.** *J. Biol. Chem.*, 1997, vol. 272, 30567-30576 [0229]
- **CERMAK et al.** *Pflugers Arch.*, 1996, vol. 43, 571-577 [0229]
- **WU et al.** *J. Biol. Chem.*, 1997, vol. 272, 14860-14866 [0229]
- **SHAILUBHAI et al.** *Cancer Research*, 2000, vol. 60, 5151-5157 [0229]
- **SHAILUBHAI et al.** *Curr. Opin. Drug Disc. Dev.*, 2002, vol. 5 (2), 261-268 [0229]
- **COLLINS, SM.** *J Clin Gastroenterol.*, 2007, vol. 41 (1), 30-32 [0229]
- **RAMAMOORTHY S et al.** *J Biol Chem.*, 2007, vol. 282 (16), 11639-11647 [0229]
- **DELVAUX M et al.** *Aliment Pharmacol Ther.*, 1998, vol. 12, 849-55 [0229]
- **MULLER-LISSNER S et al.** *Am J Gastroenterol.*, 2006, vol. 101, 2558-69 [0229]
- **BARBARA G et al.** *Gut*, 2002, vol. 51 (1), 141-144 [0229]
- **LAM DD et al.** *Expert Rev Mol Med*, 2007, vol. 9, 1-24 [0229]
- **DE LUCA C ; OLEFSKY JM.** *FEBS Lett.*, 2008, vol. 582, 97-105 [0229]
- **TILG H ; MOSCHEN AR.** *Mol Med.*, 2008, vol. 14, 222-31 [0229]
- **GULCAN E.** *Am J Med Sci.*, 2009, vol. 338, 116-9 [0229]
- **SPRANGER J et al.** *Diabetes*, 2003, vol. 52, 812-17 [0229]
- **GÜLCAN E.** *Am J Med Sci.*, 2007, vol. 334, 444-51 [0229]
- **BROWN MS ; GOLDSTEIN JL.** *Science*, 1986, vol. 232, 34-47 [0229]
- **SAMUEL, P. et al.** *J. Clin. Invest.*, 1968, vol. 47, 2070-2078 [0229]
- **TURLEY SD ; DIETSCHY JM.** *The Liver: Biology and Pathobiology*, 1988, 617-641 [0229]
- **GYLLING H ; MIETTINEN TA.** *Atherosclerosis*, 1995, vol. 117, 305-308 [0229]
- **MEIER PJ ; STIEGER B.** *Annu Rev Physiol.*, 2002, vol. 64, 635-61 [0229]
- **CLADER JW.** *J Med Chem.*, 2004, vol. 47, 1-9 [0229]
- **SHAILUBHAI, K. et al.** *Cancer Research*, 2000, vol. 60, 5151-5157 [0229]

摘要

本發明還提供了一種通過單獨施用至少一種鳥苷酸環化酶受體的激動劑或將其與通常用於治療障礙的化合物或與cGMP-依賴性磷酸二酯酶的抑制劑組合施用的方法來預防、控制和治療脂質代謝障礙、膽的障礙、心血管疾病、肥胖症或內分泌障礙。