



US00D714536S

(12) **United States Design Patent**
Lee

(10) **Patent No.:** **US D714,536 S**

(45) **Date of Patent:** **** Oct. 7, 2014**

(54) **SHOE UPPER WITH TONGUE REGION**

(71) Applicant: **NIKE, Inc.**, Beaverton, OR (US)

(72) Inventor: **Jeongwoo Lee**, Portland, OR (US)

(73) Assignee: **NIKE, Inc.**, Beaverton, OR (US)

(**) Term: **14 Years**

(21) Appl. No.: **29/475,174**

(22) Filed: **Nov. 30, 2013**

(51) **LOC (10) Cl.** **02-99**

(52) **U.S. Cl.**
USPC **D2/972**

(58) **Field of Classification Search**
USPC D2/902, 906-908, 944, 946, 969,
D2/972-974, 978; 36/45, 50.1, 72 R, 77 M,
36/77 R, 83, 88, 113, 114, 126-131
See application file for complete search history.

(56) **References Cited**

U.S. PATENT DOCUMENTS

2,421,818	A	*	6/1947	Tibiletti	36/11.5
D305,178	S		12/1989	Tonkel		
D335,019	S		4/1993	Allen		
5,307,569	A	*	5/1994	Melcher	36/50.1
D375,618	S		11/1996	Chen		
D377,410	S	*	1/1997	Crowley	D2/946
D384,497	S		10/1997	Weathers		
D426,372	S	*	6/2000	Price	D2/908
D430,969	S		9/2000	Portaud et al.		
D431,713	S	*	10/2000	Wilson	D2/969
D433,212	S	*	11/2000	Morle	D2/905
D439,734	S		4/2001	Wilson		
D467,708	S		12/2002	Portzline		
D468,521	S	*	1/2003	Wilson	D2/975
D470,302	S		2/2003	Wilson		
D472,041	S	*	3/2003	Kuerbis	D2/972

D479,039	S		9/2003	Eidsgaard et al.		
D481,529	S	*	11/2003	Adams et al.	D2/972
D507,861	S		8/2005	Kim		
D564,210	S	*	3/2008	Minami	D2/972
D614,853	S		5/2010	Warren et al.		
D622,057	S		8/2010	Warren et al.		
D625,502	S		10/2010	Brambilla		
D669,675	S	*	10/2012	Tran et al.	D2/969
D691,356	S		10/2013	Whittington		
D692,649	S		11/2013	Chang		

* cited by examiner

Primary Examiner — Dominic Simone

(74) *Attorney, Agent, or Firm* — Banner & Witcoff, Ltd.

(57) **CLAIM**

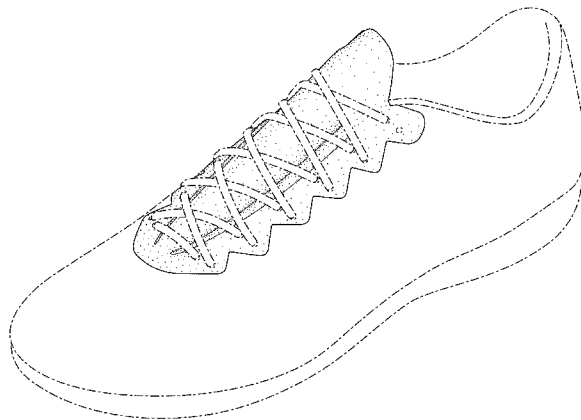
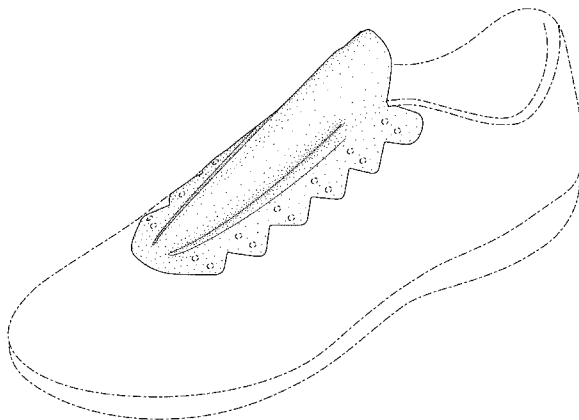
The ornamental design for a shoe upper with tongue region, as shown and described.

DESCRIPTION

FIG. 1 is a front perspective view of a shoe upper with tongue region showing my new design;
 FIG. 2 is a right side view thereof;
 FIG. 3 is a left side view thereof;
 FIG. 4 is a top view of thereof;
 FIG. 5 is a front perspective view of the shoe upper with tongue region of FIG. 1 in an in-use configuration with the disclaimed lacing elements shown in broken lines;
 FIG. 6 is a right side view thereof;
 FIG. 7 is a left side view thereof; and,
 FIG. 8 is a top view of thereof.

The broken lines showing circular eyelet regions in FIGS. 1-8 and the lacing elements in FIGS. 5-8 are for environmental purposes only and form no part of the claimed design. The broken lines showing the remainder of the shoe are for environmental purposes only and form no part of the claimed design.

1 Claim, 8 Drawing Sheets



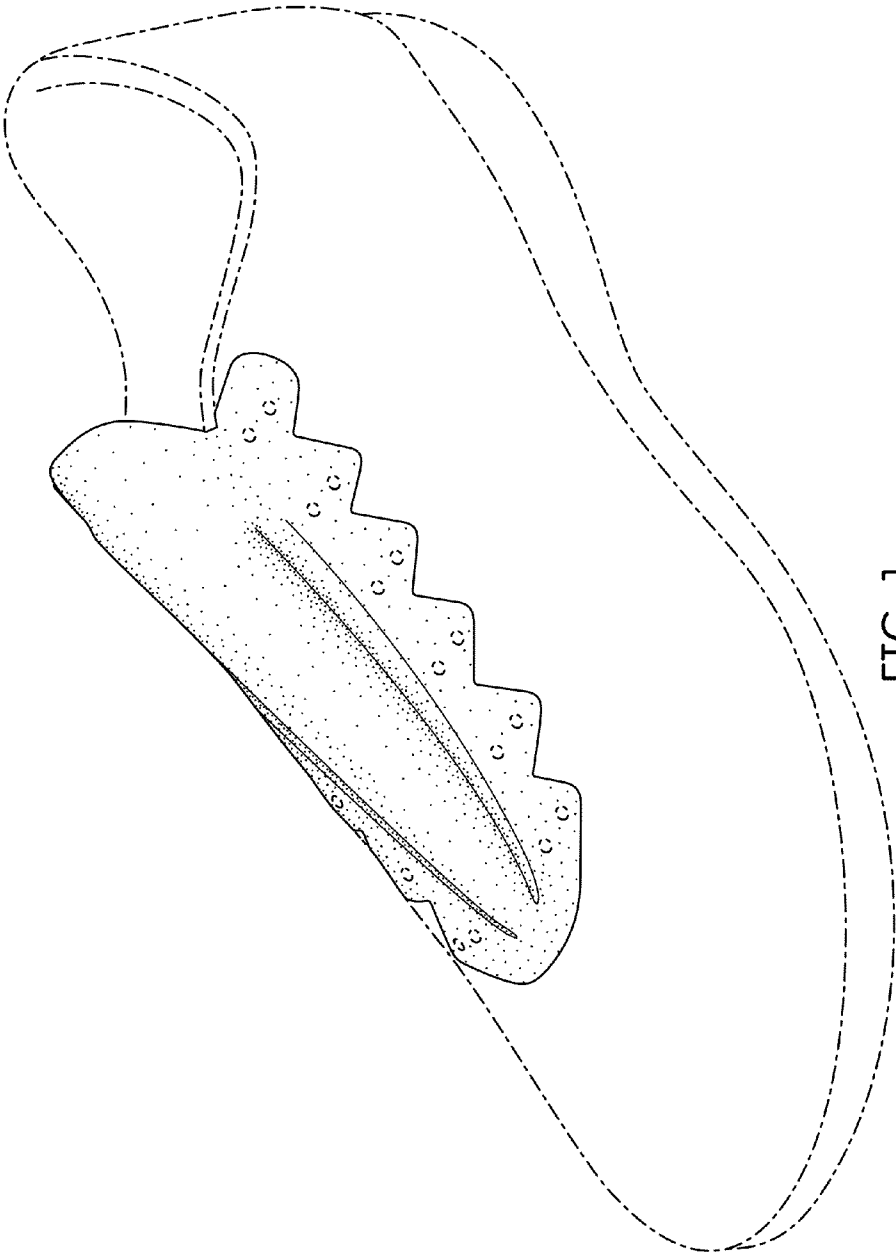


FIG. 1

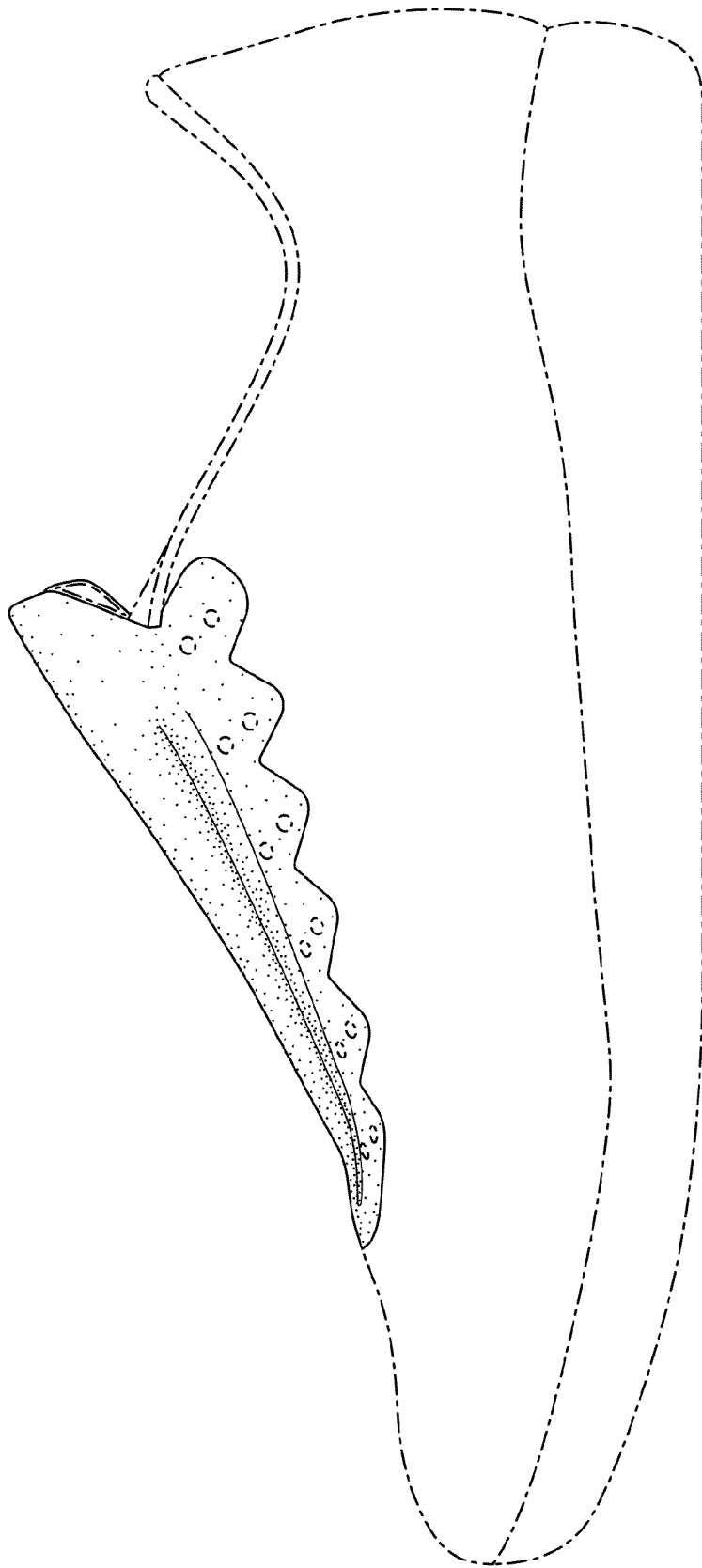


FIG. 2

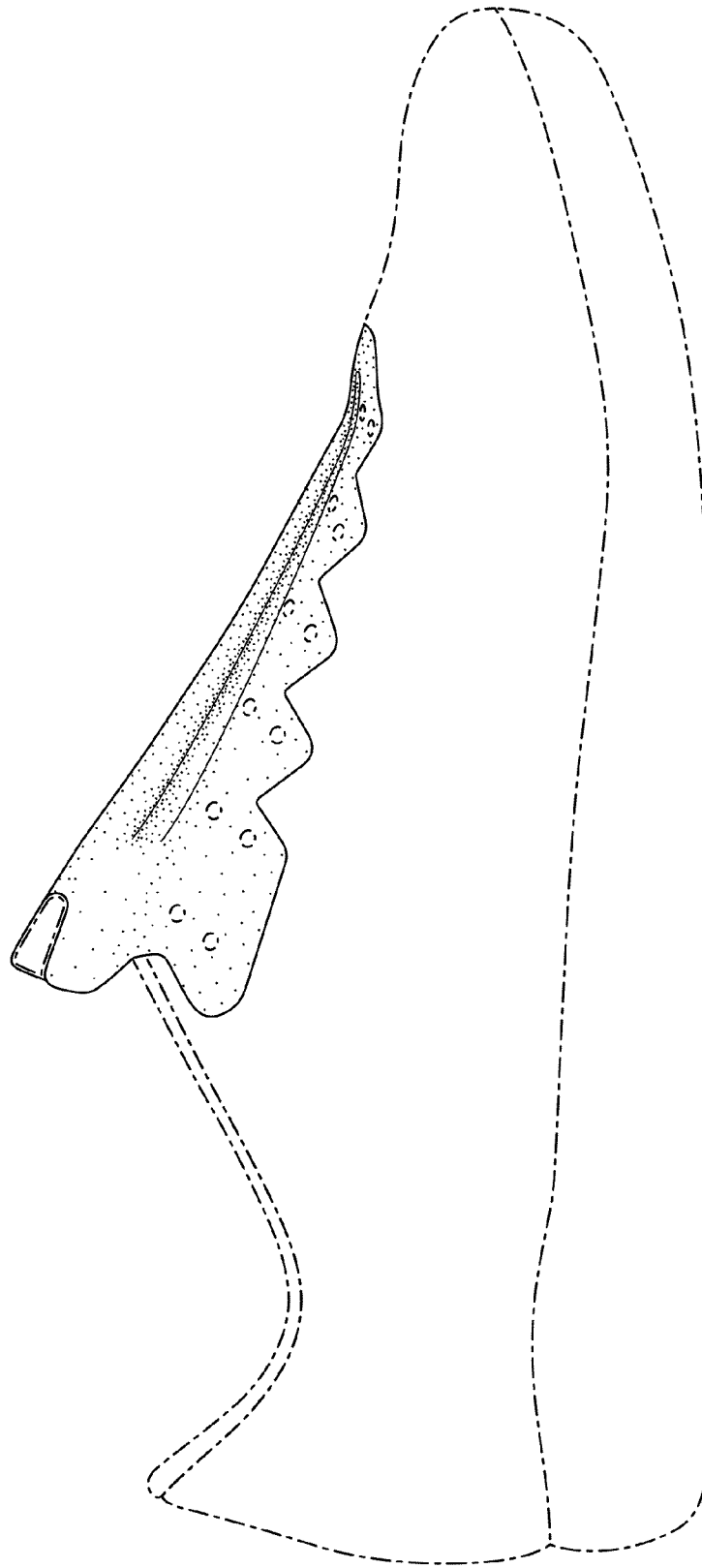


FIG. 3

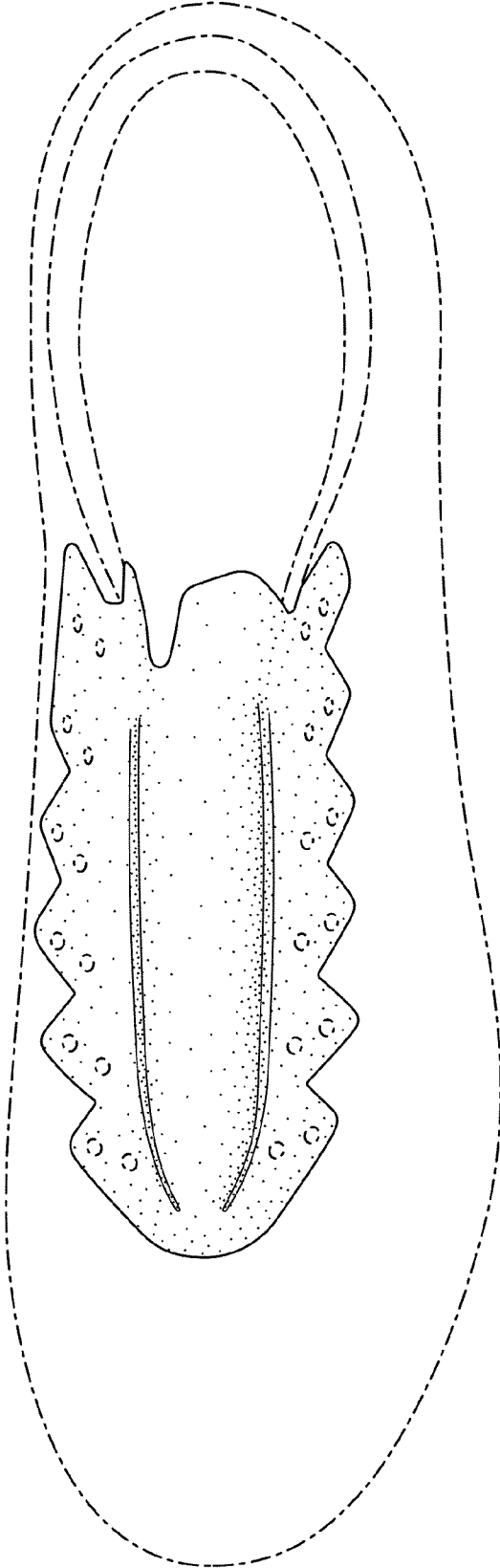


FIG. 4

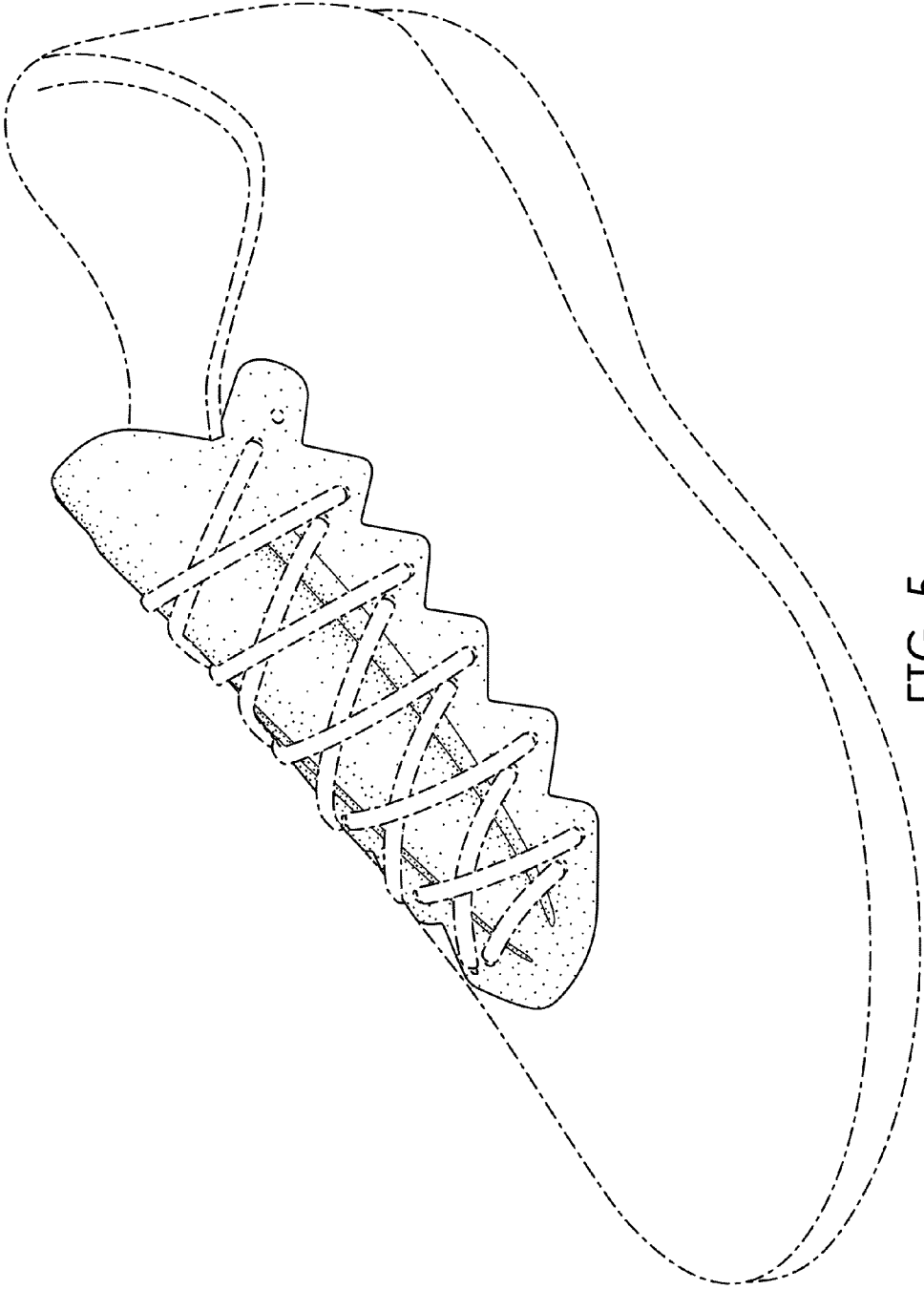


FIG. 5

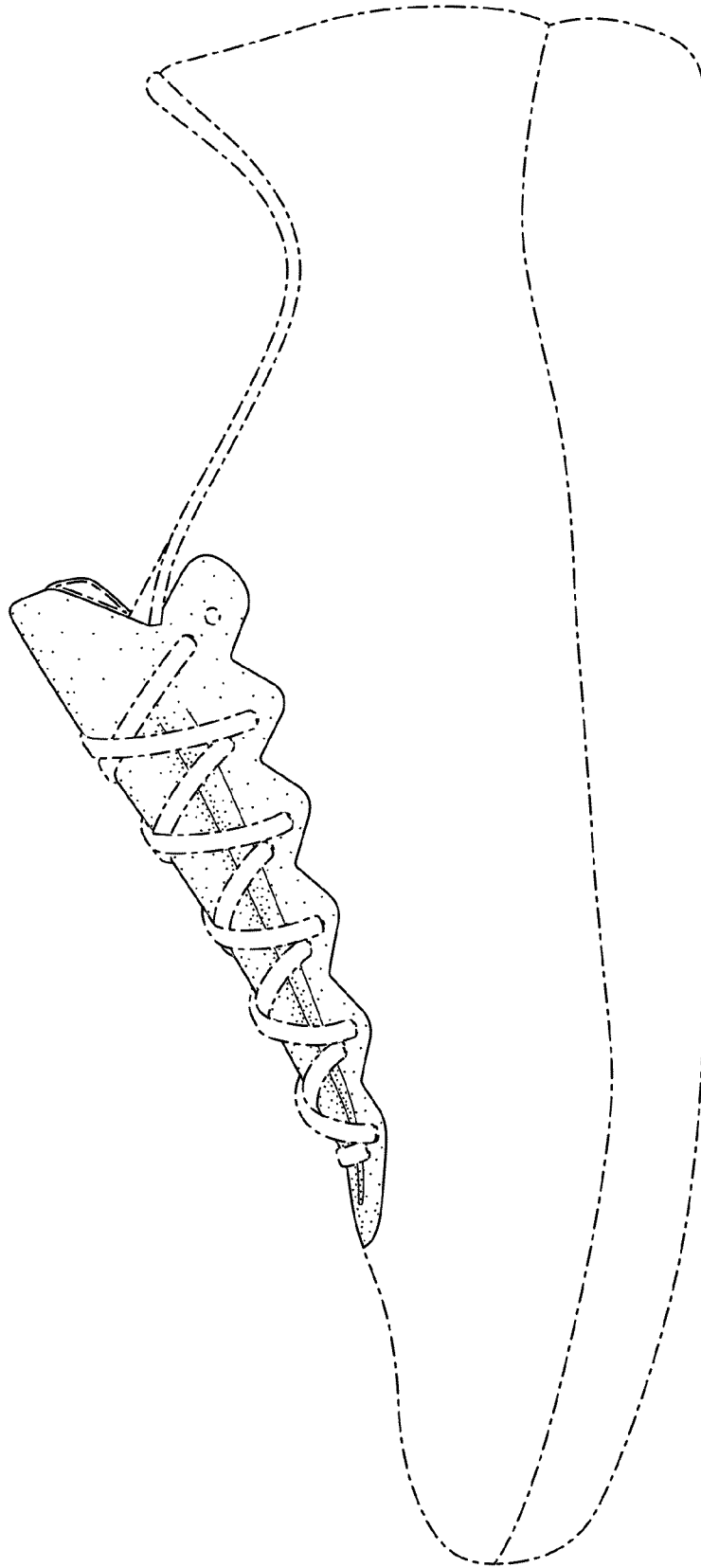


FIG. 6

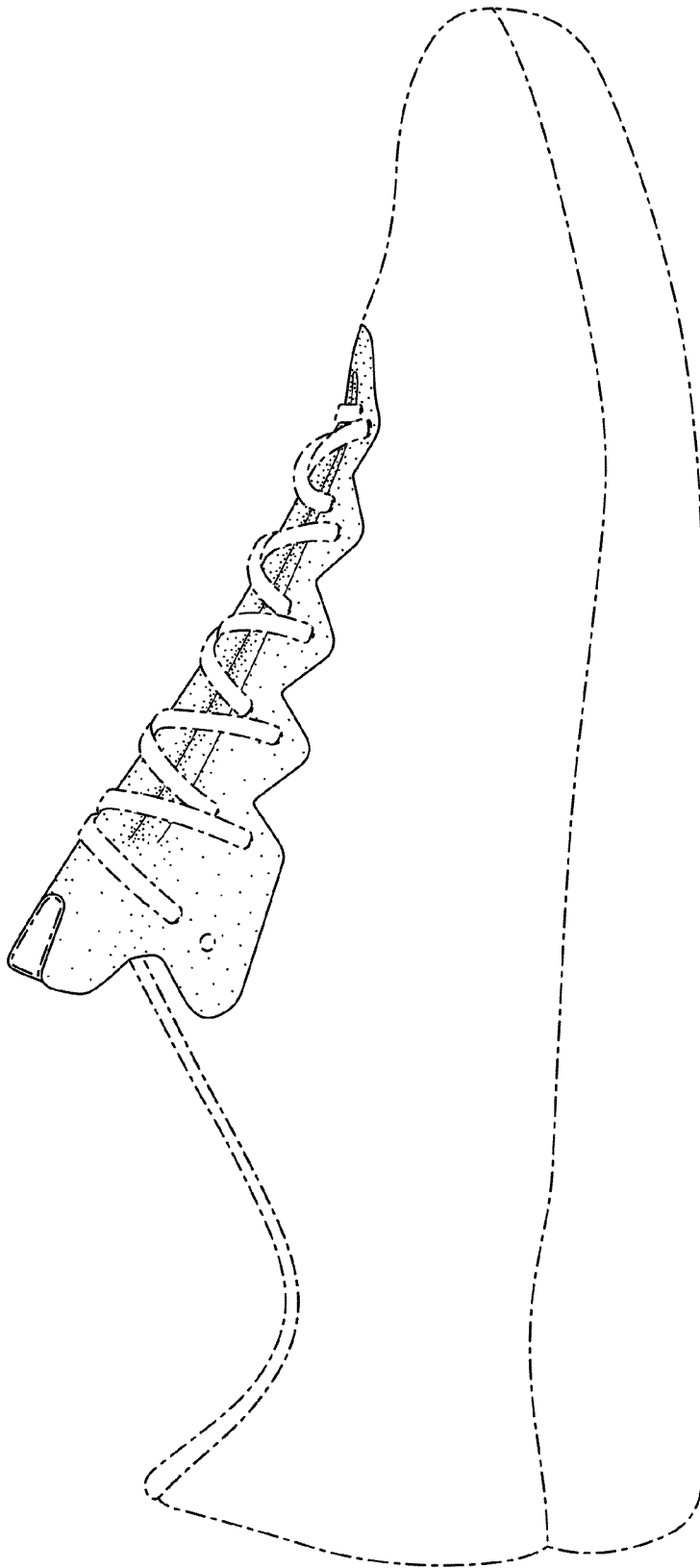


FIG. 7

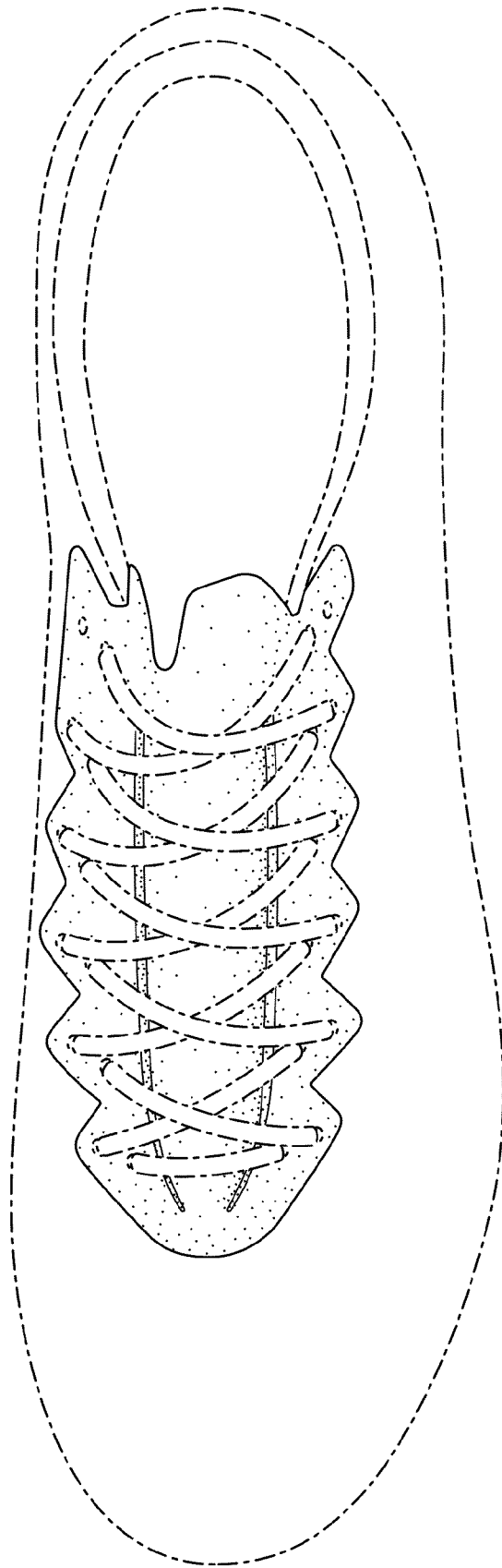


FIG. 8