



US00D738427S

(12) **United States Design Patent**
Glinkowski et al.

(10) **Patent No.:** **US D738,427 S**

(45) **Date of Patent:** **** Sep. 8, 2015**

(54) **ELECTRIC VIOLIN**

(76) Inventors: **Mietek Glinkowski**, Raleigh, NC (US);
Katarzyna Glinkowski, Raleigh, NC
(US)

(**) **Term:** **14 Years**

(21) **Appl. No.:** **29/389,218**

(22) **Filed:** **Apr. 7, 2011**

(51) **LOC (10) Cl.** **17-03**

(52) **U.S. Cl.**
USPC **D17/17**

(58) **Field of Classification Search**
USPC D17/17, 14, 18, 19; 84/7, 9, 274, 275,
84/290-293

CPC G10D 1/00; G10D 1/02
See application file for complete search history.

(56) **References Cited**

U.S. PATENT DOCUMENTS

D249,387 S *	9/1978	Hart	D17/17
D270,255 S *	8/1983	Saidat	D17/17
D271,023 S *	10/1983	Saidat	D17/17
D272,074 S *	1/1984	Saidat	D17/17
D288,937 S *	3/1987	Barrett	D17/17
D301,251 S *	5/1989	Nussbaum	D17/14

D309,744 S	8/1990	Stumpf	
D312,473 S	11/1990	Ross	
D393,868 S *	4/1998	Welling D17/17
D395,912 S *	7/1998	Schaub D17/14
D395,913 S *	7/1998	Schaub D17/17
D403,013 S *	12/1998	Honda D17/17
D419,587 S *	1/2000	Okamura D17/14
D576,664 S *	9/2008	Tsai D17/17
D607,486 S *	1/2010	Kwak D17/17

* cited by examiner

Primary Examiner — Ian Simmons

Assistant Examiner — Carissa C Fitts

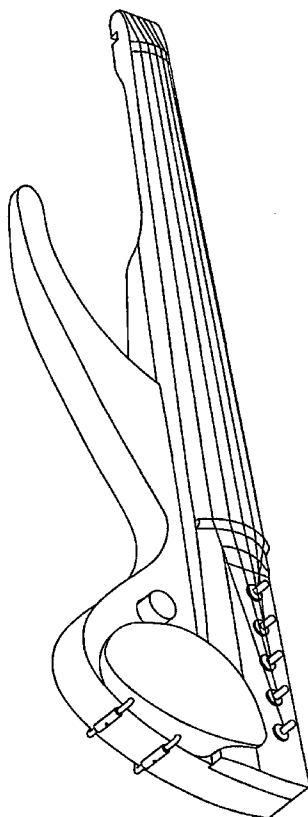
(57) **CLAIM**

The ornamental design for an electric violin, substantially as shown and described.

DESCRIPTION

FIG. 1 is a perspective view of an electric violin showing our new design;
FIG. 2 is a top view;
FIG. 3 is a bottom view;
FIG. 4 is a left side view;
FIG. 5 is a right side view;
FIG. 6 is a rear view; and,
FIG. 7 is a front view.

1 Claim, 7 Drawing Sheets



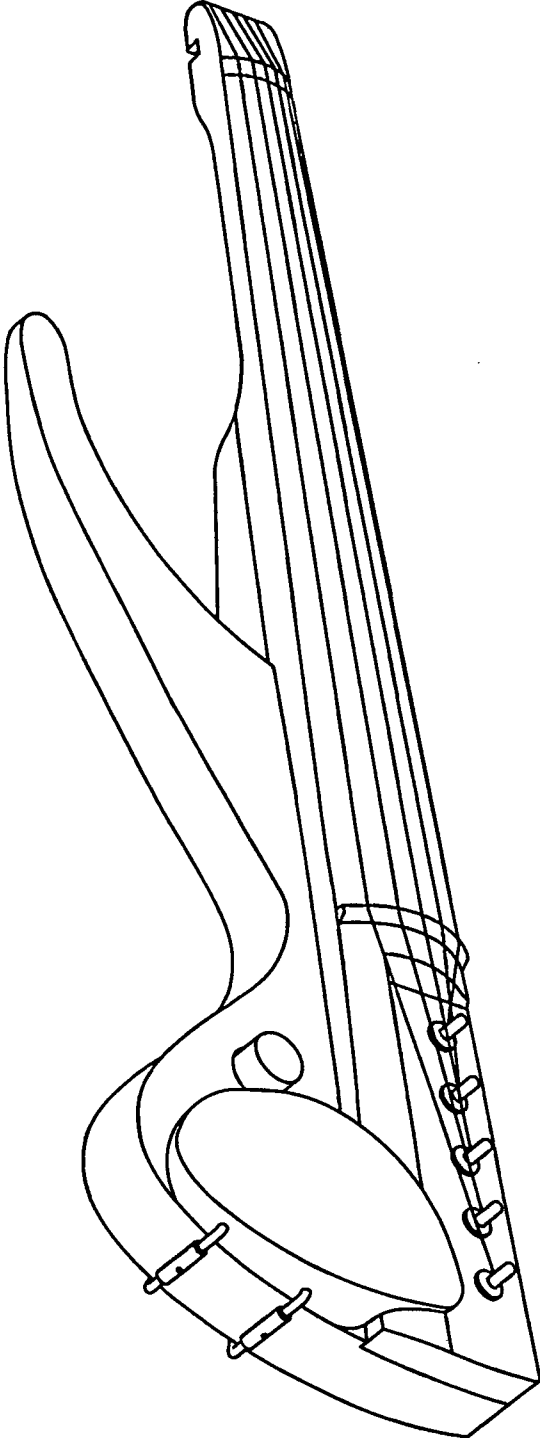


Fig. 1

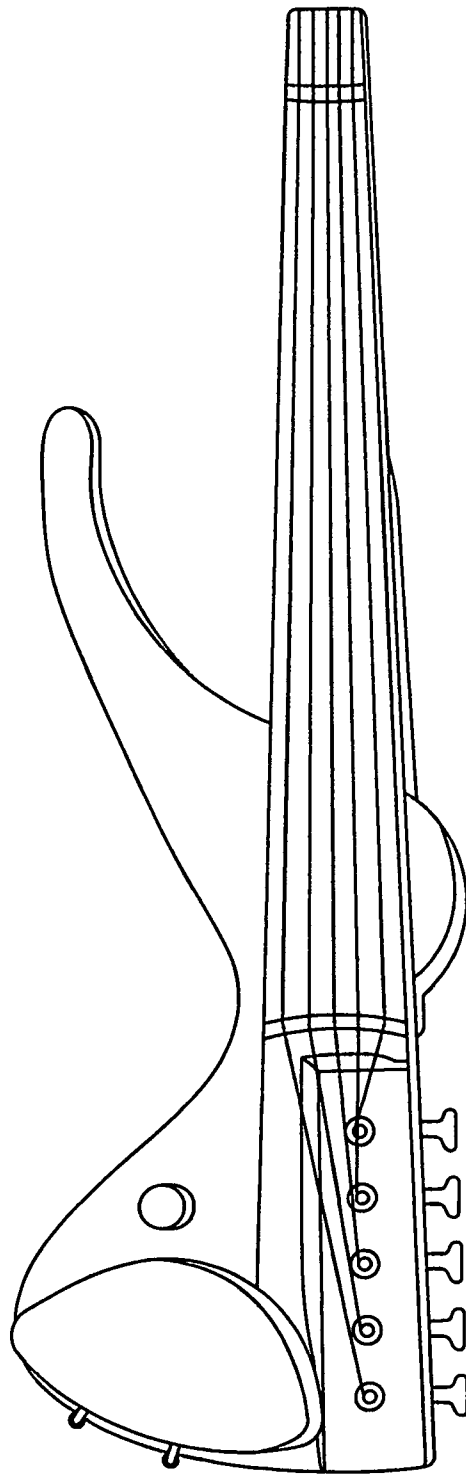


Fig. 2

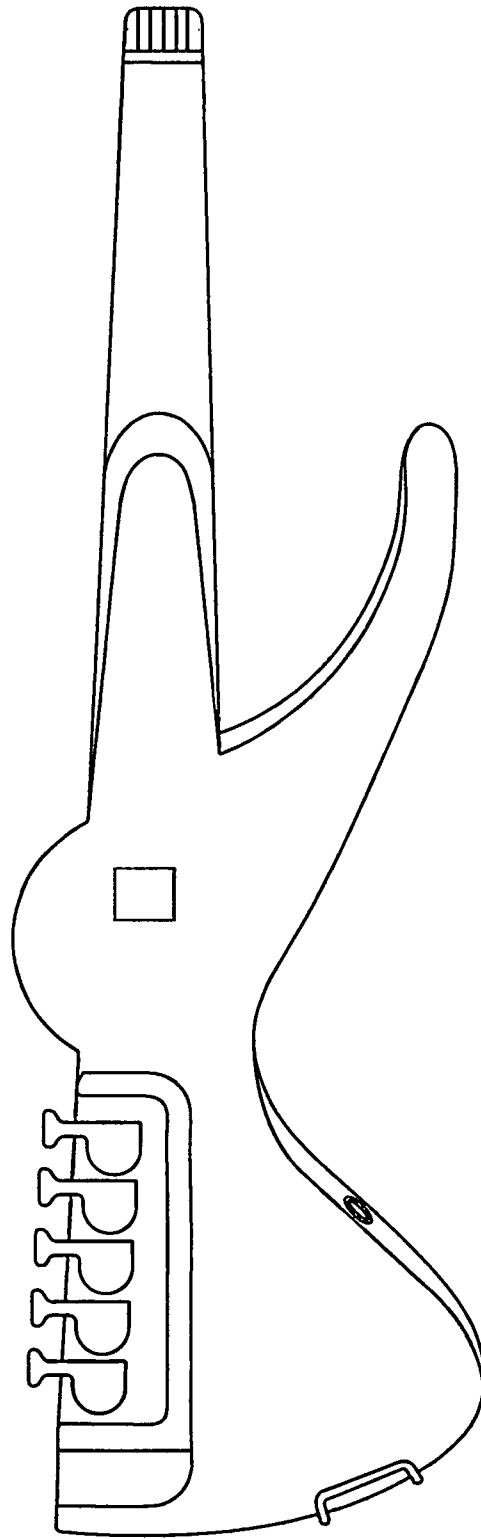


Fig. 3




Fig. 4

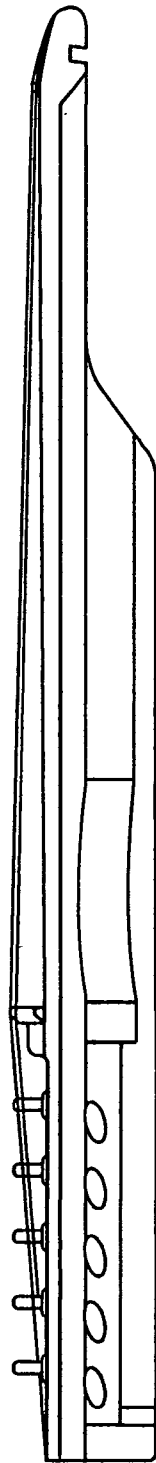


Fig. 5

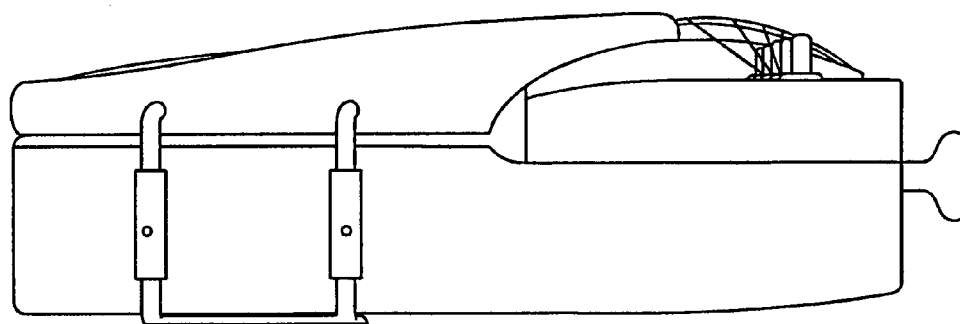


Fig. 6

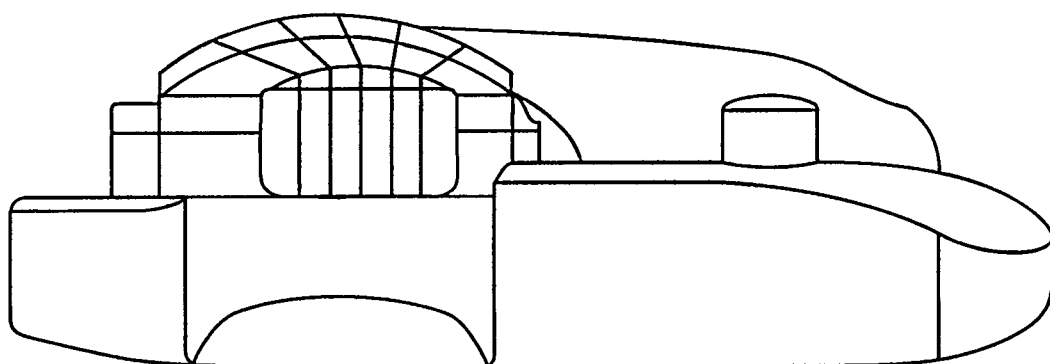


Fig. 7