United States Patent [19]

Edwards et al.

[11] **Patent Number: Des. 284,663**

[45] **Date of Patent: ** Jul. 15, 1986**

[54] **CORDLESS HANDSET TELEPHONE**

[75] Inventors: **David O. Edwards; Brian Allars,** both of Essex, England

[73] Assignee: **British Telecommunications,** London, England

[**] Term: **14 Years**

[21] Appl. No.: **535,897**

[22] Filed: **Sep. 26, 1983**

[30] **Foreign Application Priority Data**

Mar. 25, 1983 [GB] United Kingdom 1,012,153

[52] **U.S. Cl.** **D14/53;** D14/64; D14/63

[58] **Field of Search** ..... D14/52–68, D14/95; 179/2 EA, 179, 100 R, 100 D, 100 C, 101, 102, 103; 455/89, 90

[56] **References Cited**

U.S. PATENT DOCUMENTS

D. 244,472	5/1977	Hiller	D14/63
D. 255,681	7/1980	Read et al.	D14/53
D. 256,691	9/1980	Camenzind	D14/64
D. 268,411	3/1983	Banko	D14/64
D. 270,445	9/1983	Chen	D14/64
D. 273,492	4/1984	Coons et al.	D14/53
D. 274,243	6/1984	Asaki et al.	D14/53
D. 277,574	2/1985	Lee	D14/53
D. 277,666	2/1985	Bhat et al.	D14/64
T955,001	2/1977	Genaro et al.	D14/64

OTHER PUBLICATIONS

Sears 1983 Wish Book, Phone at p. 393.
Montgomery Ward, Spring, Summer 1983; Item C at p. 312, Muraphone MP 600.

Primary Examiner—Wallace R. Burke
Assistant Examiner—Horace B. Fay
Attorney, Agent, or Firm—Kemon & Estabrook

[57] **CLAIM**

The ornamental design for a cordless handset telephone, as shown and described.

DESCRIPTION

FIG. **1** is an end, operative front side, and right side perspective view of a cordless handset telephone showing our new design;
FIG. **2** is an elevational view of the rear end;
FIG. **3** is a right side elevational view; and
FIGS. **4** and **5** are respectively top, front and rear plan views thereof.

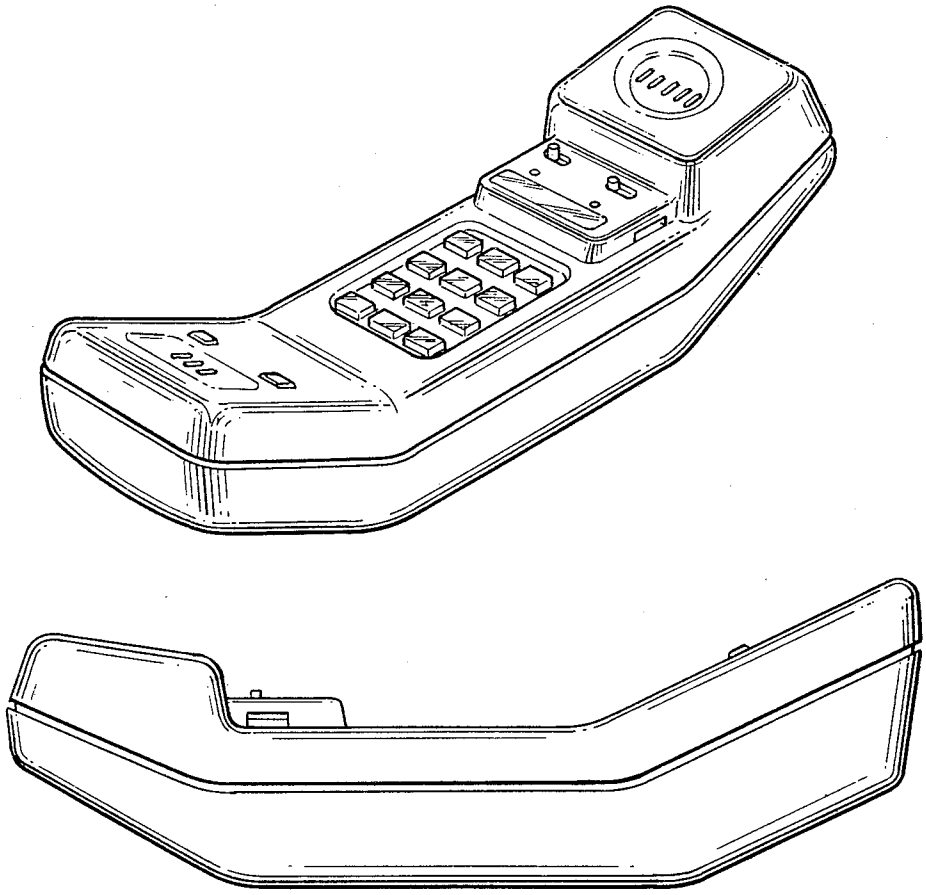

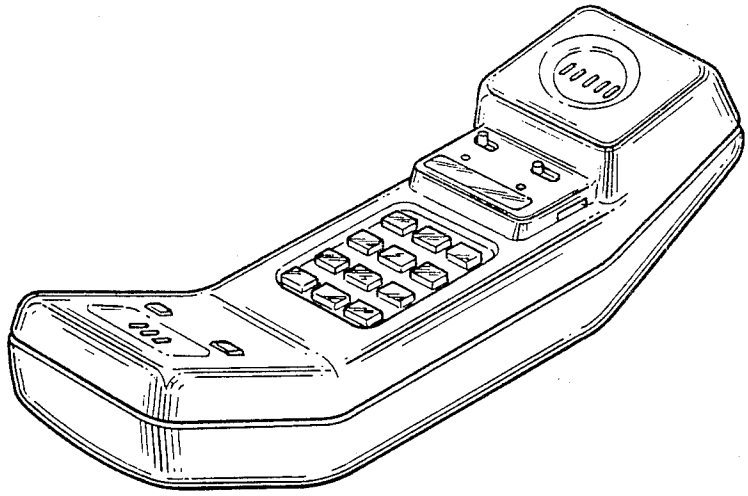

Fig. 1

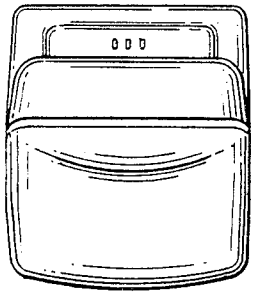

Fig. 2

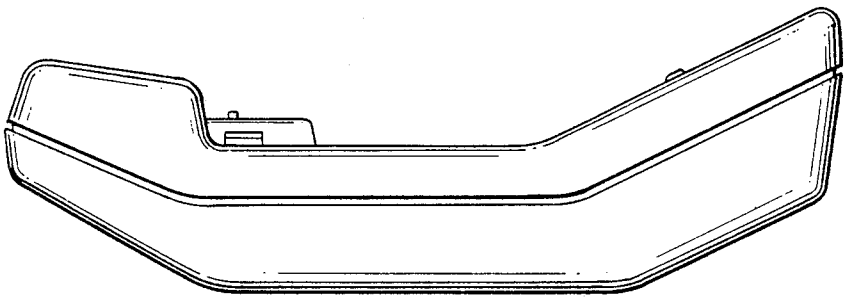

Fig. 3

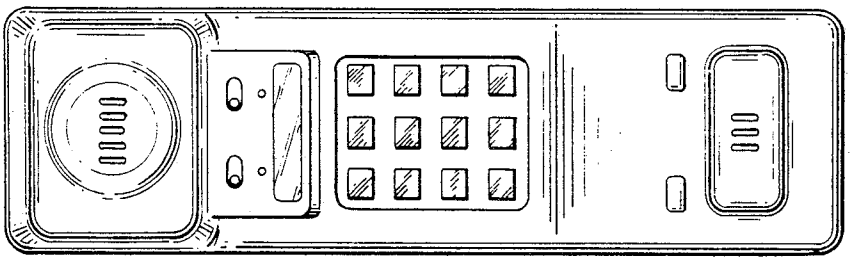

Fig. 4



Fig. 5