

**United States Patent** [19]  
**Brentham**

[11] **Patent Number:** Des. 306,050

[45] **Date of Patent:** \*\* Feb. 13, 1990

[54] **BUTTERFLY EXERCISER**

[76] **Inventor:** Jerry D. Brentham, P.O. Box 599,  
2121 Industrial Park, Belton, Tex.  
76513

[\*\*] **Term:** 14 Years

[21] **Appl. No.:** 48,138

[22] **Filed:** May 11, 1987

[52] **U.S. Cl. ....** D21/195

[58] **Field of Search ....** D21/191-199;  
272/118, 138, 134, 136, 141, 142, 143, 144

[56] **References Cited**

**U.S. PATENT DOCUMENTS**

D. 263,978	4/1982	Brentham	.....	D21/195
D. 289,190	4/1987	Brentham	.....	D21/195
D. 299,844	2/1989	Brentham	.....	D21/195
D. 300,442	3/1989	Brentham	.....	D21/195

**OTHER PUBLICATIONS**

Marcy Catalog, ©1983, p. 5, Vertical Butterfly Machine, #7050.

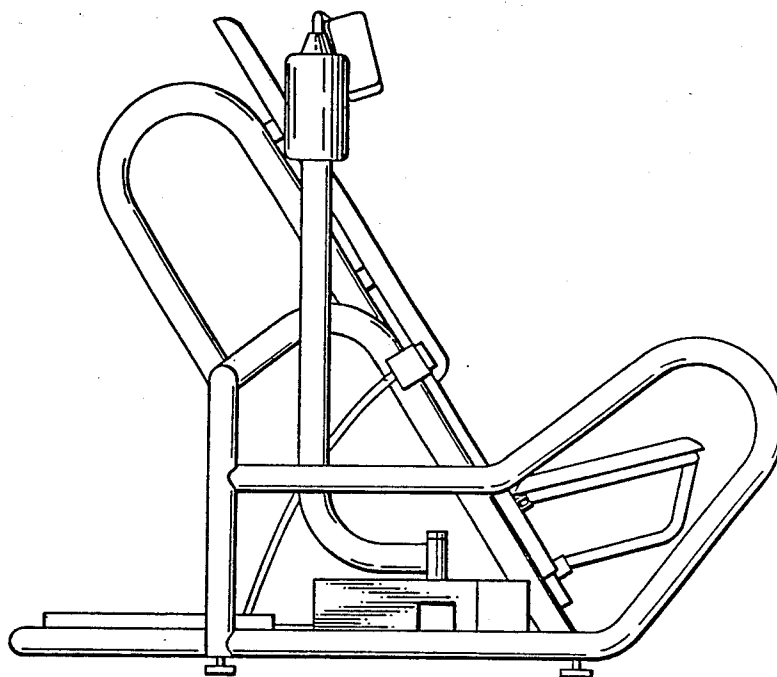
*Primary Examiner*—Charles A. Rademaker  
*Attorney, Agent, or Firm*—Crutsinger & Booth

[57] **CLAIM**

The ornamental design for a butterfly exerciser, as shown and described.

**DESCRIPTION**

FIG. 1 is a front elevational view of a butterfly exerciser showing my new design;  
FIG. 2 is a rear elevational view thereof;  
FIG. 3 is a left side elevational view thereof;  
FIG. 4 is a right side elevational view thereof;  
FIG. 5 is a top plan view thereof; and  
FIG. 6 is a bottom plan view thereof.



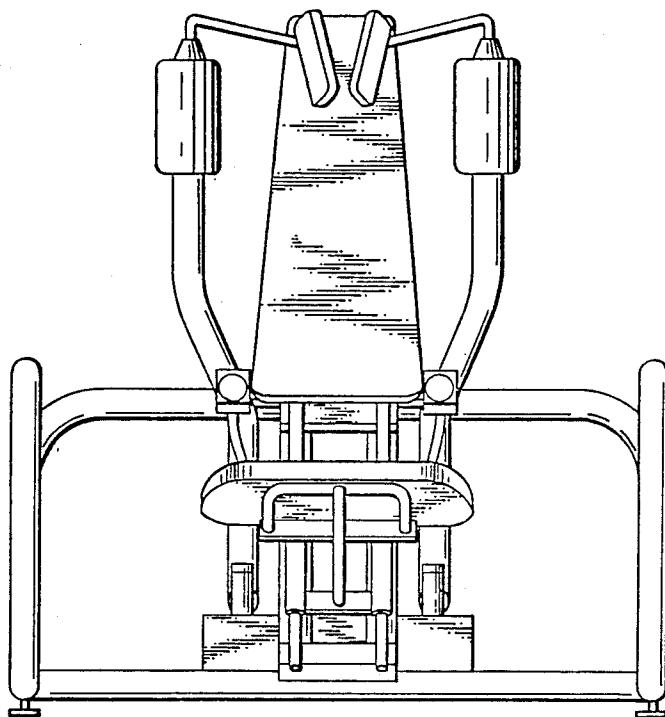


FIG. 1

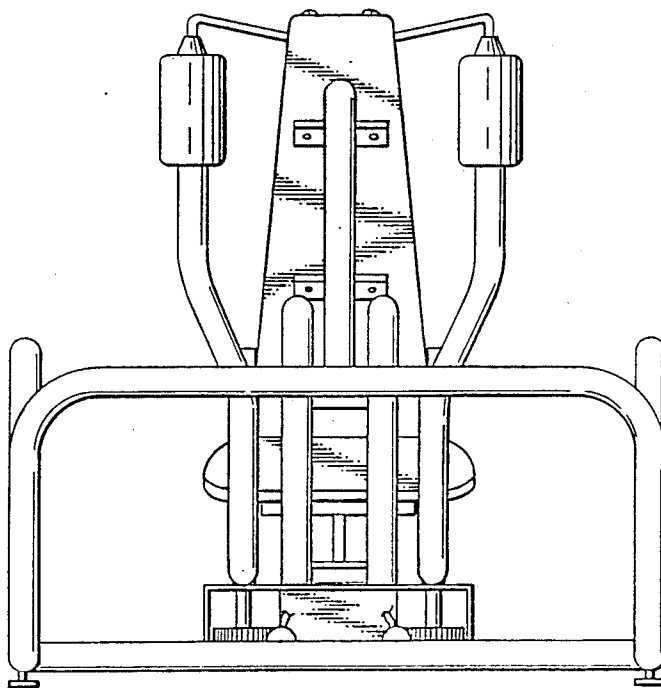


FIG. 2

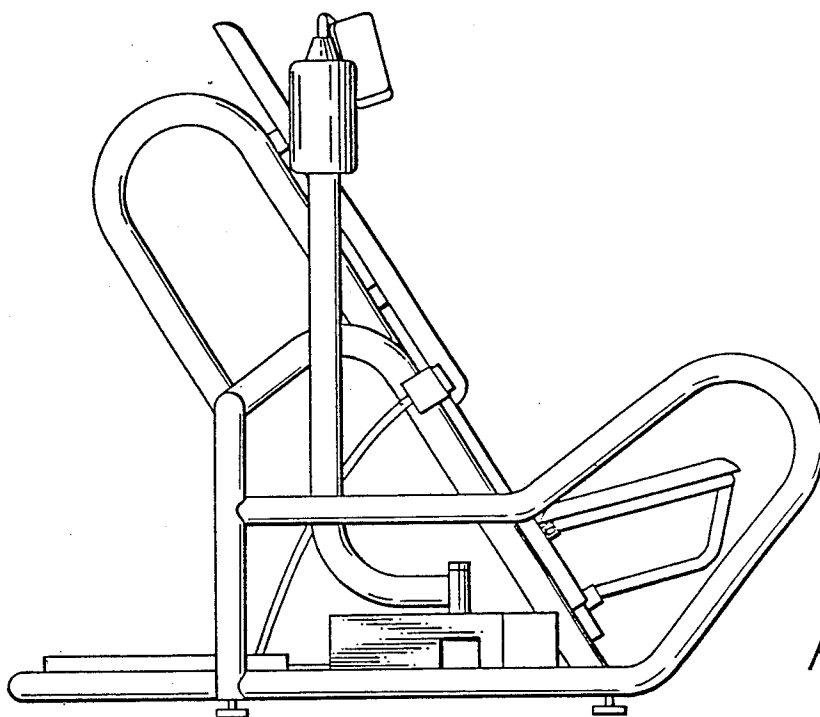


FIG. 3

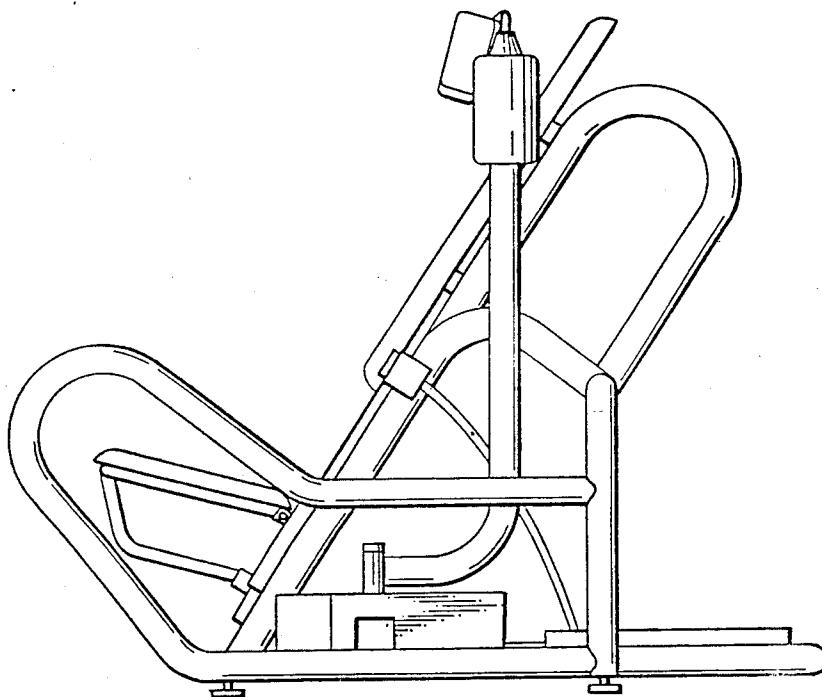


FIG. 4

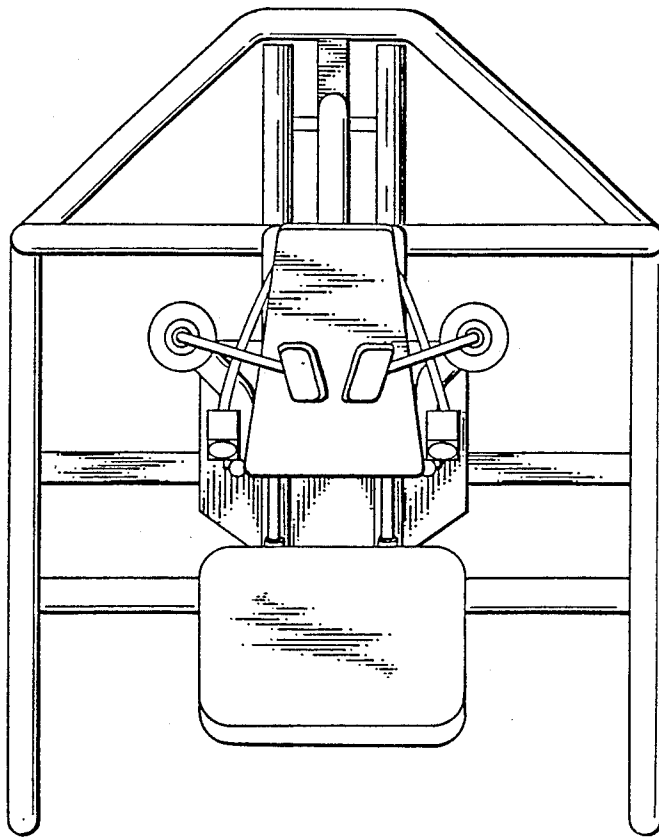


FIG. 5

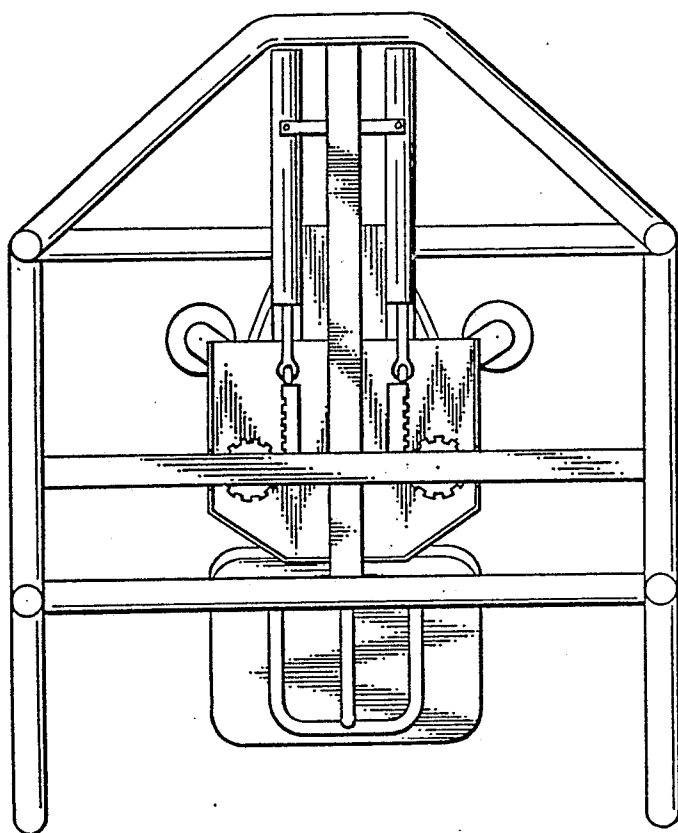


FIG. 6