

No. 648,632.

Patented May 1, 1900.

J. A. PARKER.
COMPOSITE BOARD.

(Application filed May 16, 1898.)

(No Model.)

FIG. I.

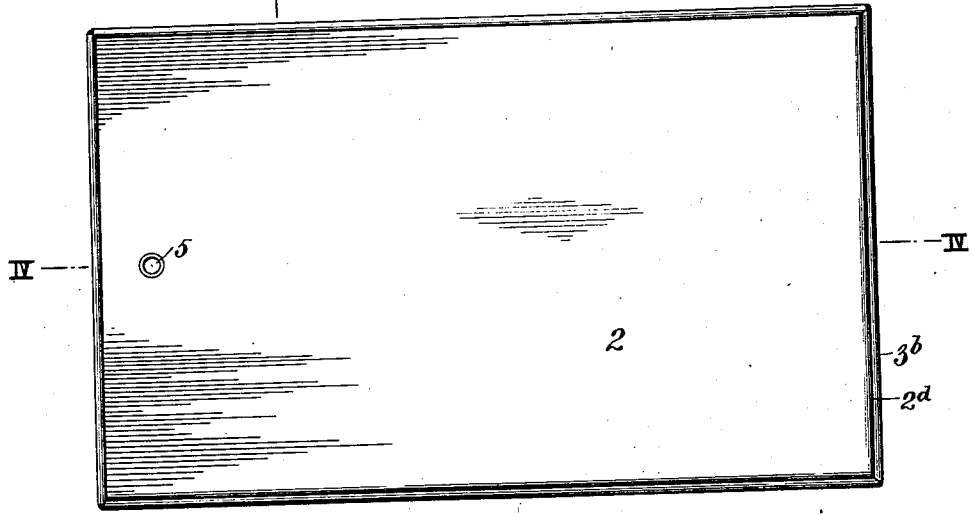


FIG. II.

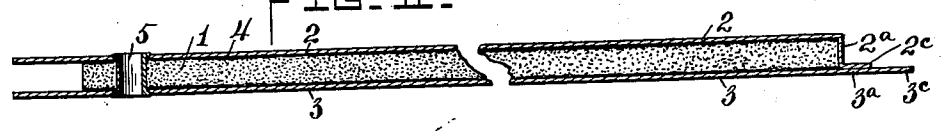


FIG. III.

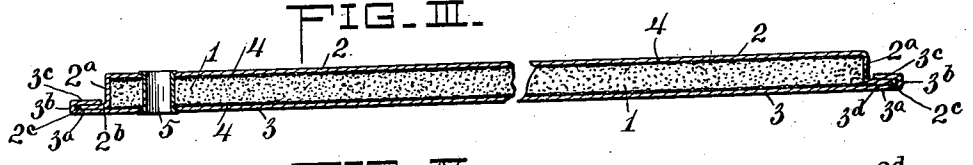
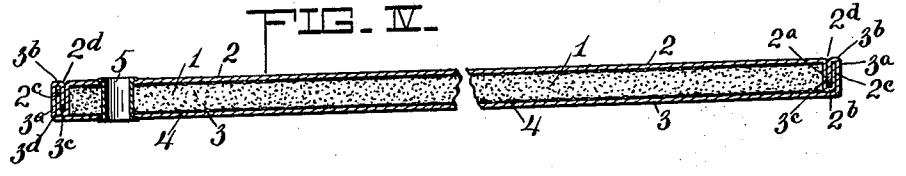


FIG. IV.



WITNESSES

C. C. Parker.
H. S. Driley.

INVENTOR

John A. Parker

UNITED STATES PATENT OFFICE.

JOHN A. PARKER, OF BELLEFONTAINE, OHIO.

COMPOSITE BOARD.

SPECIFICATION forming part of Letters Patent No. 648,632, dated May 1, 1900.

Application filed May 16, 1898. Serial No. 680,839. (No specimens.)

To all whom it may concern:

Be it known that I, JOHN A. PARKER, a citizen of the United States, and a resident of Bellefontaine, in the county of Logan and State of Ohio, have invented certain new and useful Improvements in Composite Boards, of which the following is a specification.

My invention is an improvement in composite and reversible boards having metallic surfaces for kneading, rolling, and manipulating dough thereon in bread and pastry making or for other purposes to which composite boards are adapted, such as shelving and stove boards.

My composite board is reversible and comprises a yielding body or filling of strawboard, pasteboard, or analogous absorbent material providing an interior cushion and a pair of flat thin sheet-metal facing-plates, one facing-plate being formed with downturned, outturned, and upturned side and end flanges and the other facing-plate being formed with upturned, inturned, and downturned side and end flanges interlocked with the respective side and end flanges of the first-named plates, the yielding body or filling having its surfaces solidified and bound to the facing-plates by an adhesive substance or mixture, as hereinafter described and claimed.

In order that my invention may be fully understood, I will proceed to describe it with reference to the accompanying drawings, in which—

Figure I is a plan view of my improved composite board. Fig. II is a central longitudinal section thereof, the right-hand end flange of the upper facing-plate being downturned and outturned. Fig. III is a central longitudinal section of the same, the end flanges of the upper facing-plate being downturned and outturned and the end flanges of the lower facing-plate being upturned and inturned over the outturned end flanges of the upper facing-plate, so as to lap thereover. Fig. IV is a central longitudinal section of the completed composite board on the line IV IV, Fig. I, showing the end flanges of both facing-plates interlocked.

1 is the body or filling of my composite board, formed of strawboard, pasteboard, or analogous yielding absorbent material, so as to provide a cushion within the board.

2 is a thin upper sheet-metal facing-plate, and 3 is a thin lower sheet-metal facing-plate, which plates have their edges interlocked or seamed together.

4 is glue or analogous adhesive substance or mixture, whereby the surfaces of the body or filling are solidified and the facing-plates bound to the body or filling.

The upper facing-plate 2 is formed with side and end flanges, each having a downturned part 2^a, outturned part 2^b, and upturned part 2^c, the downturned parts 2^a and upturned parts 2^c being separated by channels 2^d. The lower facing-plate 3 is formed with side and end flanges, each having an upturned part 3^a, inturned part 3^b, and downturned part 3^c, the upturned parts 3^a and downturned parts 3^c being separated by channels 3^d. The channels 2^d of the flanges of the upper facing-plate 2 receive the downturned parts 3^c of the flanges of the lower facing-plate, while the channels 3^d of the flanges of the lower facing-plate 3 receive the upturned parts 2^c of the flanges of the upper facing-plate 2.

5 is a flanged metal eyelet extending through the board to adapt it to be suspended from or hung on a suitable hook or nail when not in use.

My composite board may be inlaid or otherwise suitably attached to the top of a table or bench for the use of artisans of various kinds, such as bakers, confectioners, and the like. It is also adapted for use where a shelf or board can be utilized.

Having thus described my invention, the following is what I claim as new therein and desire to secure by Letters Patent:

1. A flat reversible composite board comprising a yielding body or filling of strawboard, pasteboard, or analogous material, and thin sheet-metal facing-plates covering the surfaces of the body or filling and joined at their edges to hermetically inclose the body or filling.

2. A flat reversible composite board comprising a yielding body or filling of strawboard, pasteboard, or analogous absorbent material, a thin upper sheet-metal facing-plate formed with side and end flanges, each having a downturned part, an outturned part, and an upturned part, and a thin lower sheet-metal facing-plate formed with side and end

flanges, each having an upturned part, an inturned part, and a downturned part; the flanges of the upper and lower facing-plates being interlocked.

- 5 3. A flat reversible composite board comprising a yielding body or filling of strawboard, pasteboard, or analogous absorbent material, a thin upper sheet-metal facing-plate formed with side and end flanges, each
10 having a downturned part, an outturned part, and an upturned part, a thin lower sheet-metal facing-plate formed with side and end flanges, each having an upturned part, an inturned part, and a downturned part; and adhesive
15 substance or mixture whereby the body or filling is solidified at the surfaces and caused to adhere to the facing-plates, the flanges of the upper and lower facing-plates being interlocked.
- 20 4. A flat reversible composite board comprising thin upper and lower sheet-metal facing-plates, a filling of strawboard, pasteboard

or analogous material, and adhesive substance or mixture whereby the surfaces of the filling are solidified and caused to adhere to the facing-plates; the flanges of the facing-plates projecting beyond the filling being seamed together.

5. The method of producing a reversible composite board which consists in taking a filling of absorbent material such as strawboard, pasteboard, or analogous material, applying an adhesive substance or mixture to the filling for solidifying the surfaces thereof, and placing the filling between overlapping thin sheet-metal facing-plates to which it is caused to adhere, and seaming the edges of the latter to complete the board.

In testimony whereof I have signed this specification in the presence of two witnesses.

JOHN A. PARKER.

Witnesses:

H. S. DAILEY,
E. E. McLAUGHLIN.