(No Model.)

E. E. BREWSTER.

FIRE KINDLER.

No. 379,631. Patented Mar. 20, 1888.

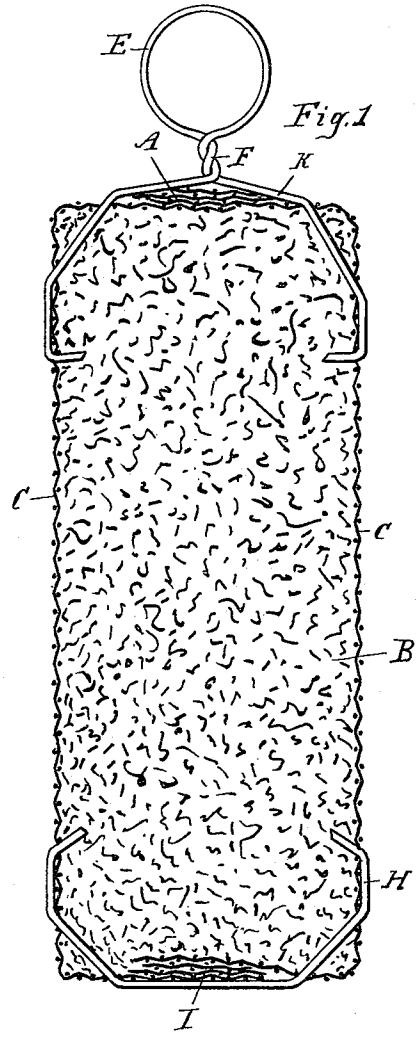

Fig. 1

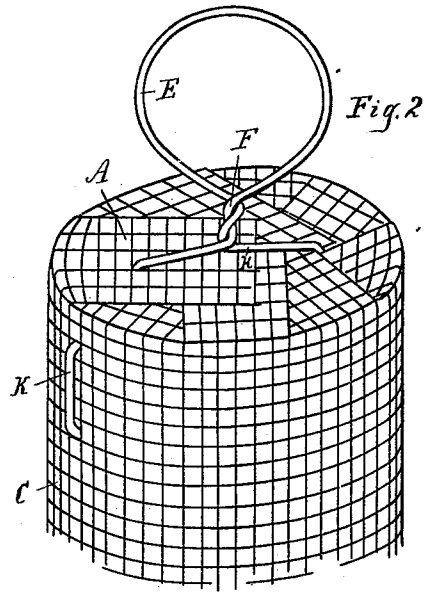

Fig. 2

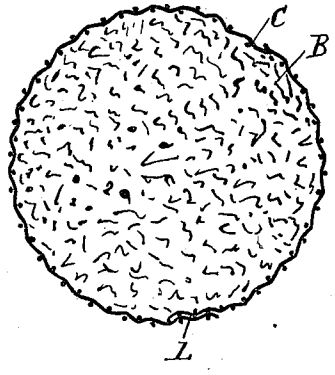

Fig. 3

Attest:
John Schuman.
E. P. Stoddard.

Inventor:
Edward E. Brewster.
by his Atty,
Charles J. Hunt.

N. PETERS. Photo-Lithographer, Washington, D. C.

UNITED STATES PATENT OFFICE.

EDWARD E. BREWSTER, OF HOLLY, MICHIGAN.

FIRE-KINDLER.

SPECIFICATION forming part of Letters Patent No. 379,631, dated March 20, 1888.

Application filed December 17, 1887. Serial No. 258,189. (No model.)

To all whom it may concern:

Be it known that I, EDWARD E. BREWSTER, of Holly, in the county of Oakland and State of Michigan, have invented new and useful Improvements in Fire-Kindlers; and I hereby declare that the following is a full, clear, and exact description thereof, reference being had to the accompanying drawings, which form a part of this specification.

My invention relates to fire-kindlers in which an indestructible material adapted to absorb an inflammable fluid is inclosed in a wire case; and the objects of my improvements are to furnish a cheap and convenient means of inclosing said material and of constructing and attaching the handle. I attain these objects by the means illustrated in the accompanying drawings, in which—

Figure 1 is a vertical section of the entire kindler. Fig. 2 is a perspective view of the top and a portion of the body, and Fig. 3 is a horizontal section.

Similar letters refer to similar parts throughout the several views.

B is an incombustible porous material—usually asbestus or mineral wool—contained in a case or wrapping, C.

K is a piece of stiff wire twisted together at F, so as to form a loop, E, by which the kindler can be handled.

The mode of constructing said kindler is as follows: The mineral wool or other similar material is compressed into a cylindrical shape and the wire-cloth C wrapped tightly around it, the edges of the wire-cloth overlapping a short distance, as shown at L, Fig. 3. The portions of the wire-cloth which extend beyond the ends of the cylinder of mineral wool are then bent down in folds, as shown at A and I, upon the ends of said cylinder. Through the folds of the wire-cloth, at one end of the cylinder, are passed the two ends of the wire H, and the central portion of said wire is pressed firmly down upon said folds. The ends of the wire H pass out at the side of the cylinder and are rebent and forced in again, the rebent portions serving to hold the wire firmly against the folds of the wire-cloth C. The folds of the wire-cloth at the other end of the cylinder are held in place by the wire K, passing through the wire-cloth folds out of the side of the cylinder and being rebent and forced into the body of the kindler in the same way as the wire H. The wire K, where it is twisted together at F, is forced down against the folds A of the wire-cloth C, while the loop E extends upward from the center of the top of the cylinder and forms a handle to the kindler. Thus the handle E is formed out of the wire K, and by the operation of securing the folds of the wire cloth the handle is firmly attached.

Having fully described my invention, what I wish to claim, and secure by Letters Patent, is—

1. A fire-kindler consisting of a cylinder of indestructible absorbent material wrapped in wire-cloth, said wire-cloth being turned down at the ends of said cylinder and secured by a wire at each end of said cylinder, the two ends of each of said wires being passed through the folds of the wire-cloth at the ends of the cylinder and out at the side and being rebent and forced into the body of the cylinder, substantially as shown, and for the purpose described.

2. A fire-kindler consisting of a cylinder of indestructible absorbent material wrapped in wire-cloth, said wire-cloth being turned down at the ends of said cylinder and secured by a wire at each end of the cylinder, one or both of said wires being provided with a loop at its center, the two ends of each of said wires being passed through the folds of the wire cloth at the ends of the cylinder out at the side and being rebent and forced into the body of the cylinder, substantially as shown, and for the purpose described.

EDWARD E. BREWSTER.

Witnesses:

JOHN SCHUMAN,

ELLIOTT J. STODDARD.