



(51) International Patent Classification:

C07D 413/12 (2006.01) A61K 31/42 (2006.01)
C07C 233/56 (2006.01) A61K 31/4245 (2006.01)
C07D 261/18 (2006.01) A61K 31/216 (2006.01)
C07D 271/08 (2006.01) A61P 9/12 (2006.01)

(21) International Application Number:

PCT/US2013/043252

(22) International Filing Date:

30 May 2013 (30.05.2013)

(25) Filing Language:

English

(26) Publication Language:

English

(30) Priority Data:

61/653,564 31 May 2012 (31.05.2012) US

(71) Applicant: THERAVANCE, INC. [US/US]; 901 Gateway Boulevard, South San Francisco, CA 94080 (US).

(72) Inventors: MAMMEN, Mathai; 1852 Valparaiso Avenue, Menlo Park, CA 94025 (US). HUGHES, Adam; 1221 Judson Street, Belmont, CA 94002 (US).

(74) Agents: HAGENAH, Jeffrey, A. et al.; THERAVANCE, INC., 901 Gateway Boulevard, South San Francisco, CA 94080 (US).

(81) Designated States (unless otherwise indicated, for every kind of national protection available): AE, AG, AL, AM,

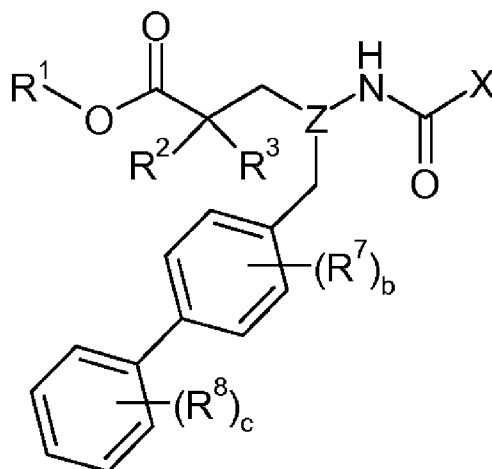
AO, AT, AU, AZ, BA, BB, BG, BH, BN, BR, BW, BY, BZ, CA, CH, CL, CN, CO, CR, CU, CZ, DE, DK, DM, DO, DZ, EC, EE, EG, ES, FI, GB, GD, GE, GH, GM, GT, HN, HR, HU, ID, IL, IN, IS, JP, KE, KG, KN, KP, KR, KZ, LA, LC, LK, LR, LS, LT, LU, LY, MA, MD, ME, MG, MK, MN, MW, MX, MY, MZ, NA, NG, NI, NO, NZ, OM, PA, PE, PG, PH, PL, PT, QA, RO, RS, RU, RW, SC, SD, SE, SG, SK, SL, SM, ST, SV, SY, TH, TJ, TM, TN, TR, TT, TZ, UA, UG, US, UZ, VC, VN, ZA, ZM, ZW.

(84) Designated States (unless otherwise indicated, for every kind of regional protection available): ARIPO (BW, GH, GM, KE, LR, LS, MW, MZ, NA, RW, SD, SL, SZ, TZ, UG, ZM, ZW), Eurasian (AM, AZ, BY, KG, KZ, RU, TJ, TM), European (AL, AT, BE, BG, CH, CY, CZ, DE, DK, EE, ES, FI, FR, GB, GR, HR, HU, IE, IS, IT, LT, LU, LV, MC, MK, MT, NL, NO, PL, PT, RO, RS, SE, SI, SK, SM, TR), OAPI (BF, BJ, CF, CG, CI, CM, GA, GN, GQ, GW, KM, ML, MR, NE, SN, TD, TG).

Published:

- with international search report (Art. 21(3))
- before the expiration of the time limit for amending the claims and to be republished in the event of receipt of amendments (Rule 48.2(h))

(54) Title: NITRIC OXIDE DONOR NEPRILYSIN INHIBITORS



(I)

(57) Abstract: In one aspect, the invention relates to compounds having the formula: (I) where R^1 , R^2 , R^3 , R^7 , R^8 , Z, X, b, and c are as defined in the specification, or a pharmaceutically acceptable salt thereof. These compounds are nitric oxide donors and have neprilysin inhibition activity. In another aspect, the invention relates to pharmaceutical compositions comprising such compounds; methods of using such compounds; and processes and intermediates for preparing such compounds.

NITRIC OXIDE DONOR NEPRILYSIN INHIBITORS

5

BACKGROUND OF THE INVENTION

FIELD OF THE INVENTION

The present invention relates to novel compounds that are nitric oxide donors and have neprilysin-inhibition activity. The invention also relates to pharmaceutical compositions comprising such compounds, processes and intermediates for preparing such compounds and methods of using such compounds to treat diseases such as hypertension, heart failure, pulmonary hypertension, and renal disease.

STATE OF THE ART

Neprilysin (neutral endopeptidase, EC 3.4.24.11) (NEP), is an endothelial membrane bound Zn^{2+} metallopeptidase found in many organs and tissues, including the brain, kidneys, lungs, gastrointestinal tract, heart, and the peripheral vasculature. NEP degrades and inactivates a number of endogenous peptides, such as enkephalins, circulating bradykinin, angiotensin peptides, and natriuretic peptides, the latter of which have several effects including, for example, vasodilation and natriuresis/diuresis, as well as inhibition of cardiac hypertrophy and ventricular fibrosis. Thus, NEP plays an important role in blood pressure homeostasis and cardiovascular health.

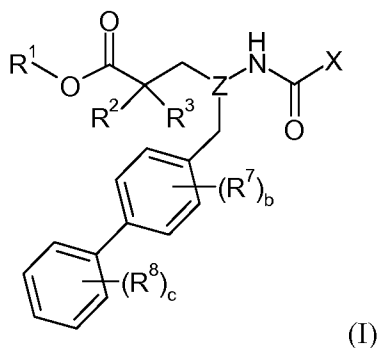
Several new classes of NEP inhibitors are described in U.S. Patent Application Publication Nos. 2012/0157383 to Gendron et al. and 2012/0157386 to Smith et al, both filed on December 14, 2011; U.S. Patent Application Publication Nos. 2012/0213806 to Fleury et al. and 2012/0213807 to Fleury et al., both filed on February 16, 2012; and U.S. Application No. 13/666,538 to Hughes et al. filed on November 1, 2012.

Nitric oxide (NO) is also believed to play a role in cardiovascular health due to its role in several physiological processes. NO is produced by nitric oxide synthase (NOS), an enzyme that exists in three isoforms. NO produced by the endothelial NOS (type III) isoform has antithrombotic action. Cardiovascular disease remain a key area of therapeutic interest since the number of people having various forms of heart disease continues to rise. Thus, there remains a need for improved therapies in this area. It is expected that adding an NO-releasing moiety to these new classes of NEP inhibitors will enhance their properties, for example by increasing endogenous NO under physiological conditions.

SUMMARY OF THE INVENTION

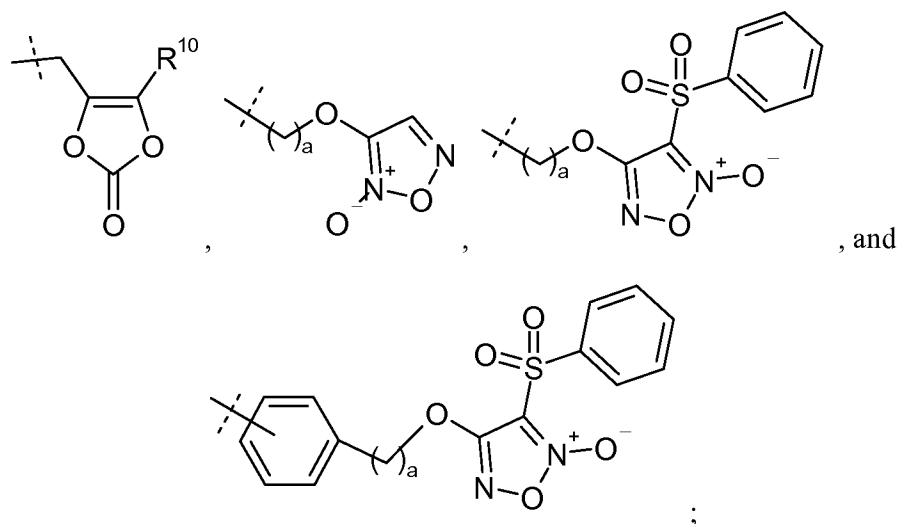
The present invention provides novel compounds that have been found to possess neprilysin (NEP) enzyme inhibition activity. Accordingly, compounds of the invention are expected to be useful and advantageous as therapeutic agents for treating conditions such as hypertension and heart failure.

One aspect of the invention relates to a compound of formula I:



where:

R¹ is selected from -C₁₋₁₀alkyl substituted with 1 or 2 -ONO₂ groups, -CH₂O-R¹⁰,
 10 -C₁₋₆alkylene-O-CH₂-CH(ONO₂)-C₁₋₆alkyl, -phenylene-R¹⁰, -C₁₋₆alkylene-SO₂NH(OH),



R¹⁰ is -C₂₋₁₀alkyl substituted with 1 or 2 -ONO₂ groups; and

a is an integer from 2-5;

15 R² is selected from -OH, -CH₂OH, -OP(O)(OH)₂, and -CH₂OP(O)(OH)₂; and R³ is selected from H and -CH₃; or

R² is taken together with R³ to form -CH₂-O-CH₂- or -CH₂-CH₂-; or

R² and R³ are both -CH₃;

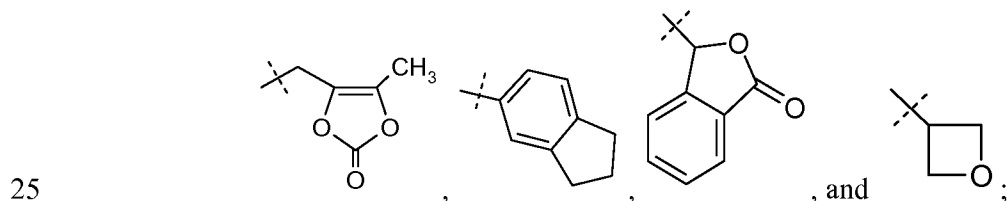
Z is -CH- or -N-;

X is $-\text{COOR}^4$ or $-\text{C}_{1-9}\text{heteroaryl}$ substituted with R^5 and R^6 ;

R^5 is absent or is selected from H; halo; $-\text{C}_{0-5}\text{alkylene-OH}$; $-\text{NH}_2$; $-\text{C}_{1-6}\text{alkyl}$; $-\text{CF}_3$; $-\text{C}_{3-7}\text{cycloalkyl}$; $-\text{C}_{0-2}\text{alkylene-O-C}_{1-6}\text{alkyl}$; $-\text{C(O)H}$; $-\text{C(O)-C}_{1-6}\text{alkyl}$; $-\text{C}_{0-1}\text{alkylene-COOR}^{50}$; $-\text{C(O)NR}^{51}\text{R}^{52}$; $-\text{NHC(O)R}^{53}$; $=\text{O}$; $-\text{NO}_2$; $-\text{C(CH}_3)=\text{N(OH)}$; phenyl optionally substituted with one or two groups independently selected from halo, $-\text{OH}$, $-\text{CF}_3$, $-\text{OCH}_3$, $-\text{NHC(O)CH}_3$, and phenyl; naphthalenyl; pyridinyl; pyrazinyl; pyrazolyl optionally substituted with methyl; thiophenyl optionally substituted with methyl or halo; furanyl; and $-\text{CH}_2\text{-morpholinyl}$; and R^5 , when present, is attached to a carbon atom; where R^{51} and R^{52} are independently selected from H, $-\text{C}_{1-6}\text{alkyl}$, $-\text{CH}_2\text{COOH}$, $-(\text{CH}_2)_2\text{OH}$; $-(\text{CH}_2)_2\text{OCH}_3$, $-(\text{CH}_2)_2\text{SO}_2\text{NH}_2$, $-(\text{CH}_2)_2\text{N(CH}_3)_2$, $-\text{C}_{0-1}\text{alkylene-C}_{3-7}\text{cycloalkyl}$, and $-(\text{CH}_2)_2\text{-imidazolyl}$; or R^{51} and R^{52} are taken together to form a saturated or partially unsaturated $-\text{C}_{3-5}\text{heterocycle}$ optionally substituted with halo, $-\text{OH}$, $-\text{COOH}$, or $-\text{CONH}_2$; and optionally containing an oxygen atom in the ring; and R^{53} is selected from $-\text{C}_{1-6}\text{alkyl}$; $-\text{C}_{0-1}\text{alkylene-O-C}_{1-6}\text{alkyl}$; phenyl optionally substituted with halo or $-\text{OCH}_3$; and $-\text{C}_{1-9}\text{heteroaryl}$;

R^6 is absent or is selected from H; $-\text{OH}$; $-\text{C}_{1-6}\text{alkyl}$; $-\text{C}_{1-2}\text{alkylene-COOR}^{60}$; $-\text{CH}_2\text{OC(O)CH(R}^{61})\text{NH}_2$; $-\text{OCH}_2\text{OC(O)CH(R}^{61})\text{NH}_2$; $-\text{OCH}_2\text{OC(O)CH}_3$; $-\text{CH}_2\text{OP(O)(OH)}_2$; $-\text{CH}_2\text{CH(OH)CH}_2\text{OH}$; $-\text{CH}[\text{CH(CH}_3)_2]\text{-NHC(O)O-C}_{1-6}\text{alkyl}$; pyridinyl; and phenyl or benzyl optionally substituted with one or more groups selected from halo, $-\text{COOR}^{60}$, $-\text{OCH}_3$, $-\text{OCF}_3$, and $-\text{SCF}_3$; and R^6 , when present, is attached to a carbon or nitrogen atom; where R^{61} is selected from H, $-\text{CH(CH}_3)_2$, phenyl, and benzyl;

R^4 , R^{50} , and R^{60} are independently selected from H, $-\text{C}_{1-8}\text{alkyl}$, $-\text{C}_{1-3}\text{alkylene-C}_{6-10}\text{aryl}$, $-\text{C}_{1-3}\text{alkylene-C}_{1-9}\text{heteroaryl}$, $-\text{C}_{3-7}\text{cycloalkyl}$, $-\text{[(CH}_2)_2\text{O}]_{1-3}\text{CH}_3$, $-\text{C}_{1-6}\text{alkylene-OC(O)R}^{40}$, $-\text{C}_{1-6}\text{alkylene-NR}^{41}\text{R}^{42}$, $-\text{C}_{1-6}\text{alkylene-C(O)R}^{43}$, $-\text{C}_{0-6}\text{alkylenemorpholinyl}$, $-\text{C}_{1-6}\text{alkylene-SO}_2\text{-C}_{1-6}\text{alkyl}$,



where R^{40} is selected from $-\text{C}_{1-6}\text{alkyl}$, $-\text{O-C}_{1-6}\text{alkyl}$, $-\text{C}_{3-7}\text{cycloalkyl}$, $-\text{O-C}_{3-7}\text{cycloalkyl}$, phenyl, $-\text{O-phenyl}$, $-\text{NR}^{41}\text{R}^{42}$, $-\text{CH}[\text{CH(CH}_3)_2]\text{-NH}_2$, $-\text{CH}[\text{CH(CH}_3)_2]\text{-NHC(O)O-C}_{1-6}\text{alkyl}$, and $-\text{CH(NH}_2)\text{CH}_2\text{COOCH}_3$; R^{41} and R^{42} are independently selected from H, $-\text{C}_{1-6}\text{alkyl}$, and benzyl; or R^{41} and R^{42} are taken together as $-(\text{CH}_2)_{3-6}-$, $-\text{C(O)-}(\text{CH}_2)_3-$, or $-(\text{CH}_2)_2\text{O(CH}_2)_2-$; and R^{43} is selected from $-\text{O-C}_{1-6}\text{alkyl}$, $-\text{O-benzyl}$, and $-\text{NR}^{41}\text{R}^{42}$;

b is 0 or 1; R⁷ is selected from halo, -CH₃, -CF₃, and -CN;

c is 0 or an integer from 1 to 3; each R⁸ is independently selected from halo, -OH, -CH₃, -OCH₃, and -CF₃; and

where each alkyl group in X is optionally substituted with 1 to 8 fluoro atoms;

5 or a pharmaceutically acceptable salt thereof.

Another aspect of the invention relates to pharmaceutical compositions comprising a pharmaceutically acceptable carrier and a compound of the invention. Such compositions may optionally contain other therapeutic agents. Accordingly, in yet another aspect of the invention, a pharmaceutical composition comprises a compound of the
10 invention as the first therapeutic agent, one or more secondary therapeutic agent, and a pharmaceutically acceptable carrier. Another aspect of the invention relates to a combination of active agents, comprising a compound of the invention and a second therapeutic agent. The compound of the invention can be formulated together or separately from the additional agent(s). When formulated separately, a pharmaceutically acceptable
15 carrier may be included with the additional agent(s). Thus, yet another aspect of the invention relates to a combination of pharmaceutical compositions, the combination comprising: a first pharmaceutical composition comprising a compound of the invention and a first pharmaceutically acceptable carrier; and a second pharmaceutical composition comprising a second therapeutic agent and a second pharmaceutically acceptable carrier.
20 In another aspect, the invention relates to a kit containing such pharmaceutical compositions, for example where the first and second pharmaceutical compositions are separate pharmaceutical compositions.

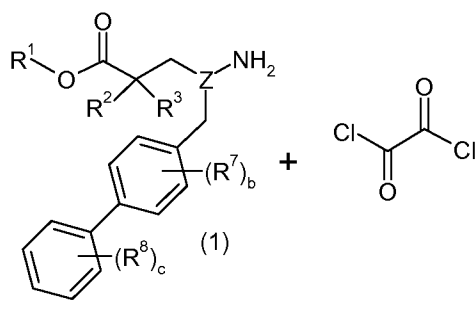
Compounds of the invention possess NEP enzyme inhibition activity, and are therefore expected to be useful as therapeutic agents for treating patients suffering from a
25 disease or disorder that is treated by inhibiting the NEP enzyme or by increasing the levels of its peptide substrates. Thus, one aspect of the invention relates to a method of treating patients suffering from a disease or disorder that is treated by inhibiting the NEP enzyme, comprising administering to a patient a therapeutically effective amount of a compound of the invention. Another aspect of the invention relates to a method of treating
30 cardiovascular disease, comprising administering to a patient a therapeutically effective amount of a compound of the invention. Yet another aspect of the invention relates to a method of treating hypertension, heart failure, or renal disease, comprising administering to a patient a therapeutically effective amount of a compound of the invention. Still another

aspect of the invention relates to a method for inhibiting a NEP enzyme in a mammal comprising administering to the mammal, a NEP enzyme-inhibiting amount of a compound of the invention.

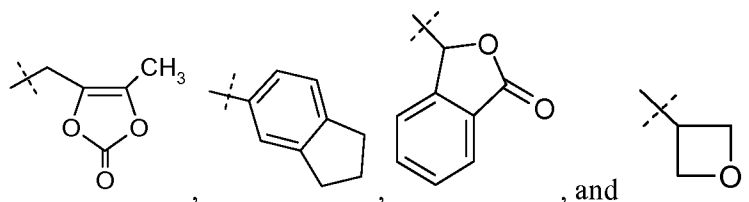
- Since compounds of the invention possess NEP inhibition activity, they are also useful as research tools. Accordingly, one aspect of the invention relates to a method of using a compound of the invention as a research tool, the method comprising conducting a biological assay using a compound of the invention. Compounds of the invention can also be used to evaluate new chemical compounds. Thus another aspect of the invention relates to a method of evaluating a test compound in a biological assay, comprising: (a) conducting a biological assay with a test compound to provide a first assay value; (b) conducting the biological assay with a compound of the invention to provide a second assay value; wherein step (a) is conducted either before, after or concurrently with step (b); and (c) comparing the first assay value from step (a) with the second assay value from step (b). Exemplary biological assays include a NEP enzyme inhibition assay. Still another aspect of the invention relates to a method of studying a biological system or sample comprising a NEP enzyme, the method comprising: (a) contacting the biological system or sample with a compound of the invention; and (b) determining the effects caused by the compound on the biological system or sample.

- Yet another aspect of the invention relates to processes and intermediates useful for preparing compounds of the invention. Accordingly, another aspect of the invention relates to a process of preparing compounds of formula I, selected from:

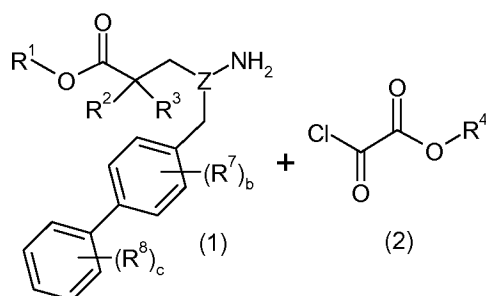
(a) where X is $-\text{COOR}^4$ and R^4 is H, comprising the step of reacting a compound of formula 1 with oxalyl chloride in the presence of t-butyl alcohol:



- (b) where X is $-\text{COOR}^4$ and R^4 is selected from $-\text{C}_{1-8}\text{alkyl}$, $-\text{C}_{1-3}\text{alkylene-C}_{6-10}\text{aryl}$, $-\text{C}_{1-3}\text{alkylene-C}_{1-9}\text{heteroaryl}$, $-\text{C}_{3-7}\text{cycloalkyl}$, $-\text{[(CH}_2\text{)}_2\text{O]}_{1-3}\text{CH}_3$, $-\text{C}_{1-6}\text{alkylene-OC(O)R}^{40}$, $-\text{C}_{1-6}\text{alkylene-NR}^{41}\text{R}^{42}$, $-\text{C}_{1-6}\text{alkylene-C(O)R}^{43}$, $-\text{C}_{0-6}\text{alkylenemorpholinyl}$, $-\text{C}_{1-6}\text{alkylene-SO}_2\text{-C}_{1-6}\text{alkyl}$,

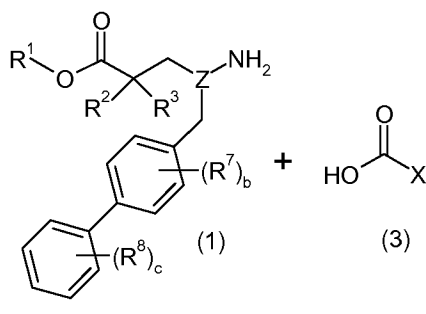


comprising the step of coupling a compound of formula 1 with a compound of formula 2:



; and

- (c) where X is $-C_{1-9}$ heteroaryl substituted with R^5 and R^6 , comprising the step of
- 5 coupling a compound of formula 1 with a compound of formula 3:



;

- to produce a compound of formula I; where R^1 - R^3 , Z, R^{40} - R^{43} , R^7 , R^8 , b and c are as defined for formula I. Other aspects of the invention relates to a process of preparing a pharmaceutically acceptable salt of a compound of formula I, comprising contacting a
- 10 compound of formula I in free acid or base form with a pharmaceutically acceptable base or acid. In other aspects, the invention relates to products prepared by any of the processes described herein, as well as novel intermediates used in such process.

- Yet another aspect of the invention relates to the use of a compound of formula I or a pharmaceutically acceptable salt thereof, for the manufacture of a medicament, especially
- 15 for the manufacture of a medicament useful for treating hypertension, heart failure, or renal disease. Another aspect of the invention relates to use of a compound of the invention for inhibiting a NEP enzyme in a mammal. Still another aspect of the invention relates to the use of a compound of the invention as a research tool. Other aspects and embodiments of the invention are disclosed herein.

DETAILED DESCRIPTION OF THE INVENTION

DEFINITIONS

When describing the compounds, compositions, methods and processes of the invention, the following terms have the following meanings unless otherwise indicated.

- 5 Additionally, as used herein, the singular forms "a," "an," and "the" include the corresponding plural forms unless the context of use clearly dictates otherwise. The terms "comprising," "including," and "having" are intended to be inclusive and mean that there may be additional elements other than the listed elements. All numbers expressing quantities of ingredients, properties such as molecular weight, reaction conditions, and so
10 forth used herein are to be understood as being modified in all instances by the term "about," unless otherwise indicated. Accordingly, the numbers set forth herein are approximations that may vary depending upon the desired properties sought to be obtained by the present invention. At least, and not as an attempt to limit the application of the doctrine of equivalents to the scope of the claims, each number should at least be construed
15 in light of the reported significant digits and by applying ordinary rounding techniques.

The term "alkyl" means a monovalent saturated hydrocarbon group which may be linear or branched. Unless otherwise defined, such alkyl groups typically contain from 1 to 10 carbon atoms and include, for example, -C₁₋₄alkyl, -C₁₋₅alkyl, -C₂₋₅alkyl, -C₁₋₆alkyl, -C₁₋₈alkyl, and -C₁₋₁₀alkyl.

- 20 Representative alkyl groups include, by way of example, methyl, ethyl, *n*-propyl, isopropyl, *n*-butyl, *s*-butyl, isobutyl, *t*-butyl, *n*-pentyl, *n*-hexyl, *n*-heptyl, *n*-octyl, *n*-nonyl, *n*-decyl and the like.

- When a specific number of carbon atoms is intended for a particular term used herein, the number of carbon atoms is shown preceding the term as subscript. For
25 example, the term "-C₁₋₆alkyl" means an alkyl group having from 1 to 6 carbon atoms, and the term "-C₃₋₇cycloalkyl" means a cycloalkyl group having from 3 to 7 carbon atoms, respectively, where the carbon atoms are in any acceptable configuration.

- The term "alkylene" means a divalent saturated hydrocarbon group that may be linear or branched. Unless otherwise defined, such alkylene groups typically contain from
30 0 to 10 carbon atoms and include, for example, -C₀₋₁alkylene-, -C₀₋₆alkylene-, -C₁₋₃alkylene-, and -C₁₋₆alkylene-. Representative alkylene groups include, by way of example, methylene, ethane-1,2-diyl ("ethylene"), propane-1,2-diyl, propane-1,3-diyl, butane-1,4-diyl, pentane-1,5-diyl and the like. It is understood that when the alkylene term

include zero carbons such as $-C_{0-1}$ alkylene-, such terms are intended to include the absence of carbon atoms, that is, the alkylene group is not present except for a covalent bond attaching the groups separated by the alkylene term.

The term "aryl" means a monovalent aromatic hydrocarbon having a single ring (i.e., phenyl) or one or more fused rings. Fused ring systems include those that are fully unsaturated (e.g., naphthalene) as well as those that are partially unsaturated (e.g., 1,2,3,4-tetrahydronaphthalene). Unless otherwise defined, such aryl groups typically contain from 6 to 10 carbon ring atoms and include, for example, $-C_{6-10}$ aryl. Representative aryl groups include, by way of example, phenyl and naphthalene-1-yl, naphthalene-2-yl, and the like.

The term "cycloalkyl" means a monovalent saturated carbocyclic hydrocarbon group. Unless otherwise defined, such cycloalkyl groups typically contain from 3 to 10 carbon atoms and include, for example, $-C_{3-5}$ cycloalkyl, $-C_{3-6}$ cycloalkyl and $-C_{3-7}$ cycloalkyl. Representative cycloalkyl groups include, by way of example, cyclopropyl, cyclobutyl, cyclopentyl, cyclohexyl and the like.

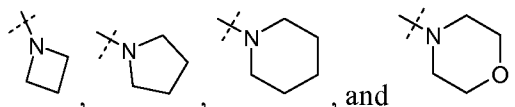
The term "halo" means fluoro, chloro, bromo and iodo.

The term "heterocycle" is intended to include monovalent unsaturated (aromatic) heterocycles having a single ring or two fused rings as well as monovalent saturated and partially unsaturated groups having a single ring or multiple condensed rings. The heterocycle ring can contain from 3 to 15 total ring atoms, of which 1 to 14 are ring carbon atoms, and 1 to 4 are ring heteroatoms selected from nitrogen, oxygen or sulfur. Typically, however, the heterocycle ring contains from 3 to 10 total ring atoms, of which 1 to 9 are ring carbon atoms, and 1 to 4 are ring heteroatoms. The point of attachment is at any available carbon or nitrogen ring atom. Exemplary heterocycles include, for example, $-C_{1-7}$ heterocycle, $-C_{3-5}$ heterocycle, $-C_{2-6}$ heterocycle, $-C_{3-12}$ heterocycle, $-C_{5-9}$ heterocycle, $-C_{1-9}$ heterocycle, $-C_{1-11}$ heterocycle, and $-C_{1-14}$ heterocycle.

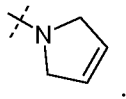
Monovalent unsaturated heterocycles are also commonly referred to as "heteroaryl" groups. Unless otherwise defined, heteroaryl groups typically contain from 5 to 10 total ring atoms, of which 1 to 9 are ring carbon atoms, and 1 to 4 are ring heteroatoms, and include, for example, $-C_{1-9}$ heteroaryl and $-C_{5-9}$ heteroaryl. Representative heteroaryl groups include, by way of example, pyrrole (e.g., 3-pyrrolyl and 2H-pyrrol-3-yl), imidazole (e.g., 2-imidazolyl), furan (e.g., 2-furyl and 3-furyl), thiophene (e.g., 2-thienyl), triazole (e.g., 1,2,3-triazolyl and 1,2,4-triazolyl), pyrazole (e.g., 1H-pyrazol-3-yl), oxazole (e.g., 2-oxazolyl), isoxazole (e.g., 3-isoxazolyl), thiazole (e.g., 2-thiazolyl and 4-thiazolyl), and

isothiazole (e.g., 3-isothiazolyl), pyridine (e.g., 2-pyridyl, 3-pyridyl, and 4-pyridyl), pyridylimidazole, pyridyltriazole, pyrazine, pyridazine (e.g., 3-pyridazinyl), pyrimidine (e.g., 2-pyrimidinyl), tetrazole, triazine (e.g., 1,3,5-triazinyl), indolyle (e.g., 1H-indol-2-yl, 1H-indol-4-yl and 1H-indol-5-yl), benzofuran (e.g., benzofuran-5-yl), benzothiophene
 5 (e.g., benzo[*b*]thien-2-yl and benzo[*b*]thien-5-yl), benzimidazole, benzoxazole, benzothiazole, benzotriazole, quinoline (e.g., 2-quinolyl), isoquinoline, quinazoline, quinoxaline and the like.

Monovalent saturated heterocycles typically contain from 3 to 10 total ring atoms, of which 2 to 9 are ring carbon atoms, and 1 to 4 are ring heteroatoms, and include, for
 10 example -C₃₋₅heterocycle. Representative monovalent saturated heterocycles include, by way of example, monovalent species of pyrrolidine, imidazolidine, pyrazolidine, piperidine, 1,4-dioxane, morpholine, thiomorpholine, piperazine, 3-pyrroline and the like. In some instances, moieties may be described as being taken together to form a saturated -C₃₋₅heterocycle optionally containing an oxygen atom in the ring. Such groups
 15 include:



Monovalent partially unsaturated heterocycles typically contain from 3 to 10 total ring atoms, of which 2 to 11 are ring carbon atoms, and 1 to 3 are ring heteroatoms, and include, for example -C₃₋₅heterocycle and -C₂₋₁₂heterocycle. Representative monovalent
 20 partially unsaturated heterocycles include, by way of example, pyran, benzopyran, benzodioxole (e.g., benzo[1,3]dioxol-5-yl), tetrahydropyridazine, 2,5-dihydro-1H-pyrrole, dihydroimidazole, dihydrotriazole, dihydrooxazole, dihydroisoxazole, dihydrothiazole, dihydroisothiazole, dihydrooxadiazole, dihydrothiadiazole, tetrahydropyridazine, hexahydropyrroloquinoxaline, and dihydrooxadiazabenz[e]azulene. In some instances,
 25 moieties may be described as being taken together to form a partially unsaturated -C₃₋₅heterocycle. Such groups include:



The term "optionally substituted" means that group in question may be unsubstituted or it may be substituted one or several times, such as 1 to 3 times, or 1 to 5
 30 times, or 1 to 8 times. For example, a phenyl group that is "optionally substituted" with

halo atoms, may be unsubstituted, or it may contain 1, 2, 3, 4, or 5 halo atoms; and an alkyl group that is "optionally substituted" with fluoro atoms may be unsubstituted, or it may contain 1, 2, 3, 4, 5, 6, 7, or 8 fluoro atoms;. Similarly, a group that is "optionally substituted" with one or two -C₁₋₆alkyl groups, may be unsubstituted, or it may contain one or two -C₁₋₆alkyl groups.

As used herein, the phrase "having the formula" or "having the structure" is not intended to be limiting and is used in the same way that the term "comprising" is commonly used. For example, if one structure is depicted, it is understood that all stereoisomer and tautomer forms are encompassed, unless stated otherwise.

The term "pharmaceutically acceptable" refers to a material that is not biologically or otherwise unacceptable when used in the invention. For example, the term "pharmaceutically acceptable carrier" refers to a material that can be incorporated into a composition and administered to a patient without causing unacceptable biological effects or interacting in an unacceptable manner with other components of the composition. Such pharmaceutically acceptable materials typically have met the required standards of toxicological and manufacturing testing, and include those materials identified as suitable inactive ingredients by the U.S. Food and Drug administration.

The term "pharmaceutically acceptable salt" means a salt prepared from a base or an acid which is acceptable for administration to a patient, such as a mammal (for example, salts having acceptable mammalian safety for a given dosage regime). However, it is understood that the salts covered by the invention are not required to be pharmaceutically acceptable salts, such as salts of intermediate compounds that are not intended for administration to a patient. Pharmaceutically acceptable salts can be derived from pharmaceutically acceptable inorganic or organic bases and from pharmaceutically acceptable inorganic or organic acids. In addition, when a compound of formula I contains both a basic moiety, such as an amine, pyridine or imidazole, and an acidic moiety such as a carboxylic acid or tetrazole, zwitterions may be formed and are included within the term "salt" as used herein. Salts derived from pharmaceutically acceptable inorganic bases include ammonium, calcium, copper, ferric, ferrous, lithium, magnesium, manganic, manganous, potassium, sodium, and zinc salts, and the like. Salts derived from pharmaceutically acceptable organic bases include salts of primary, secondary and tertiary amines, including substituted amines, cyclic amines, naturally-occurring amines and the like, such as arginine, betaine, caffeine, choline, *N,N'*-dibenzylethylenediamine,

diethylamine, 2-diethylaminoethanol, 2-dimethylaminoethanol, ethanolamine, ethylenediamine, *N*-ethylmorpholine, *N*-ethylpiperidine, glucamine, glucosamine, histidine, hydrabamine, isopropylamine, lysine, methylglucamine, morpholine, piperazine, piperadine, polyamine resins, procaine, purines, theobromine, triethylamine, trimethylamine, tripropylamine, tromethamine and the like. Salts derived from pharmaceutically acceptable inorganic acids include salts of boric, carbonic, hydrohalic (hydrobromic, hydrochloric, hydrofluoric or hydroiodic), nitric, phosphoric, sulfamic and sulfuric acids. Salts derived from pharmaceutically acceptable organic acids include salts of aliphatic hydroxyl acids (for example, citric, gluconic, glycolic, lactic, lactobionic, malic, and tartaric acids), aliphatic monocarboxylic acids (for example, acetic, butyric, formic, propionic and trifluoroacetic acids), amino acids (for example, aspartic and glutamic acids), aromatic carboxylic acids (for example, benzoic, *p*-chlorobenzoic, diphenylacetic, gentisic, hippuric, and triphenylacetic acids), aromatic hydroxyl acids (for example, *o*-hydroxybenzoic, *p*-hydroxybenzoic, 1-hydroxynaphthalene-2-carboxylic and 3-hydroxynaphthalene-2-carboxylic acids), ascorbic, dicarboxylic acids (for example, fumaric, maleic, oxalic and succinic acids), glucuronic, mandelic, mucic, nicotinic, orotic, pamoic, pantothenic, sulfonic acids (for example, benzenesulfonic, camphosulfonic, edisylic, ethanesulfonic, isethionic, methanesulfonic, naphthalenesulfonic, naphthalene-1,5-disulfonic, naphthalene-2,6-disulfonic and *p*-toluenesulfonic acids), xinafoic acid, and the like.

As used herein, the term "prodrug" is generally intended to mean an inactive precursor of a drug that is converted into its active form in the body under physiological conditions, for example, by normal metabolic processes. Such compounds may not possess pharmacological activity at NEP, but may be administered orally or parenterally and thereafter metabolized in the body to form compounds that are pharmacologically active at NEP. Exemplary prodrugs include esters such as C₁₋₆alkylesters and aryl-C₁₋₆alkylesters. In one embodiment, the active compound has a free carboxyl and the prodrug is an ester derivative thereof, i.e., the prodrug is an ester such as -C(O)OCH₂CH₃. Such ester prodrugs are then converted by solvolysis or under physiological conditions to be the free carboxyl compound. The term "prodrug" is also intended to include a less active precursor of a drug that is converted into a more active form in the body. For example, certain prodrugs may possess pharmacological activity at NEP, but not necessarily at the desired level; such compounds are converted in the body into a form

having the desired level of activity. The term is also intended to include certain protected derivatives of compounds of formula I that may be made prior to a final deprotection stage. Thus, all protected derivatives and prodrugs of compounds formula I are included within the scope of the invention.

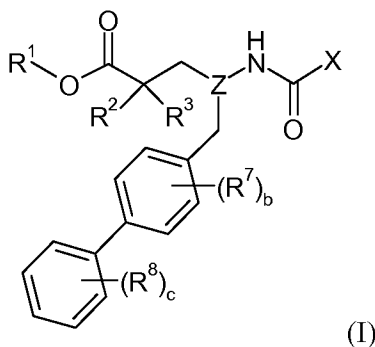
5 The term "therapeutically effective amount" means an amount sufficient to effect treatment when administered to a patient in need thereof, that is, the amount of drug needed to obtain the desired therapeutic effect. For example, a therapeutically effective amount for treating hypertension is an amount of compound needed to, for example, reduce, suppress, eliminate, or prevent the symptoms of hypertension, or to treat the
10 underlying cause of hypertension. In one embodiment, a therapeutically effective amount is that amount of drug needed to reduce blood pressure or the amount of drug needed to maintain normal blood pressure. On the other hand, the term "effective amount" means an amount sufficient to obtain a desired result, which may not necessarily be a therapeutic result. For example, when studying a system comprising a NEP enzyme, an "effective
15 amount" may be the amount needed to inhibit the enzyme.

 The term "treating" or "treatment" as used herein means the treating or treatment of a disease or medical condition (such as hypertension) in a patient, such as a mammal (particularly a human) that includes one or more of the following: (a) preventing the disease or medical condition from occurring, i.e., preventing the reoccurrence of the
20 disease or medical condition or prophylactic treatment of a patient that is pre-disposed to the disease or medical condition; (b) ameliorating the disease or medical condition, i.e., eliminating or causing regression of the disease or medical condition in a patient; (c) suppressing the disease or medical condition, i.e., slowing or arresting the development of the disease or medical condition in a patient; or (d) alleviating the symptoms of the disease
25 or medical condition in a patient. For example, the term "treating hypertension" would include preventing hypertension from occurring, ameliorating hypertension, suppressing hypertension, and alleviating the symptoms of hypertension (for example, lowering blood pressure). The term "patient" is intended to include those mammals, such as humans, that are in need of treatment or disease prevention or that are presently being treated for disease
30 prevention or treatment of a specific disease or medical condition, as well as test subjects in which compounds of the invention are being evaluated or being used in an assay, for example an animal model.

 All other terms used herein are intended to have their ordinary meaning as

understood by those of ordinary skill in the art to which they pertain.

In one aspect, the invention relates to compounds of formula I:



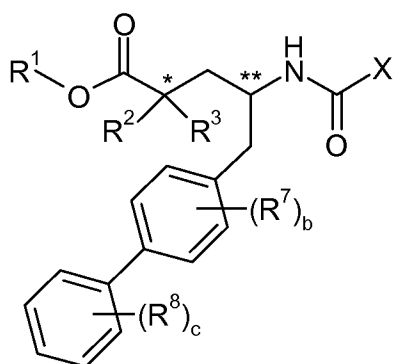
or a pharmaceutically acceptable salt thereof.

- 5 As used herein, the term "compound of the invention" includes all compounds encompassed by formula I such as the species embodied in formulas Ia and Ib, as well as the compounds encompassed by formulas II, III, IV, and species thereof. In addition, the compounds of the invention may also contain several basic or acidic groups (for example, amino or carboxyl groups) and therefore, such compounds can exist as a free base, free
- 10 acid, or in various salt forms. All such salt forms are included within the scope of the invention. Furthermore, the compounds of the invention may also exist as prodrugs. Accordingly, those skilled in the art will recognize that reference to a compound herein, for example, reference to a "compound of the invention" or a "compound of formula I" includes a compound of formula I as well as pharmaceutically acceptable salts and
- 15 prodrugs of that compound unless otherwise indicated. Further, the term "or a pharmaceutically acceptable salt and/or prodrug thereof" is intended to include all permutations of salts and prodrugs, such as a pharmaceutically acceptable salt of a prodrug. Furthermore, solvates of compounds of formula I are included within the scope of this invention.
- 20 The compounds of formula I may contain one or more chiral centers and therefore, these compounds may be prepared and used in various stereoisomeric forms. Accordingly, the invention also relates to racemic mixtures, pure stereoisomers (e.g., enantiomers and diastereoisomers), stereoisomer-enriched mixtures, and the like unless otherwise indicated. When a chemical structure is depicted herein without any stereochemistry, it is understood
- 25 that all possible stereoisomers are encompassed by such structure. Thus, for example, the terms "compound of formula I," "compounds of formula II," and so forth, are intended to include all possible stereoisomers of the compound. Similarly, when a particular

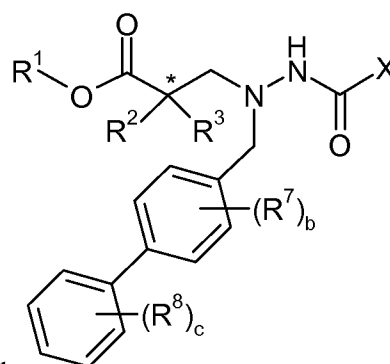
stereoisomer is shown or named herein, it will be understood by those skilled in the art that minor amounts of other stereoisomers may be present in the compositions of the invention unless otherwise indicated, provided that the utility of the composition as a whole is not eliminated by the presence of such other isomers. Individual stereoisomers may be obtained by numerous methods that are well known in the art, including chiral chromatography using a suitable chiral stationary phase or support, or by chemically converting them into diastereoisomers, separating the diastereoisomers by conventional means such as chromatography or recrystallization, then regenerating the original stereoisomer.

10 Additionally, where applicable, all *cis-trans* or *E/Z* isomers (geometric isomers), tautomeric forms and topoisomeric forms of the compounds of the invention are included within the scope of the invention unless otherwise specified.

More specifically, compounds of formula I can contain at least two chiral centers when the "Z" moiety is -CH-, and can contain at least one chiral center when the "Z" moiety is -N-. These chiral centers are indicated by the symbols * and ** in the following formulas Ia and Ib:



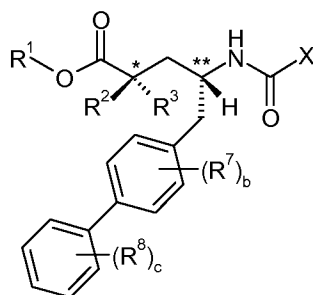
(Ia) and



(Ib).

Note however, that when R^2 is taken together with R^3 to form $-CH_2-O-CH_2-$ or $-CH_2-CH_2-$, or when R^2 and R^3 are both $-CH_3$, there is no * chiral center.

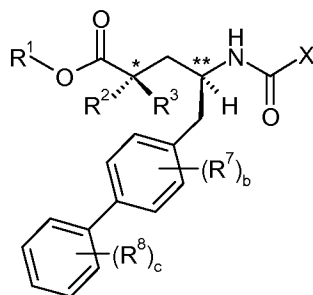
20 In one stereoisomer of the compound of formula Ia, both carbon atoms identified by the * and ** symbols have the (*R*) configuration. This embodiment of the invention is shown in formula Ia-1:



(Ia-1)

In this embodiment, compounds have the (*R,R*) configuration at the * and ** carbon atoms or are enriched in a stereoisomeric form having the (*R,R*) configuration at these carbon atoms. In another stereoisomer of the compound of formula Ia, both carbon atoms

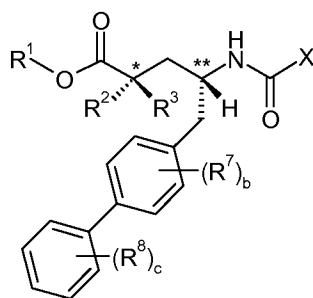
5 identified by the * and ** symbols have the (*S*) configuration. This embodiment of the invention is shown in formula Ia-2:



(Ia-2)

In this embodiment, compounds have the (*S,S*) configuration at the * and ** carbon atoms or are enriched in a stereoisomeric form having the (*S,S*) configuration at these carbon atoms. In yet another stereoisomer of the compound of formula Ia, the carbon atom

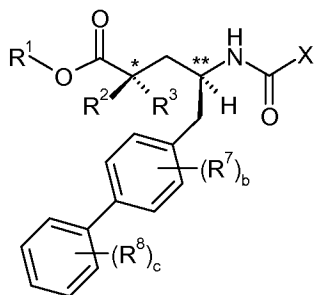
10 identified by the symbol * has the (*S*) configuration and the carbon atom identified by the symbol ** has the (*R*) configuration. This embodiment of the invention is shown in formula Ia-3:



(Ia-3)

15 In this embodiment, compounds have the (*S,R*) configuration at the * and ** carbon atoms or are enriched in a stereoisomeric form having the (*S,R*) configuration at these carbon atoms. In still another stereoisomer of the compound of formula Ia, the carbon atom

identified by the symbol * has the (*R*) configuration and the carbon atom identified by the symbol ** has the (*S*) configuration. This embodiment of the invention is shown in formula Ia-4:

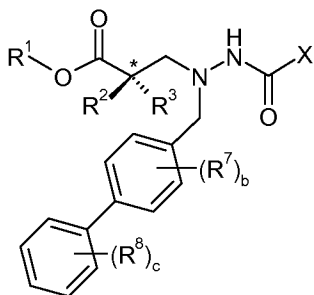


(Ia-4)

- 5 In this embodiment, compounds have the (*R,S*) configuration at the * and ** carbon atoms or are enriched in a stereoisomeric form having the (*R,S*) configuration at these carbon atoms.

In one stereoisomer of the compound of formula Ib, the carbon atom identified by the * symbol has the (*R*) configuration. This embodiment of the invention is shown in

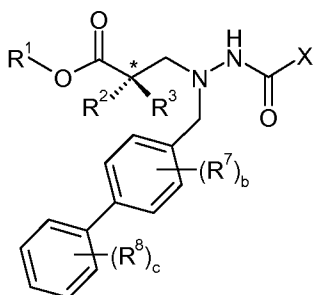
- 10 formula Ib-1:



(Ib-1)

In this embodiment, compounds have the (*R*) configuration at the * carbon atom or are enriched in a stereoisomeric form having the (*R*) configuration at this carbon atom. In another stereoisomer of the compound of formula Ib, the carbon atom identified by the *

- 15 symbol has the (*S*) configuration. This embodiment of the invention is shown in formula Ib-2:



(Ib-2)

In this embodiment, compounds have the (*S*) configuration at the * carbon atom or are enriched in a stereoisomeric form having the (*S*) configuration at this carbon atom.

In some embodiments, in order to optimize the therapeutic activity of the compounds of the invention, e.g., to treat hypertension, it may be desirable that the carbon atoms identified by the * and ** symbols have a particular configuration or are enriched in a stereoisomeric form having such configuration. Thus, in certain aspects, this invention relates to each individual enantiomer or to an enantiomer-enriched mixture of enantiomers comprising predominately one enantiomer or the other enantiomer. In other embodiments, the compounds of the invention are present as racemic mixtures of enantiomers.

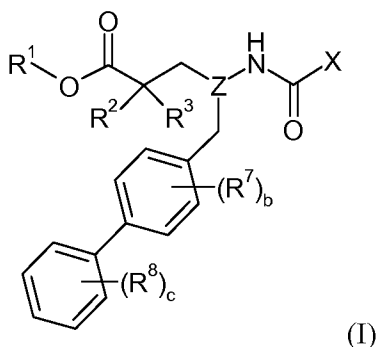
The compounds of the invention, as well as those compounds used in their synthesis, may also include isotopically-labeled compounds, that is, where one or more atoms have been enriched with atoms having an atomic mass different from the atomic mass predominately found in nature. Examples of isotopes that may be incorporated into the compounds of formula I, for example, include, but are not limited to, ^2H , ^3H , ^{13}C , ^{14}C , ^{15}N , ^{18}O , ^{17}O , ^{35}S , ^{36}Cl , and ^{18}F . Of particular interest are compounds of formula I enriched in tritium or carbon-14 which can be used, for example, in tissue distribution studies; compounds of formula I enriched in deuterium especially at a site of metabolism resulting, for example, in compounds having greater metabolic stability; and compounds of formula I enriched in a positron emitting isotope, such as ^{11}C , ^{18}F , ^{15}O and ^{13}N , which can be used, for example, in Positron Emission Topography (PET) studies.

The nomenclature used herein to name the compounds of the invention is illustrated in the Examples herein. This nomenclature has been derived using the commercially available AutoNom software (MDL, San Leandro, California).

REPRESENTATIVE EMBODIMENTS

The following substituents and values are intended to provide representative examples of various aspects and embodiments of the invention. These representative values are intended to further define and illustrate such aspects and embodiments and are not intended to exclude other embodiments or to limit the scope of the invention. In this regard, the representation that a particular value or substituent is preferred is not intended in any way to exclude other values or substituents from the invention unless specifically indicated.

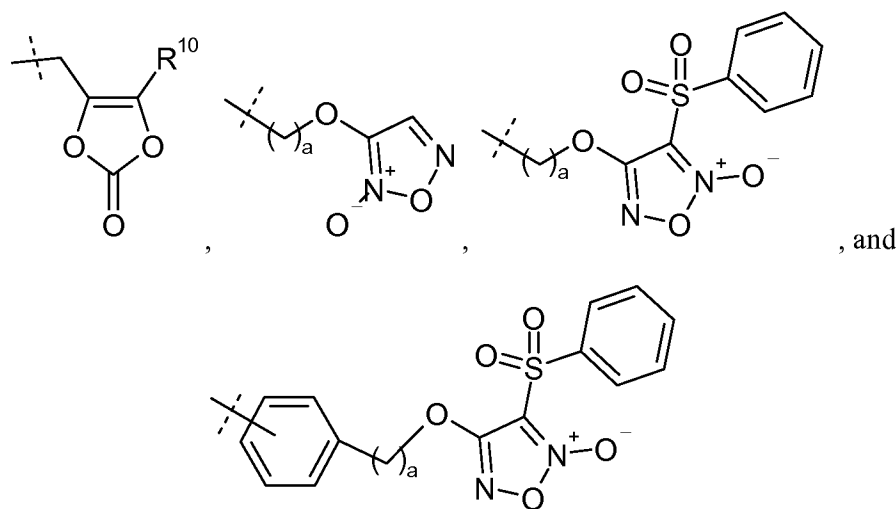
In one aspect, this invention relates to compounds of formula I:



(I)

The R¹ Group

The R¹ group is selected from -C₁₋₁₀alkyl substituted with 1 or 2 -ONO₂ groups, -CH₂O-R¹⁰, -C₁₋₆alkylene-O-CH₂-CH(ONO₂)-C₁₋₆alkyl, -phenylene-R¹⁰, -C₁₋₆alkylene-
 5 SO₂NH(OH),



The R¹⁰ moiety is -C₂₋₁₀alkyl substituted with 1 or 2 -ONO₂ groups, and the integer "a" is 2, 3, 4, or 5.

- 10 Examples of -C₁₋₁₀alkyl moieties substituted with 1 or 2 -ONO₂ groups include:
- C₁alkyl substituted with 1 -ONO₂ group such as -CH₂(ONO₂);
 - C₃alkyl substituted with 1 -ONO₂ group such as -(CH₂)₃(ONO₂) and -CH₂CH(ONO₂)CH₃;
 - C₃alkyl substituted with 2 -ONO₂ groups such as -CH₂CH(ONO₂)CH₂(ONO₂);
 - 15 -C₄alkyl substituted with 1 -ONO₂ group such as -(CH₂)₄(ONO₂);
 - C₅alkyl substituted with 1 -ONO₂ group such as -(CH₂)₅(ONO₂) and -(CH₂)₃CH(ONO₂)CH₃;
 - C₅alkyl substituted with 2 -ONO₂ groups such as -(CH₂)₃CH(ONO₂)CH₂(ONO₂) and -(CH₂)₂CH(ONO₂)CH(ONO₂)CH₃;

-C₆alkyl substituted with 2 -ONO₂ groups such as
 $-\text{CH}_2\text{CH}(\text{CH}_3)\text{CH}(\text{ONO}_2)\text{CH}(\text{ONO}_2)\text{CH}_3$; and
 -C₇alkyl substituted with 2 -ONO₂ groups such as
 $-\text{CH}_2\text{C}(\text{CH}_3)_2\text{CH}_2\text{CH}(\text{ONO}_2)\text{CH}_2(\text{ONO}_2)$.

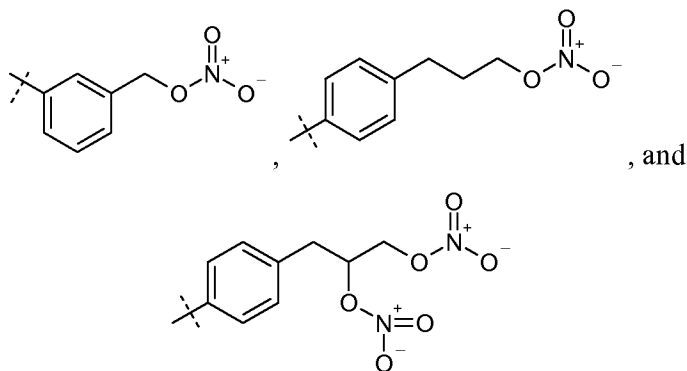
5 Examples of -CH₂O-R¹⁰ moieties include:

-CH₂O-C₁alkyl substituted with 1 -ONO₂ group such as -CH₂O-CH₂(ONO₂);
 -CH₂O-C₃alkyl substituted with 1 -ONO₂ group such as -CH₂O-(CH₂)₃(ONO₂)
 and -CH₂CH(ONO₂)CH₃;
 -CH₂O-C₃alkyl substituted with 2 -ONO₂ groups such as -CH₂O-
 10 CH₂CH(ONO₂)CH₂(ONO₂)
 -CH₂O-C₄alkyl substituted with 1 -ONO₂ group such as -CH₂O-(CH₂)₄(ONO₂);
 -CH₂O-C₅alkyl substituted with 1 -ONO₂ group such as -CH₂O-(CH₂)₅(ONO₂)
 and -CH₂O-(CH₂)₃CH(ONO₂)CH₃;
 -CH₂O-C₅alkyl substituted with 2 -ONO₂ groups such as -CH₂O-
 15 (CH₂)₃CH(ONO₂)CH₂(ONO₂) and -CH₂O-
 (CH₂)₂CH(ONO₂)CH(ONO₂)CH₃;
 -CH₂O-C₆alkyl substituted with 2 -ONO₂ groups such as -CH₂O-
 CH₂CH(CH₃)CH(ONO₂)CH(ONO₂)CH₃; and
 -CH₂O-C₇alkyl substituted with 2 -ONO₂ groups such as -CH₂O-
 20 CH₂C(CH₃)₂CH₂CH(ONO₂)CH₂(ONO₂).

Examples of -C₁₋₆alkylene-O-CH₂-CH(ONO₂)-C₁₋₆alkyl moieties include:

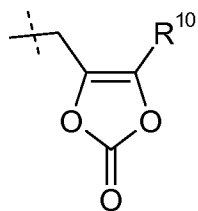
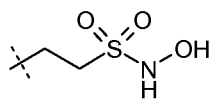
-CH₂O-CH₂-CH(ONO₂)-CH₃ and -CH₂O-CH₂-CH(ONO₂)-CH₂CH₃

Examples of -phenylene-R¹⁰ moieties include:

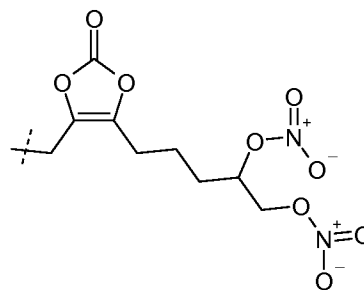
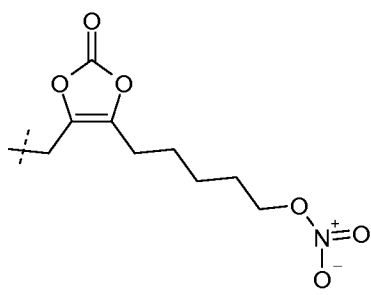


25

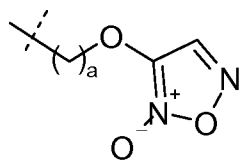
Examples of -C₁₋₆alkylene-SO₂NH(OH) moieties include:



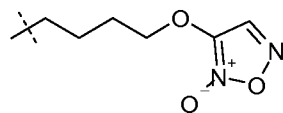
Examples of include:



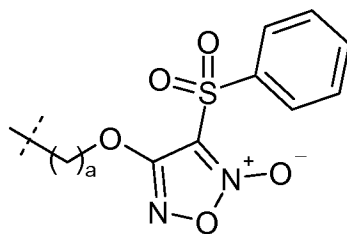
and



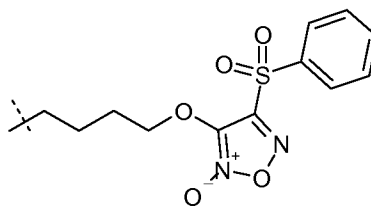
Examples of include:

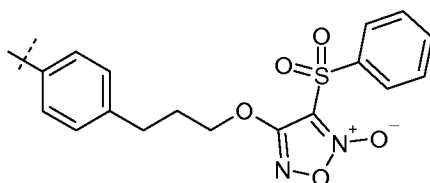
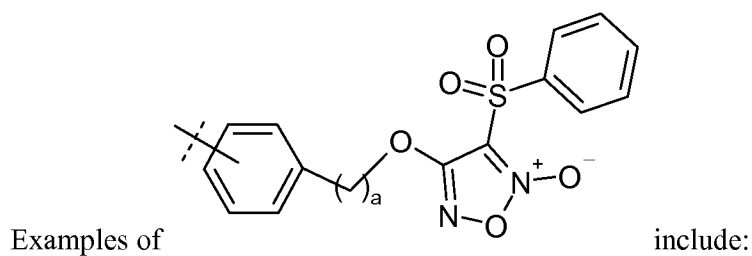


5

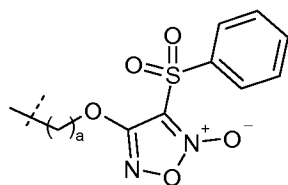


Examples of include:

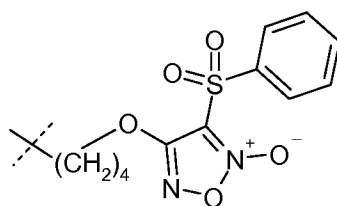




In one embodiment, R^1 is $-C_{1-10}$ alkyl substituted with 1 or 2 $-ONO_2$ groups or:



5 In another embodiment, R^1 is $-(CH_2)_4(ONO_2)$ or:

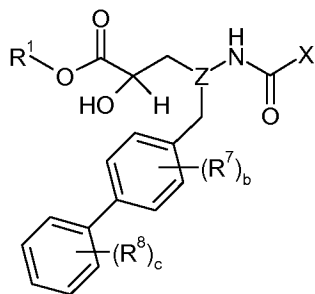


In other embodiments these compounds have formulas Ia-Ib, IIa-IIk, and IIIa-IIIb.

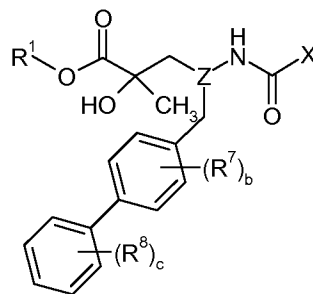
The R^2 and R^3 Groups

R^2 is selected from $-OH$, $-CH_2OH$, $-OP(O)(OH)_2$, and $-CH_2OP(O)(OH)_2$. R^3 is

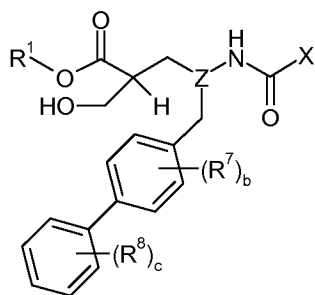
10 selected from H and $-CH_3$. These embodiments can be depicted as formulas IIa-IIh:



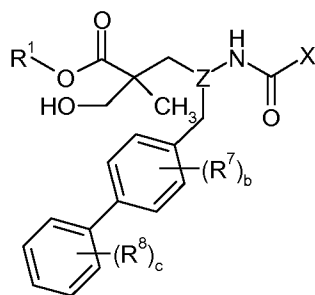
(IIa),



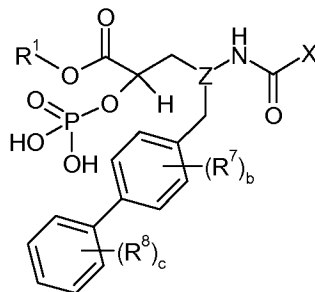
(IIb),



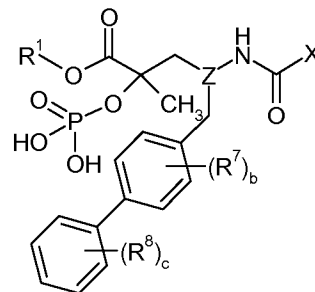
(IIc),



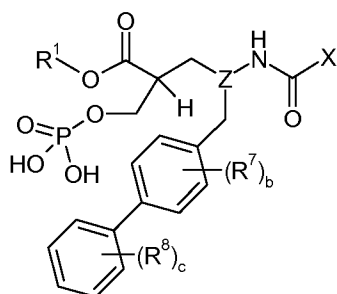
(IIId),



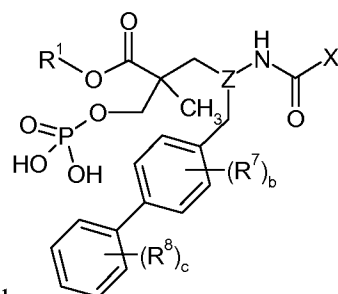
(IIe),



(IIIf),

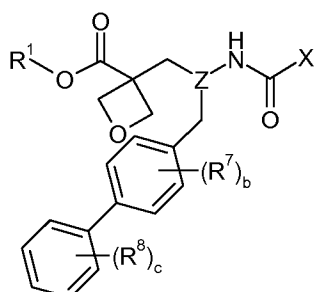


(IIg), and

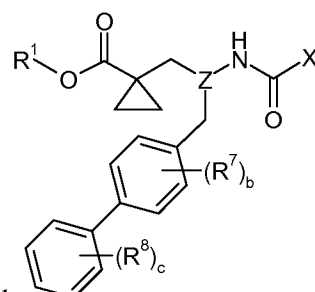


(IIh).

In another embodiment, R^2 is taken together with R^3 to form $-\text{CH}_2-\text{O}-\text{CH}_2-$ or $-\text{CH}_2-\text{CH}_2-$, which can be depicted as formulas IIi and IIj, respectively:

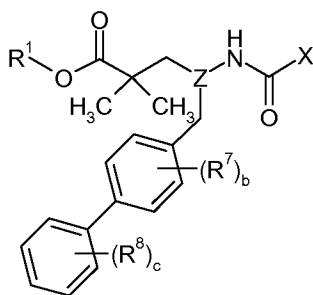


(IIi) and



(IIj)

In another embodiment, R^2 and R^3 are both $-\text{CH}_3$, which can be depicted as formula IIk:

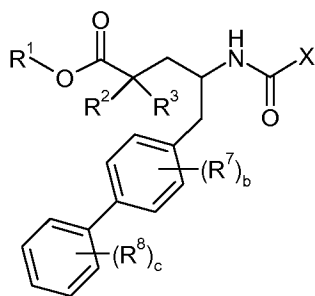


(IIk)

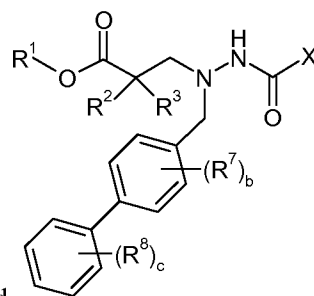
In one particular embodiment, R^2 is -OH and R^3 is H, or R^2 is -CH₂OH and R^3 is -CH₃; in yet another particular embodiment, R^2 is -OH and R^3 is H.

The Z Group

- 5 The Z group is selected from -CH- and -N-. These embodiments can be depicted as formulas IIIa and IIIb:



(IIIa) and



(IIIb)

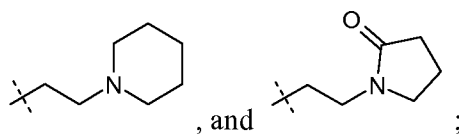
In one particular embodiment, Z is -CH-.

The X Group

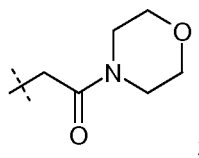
- 10 The X group is -COOR⁴ or a heterocycle substituted with R⁵ and R⁶. In one embodiment, X is -COOR⁴, and R⁴ is selected from:
- H;
- C₁₋₈alkyl,
- e.g., -CH₃, -CH₂CH₃, -(CH₂)₂CH₃, -CH(CH₃)₂, -CH₂CH(CH₃)₂, -(CH₂)₃CH₃, -(CH₂)₄CH₃,
- 15 -(CH₂)₂CH(CH₃)₂, -(CH₂)₅CH₃, and -(CH₂)₆CH₃;
- C₁₋₃alkylene-C₆₋₁₀aryl, e.g., benzyl;
- C₁₋₃alkylene-C₁₋₉heteroaryl, e.g., -CH₂-pyridinyl and -(CH₂)₂-pyridinyl;
- C₃₋₇cycloalkyl, e.g., cyclopentyl;
- [(CH₂)₂O]₁₋₃CH₃, e.g., -(CH₂)₂OCH₃ and -[(CH₂)₂O]₂CH₃;
- 20 -C₁₋₆alkylene-OC(O)R⁴⁰, e.g., -CH₂OC(O)CH₃, -CH₂OC(O)CH₂CH₃,
- CH₂OC(O)(CH₂)₂CH₃, -CH₂CH(CH₃)OC(O)CH₂CH₃, -CH₂OC(O)OCH₃,
- CH₂OC(O)OCH₂CH₃, -CH(CH₃)OC(O)OCH₂CH₃, -CH(CH₃)OC(O)O-CH(CH₃)₂,

-CH₂CH(CH₃)OC(O)-cyclopentyl, -CH₂OC(O)O-cyclopropyl, -CH(CH₃)-OC(O)-O-cyclohexyl, -CH₂OC(O)O-cyclopentyl, -CH₂CH(CH₃)OC(O)-phenyl, -CH₂OC(O)O-phenyl, -CH₂OC(O)-CH[CH(CH₃)₂]-NH₂, -CH₂OC(O)-CH[CH(CH₃)₂]-NHC(O)OCH₃, and -CH(CH₃)OC(O)-CH(NH₂)CH₂COOCH₃;

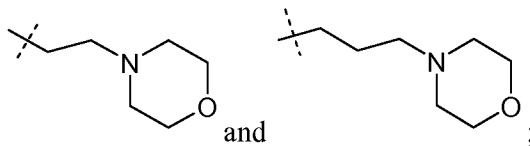
- 5 -C₁₋₆alkylene-NR⁴¹R⁴², e.g., -(CH₂)₂-N(CH₃)₂,



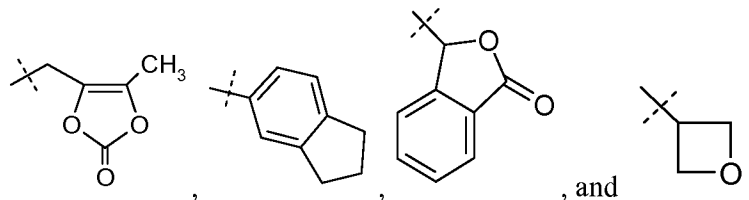
-C₁₋₆alkylene-C(O)R⁴³, e.g., -CH₂C(O)OCH₃, -CH₂C(O)O-benzyl, -CH₂C(O)-N(CH₃)₂, and



- 10 -C₀₋₆alkylenemorpholine, e.g., -(CH₂)₂-morpholine and -(CH₂)₃-morpholine:



-C₁₋₆alkylene-SO₂-C₁₋₆alkyl, e.g., -(CH₂)₂SO₂CH₃;

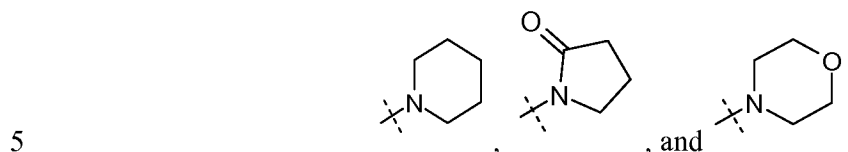


The R⁴⁰ group is selected from:

- 15 -C₁₋₆alkyl, e.g., -CH₃ and -CH₂CH₃;
 -O-C₁₋₆alkyl, e.g., -OCH₃, -O-CH₂CH₃, and -O-CH(CH₃)₂;
 -C₃₋₇cycloalkyl, e.g., cyclopentyl;
 -O-C₃₋₇cycloalkyl, e.g., -O-cyclopropyl, -O-cyclohexyl, and -O-cyclopentyl;
 phenyl;
 20 -O-phenyl;
 -NR⁴¹R⁴²;
 -CH[CH(CH₃)₂]-NH₂;
 -CH[CH(CH₃)₂]-NHC(O)O-C₁₋₆alkyl, e.g., -CH[CH(CH₃)₂]-NHC(O)OCH₃; and



The R^{41} and R^{42} groups are independently selected from H, $-\text{C}_{1-6}$ alkyl (e.g., CH_3), and benzyl. Alternately, the R^{41} and R^{42} groups can be taken together as $-(\text{CH}_2)_{3-6}-$, $-\text{C}(\text{O})-(\text{CH}_2)_{3-}$, or $-(\text{CH}_2)_2\text{O}(\text{CH}_2)_2-$, for example to form a group such as:



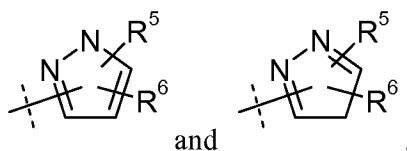
The R^{43} group is selected from $-\text{O}-\text{C}_{1-6}$ alkyl, $-\text{O}$ -benzyl, and $-\text{NR}^{41}\text{R}^{42}$.

In addition, each alkyl group in R^4 is optionally substituted with 1 to 8 fluoro atoms. For example, when R^4 is $-\text{C}_{1-8}$ alkyl, R^4 can also be a group such as $-\text{CH}(\text{CH}_3)\text{CF}_3$, $-\text{CH}_2\text{CF}_2\text{CF}_3$, $-\text{CH}(\text{CF}_3)_2$, $-(\text{CH}_2)_2\text{CF}_3$, $-\text{CH}(\text{CH}_2\text{F})_2$, $-\text{C}(\text{CF}_3)_2\text{CH}_3$, and $-\text{CH}(\text{CH}_3)\text{CF}_2\text{CF}_3$.

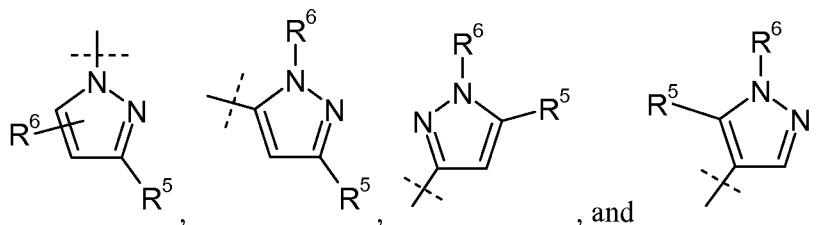
10 In another embodiment, X is a $-\text{C}_{1-9}$ heteroaryl group substituted with R^5 and R^6 , and the point of attachment is at any available carbon or nitrogen ring atom. Note that in some embodiments, R^5 and/or R^6 may be absent. When present, R^5 is on any available carbon atom. When present, R^6 is on any available carbon atom or nitrogen atom.

Exemplary $-\text{C}_{1-9}$ heteroaryl rings include, by way of illustration and not limitation:

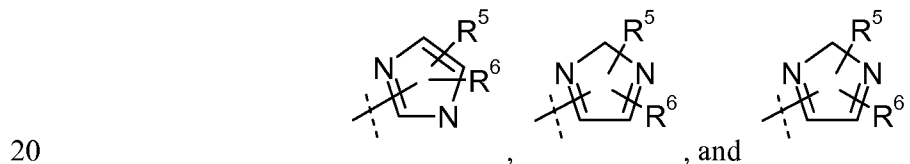
15 pyrazole rings such as:



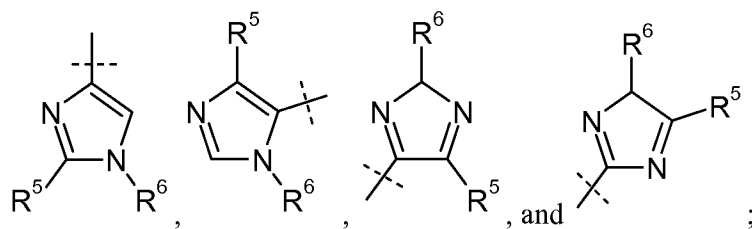
specific examples of which include:



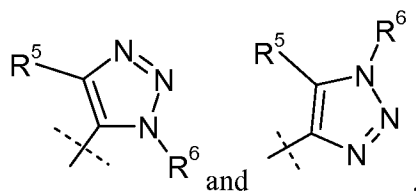
imidazole rings such as:



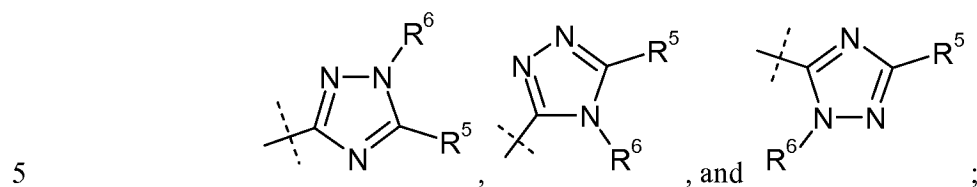
specific examples of which include:



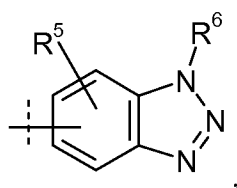
triazole rings, including 1,2,3-triazoles such as:



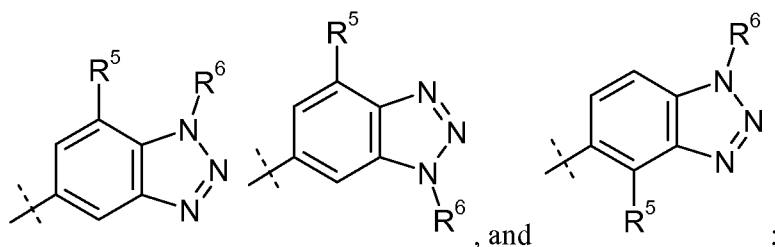
as well as 1,2,4-triazoles such as:



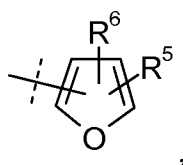
benzotriazole rings such as:



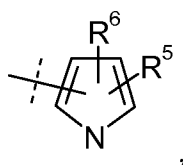
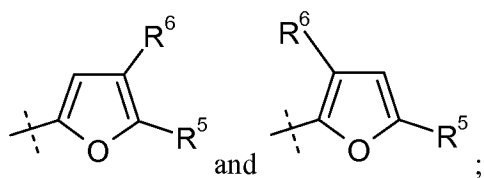
specific examples of which include:



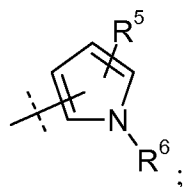
10 furan rings:



specific examples of which include:

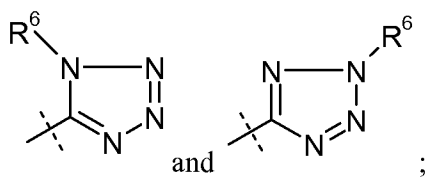


specific examples of which include:

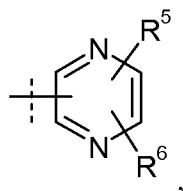


5

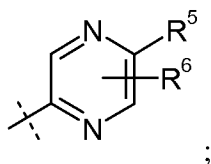
tetrazole rings such as:



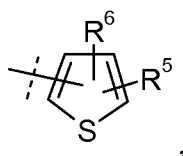
pyrazine rings:



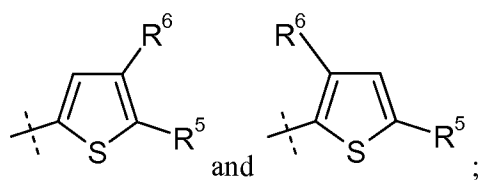
10 a specific example of which includes:



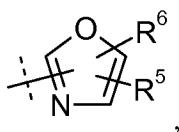
thiophene rings:



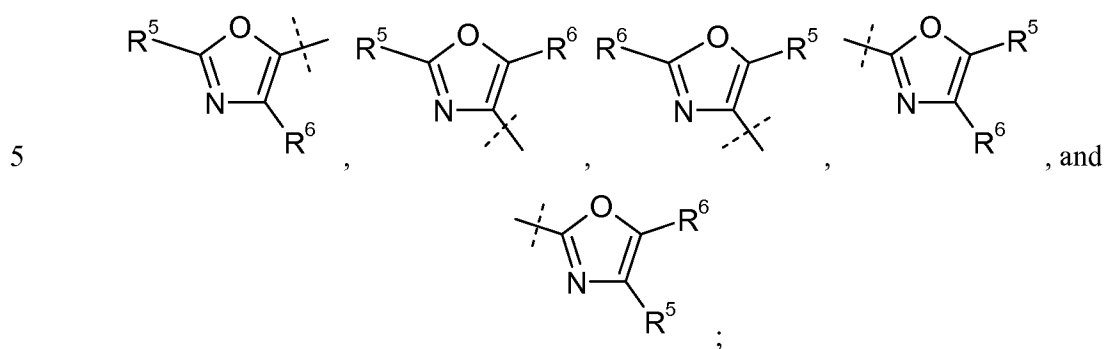
specific examples of which include:



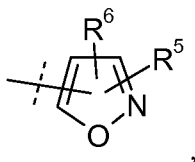
oxazole rings:



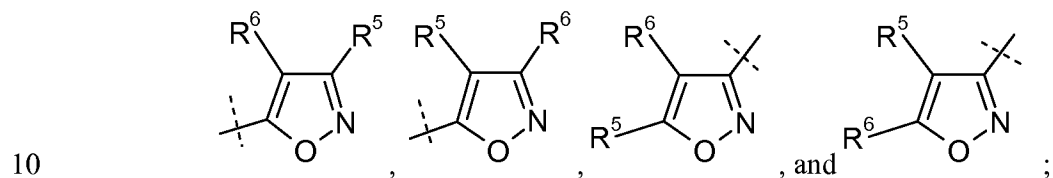
specific examples of which include:



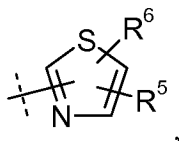
isoxazole rings:



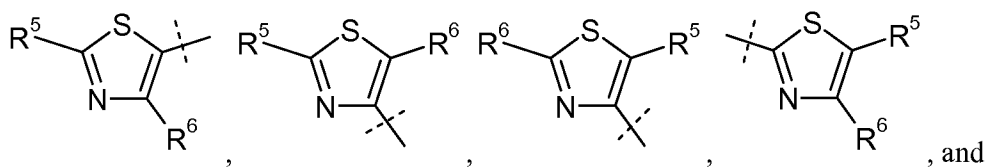
specific examples of which include:

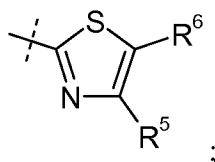


thiazole rings:

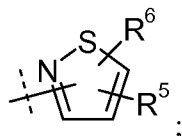


specific examples of which include:

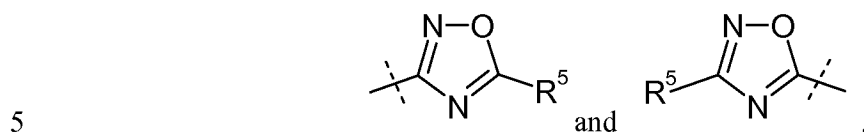




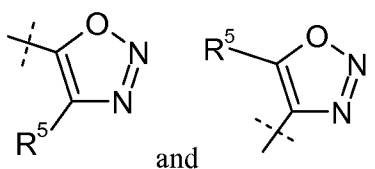
isothiazole rings:



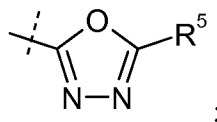
oxadiazole rings, including [1,2,4]oxadiazoles such as:



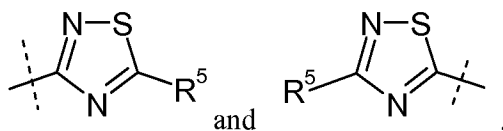
as well as [1,2,3]oxadiazoles such as:



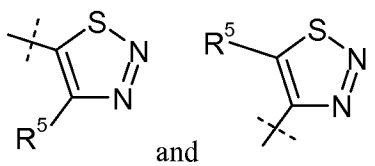
and [1,3,4]oxadiazoles:



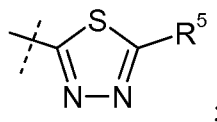
10 thiadiazole rings, including [1,2,4]thiadiazoles such as:



as well as [1,2,3]thiadiazoles such as:

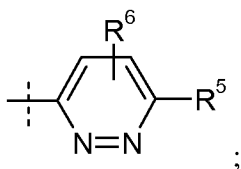


and [1,3,4]thiadiazoles:

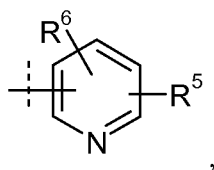


15

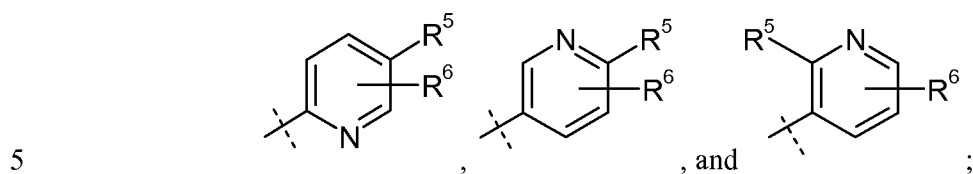
pyridazine rings:



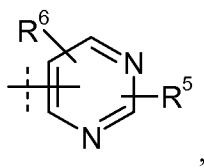
pyridine rings:



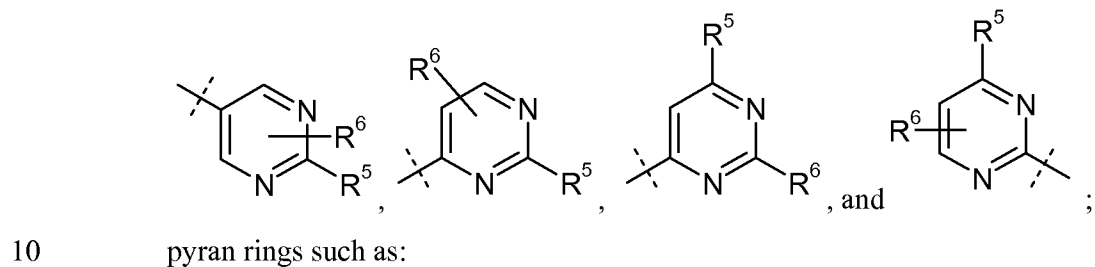
specific examples of which include:



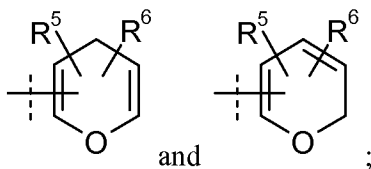
pyrimidine rings:



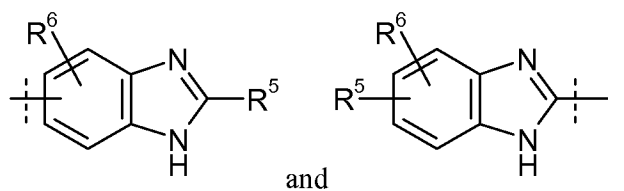
specific examples of which include:



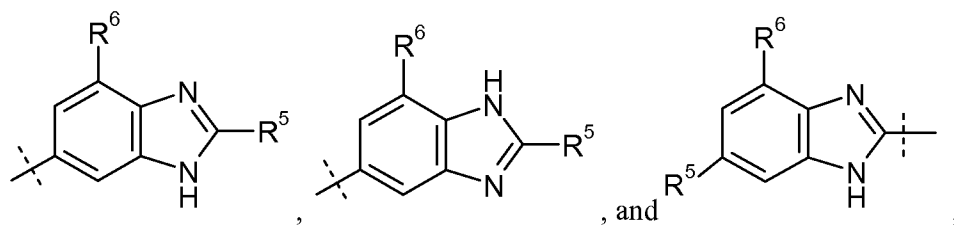
pyran rings such as:



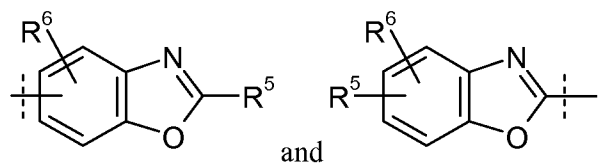
benzimidazole rings such as:



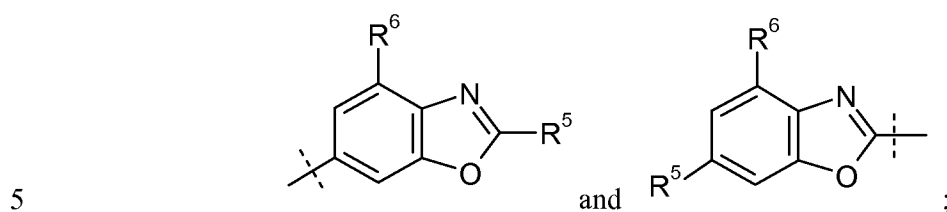
specific examples of which include:



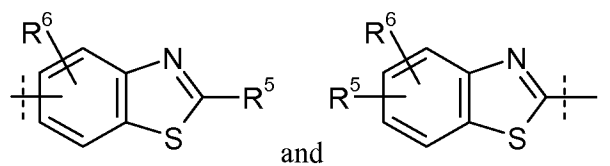
benzoxazole rings such as:



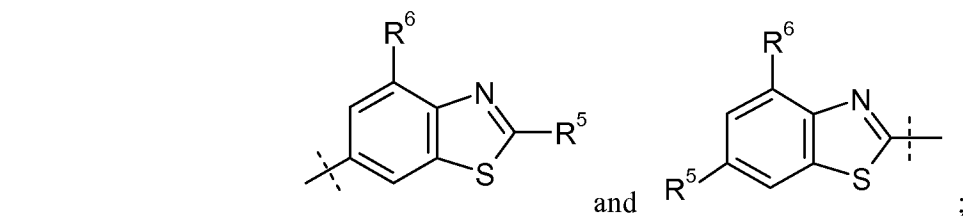
specific examples of which include:



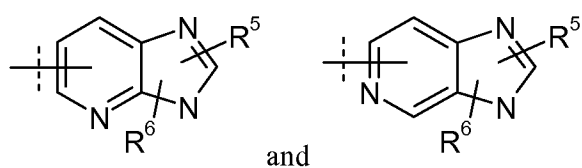
benzothiazole rings such as:



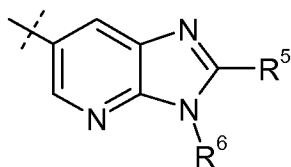
specific examples of which include:



pyridylimidazole rings such as :

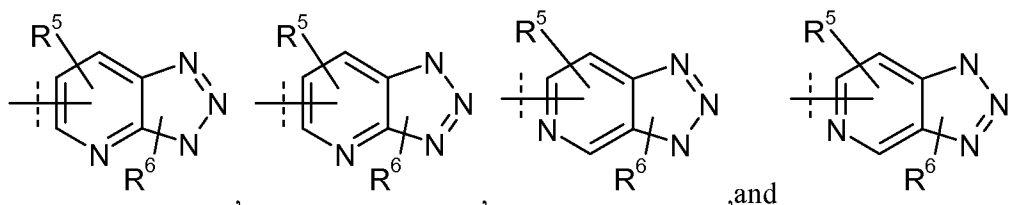


a specific example of which includes:

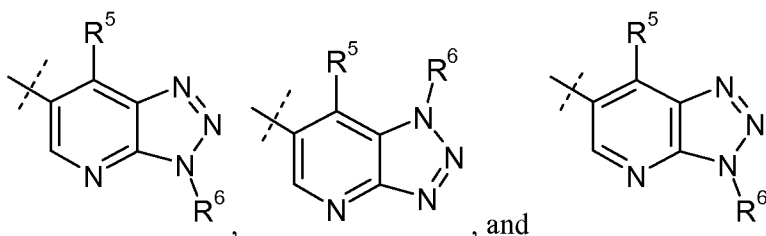


; and

pyridyltriazole rings such as:



specific examples of which include:



5

In one particular embodiment, X is selected from pyrazole, imidazole, triazole, benzotriazole, furan, pyrrole, tetrazole, pyrazine, thiophene, oxazole, isoxazole, thiazole, isothiazole, oxadiazole, thiadiazole, pyridazine, pyridine, pyrimidine, pyran, benzimidazole, benzoxazole, benzothiazole, pyridylimidazole, and pyridyltriazole. In

10 other embodiments these compounds have formulas III-VI.

It is understood that some -C₁₋₉heteroaryl rings can exist in a tautomeric form, and that such tautomeric forms are part of the invention and are encompassed by the term "heteroaryl." Therefore, if a compound is depicted with a -C₁₋₉heteroaryl ring, it is understood that the compound can also exist in a tautomeric form and vice versa, and that

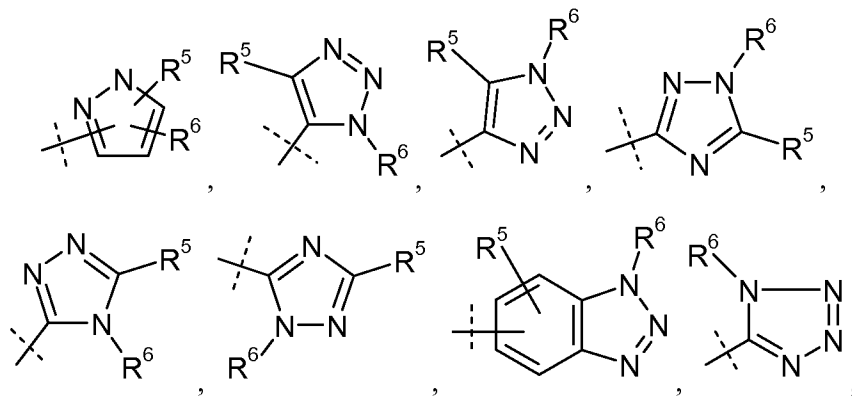
15 both forms are covered by the invention.

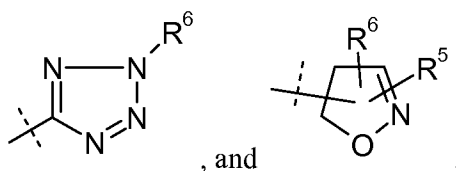
| -C ₁₋₉ heteroaryl ring | exemplary ring | exemplary tautomer(s) |
|-----------------------------------|----------------|-----------------------|
| pyrazole | | |
| imidazole | | |

| -C ₁₋₉ heteroaryl ring | exemplary ring | exemplary tautomer(s) |
|-----------------------------------|----------------|-----------------------|
| triazole | | |
| oxazole | | |
| thiazole | | |
| isothiazole | | |
| oxadiazole | | |
| thiadiazole | | |
| pyridazine | | |

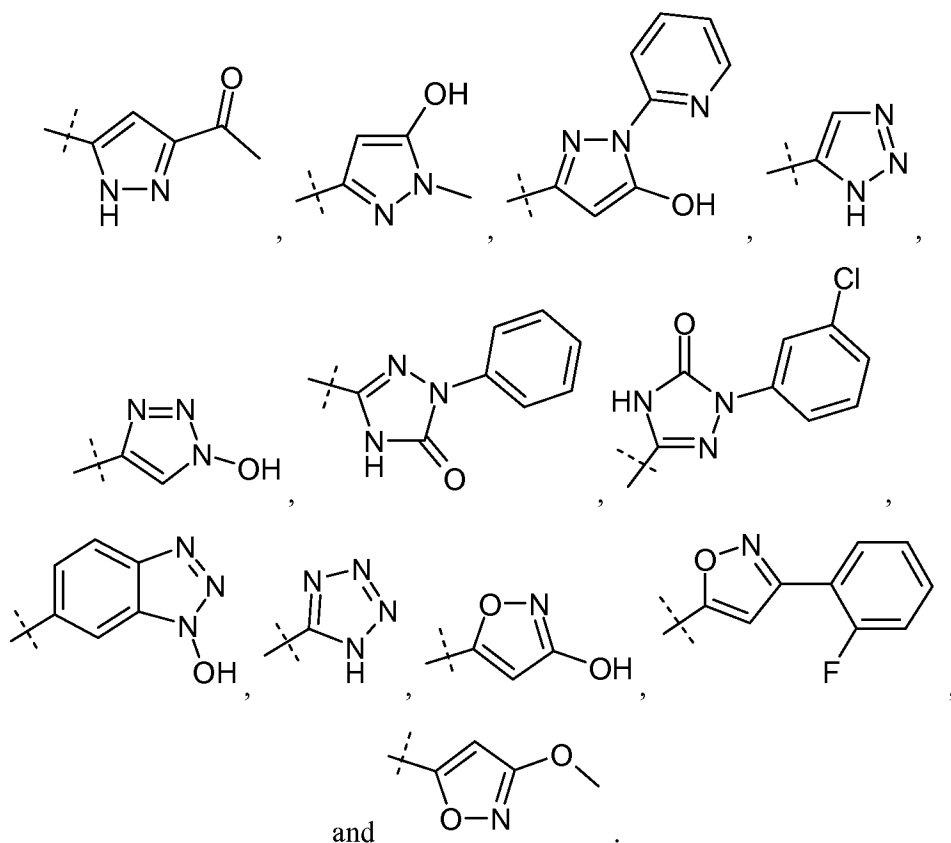
In one embodiment, X is selected from pyrazole, imidazole, triazole, benzotriazole, tetrazole, oxazole, isoxazole, thiazole, pyridazine, pyrimidine, benzimidazole, and pyridyltriazole; and in one specific embodiment, X is selected from triazole and isoxazole.

- 5 In other embodiments these compounds have formulas Ia-Ib, IIa-IIk, and IIIa-IIIb. In another particular embodiment, X is selected from -COOR⁴,





In yet another embodiment, X is selected from -COOH,



5

The R⁵ group can be absent. When present, R⁵ is attached to a carbon atom in the "X" group, and is selected from:

- H;
- halo, e.g., chloro and fluoro;
- C₀₋₅alkylene-OH, e.g., -OH, -CH₂OH, -CH(OH)CH₃, and -C(CH₃)₂-OH;
- NH₂;
- C₁₋₆alkyl, e.g., -CH₃, -(CH₂)₂CH₃, -CH(CH₃)₂, and -(CH₂)₃-CH₃;
- CF₃;
- C₃₋₇cycloalkyl, e.g., cyclopropyl and cyclohexyl;
- C₀₋₂alkylene-O-C₁₋₆alkyl, e.g., -OCH₃, -OCH₂CH₃, -CH₂-OCH₃, and -(CH₂)₂-OCH₃;
- C(O)H;

- C(O)-C₁₋₆alkyl, e.g., -C(O)CH₃;
 -C₀₋₁alkylene-COOR⁵⁰, e.g., -COOH, -CH₂-COOH, -C(O)O-CH₂CH₃, -C(O)O-(CH₂)₂OCH₃, -C(O)O-CH₂OC(O)CH₃, -CH₂-C(O)O-CH₂OC(O)CH₃, -C(O)O-CH₂OC(O)O-CH₃, -CH₂-C(O)O-CH₂OC(O)O-CH₃, -C(O)O-CH(CH₃)OC(O)O-CH₂CH₃,
 5 -C(O)O-CH(CH₃)OC(O)O-CH(CH₃)₂, -C(O)O-CH₂CH(CH₃)OC(O)-cyclopentyl, -C(O)O-CH₂OC(O)O-cyclopropyl, -C(O)O-CH(CH₃)-OC(O)-O-cyclohexyl, -C(O)O-CH₂OC(O)O-cyclopentyl, -C(O)O-CH₂CH(CH₃)OC(O)-phenyl, -C(O)O-CH₂OC(O)O-phenyl, -C(O)O-CH₂-pyridine, -C(O)O-CH₂-pyrrolidine, -C(O)O-(CH₂)₂-morpholinyl, -C(O)O-(CH₂)₃-morpholinyl, and -C(O)O-(CH₂)₂-SO₂-CH₃;
 10 -C(O)NR⁵¹R⁵², e.g., -C(O)NH₂, -C(O)NHCH₃, -C(O)N(CH₃)₂, -C(O)NH-(CH₂)₂CH₃, -C(O)NH-CH₂COOH, -C(O)NH-(CH₂)₂-OH, -C(O)NH-(CH₂)₂-N(CH₃)₂, -C(O)NH-cyclopropyl, -C(O)NH-(CH₂)₂-imidazolyl, -C(O)N(CH₃)-CH₂CH(CH₃)₂, and -C(O)N(CH₃)[(CH₂)₂OCH₃];
 -NHC(O)R⁵³, e.g., -NHC(O)-CH₂CH₃, -NHC(O)-(CH₂)₃CH₃, -NHC(O)O-CH₂CH₃,
 15 -NHC(O)-CH₂-OCH₃, -NHC(O)-2-methoxyphenyl, -NHC(O)-2-chlorophenyl, and -NHC(O)-2-pyridine;
 =O;
 -NO₂;
 -C(CH₃)=N(OH);
 20 phenyl optionally substituted with one or two groups independently selected from halo, -OH, -CF₃, -OCH₃, -NHC(O)CH₃, and phenyl (e.g., phenyl, 2-chlorophenyl, 2-fluorophenyl, 2-hydroxyphenyl, 2-trifluoromethylphenyl, 2-methoxyphenyl, 3-chlorophenyl, 3-fluorophenyl, 3-methoxyphenyl, 3-NHC(O)CH₃-phenyl, 4-chlorophenyl, 4-fluorophenyl, 4-methoxyphenyl, 4-biphenyl, 2,5-dichlorophenyl, 2,5-dimethoxyphenyl,
 25 2,4-dichlorophenyl, 2-methoxy, 5-fluorophenyl, and 3,4-dichlorophenyl);
 naphthalenyl;
 pyridinyl;
 pyrazinyl;
 pyrazolyl optionally substituted with methyl;
 30 thiophenyl optionally substituted with methyl or halo (e.g., chloro);
 furanyl; and
 -CH₂-morpholinyl.

The R⁵⁰ group is selected from the following, where the R⁴⁰, R⁴¹, R⁴², and R⁴³

groups are as defined herein:

H;

-C₁₋₈alkyl,

e.g., -CH₃, -CH₂CH₃, -(CH₂)₂CH₃, -CH(CH₃)₂, -CH₂CH(CH₃)₂, -(CH₂)₃CH₃, -(CH₂)₄CH₃,

5 -(CH₂)₂CH(CH₃)₂, -(CH₂)₅CH₃, and -(CH₂)₆CH₃;

-C₁₋₃alkylene-C₆₋₁₀aryl, e.g., benzyl;

-C₁₋₃alkylene-C₁₋₉heteroaryl, e.g., -CH₂-pyridinyl and -(CH₂)₂-pyridinyl;

-C₃₋₇cycloalkyl, e.g., cyclopentyl;

-[(CH₂)₂O]₁₋₃CH₃, e.g., -(CH₂)₂OCH₃ and -[(CH₂)₂O]₂CH₃;

10 -C₁₋₆alkylene-OC(O)R⁴⁰, e.g., -CH₂OC(O)CH₃, -CH₂OC(O)CH₂CH₃,

-CH₂OC(O)(CH₂)₂CH₃, -CH₂CH(CH₃)OC(O)CH₂CH₃, -CH₂OC(O)OCH₃,

-CH₂OC(O)OCH₂CH₃, -CH(CH₃)OC(O)OCH₂CH₃, -CH(CH₃)OC(O)O-CH(CH₃)₂,

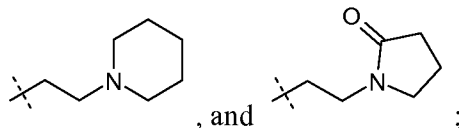
-CH₂CH(CH₃)OC(O)-cyclopentyl, -CH₂OC(O)O-cyclopropyl, -CH(CH₃)-OC(O)-O-

cyclohexyl, -CH₂OC(O)O-cyclopentyl, -CH₂CH(CH₃)OC(O)-phenyl, -CH₂OC(O)O-

15 phenyl, -CH₂OC(O)-CH[CH(CH₃)₂]-NH₂, -CH₂OC(O)-CH[CH(CH₃)₂]-NHC(O)OCH₃,

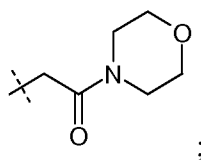
and -CH(CH₃)OC(O)-CH(NH₂)CH₂COOCH₃;

-C₁₋₆alkylene-NR⁴¹R⁴², e.g., -(CH₂)₂-N(CH₃)₂,

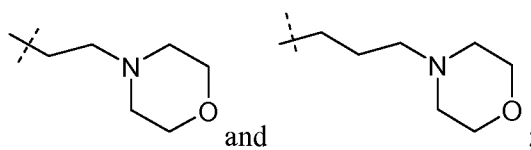


-C₁₋₆alkylene-C(O)R⁴³, e.g., -CH₂C(O)OCH₃, -CH₂C(O)O-benzyl, -CH₂C(O)-

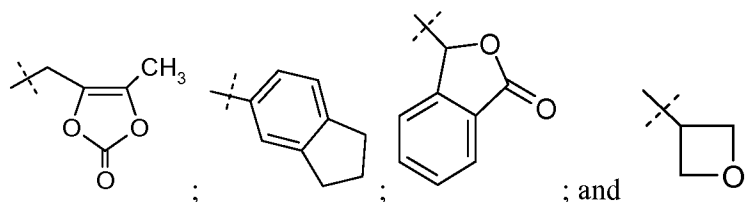
20 N(CH₃)₂, and



-C₀₋₆alkylenemorpholine, e.g., -(CH₂)₂-morpholine and -(CH₂)₃-morpholine:



-C₁₋₆alkylene-SO₂-C₁₋₆alkyl, e.g., -(CH₂)₂SO₂CH₃;



The R^{51} and R^{52} groups are independently selected from:

H;

-C₁₋₆alkyl, e.g., -CH₃ and -(CH₂)₂CH₃;

5 -CH₂COOH;

-(CH₂)₂OH;

-(CH₂)₂OCH₃;

-(CH₂)₂SO₂NH₂;

-(CH₂)₂N(CH₃)₂;

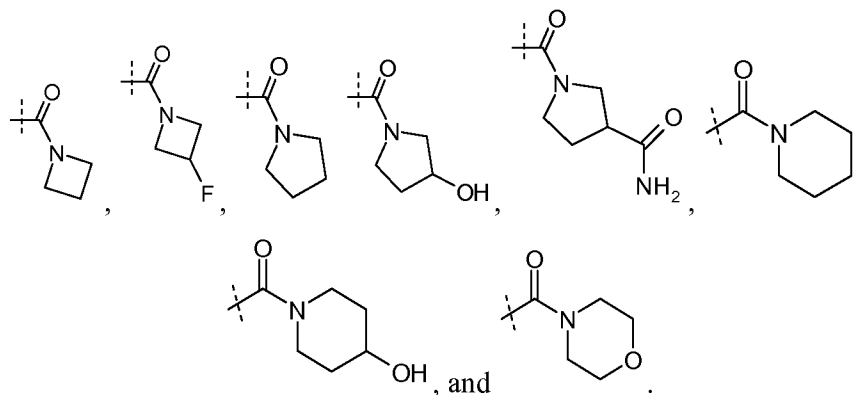
10 -C₀₋₁alkylene-C₃₋₇cycloalkyl, e.g., cyclopropyl and -CH₂-cyclopropyl; and

-(CH₂)₂-imidazolyl.

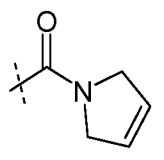
R^{51} and R^{52} may also be taken together to form a saturated or partially unsaturated

-C₃₋₅heterocycle optionally substituted with halo, -OH, -COOH, or -CONH₂, and optionally containing an oxygen atom in the ring. Saturated -C₃₋₅heterocycles include azetidine,

15 pyrrolidine, piperidine and morpholine, such that exemplary R^5 groups include:



Partially unsaturated -C₃₋₅heterocycles include 2,5-dihydro-1H-pyrrole, such that exemplary R^5 groups include:



20

The R^{53} group is selected from:

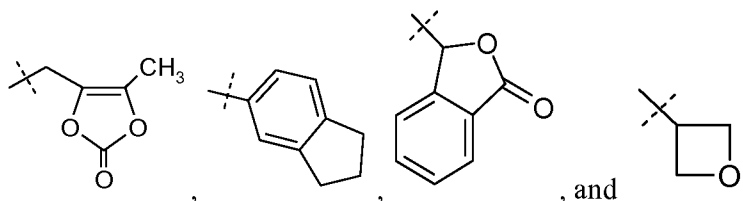
- C₁₋₆alkyl, e.g., -CH₂CH₃ and -(CH₂)₃CH₃;
 -C₀₋₁alkylene-O-C₁₋₆alkyl, e.g., -O-CH₂CH₃ and -CH₂-OCH₃;
 phenyl optionally substituted with halo or -OCH₃, e.g., -2chlorophenyl or -2-methoxyphenyl; and
 5 -C₁₋₉heteroaryl, e.g., 2-pyridine.

In addition, each alkyl group in R⁵ is optionally substituted with 1 to 8 fluoro atoms. For example, when R⁵ is -C₀₋₁alkylene-COOR⁵⁰ and R⁵⁰ is -C₁₋₈alkyl, R⁵ can also be a group such as -COOCH(CH₃)CF₃, -COOCH₂CF₂CF₃, -COOCH(CF₃)₂, -COO(CH₂)₂CF₃, -COOCH(CH₂F)₂, -COOC(CF₃)₂CH₃, and -COOCH(CH₃)CF₂CF₃.

- 10 In one particular embodiment, R⁵ is absent or is selected from H, -C₀₋₅alkylene-OH, -C₀₋₂alkylene-O-C₁₋₆alkyl, -C(O)-C₁₋₆alkyl, =O, and phenyl substituted with one halo.

- In one embodiment, R⁵ is absent or is selected from H; halo; -C₀₋₅alkylene-OH; -NH₂; -C₁₋₆alkyl; -CF₃; -C₃₋₇cycloalkyl; -C₀₋₂alkylene-O-C₁₋₆alkyl; -C(O)H; -C(O)-C₁₋₆alkyl; -C₀₋₁alkylene-COOR⁵⁰; -C(O)NR⁵¹R⁵²; -NHC(O)R⁵³; =O; -NO₂;
 15 -C(CH₃)=N(OH); phenyl optionally substituted with one or two groups independently selected from halo, -OH, -CF₃, -OCH₃, -NHC(O)CH₃, and phenyl; naphthalenyl; pyridinyl; pyrazinyl; pyrazolyl optionally substituted with methyl; thiophenyl optionally substituted with methyl or halo; furanyl; and -CH₂-morpholinyl; and R⁵⁰ is H. In other embodiments these compounds have formulas Ia-Ib, IIa-IIk, and IIIa-IIIb.

- 20 In another embodiment, R⁵ is -C₀₋₁alkylene-COOR⁵⁰, and R⁵⁰ is selected from -C₁₋₈alkyl, -C₁₋₃alkylene-C₆₋₁₀aryl, -C₁₋₃alkylene-C₁₋₉heteroaryl, -C₃₋₇cycloalkyl, -[(CH₂)₂O]₁₋₃CH₃, -C₁₋₆alkylene-OC(O)R⁴⁰, -C₁₋₆alkylene-NR⁴¹R⁴², -C₁₋₆alkylene-C(O)R⁴³, -C₀₋₆alkylenemorpholinyl, -C₁₋₆alkylene-SO₂-C₁₋₆alkyl,



- 25 In one aspect of the invention, these compounds may find particular utility as prodrugs or as intermediates in the synthetic procedures described herein. In other embodiments these compounds have formulas Ia-Ib, IIa-IIk, and IIIa-IIIb.

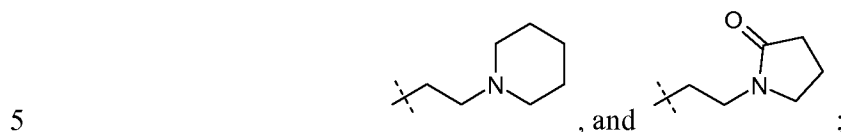
The R⁶ group can be absent. When present, R⁶ is attached to a carbon or nitrogen atom in the "X" group, and is selected from:

- 30 H;

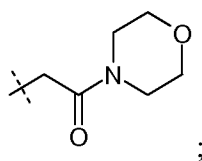
- OH;
- C₁₋₆alkyl, e.g., -CH₃;
- C₁₋₂alkylene-COOR⁶⁰, e.g., -CH₂COOH and -(CH₂)₂-COOH;
- CH₂OC(O)CH(R⁶¹)NH₂, e.g., -CH₂OC(O)CH[CH(CH₃)₂]NH₂;
- 5 -OCH₂OC(O)CH(R⁶¹)NH₂, e.g., -OCH₂OC(O)CH[CH(CH₃)₂]NH₂;
- OCH₂OC(O)CH₃;
- CH₂OP(O)(OH)₂;
- CH₂CH(OH)CH₂OH;
- CH[CH(CH₃)₂]-NHC(O)O-C₁₋₆alkyl;
- 10 pyridinyl; and
- phenyl or benzyl optionally substituted with one or more groups selected from halo, -COOR⁶⁰, -OCH₃, -OCF₃, and -SCF₃ (e.g., 4-chlorophenyl, 3-methoxyphenyl, 2,4-dichlorophenyl, 3,4-dichlorophenyl, 2-chloro, 5-fluorophenyl, 3-trifluoromethoxy, 4-chlorophenyl, 3-trifluoromethylsulfanyl, 4-chlorophenyl, 2,6-difluoro, 4-chlorophenyl, 2-chlorobenzyl, 3-chlorobenzyl, 4-chlorobenzyl, 3-carboxybenzyl, 4-carboxybenzyl, 3-methoxybenzyl, 2-chloro, 5-fluorobenzyl, 3-chloro, 5-fluorobenzyl, 2-fluoro, 4-chlorobenzyl, 3-chloro, 4-fluorobenzyl, 3-OCF₃, 4-chlorobenzyl, 3-SCF₃, 4-chlorobenzyl, 2,6-difluoro, 3-chlorobenzyl, 2,6-difluoro, 4-chlorobenzyl, and 2,3,5,6-tetrafluoro, 4-methoxy benzyl).
- 20 The R⁶⁰ group is selected from the following, where the R⁴⁰, R⁴¹, R⁴², and R⁴³ groups are as defined herein:
- H;
- C₁₋₈alkyl,
- e.g., -CH₃, -CH₂CH₃, -(CH₂)₂CH₃, -CH(CH₃)₂, -CH₂CH(CH₃)₂, -(CH₂)₃CH₃, -(CH₂)₄CH₃,
- 25 -(CH₂)₂CH(CH₃)₂, -(CH₂)₅CH₃, and -(CH₂)₆CH₃;
- C₁₋₃alkylene-C₆₋₁₀aryl, e.g., benzyl;
- C₁₋₃alkylene-C₁₋₉heteroaryl, e.g., -CH₂-pyridinyl and -(CH₂)₂-pyridinyl;
- C₃₋₇cycloalkyl, e.g., cyclopentyl;
- [(CH₂)₂O]₁₋₃CH₃, e.g., -(CH₂)₂OCH₃ and -[(CH₂)₂O]₂CH₃;
- 30 -C₁₋₆alkylene-OC(O)R⁴⁰, e.g., -CH₂OC(O)CH₃, -CH₂OC(O)CH₂CH₃,
- CH₂OC(O)(CH₂)₂CH₃, -CH₂CH(CH₃)OC(O)CH₂CH₃, -CH₂OC(O)OCH₃,
- CH₂OC(O)OCH₂CH₃, -CH(CH₃)OC(O)OCH₂CH₃, -CH(CH₃)OC(O)O-CH(CH₃)₂,
- CH₂CH(CH₃)OC(O)-cyclopentyl, -CH₂OC(O)O-cyclopropyl, -CH(CH₃)-OC(O)-O-

cyclohexyl, $-\text{CH}_2\text{OC}(\text{O})\text{O}$ -cyclopentyl, $-\text{CH}_2\text{CH}(\text{CH}_3)\text{OC}(\text{O})$ -phenyl, $-\text{CH}_2\text{OC}(\text{O})\text{O}$ -phenyl, $-\text{CH}_2\text{OC}(\text{O})-\text{CH}[\text{CH}(\text{CH}_3)_2]-\text{NH}_2$, $-\text{CH}_2\text{OC}(\text{O})-\text{CH}[\text{CH}(\text{CH}_3)_2]-\text{NHC}(\text{O})\text{OCH}_3$, and $-\text{CH}(\text{CH}_3)\text{OC}(\text{O})-\text{CH}(\text{NH}_2)\text{CH}_2\text{COOCH}_3$;

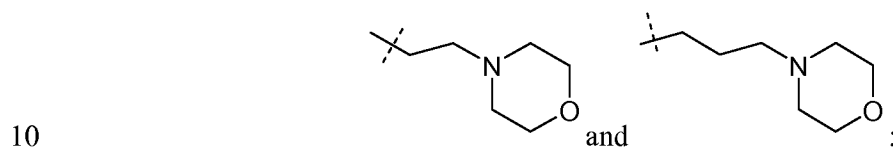
$-\text{C}_{1-6}\text{alkylene-NR}^{41}\text{R}^{42}$, e.g., $-(\text{CH}_2)_2-\text{N}(\text{CH}_3)_2$,



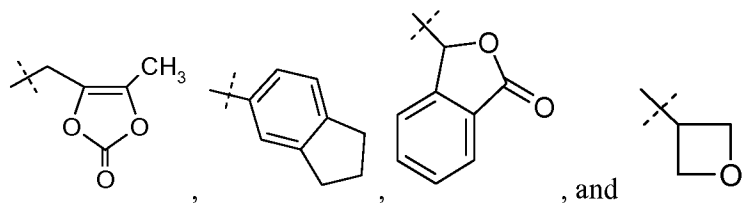
$-\text{C}_{1-6}\text{alkylene-C}(\text{O})\text{R}^{43}$, e.g., $-\text{CH}_2\text{C}(\text{O})\text{OCH}_3$, $-\text{CH}_2\text{C}(\text{O})\text{O}$ -benzyl, $-\text{CH}_2\text{C}(\text{O})-\text{N}(\text{CH}_3)_2$, and



$-\text{C}_{0-6}\text{alkylenemorpholine}$, e.g., $-(\text{CH}_2)_2$ -morpholine and $-(\text{CH}_2)_3$ -morpholine:



$-\text{C}_{1-6}\text{alkylene-SO}_2-\text{C}_{1-6}\text{alkyl}$, e.g., $-(\text{CH}_2)_2\text{SO}_2\text{CH}_3$;



The R^{61} group is selected from H, $-\text{CH}(\text{CH}_3)_2$, phenyl, and benzyl.

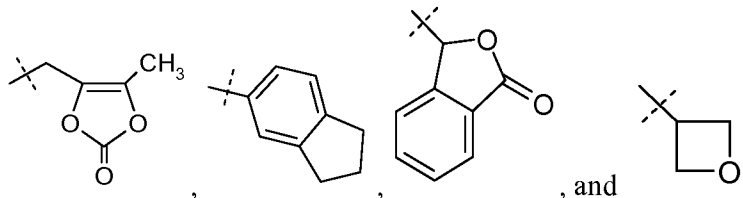
In addition, each alkyl group in R^6 is optionally substituted with 1 to 8 fluoro atoms. For example, when R^6 is $-\text{C}_{1-2}\text{alkylene-COOR}^{60}$ and R^{60} is $-\text{C}_{1-8}\text{alkyl}$, R^6 can also be a group such as $-\text{COOCH}(\text{CH}_3)\text{CF}_3$, $-\text{COOCH}_2\text{CF}_2\text{CF}_3$, $-\text{COOCH}(\text{CF}_3)_2$, $-\text{COO}(\text{CH}_2)_2\text{CF}_3$, $-\text{COOCH}(\text{CH}_2\text{F})_2$, $-\text{COOC}(\text{CF}_3)_2\text{CH}_3$, and $-\text{COOCH}(\text{CH}_3)\text{CF}_2\text{CF}_3$.

In one particular embodiment, R^6 is selected from H, $-\text{OH}$, $-\text{C}_{1-6}\text{alkyl}$, pyridinyl, and phenyl optionally substituted with one halo.

20 In one embodiment, R^6 is absent or is selected from H; $-\text{OH}$; $-\text{C}_{1-6}\text{alkyl}$; $-\text{C}_{1-2}\text{alkylene-COOR}^{60}$; $-\text{CH}_2\text{OC}(\text{O})\text{CH}(\text{R}^{61})\text{NH}_2$; $-\text{CH}_2\text{CH}(\text{OH})\text{CH}_2\text{OH}$; pyridinyl; and phenyl or benzyl optionally substituted with one or more groups selected from halo, $-\text{COOR}^{60}$, $-\text{OCH}_3$, $-\text{OCF}_3$, and $-\text{SCF}_3$; and R^{60} is H. In other embodiments these

compounds have formulas Ia-Ib, IIa-IIk, and IIIa-IIIb.

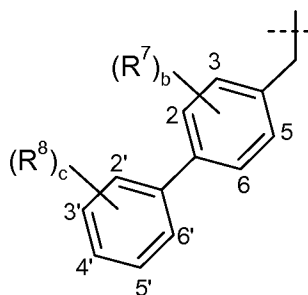
In another embodiment, R^6 is selected from $-OCH_2OC(O)CH_3$; $-CH_2OP(O)(OH)_2$; $-C_{1-2}alkylene-COOR^{60}$; and phenyl or benzyl substituted with at least one $-COOR^{60}$ group; where R^{60} is selected from $-C_{1-6}alkyl$, $-C_{1-3}alkylene-C_{6-10}aryl$, $-C_{1-3}alkylene-C_{1-9}heteroaryl$,
 5 $-C_{3-7}cycloalkyl$, $-[(CH_2)_2O]_{1-3}CH_3$, $-C_{1-6}alkylene-OC(O)R^{40}$; $-C_{1-6}alkylene-NR^{41}R^{42}$,
 $-C_{1-6}alkylene-C(O)R^{43}$, $-C_{0-6}alkylenemorpholinyl$, $-C_{1-6}alkylene-SO_2-C_{1-6}alkyl$,



In one aspect of the invention, these compounds may find particular utility as prodrugs or as intermediates in the synthetic procedures described herein. In other embodiments these
 10 compounds have formulas Ia-Ib, IIa-IIk, and IIIa-IIIb.

The R^7 and R^8 Groups

The numbering for the R^7 and R^8 groups is as follows:

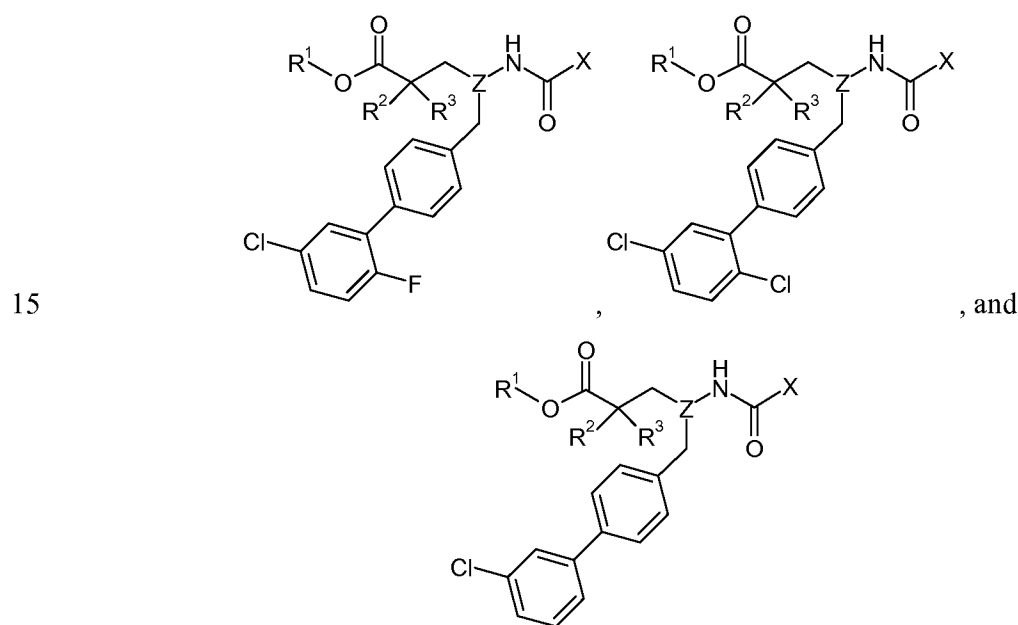


The integer "b" is 0 or 1. The R^7 moiety, when present, is selected from halo, $-CH_3$,
 15 $-CF_3$, and $-CN$. In one embodiment, b is 0. In another embodiment, b is 1, and R^7 is halo, such as 3-chloro or 3-fluoro. In yet another embodiment b is 0, or b is 1 and R^7 is halo. In other embodiments these compounds have formulas Ia-Ib, IIa-IIk, and IIIa-IIIb.

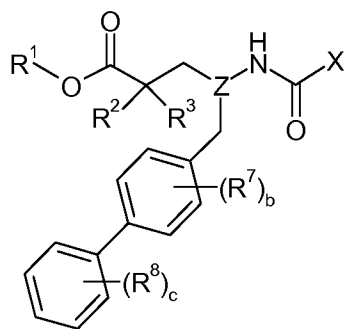
The integer "c" is 0 or an integer from 1 to 3. The R^8 moiety, when present, is independently selected from halo, $-OH$, $-CH_3$, $-OCH_3$, and $-CF_3$. In one embodiment, c is
 20 0. In another embodiment, c is 1 and R^8 is selected from Cl, F, $-OH$, $-CH_3$, $-OCH_3$, and $-CF_3$, such as 2'-chloro, 3'-chloro, 2'-fluoro, 3'-fluoro, 2'-hydroxy, 3'-hydroxy, 3'-methyl, 2'-methoxy, or 3'-trifluoromethyl. In another embodiment, c is 1 and R^8 is halo, $-CH_3$, or $-OCH_3$, such as 3'-chloro, 3'-methyl, or 2'-methoxy. In another embodiment, c is 2 and R^8 is 2'-fluoro-5'-chloro, 2',5'-dichloro, 2',5'-difluoro, 2'-methyl-5'-chloro, 3'-fluoro-5'-chloro, 3'-hydroxy-5'-chloro, 3',5'-dichloro, 3',5'-difluoro, 2'-methoxy-5'-chloro, 2'-methoxy-5'-
 25

fluoro, 2'-hydroxy-5'-fluoro, 2'-fluoro-3'-chloro, 2'-hydroxy-5'-chloro, or 2'-hydroxy-3'-chloro. In another embodiment, c is 3 and each R⁸ is independently halo or -CH₃, such as 2'-methyl-3', 5'-dichloro or 2'-fluoro-3'-methyl-5'-chloro. In one particular embodiment, c is 0, or c is 1 and R⁸ is halo, or c is 2 and each R⁸ is independently selected from halo and -CH₃. In other embodiments these compounds have formulas Ia-Ib, IIa-IIk, and IIIa-IIIb.

In other exemplary embodiments, b is 0 and c is 0; or b is 0, c is 1, and R⁸ is 2'-fluoro, 2'-chloro, or 3'-chloro; or b is 0, c is 2, and R⁸ is 2'-fluoro, 5'-chloro or 2'-methyl, 5'-chloro or 2',5'-dichloro; or b is 1, R⁷ is 3'-chloro, c is 1, and R⁸ is 3'-chloro; or b is 1, R⁷ is 3'-chloro, c is 2, and R⁸ is 2'-fluoro, 5'-chloro. In one particular embodiment, b is 0 or b is 1 and R⁷ is 3'-chloro. In one particular embodiment, c is 0, or c is 1 and R⁸ is 3'-chloro, or c is 0 and R⁸ is 2'-fluoro, 5'-chloro or 2',5'-dichloro. In other embodiments these compounds have formulas Ia-Ib, IIa-IIk, and IIIa-IIIb. Of particular interest are compounds of the formulas:

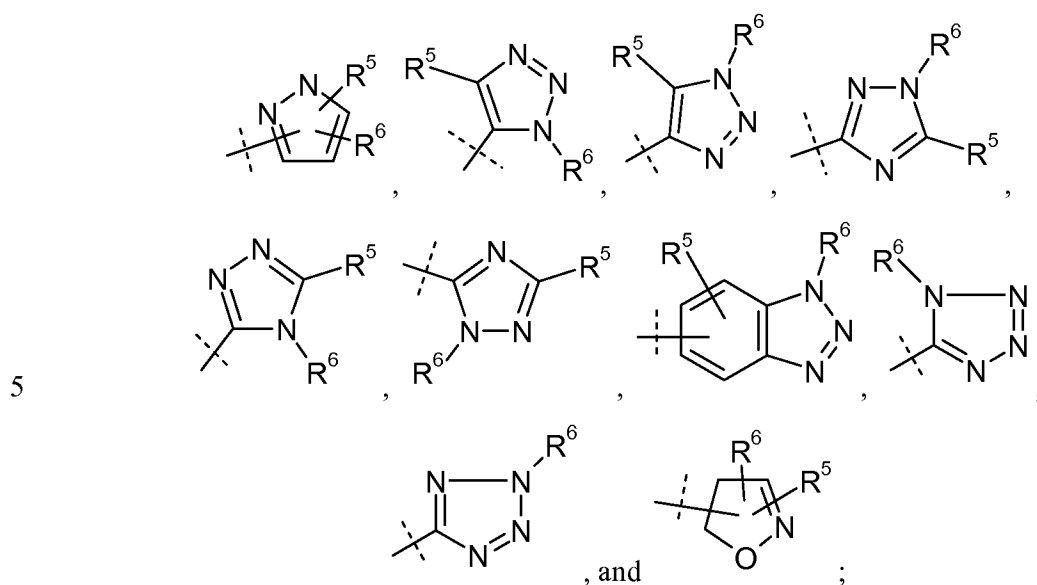


In addition, particular compounds of formula I that are of interest include the compounds of formula IV:

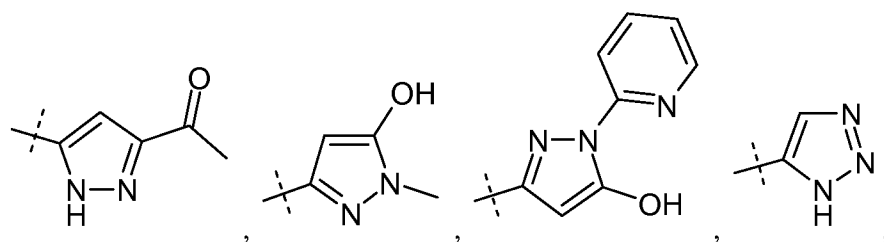


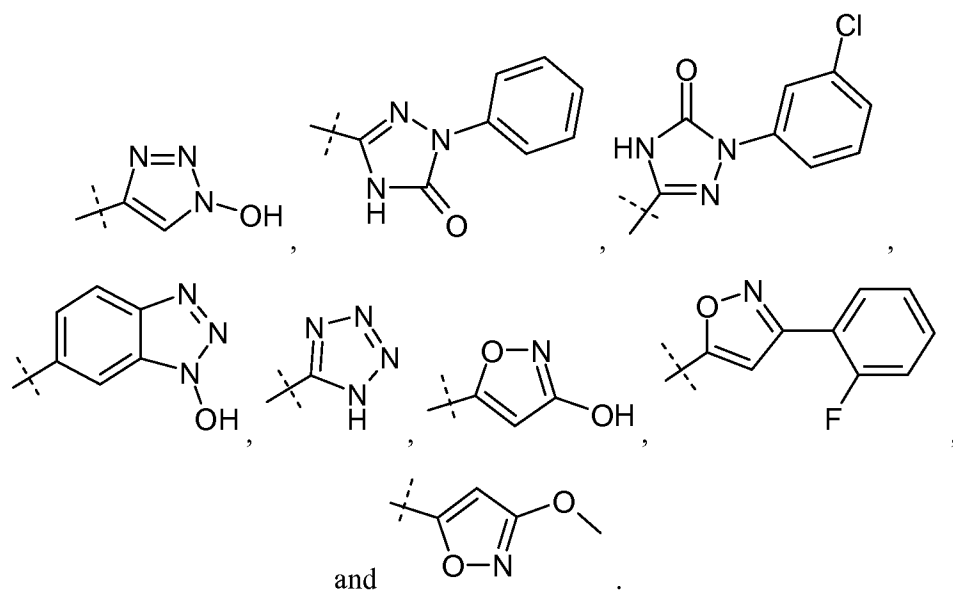
(IV)

where: R^1 is as defined for formula I; R^2 is -OH and R^3 is H, or R^2 is -CH₂OH and R^3 is -CH₃; Z is as defined for formula I; X is selected from -COOR⁴,

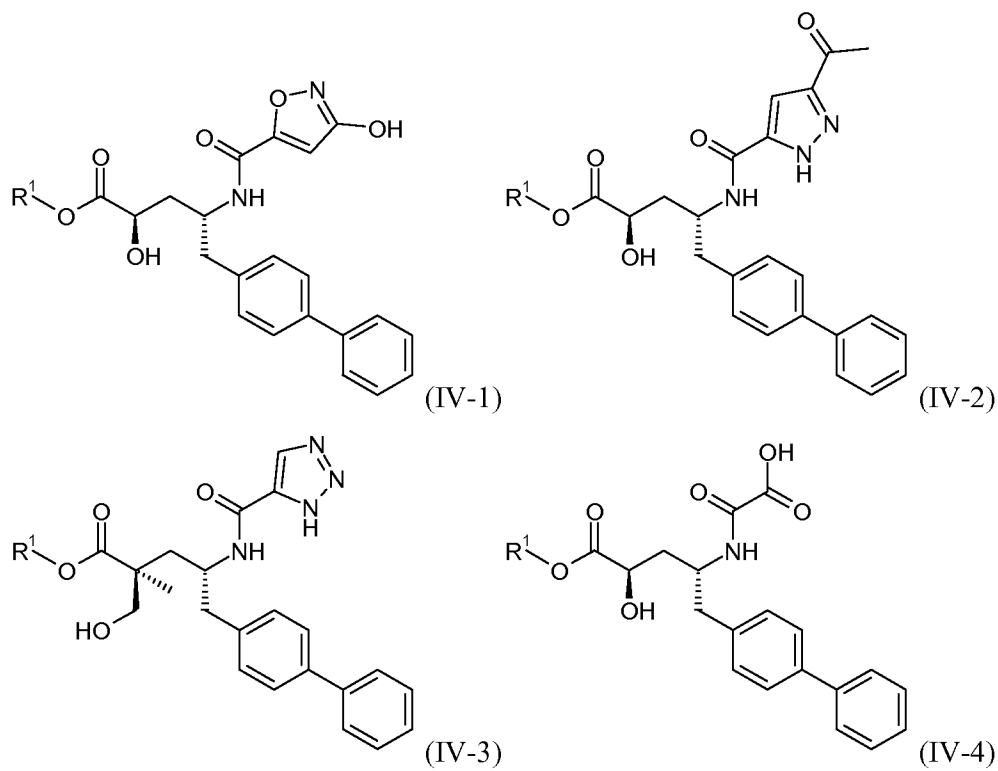


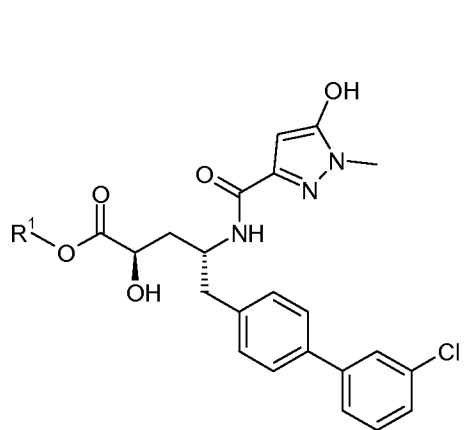
R^4 is as defined for formula I; R^5 is absent or is selected from H, -C₀₋₅alkylene-OH, -C₀₋₂alkylene-O-C₁₋₆alkyl, -C(O)-C₁₋₆alkyl, =O, and phenyl substituted with one halo; R^6 is selected from H, -OH, -C₁₋₆alkyl, pyridinyl, and phenyl optionally substituted with one
 10 halo; b is 0 or b is 1 and R^7 is 3'-chloro; and c is 0, or c is 1 and R^8 is 3'-chloro, or c is 0 and R^8 is 2'-fluoro, 5'-chloro or 2',5'-dichloro. In one embodiment of the compounds of formula IV, X is selected from -COOH,



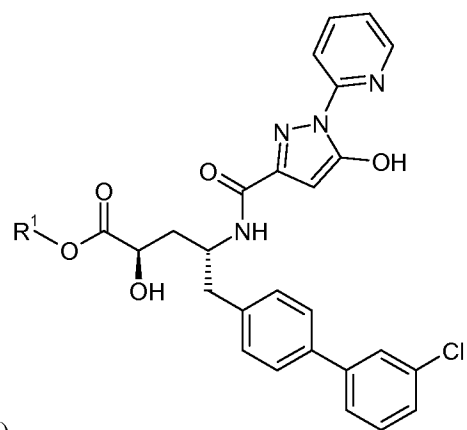


Specific embodiments of formula IV include compounds IV-1 to IV-18:

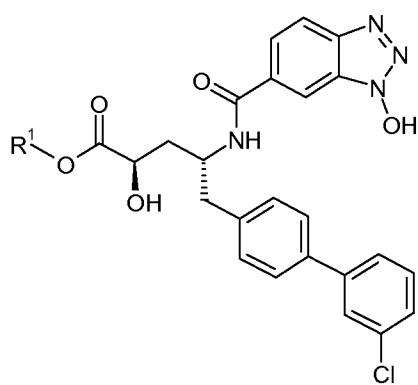




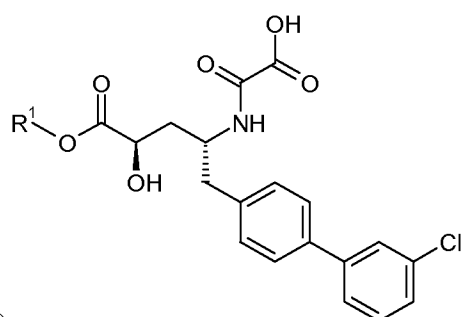
(IV-5)



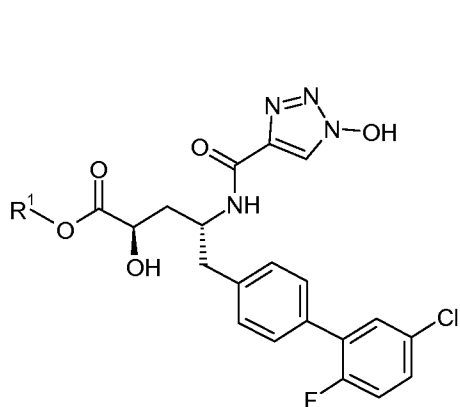
(IV-6)



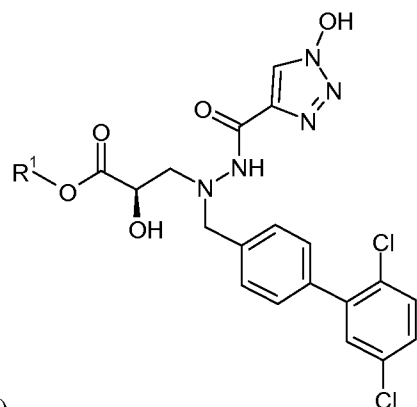
(IV-7)



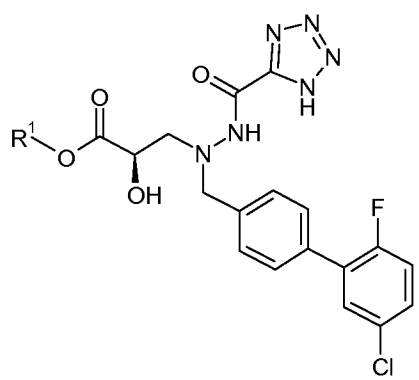
(IV-8)



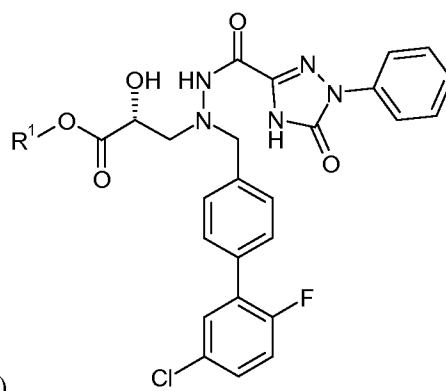
(IV-9)



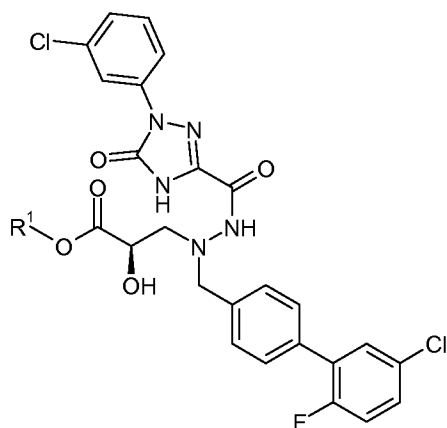
(IV-10)



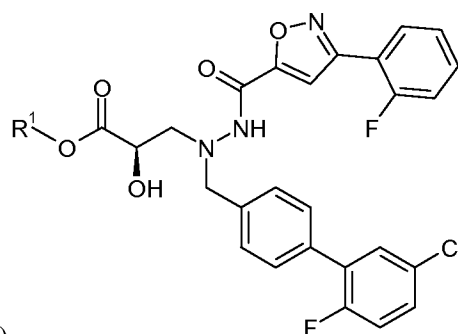
(IV-11)



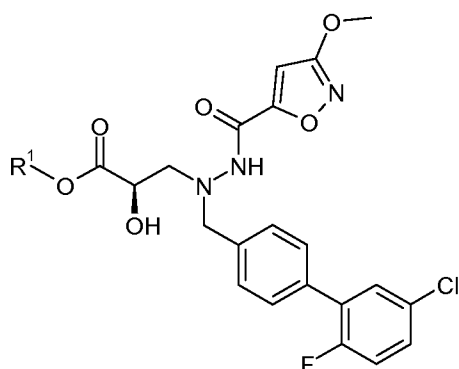
(IV-12)



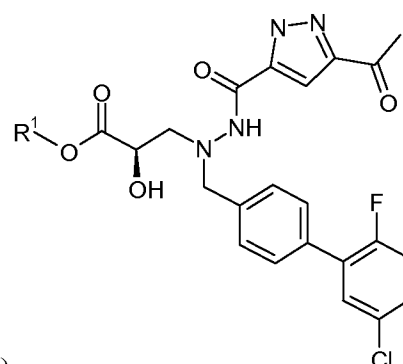
(IV-13)



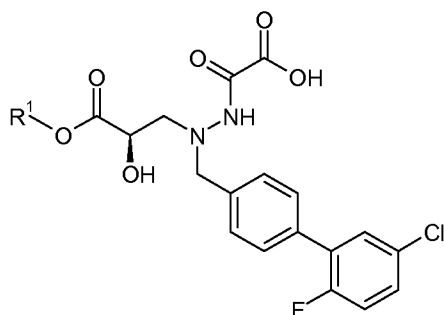
(IV-14)



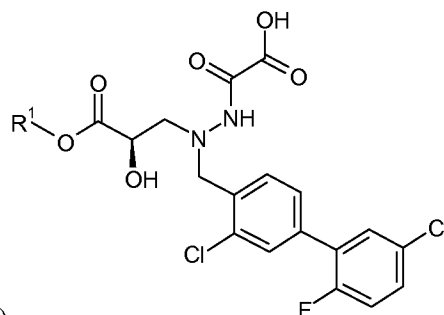
(IV-15)



(IV-16)



(IV-17)



(IV-18)

5

GENERAL SYNTHETIC PROCEDURES

Compounds of the invention can be prepared from readily available starting materials using the following general methods, the procedures set forth in the Examples, or by using other methods, reagents, and starting materials that are known to those of ordinary skill in the art. Although the following procedures may illustrate a particular embodiment of the invention, it is understood that other embodiments of the invention can be similarly prepared using the same or similar methods or by using other methods, reagents and starting materials known to those of ordinary skill in the art. It will also be appreciated that where typical or preferred process conditions (for example, reaction temperatures, times,

mole ratios of reactants, solvents, pressures, etc.) are given, other process conditions can also be used unless otherwise stated. In some instances, reactions were conducted at room temperature and no actual temperature measurement was taken. It is understood that room temperature can be taken to mean a temperature within the range commonly associated with the ambient temperature in a laboratory environment, and will typically be in the range of about 18°C to about 30°C. In other instances, reactions were conducted at room temperature and the temperature was actually measured and recorded. While optimum reaction conditions will typically vary depending on various reaction parameters such as the particular reactants, solvents and quantities used, those of ordinary skill in the art can readily determine suitable reaction conditions using routine optimization procedures.

Additionally, as will be apparent to those skilled in the art, conventional protecting groups may be necessary or desired to prevent certain functional groups from undergoing undesired reactions. The choice of a suitable protecting group for a particular functional group as well as suitable conditions and reagents for protection and deprotection of such functional groups are well-known in the art. Protecting groups other than those illustrated in the procedures described herein may be used, if desired. For example, numerous protecting groups, and their introduction and removal, are described in T. W. Greene and G. M. Wuts, *Protecting Groups in Organic Synthesis*, Fourth Edition, Wiley, New York, 2006, and references cited therein.

Amino-protecting groups are suitable for preventing undesired reactions at an amino group, and examples include, but are not limited to, *t*-butoxycarbonyl (Boc), trityl (Tr), benzyloxycarbonyl (Cbz), 9-fluorenylmethoxycarbonyl (Fmoc), formyl, trimethylsilyl (TMS), *t*-butyldimethylsilyl (TBDMS), and the like. Hydroxyl-protecting groups are suitable for preventing undesired reactions at a hydroxyl group, and examples include, but are not limited to C₁₋₆alkyls, silyl groups including triC₁₋₆alkylsilyl groups, such as trimethylsilyl (TMS), triethylsilyl (TES), and *tert*-butyldimethylsilyl (TBDMS); esters (acyl groups) including C₁₋₆alkanoyl groups, such as formyl, acetyl, and pivaloyl, and aromatic acyl groups such as benzoyl; arylmethyl groups such as benzyl (Bn), *p*-methoxybenzyl (PMB), 9-fluorenylmethyl (Fm), and diphenylmethyl (benzhydryl, DPM); and the like.

Standard deprotection techniques and reagents are used to remove the protecting groups, and may vary depending upon which group is used. For example, a Boc amino-protecting group can be removed using an acidic reagent such as TFA in DCM or HCl in

1,4-dioxane, while a Cbz amino-protecting group can be removed by employing catalytic hydrogenation conditions such as H₂ (1 atm) and 10% Pd/C in an alcoholic solvent ("H₂/Pd/C").

Suitable inert diluents or solvents for use in these schemes include, by way of illustration and not limitation, tetrahydrofuran (THF), acetonitrile (MeCN), *N,N*-dimethylformamide (DMF), *N,N*-dimethylacetamide (DMA), dimethyl sulfoxide (DMSO), toluene, dichloromethane (DCM), chloroform (CHCl₃), carbon tetrachloride (CCl₄), 1,4-dioxane, methanol, ethanol, water, and the like.

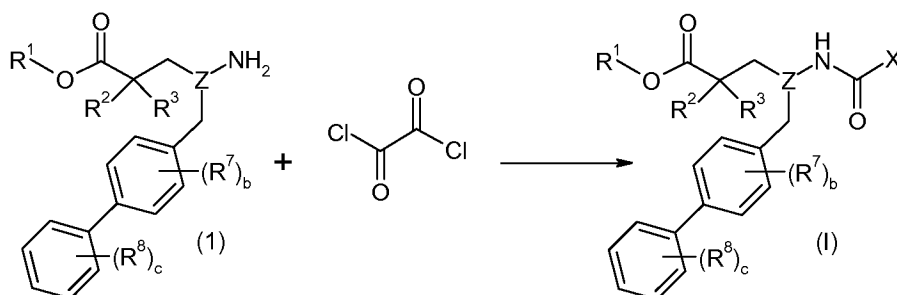
Suitable coupling reagents include benzotriazol-1-yloxytris(dimethylamino)-phosphonium hexafluorophosphate (BOP), benzotriazol-1-yloxytripyrrolidino-phosphonium hexafluorophosphate (PyBOP), *N,N,N',N'*-tetramethyl-O-(7-azabenzotriazol-1-yl)uronium hexafluorophosphate (HATU), (2-(6-chloro-1H-benzotriazole-1-yl)-1,1,3,3-tetramethylaminium hexafluorophosphate) (HCTU), 1,3-dicyclohexylcarbodiimide (DCC), *N*-(3-dimethylaminopropyl)-*N'*-ethylcarbodiimide (EDCI), carbonyldiimidazole (CDI), 1-hydroxybenzotriazole (HOBt), and the like. Coupling reactions are conducted in an inert diluent in the presence of a base such as *N,N*-diisopropylethylamine (DIPEA) or triethylamine (Et₃N), and are performed under conventional amide bond-forming conditions.

All reactions are typically conducted at a temperature within the range of about -78 C to 100°C, for example at room temperature. Reactions may be monitored by use of thin layer chromatography (TLC), high performance liquid chromatography (HPLC), and/or LCMS until completion. Reactions may be complete in minutes, or may take hours, typically from 1-2 hours and up to 48 hours. Upon completion, the resulting mixture or reaction product may be further treated in order to obtain the desired product. For example, the resulting mixture or reaction product may be subjected to one or more of the following procedures: concentrating or partitioning (for example, between EtOAc and water or between 5% THF in EtOAc and 1M phosphoric acid); extraction (for example, with EtOAc, CHCl₃, DCM, chloroform); washing (for example, with saturated aqueous NaCl, saturated aqueous NaHCO₃, Na₂CO₃ (5%), CHCl₃ or 1M NaOH); drying (for example, over MgSO₄, over Na₂SO₄, or *in vacuo*); filtering; crystallizing (for example, from EtOAc and hexanes); being concentrated (for example, *in vacuo*); and/or purification (e.g., silica gel chromatography, flash chromatography, preparative HPLC, reverse phase-HPLC, or crystallization).

Compounds of formula I, as well as their salts, can be prepared as shown in Schemes I-III:

Scheme I

X is -COOR⁴, where R⁴ is hydrogen

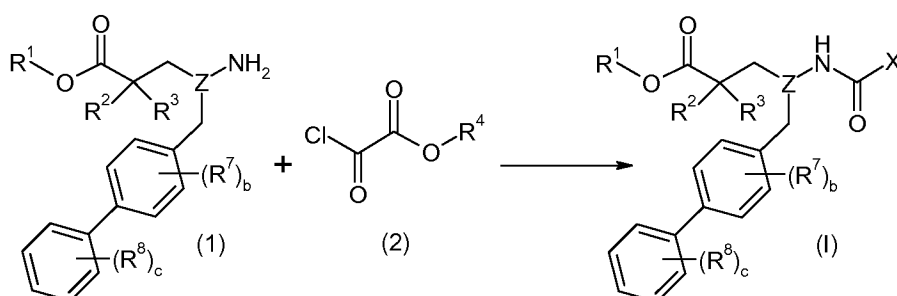


5

This process comprises the step of reacting compound 1 with oxalyl chloride in the presence of *t*-butyl alcohol, where R¹-R⁴, R⁷, R⁸, Z, b, and c are as defined for formula I.

Scheme II

X is -COOR⁴, where R⁴ is not hydrogen

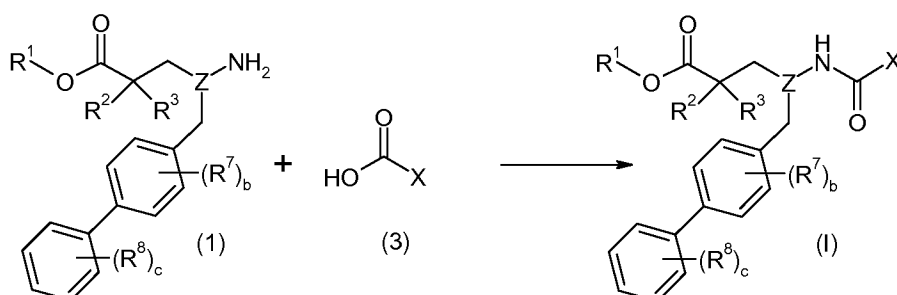


10

This process comprises the step of coupling compound 1 with compound 2, where R¹-R⁴, R⁷, R⁸, Z, b, and c are as defined for formula I. This reaction is conducted in an inert diluent such as DMF in the presence of a base such as Et₃N.

Scheme III

X is -C₁₋₉heteroaryl substituted with R⁵ and R⁶

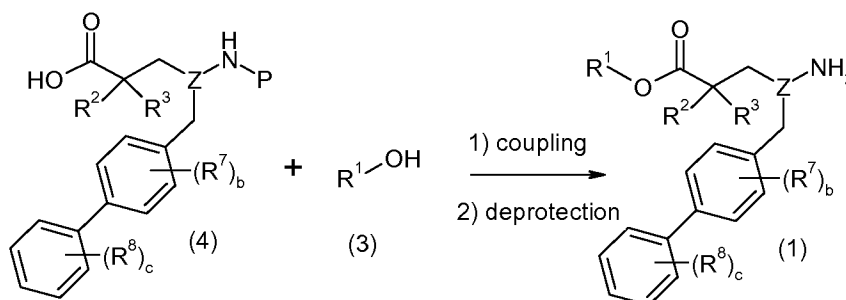


15

This process comprises the step of coupling compound 1 with compound 3, where R¹-R³, R⁷, R⁸, Z, X, b, and c are as defined for formula I. Particularly suitable coupling reagents

include HATU, and the reaction is conducted in an inert diluent such as DMF in the presence of a base such as DIPEA.

Compounds 2 and 3 are generally commercially available or can be prepared using procedures that are known in the art. Compound 1 can be prepared as follows:



This process comprises the step of coupling compound 4 with compound 3, where P is an amino-protecting group such as Boc; and R¹-R³, R⁷, R⁸, Z, b, and c are as defined for formula I. Particularly suitable coupling reagents include HOBt and EDCI, and the reaction is conducted in an inert diluent such as DCM. The coupling step is followed by removal of the protecting group, for example by using HCl in dioxane. Methods of preparing compounds 3 and 4 are described in the Examples.

Further details regarding specific reaction conditions and other procedures for preparing representative compounds of the invention or intermediates thereof are described in the Examples set forth below.

UTILITY

Compounds of the invention possess neprilysin (NEP) inhibition activity, that is, the compounds are able to inhibit enzyme-catalytic activity. In another embodiment, the compounds do not exhibit significant inhibitory activity of the angiotensin-converting enzyme. One measure of the ability of a compound to inhibit NEP activity is the inhibition constant (pK_i). The pK_i value is the negative logarithm to base 10 of the dissociation constant (K_i), which is typically reported in molar units. Compounds of the invention of particular interest are those having a pK_i at NEP greater than or equal to 6.0, particularly those having a pK_i greater than or equal to 7.0, and even more particularly those having a pK_i greater than or equal to 8.0. In one embodiment, compounds of interest have a pK_i in the range of 6.0-6.9; in another embodiment, compounds of interest have a pK_i in the range of 7.0-7.9; in yet another embodiment, compounds of interest have a pK_i in the range of 8.0-8.9; and in still another embodiment, compounds of interest have a pK_i in the range of greater than or equal to 9.0. Such values can be determined by techniques that are well

known in the art, as well as in the assays described herein.

Another measure of the ability of a compound to inhibit NEP activity is the apparent inhibition constant (IC_{50}), which is the molar concentration of compound that results in half-maximal inhibition of substrate conversion by the NEP enzyme. The pIC_{50} value is the negative logarithm to base 10 of the IC_{50} . Compounds of the invention that are of particular interest, include those that exhibit a pIC_{50} for NEP greater than or equal to about 5.0. Compounds of interest also include those having a pIC_{50} for NEP \geq about 6.0 or a pIC_{50} for NEP \geq about 7.0. In another embodiment, compounds of interest have a pIC_{50} for NEP within the range of about 7.0-11.0; and in another embodiment, within the range of about 8.0-11.0, such as within the range of about 8.0-10.0.

It is noted that in some cases, compounds of the invention may possess weak NEP inhibition activity. In such cases, those of skill in the art will recognize that these compounds still have utility as research tools.

Exemplary assays to determine properties of compounds of the invention, such as the NEP inhibiting activity, are described in the Examples and include by way of illustration and not limitation, assays that measure NEP inhibition (described in Assay 1). Useful secondary assays include assays to measure ACE inhibition (also described in Assay 1) and aminopeptidase P (APP) inhibition (described in Sulpizio et al. (2005) *JPET* 315:1306-1313). A pharmacodynamic assay to assess the *in vivo* inhibitory potencies for ACE and NEP in anesthetized rats is described in Assay 2 (see also Seymour et al. (1985) *Hypertension* 7(Suppl I):I-35-I-42 and Wigle et al. (1992) *Can. J. Physiol. Pharmacol.* 70:1525-1528), where ACE inhibition is measured as the percent inhibition of the angiotensin I pressor response and NEP inhibition is measured as increased urinary cyclic guanosine 3', 5'-monophosphate (cGMP) output.

Assays to measure nitric oxide release include the Griess test, which detects the presence of organic nitrite compounds. Commonly used nitric oxide indicators include diaminofluoresceins such as 4,5-diaminofluorescein diacetate (DAF-2 diacetate), described in Kojima et al. (1998) *Chem. Pharm. Bull.* 46(2):373-375 and Kojima et al. (1998) *Anal. Chem.* 70(13):2446-2453, and more recently discovered reagents such as 4-amino-5-methylamino-2',7'-difluorescein (DAF-FM) and (4-amino-5-methylamino-2',7'-difluorofluorescein diacetate (DAF-FM diacetate) (Molecular Probes). Numerous other measurement techniques are described in Moshage. (1997) *Clinical Chemistry* 43(4):553-556. In addition, nitric oxide effects can be demonstrated by measuring *in vitro* inhibition

of platelet aggregation and in assays that measure vasodilation.

There are many *in vivo* assays that can be used to ascertain further utilities of the compounds of the invention. The conscious spontaneously hypertensive rat (SHR) model is a renin dependent hypertension model, and is described in Assay 3. See also Intengan et al. (1999) *Circulation* 100(22):2267-2275 and Badyal et al. (2003) *Indian Journal of Pharmacology* 35:349-362. The conscious desoxycorticosterone acetate-salt (DOCA-salt) rat model is a volume dependent hypertension model that is useful for measuring NEP activity, and is described in Assay 4. See also Trapani et al. (1989) *J. Cardiovasc. Pharmacol.* 14:419-424, Intengan et al. (1999) *Hypertension* 34(4):907-913, and Badyal et al. (2003) *supra*). The DOCA-salt model is particularly useful for evaluating the ability of a test compound to reduce blood pressure as well as to measure a test compound's ability to prevent or delay a rise in blood pressure. The Dahl salt-sensitive (DSS) hypertensive rat model is a model of hypertension that is sensitive to dietary salt (NaCl), and is described in Assay 5. See also Rapp (1982) *Hypertension* 4:753-763. The rat monocrotaline model of pulmonary arterial hypertension described, for example, in Kato et al. (2008) *J. Cardiovasc. Pharmacol.* 51(1):18-23, is a reliable predictor of clinical efficacy for the treatment of pulmonary arterial hypertension. Heart failure animal models include the DSS rat model for heart failure and the aorto-caval fistula model (AV shunt), the latter of which is described, for example, in Norling et al. (1996) *J. Amer. Soc. Nephrol.* 7:1038-1044. Other animal models, such as the hot plate, tail-flick and formalin tests, can be used to measure the analgesic properties of compounds of the invention, as well as the spinal nerve ligation (SNL) model of neuropathic pain. See, for example, Malmberg et al. (1999) *Current Protocols in Neuroscience* 8.9.1-8.9.15.

Compounds of the invention are expected to inhibit the NEP enzyme in any of the assays listed above, or assays of a similar nature. Thus, the aforementioned assays are useful in determining the therapeutic utility of compounds of the invention, for example, their utility as antihypertensive agents or antidiarrheal agents. Other properties and utilities of compounds of the invention can be demonstrated using other *in vitro* and *in vivo* assays well-known to those skilled in the art. Compounds of formula I may be active drugs as well as prodrugs. Thus, when discussing the activity of compounds of the invention, it is understood that any such prodrugs may not exhibit the expected activity in an assay, but are expected to exhibit the desired activity once metabolized.

Compounds of the invention are expected to be useful for the treatment and/or

prevention of medical conditions responsive to NEP inhibition. Thus it is expected that patients suffering from a disease or disorder that is treated by inhibiting the NEP enzyme or by increasing the levels of its peptide substrates, can be treated by administering a therapeutically effective amount of a compound of the invention. For example, by
5 inhibiting NEP, the compounds are expected to potentiate the biological effects of endogenous peptides that are metabolized by NEP, such as the natriuretic peptides, bombesin, bradykinins, calcitonin, endothelins, enkephalins, neurotensin, substance P and vasoactive intestinal peptide. Thus, these compounds are expected to have other physiological actions, for example, on the renal, central nervous, reproductive and
10 gastrointestinal systems.

Cardiovascular Diseases

By potentiating the effects of vasoactive peptides like the natriuretic peptides and bradykinin, compounds of the invention are expected to find utility in treating and/or preventing medical conditions such as cardiovascular diseases. See, for example, Roques
15 et al. (1993) *Pharmacol. Rev.* 45:87-146 and Dempsey et al. (2009) *Amer. J. of Pathology* 174(3):782-796. Cardiovascular diseases of particular interest include hypertension and heart failure. Hypertension includes, by way of illustration and not limitation: primary hypertension, which is also referred to as essential hypertension or idiopathic hypertension; secondary hypertension; hypertension with accompanying renal disease; severe
20 hypertension with or without accompanying renal disease; pulmonary hypertension, including pulmonary arterial hypertension; and resistant hypertension. Heart failure includes, by way of illustration and not limitation: congestive heart failure; acute heart failure; chronic heart failure, for example with reduced left ventricular ejection fraction (also referred to as systolic heart failure) or with preserved left ventricular ejection fraction
25 (also referred to as diastolic heart failure); and acute and chronic decompensated heart failure, with or without accompanying renal disease. Thus, one embodiment of the invention relates to a method for treating hypertension, particularly primary hypertension or pulmonary arterial hypertension, comprising administering to a patient a therapeutically effective amount of a compound of the invention.

30 For treatment of primary hypertension, the therapeutically effective amount is typically the amount that is sufficient to lower the patient's blood pressure. This would include both mild-to-moderate hypertension and severe hypertension. When used to treat hypertension, the compound may be administered in combination with other therapeutic

agents such as aldosterone antagonists, aldosterone synthase inhibitors, angiotensin-converting enzyme inhibitors and dual-acting angiotensin-converting enzyme/neprilysin inhibitors, angiotensin-converting enzyme 2 (ACE2) activators and stimulators, angiotensin-II vaccines, anti-diabetic agents, anti-lipid agents, anti-thrombotic agents, AT₁ receptor antagonists and dual-acting AT₁ receptor antagonist/neprilysin inhibitors, β_1 -adrenergic receptor antagonists, dual-acting β -adrenergic receptor antagonist/ α_1 -receptor antagonists, calcium channel blockers, diuretics, endothelin receptor antagonists, endothelin converting enzyme inhibitors, neprilysin inhibitors, natriuretic peptides and their analogs, natriuretic peptide clearance receptor antagonists, nitric oxide donors, non-steroidal anti-inflammatory agents, phosphodiesterase inhibitors (specifically PDE-V inhibitors), prostaglandin receptor agonists, renin inhibitors, soluble guanylate cyclase stimulators and activators, and combinations thereof. In one particular embodiment of the invention, a compound of the invention is combined with an AT₁ receptor antagonist, a calcium channel blocker, a diuretic, or a combination thereof, and used to treat primary hypertension. In another particular embodiment of the invention, a compound of the invention is combined with an AT₁ receptor antagonist, and used to treat hypertension with accompanying renal disease. When used to treat resistant hypertension, the compound may be administered in combination with other therapeutic agents such as aldosterone synthase inhibitors.

For treatment of pulmonary arterial hypertension, the therapeutically effective amount is typically the amount that is sufficient to lower the pulmonary vascular resistance. Other goals of therapy are to improve a patient's exercise capacity. For example, in a clinical setting, the therapeutically effective amount can be the amount that improves a patient's ability to walk comfortably for a period of 6 minutes (covering a distance of approximately 20-40 meters). When used to treat pulmonary arterial hypertension the compound may be administered in combination with other therapeutic agents such as α -adrenergic receptor antagonists, β_1 -adrenergic receptor antagonists, β_2 -adrenergic receptor agonists, angiotensin-converting enzyme inhibitors, anticoagulants, calcium channel blockers, diuretics, endothelin receptor antagonists, PDE-V inhibitors, prostaglandin analogs, selective serotonin reuptake inhibitors, and combinations thereof. In one particular embodiment of the invention, a compound of the invention is combined with a PDE-V inhibitor or a selective serotonin reuptake inhibitor and used to treat pulmonary arterial hypertension.

Another embodiment of the invention relates to a method for treating heart failure, in particular congestive heart failure (including both systolic and diastolic congestive heart failure), comprising administering to a patient a therapeutically effective amount of a compound of the invention. Typically, the therapeutically effective amount is the amount that is sufficient to lower blood pressure and/or improve renal functions. In a clinical setting, the therapeutically effective amount can be the amount that is sufficient to improve cardiac hemodynamics, like for instance reduction in wedge pressure, right atrial pressure, filling pressure, and vascular resistance. In one embodiment, the compound is administered as an intravenous dosage form. When used to treat heart failure, the compound may be administered in combination with other therapeutic agents such as adenosine receptor antagonists, advanced glycation end product breakers, aldosterone antagonists, AT₁ receptor antagonists, β_1 -adrenergic receptor antagonists, dual-acting β -adrenergic receptor antagonist/ α_1 -receptor antagonists, chymase inhibitors, digoxin, diuretics, endothelin converting enzyme (ECE) inhibitors, endothelin receptor antagonists, natriuretic peptides and their analogs, natriuretic peptide clearance receptor antagonists, nitric oxide donors, prostaglandin analogs, PDE-V inhibitors, soluble guanylate cyclase activators and stimulators, and vasopressin receptor antagonists. In one particular embodiment of the invention, a compound of the invention is combined with an aldosterone antagonist, a β_1 -adrenergic receptor antagonist, an AT₁ receptor antagonist, or a diuretic, and used to treat congestive heart failure.

Diarrhea

As NEP inhibitors, compounds of the invention are expected to inhibit the degradation of endogenous enkephalins and thus such compounds may also find utility for the treatment of diarrhea, including infectious and secretory/watery diarrhea. See, for example, Baumer et al. (1992) *Gut* 33:753-758; Farthing (2006) *Digestive Diseases* 24:47-58; and Marçais-Collado (1987) *Eur. J. Pharmacol.* 144(2):125-132. When used to treat diarrhea, compounds of the invention may be combined with one or more additional antidiarrheal agents.

Renal Diseases

By potentiating the effects of vasoactive peptides like the natriuretic peptides and bradykinin, compounds of the invention are expected to enhance renal function (see Chen et al. (1999) *Circulation* 100:2443-2448; Lipkin et al. (1997) *Kidney Int.* 52:792-801; and Dussaule et al. (1993) *Clin. Sci.* 84:31-39) and find utility in treating and/or preventing

renal diseases. Renal diseases of particular interest include diabetic nephropathy, chronic kidney disease, proteinuria, and particularly acute kidney injury or acute renal failure (see Sharkovska et al. (2011) *Clin. Lab.* 57:507-515 and Newaz et al. (2010) *Renal Failure* 32:384-390). When used to treat renal disease, the compound may be administered in
5 combination with other therapeutic agents such as angiotensin-converting enzyme inhibitors, AT₁ receptor antagonists, and diuretics.

Preventative Therapy

By potentiating the effects of the natriuretic peptides, compounds of the invention are also expected to be useful in preventative therapy, due to the antihypertrophic and
10 antifibrotic effects of the natriuretic peptides (see Potter et al. (2009) *Handbook of Experimental Pharmacology* 191:341-366), for example in preventing the progression of cardiac insufficiency after myocardial infarction, preventing arterial restenosis after angioplasty, preventing thickening of blood vessel walls after vascular operations, preventing atherosclerosis, and preventing diabetic angiopathy.

Glaucoma

By potentiating the effects of the natriuretic peptides, compounds of the invention are expected to be useful to treat glaucoma. See, for example, Diestelhorst et al. (1989) *International Ophthalmology* 12:99-101. When used to treat glaucoma, compounds of the invention may be combined with one or more additional antiglaucoma agents.

Pain Relief

As NEP inhibitors, compounds of the invention are expected to inhibit the degradation of endogenous enkephalins and thus such compounds may also find utility as analgesics. See, for example, Roques et al. (1980) *Nature* 288:286-288 and Thanawala et al. (2008) *Current Drug Targets* 9:887-894. When used to treat pain, the compounds of
25 the invention may be combined with one or more additional antinociceptive drugs such as aminopeptidase N or dipeptidyl peptidase III inhibitors, non-steroidal anti-inflammatory agents, monoamine reuptake inhibitors, muscle relaxants, NMDA receptor antagonists, opioid receptor agonists, 5-HT_{1D} serotonin receptor agonists, and tricyclic antidepressants.

Other Utilities

Due to their NEP inhibition properties, compounds of the invention are also
30 expected to be useful as antitussive agents, as well as find utility in the treatment of portal hypertension associated with liver cirrhosis (see Sansoe et al. (2005) *J. Hepatol.* 43:791-798), cancer (see Vesely (2005) *J. Investigative Med.* 53:360-365), depression (see Noble

et al. (2007) *Exp. Opin. Ther. Targets* 11:145-159), menstrual disorders, preterm labor, pre-eclampsia, endometriosis, reproductive disorders (for example, male and female infertility, polycystic ovarian syndrome, implantation failure), and male and female sexual dysfunction, including male erectile dysfunction and female sexual arousal disorder. More specifically, the compounds of the invention are expected to be useful in treating female sexual dysfunction (see Pryde et al. (2006) *J. Med. Chem.* 49:4409-4424), which is often defined as a female patient's difficulty or inability to find satisfaction in sexual expression. This covers a variety of diverse female sexual disorders including, by way of illustration and not limitation, hypoactive sexual desire disorder, sexual arousal disorder, orgasmic disorder and sexual pain disorder. When used to treat such disorders, especially female sexual dysfunction, compounds of the invention may be combined with one or more of the following secondary agents: PDE-V inhibitors, dopamine agonists, estrogen receptor agonists and/or antagonists, androgens, and estrogens. Due to their NEP inhibition properties, compounds of the invention are also expected to have anti-inflammatory properties, and are expected to have utility as such, particularly when used in combination with statins.

Recent studies suggest that NEP plays a role in regulating nerve function in insulin-deficient diabetes and diet induced obesity. Coppey et al. (2011) *Neuropharmacology* 60:259-266. Therefore, due to their NEP inhibition properties, compounds of the invention are also expected to be useful in providing protection from nerve impairment caused by diabetes or diet induced obesity.

The amount of the compound of the invention administered per dose or the total amount administered per day may be predetermined or it may be determined on an individual patient basis by taking into consideration numerous factors, including the nature and severity of the patient's condition, the condition being treated, the age, weight, and general health of the patient, the tolerance of the patient to the active agent, the route of administration, pharmacological considerations such as the activity, efficacy, pharmacokinetics and toxicology profiles of the compound and any secondary agents being administered, and the like. Treatment of a patient suffering from a disease or medical condition (such as hypertension) can begin with a predetermined dosage or a dosage determined by the treating physician, and will continue for a period of time necessary to prevent, ameliorate, suppress, or alleviate the symptoms of the disease or medical condition. Patients undergoing such treatment will typically be monitored on a routine

basis to determine the effectiveness of therapy. For example, in treating hypertension, blood pressure measurements may be used to determine the effectiveness of treatment. Similar indicators for other diseases and conditions described herein, are well known and are readily available to the treating physician. Continuous monitoring by the physician will insure that the optimal amount of the compound of the invention will be administered at any given time, as well as facilitating the determination of the duration of treatment. This is of particular value when secondary agents are also being administered, as their selection, dosage, and duration of therapy may also require adjustment. In this way, the treatment regimen and dosing schedule can be adjusted over the course of therapy so that the lowest amount of active agent that exhibits the desired effectiveness is administered and, further, that administration is continued only so long as is necessary to successfully treat the disease or medical condition.

Research Tools

Since compounds of the invention possess NEP enzyme inhibition activity, such compounds are also useful as research tools for investigating or studying biological systems or samples having a NEP enzyme, for example to study diseases where the NEP enzyme or its peptide substrates plays a role. Any suitable biological system or sample having a NEP enzyme may be employed in such studies which may be conducted either *in vitro* or *in vivo*. Representative biological systems or samples suitable for such studies include, but are not limited to, cells, cellular extracts, plasma membranes, tissue samples, isolated organs, mammals (such as mice, rats, guinea pigs, rabbits, dogs, pigs, humans, and so forth), and the like, with mammals being of particular interest. In one particular embodiment of the invention, NEP enzyme activity in a mammal is inhibited by administering a NEP-inhibiting amount of a compound of the invention. Compounds of the invention can also be used as research tools by conducting biological assays using such compounds.

When used as a research tool, a biological system or sample comprising a NEP enzyme is typically contacted with a NEP enzyme-inhibiting amount of a compound of the invention. After the biological system or sample is exposed to the compound, the effects of inhibiting the NEP enzyme are determined using conventional procedures and equipment, such as by measuring receptor binding in a binding assay or measuring ligand-mediated changes in a functional assay. Exposure encompasses contacting cells or tissue with the compound, administering the compound to a mammal, for example by *i.p.*, *p.o.*,

i.v., *s.c.*, or inhaled administration, and so forth. This determining step can involve measuring a response (a quantitative analysis) or can involve making an observation (a qualitative analysis). Measuring a response involves, for example, determining the effects of the compound on the biological system or sample using conventional procedures and equipment, such as enzyme activity assays and measuring enzyme substrate or product mediated changes in functional assays. The assay results can be used to determine the activity level as well as the amount of compound necessary to achieve the desired result, that is, a NEP enzyme-inhibiting amount. Typically, the determining step will involve determining the effects of inhibiting the NEP enzyme.

10 Additionally, compounds of the invention can be used as research tools for evaluating other chemical compounds, and thus are also useful in screening assays to discover, for example, new compounds having NEP-inhibiting activity. In this manner, a compound of the invention is used as a standard in an assay to allow comparison of the results obtained with a test compound and with compounds of the invention to identify
15 those test compounds that have about equal or superior activity, if any. For example, pK_i data for a test compound or a group of test compounds is compared to the pK_i data for a compound of the invention to identify those test compounds that have the desired properties, for example, test compounds having a pK_i value about equal or superior to a compound of the invention, if any. This aspect of the invention includes, as separate
20 embodiments, both the generation of comparison data (using the appropriate assays) and the analysis of test data to identify test compounds of interest. Thus, a test compound can be evaluated in a biological assay, by a method comprising the steps of: (a) conducting a biological assay with a test compound to provide a first assay value; (b) conducting the biological assay with a compound of the invention to provide a second assay value;
25 wherein step (a) is conducted either before, after or concurrently with step (b); and (c) comparing the first assay value from step (a) with the second assay value from step (b). Exemplary biological assays include a NEP enzyme inhibition assay.

PHARMACEUTICAL COMPOSITIONS AND FORMULATIONS

Compounds of the invention are typically administered to a patient in the form of a
30 pharmaceutical composition or formulation. Such pharmaceutical compositions may be administered to the patient by any acceptable route of administration including, but not limited to, oral, rectal, vaginal, nasal, inhaled, topical (including transdermal), ocular, and parenteral modes of administration. Further, the compounds of the invention may be

administered, for example orally, in multiple doses per day (for example, two, three, or four times daily), in a single daily dose or a single weekly dose. It will be understood that any form of the compounds of the invention, (that is, free base, free acid, pharmaceutically acceptable salt, solvate, etc.) that is suitable for the particular mode of administration can
5 be used in the pharmaceutical compositions discussed herein.

Accordingly, in one embodiment, the invention relates to a pharmaceutical composition comprising a pharmaceutically acceptable carrier and a compound of the invention. The compositions may contain other therapeutic and/or formulating agents if desired. When discussing compositions, the "compound of the invention" may also be
10 referred to herein as the "active agent," to distinguish it from other components of the formulation, such as the carrier. Thus, it is understood that the term "active agent" includes compounds of formula I as well as pharmaceutically acceptable salts, solvates and prodrugs of that compound.

The pharmaceutical compositions of the invention typically contain a
15 therapeutically effective amount of a compound of the invention. Those skilled in the art will recognize, however, that a pharmaceutical composition may contain more than a therapeutically effective amount, such as in bulk compositions, or less than a therapeutically effective amount, that is, individual unit doses designed for multiple administration to achieve a therapeutically effective amount. Typically, the composition
20 will contain from about 0.01-95 wt% of active agent, including, from about 0.01-30 wt%, such as from about 0.01- 10 wt%, with the actual amount depending upon the formulation itself, the route of administration, the frequency of dosing, and so forth. In one embodiment, a composition suitable for an oral dosage form, for example, may contain about 5-70 wt%, or from about 10-60 wt% of active agent.

25 Any conventional carrier or excipient may be used in the pharmaceutical compositions of the invention. The choice of a particular carrier or excipient, or combinations of carriers or excipients, will depend on the mode of administration being used to treat a particular patient or type of medical condition or disease state. In this regard, the preparation of a suitable composition for a particular mode of administration is
30 well within the scope of those skilled in the pharmaceutical arts. Additionally, carriers or excipients used in such compositions are commercially available. By way of further illustration, conventional formulation techniques are described in *Remington: The Science and Practice of Pharmacy*, 20th Edition, Lippincott Williams & White, Baltimore,

Maryland (2000); and H. C. Ansel et al., *Pharmaceutical Dosage Forms and Drug Delivery Systems*, 7th Edition, Lippincott Williams & White, Baltimore, Maryland (1999).

Representative examples of materials which can serve as pharmaceutically acceptable carriers include, but are not limited to, the following: sugars, such as lactose, glucose and sucrose; starches, such as corn starch and potato starch; cellulose, such as microcrystalline cellulose, and its derivatives, such as sodium carboxymethyl cellulose, ethyl cellulose and cellulose acetate; powdered tragacanth; malt; gelatin; talc; excipients, such as cocoa butter and suppository waxes; oils, such as peanut oil, cottonseed oil, safflower oil, sesame oil, olive oil, corn oil and soybean oil; glycols, such as propylene glycol; polyols, such as glycerin, sorbitol, mannitol and polyethylene glycol; esters, such as ethyl oleate and ethyl laurate; agar; buffering agents, such as magnesium hydroxide and aluminum hydroxide; alginic acid; pyrogen-free water; isotonic saline; Ringer's solution; ethyl alcohol; phosphate buffer solutions; compressed propellant gases, such as chlorofluorocarbons and hydrofluorocarbons; and other non-toxic compatible substances employed in pharmaceutical compositions.

Pharmaceutical compositions are typically prepared by thoroughly and intimately mixing or blending the active agent with a pharmaceutically acceptable carrier and one or more optional ingredients. The resulting uniformly blended mixture may then be shaped or loaded into tablets, capsules, pills, canisters, cartridges, dispensers and the like using conventional procedures and equipment.

In one embodiment, the pharmaceutical compositions are suitable for oral administration. Suitable compositions for oral administration may be in the form of capsules, tablets, pills, lozenges, cachets, dragees, powders, granules; solutions or suspensions in an aqueous or non-aqueous liquid; oil-in-water or water-in-oil liquid emulsions; elixirs or syrups; and the like; each containing a predetermined amount of the active agent.

When intended for oral administration in a solid dosage form (capsules, tablets, pills and the like), the composition will typically comprise the active agent and one or more pharmaceutically acceptable carriers, such as sodium citrate or dicalcium phosphate. Solid dosage forms may also comprise: fillers or extenders, such as starches, microcrystalline cellulose, lactose, sucrose, glucose, mannitol, and/or silicic acid; binders, such as carboxymethylcellulose, alginates, gelatin, polyvinyl pyrrolidone, sucrose and/or acacia; humectants, such as glycerol; disintegrating agents, such as agar-agar, calcium carbonate,

potato or tapioca starch, alginic acid, certain silicates, and/or sodium carbonate; solution retarding agents, such as paraffin; absorption accelerators, such as quaternary ammonium compounds; wetting agents, such as cetyl alcohol and/or glycerol monostearate; absorbents, such as kaolin and/or bentonite clay; lubricants, such as talc, calcium stearate, magnesium stearate, solid polyethylene glycols, sodium lauryl sulfate, and/or mixtures thereof; coloring agents; and buffering agents.

Release agents, wetting agents, coating agents, sweetening, flavoring and perfuming agents, preservatives and antioxidants may also be present in the pharmaceutical compositions. Exemplary coating agents for tablets, capsules, pills and like, include those used for enteric coatings, such as cellulose acetate phthalate, polyvinyl acetate phthalate, hydroxypropyl methylcellulose phthalate, methacrylic acid-methacrylic acid ester copolymers, cellulose acetate trimellitate, carboxymethyl ethyl cellulose, hydroxypropyl methyl cellulose acetate succinate, and the like. Examples of pharmaceutically acceptable antioxidants include: water-soluble antioxidants, such as ascorbic acid, cysteine hydrochloride, sodium bisulfate, sodium metabisulfate sodium sulfite and the like; oil-soluble antioxidants, such as ascorbyl palmitate, butylated hydroxyanisole, butylated hydroxytoluene, lecithin, propyl gallate, alpha-tocopherol, and the like; and metal-chelating agents, such as citric acid, ethylenediamine tetraacetic acid, sorbitol, tartaric acid, phosphoric acid, and the like.

Compositions may also be formulated to provide slow or controlled release of the active agent using, by way of example, hydroxypropyl methyl cellulose in varying proportions or other polymer matrices, liposomes and/or microspheres. In addition, the pharmaceutical compositions of the invention may contain opacifying agents and may be formulated so that they release the active agent only, or preferentially, in a certain portion of the gastrointestinal tract, optionally, in a delayed manner. Examples of embedding compositions which can be used include polymeric substances and waxes. The active agent can also be in micro-encapsulated form, optionally with one or more of the above-described excipients.

Suitable liquid dosage forms for oral administration include, by way of illustration, pharmaceutically acceptable emulsions, microemulsions, solutions, suspensions, syrups and elixirs. Liquid dosage forms typically comprise the active agent and an inert diluent, such as, for example, water or other solvents, solubilizing agents and emulsifiers, such as ethyl alcohol, isopropyl alcohol, ethyl carbonate, ethyl acetate, benzyl alcohol, benzyl

benzoate, propylene glycol, 1,3-butylene glycol, oils (for example, cottonseed, groundnut, corn, germ, olive, castor and sesame oils), glycerol, tetrahydrofuryl alcohol, polyethylene glycols and fatty acid esters of sorbitan, and mixtures thereof. Suspensions may contain suspending agents such as, for example, ethoxylated isostearyl alcohols, polyoxyethylene sorbitol and sorbitan esters, microcrystalline cellulose, aluminium metahydroxide,
5 bentonite, agar-agar and tragacanth, and mixtures thereof.

When intended for oral administration, the pharmaceutical compositions of the invention may be packaged in a unit dosage form. The term "unit dosage form" refers to a physically discrete unit suitable for dosing a patient, that is, each unit containing a
10 predetermined quantity of the active agent calculated to produce the desired therapeutic effect either alone or in combination with one or more additional units. For example, such unit dosage forms may be capsules, tablets, pills, and the like.

In another embodiment, the compositions of the invention are suitable for inhaled administration, and will typically be in the form of an aerosol or a powder. Such
15 compositions are generally administered using well-known delivery devices, such as a nebulizer, dry powder, or metered-dose inhaler. Nebulizer devices produce a stream of high velocity air that causes the composition to spray as a mist that is carried into a patient's respiratory tract. An exemplary nebulizer formulation comprises the active agent dissolved in a carrier to form a solution, or micronized and combined with a carrier to form
20 a suspension of micronized particles of respirable size. Dry powder inhalers administer the active agent as a free-flowing powder that is dispersed in a patient's air-stream during inspiration. An exemplary dry powder formulation comprises the active agent dry-blended with an excipient such as lactose, starch, mannitol, dextrose, polylactic acid, polylactide-co-glycolide, and combinations thereof. Metered-dose inhalers discharge a measured
25 amount of the active agent using compressed propellant gas. An exemplary metered-dose formulation comprises a solution or suspension of the active agent in a liquefied propellant, such as a chlorofluorocarbon or hydrofluoroalkane. Optional components of such formulations include co-solvents, such as ethanol or pentane, and surfactants, such as sorbitan trioleate, oleic acid, lecithin, glycerin, and sodium lauryl sulfate. Such
30 compositions are typically prepared by adding chilled or pressurized hydrofluoroalkane to a suitable container containing the active agent, ethanol (if present) and the surfactant (if present). To prepare a suspension, the active agent is micronized and then combined with the propellant. Alternatively, a suspension formulation can be prepared by spray drying a

coating of surfactant on micronized particles of the active agent. The formulation is then loaded into an aerosol canister, which forms a portion of the inhaler.

Compounds of the invention can also be administered parenterally (for example, by subcutaneous, intravenous, intramuscular, or intraperitoneal injection). For such administration, the active agent is provided in a sterile solution, suspension, or emulsion. Exemplary solvents for preparing such formulations include water, saline, low molecular weight alcohols such as propylene glycol, polyethylene glycol, oils, gelatin, fatty acid esters such as ethyl oleate, and the like. Parenteral formulations may also contain one or more anti-oxidants, solubilizers, stabilizers, preservatives, wetting agents, emulsifiers, and dispersing agents. Surfactants, additional stabilizing agents or pH-adjusting agents (acids, bases or buffers) and anti-oxidants are particularly useful to provide stability to the formulation, for example, to minimize or avoid hydrolysis of ester and amide linkages that may be present in the compound. These formulations may be rendered sterile by use of a sterile injectable medium, a sterilizing agent, filtration, irradiation, or heat. In one particular embodiment, the parenteral formulation comprises an aqueous cyclodextrin solution as the pharmaceutically acceptable carrier. Suitable cyclodextrins include cyclic molecules containing six or more α -D-glucopyranose units linked at the 1,4 positions by a linkages as in amylase, β -cyclodextrin or cycloheptaamylose. Exemplary cyclodextrins include cyclodextrin derivatives such as hydroxypropyl and sulfobutyl ether cyclodextrins such as hydroxypropyl- β -cyclodextrin and sulfobutyl ether β -cyclodextrin. Exemplary buffers for such formulations include carboxylic acid-based buffers such as citrate, lactate and maleate buffer solutions.

Compounds of the invention can also be administered transdermally using known transdermal delivery systems and excipients. For example, the compound can be admixed with permeation enhancers, such as propylene glycol, polyethylene glycol monolaurate, azacycloalkan-2-ones and the like, and incorporated into a patch or similar delivery system. Additional excipients including gelling agents, emulsifiers and buffers, may be used in such transdermal compositions if desired.

Secondary Agents

The compounds of the invention may be useful as the sole treatment of a disease or may be combined with one or more additional therapeutic agents in order to obtain the desired therapeutic effect. Thus, in one embodiment, pharmaceutical compositions of the invention contain other drugs that are co-administered with a compound of the invention.

For example, the composition may further comprise one or more drugs (also referred to as "secondary agents(s)"). Such therapeutic agents are well known in the art, and include adenosine receptor antagonists, α -adrenergic receptor antagonists, β_1 -adrenergic receptor antagonists, β_2 -adrenergic receptor agonists, dual-acting β -adrenergic receptor antagonist/ α_1 -receptor antagonists, advanced glycation end product breakers, aldosterone antagonists, aldosterone synthase inhibitors, aminopeptidase N inhibitors, androgens, angiotensin-converting enzyme inhibitors and dual-acting angiotensin-converting enzyme/neprilysin inhibitors, angiotensin-converting enzyme 2 activators and stimulators, angiotensin-II vaccines, anticoagulants, anti-diabetic agents, antidiarrheal agents, anti-
5 glaucoma agents, anti-lipid agents, antinociceptive agents, anti-thrombotic agents, AT₁ receptor antagonists and dual-acting AT₁ receptor antagonist/neprilysin inhibitors and multifunctional angiotensin receptor blockers, bradykinin receptor antagonists, calcium channel blockers, chymase inhibitors, digoxin, diuretics, dopamine agonists, endothelin converting enzyme inhibitors, endothelin receptor antagonists, HMG-CoA reductase
10 inhibitors, estrogens, estrogen receptor agonists and/or antagonists, monoamine reuptake inhibitors, muscle relaxants, natriuretic peptides and their analogs, natriuretic peptide clearance receptor antagonists, neprilysin inhibitors, nitric oxide donors, non-steroidal anti-inflammatory agents, N-methyl d-aspartate receptor antagonists, opioid receptor agonists, phosphodiesterase inhibitors, prostaglandin analogs, prostaglandin receptor agonists, renin
15 inhibitors, selective serotonin reuptake inhibitors, sodium channel blocker, soluble guanylate cyclase stimulators and activators, tricyclic antidepressants, vasopressin receptor antagonists, and combinations thereof. Specific examples of these agents are detailed herein.

Accordingly, in yet another aspect of the invention, a pharmaceutical composition
25 comprises a compound of the invention, a second active agent, and a pharmaceutically acceptable carrier. Third, fourth etc. active agents may also be included in the composition. In combination therapy, the amount of compound of the invention that is administered, as well as the amount of secondary agents, may be less than the amount typically administered in monotherapy.

30 Compounds of the invention may be physically mixed with the second active agent to form a composition containing both agents; or each agent may be present in separate and distinct compositions which are administered to the patient simultaneously or at separate times. For example, a compound of the invention can be combined with a second active

agent using conventional procedures and equipment to form a combination of active agents comprising a compound of the invention and a second active agent. Additionally, the active agents may be combined with a pharmaceutically acceptable carrier to form a pharmaceutical composition comprising a compound of the invention, a second active
5 agent and a pharmaceutically acceptable carrier. In this embodiment, the components of the composition are typically mixed or blended to create a physical mixture. The physical mixture is then administered in a therapeutically effective amount using any of the routes described herein.

Alternatively, the active agents may remain separate and distinct before
10 administration to the patient. In this embodiment, the agents are not physically mixed together before administration but are administered simultaneously or at separate times as separate compositions. Such compositions can be packaged separately or may be packaged together in a kit. When administered at separate times, the secondary agent will typically be administered less than 24 hours after administration of the compound of the invention,
15 ranging anywhere from concurrent with administration of the compound of the invention to about 24 hours post-dose. This is also referred to as sequential administration. Thus, a compound of the invention can be orally administered simultaneously or sequentially with another active agent using two tablets, with one tablet for each active agent, where sequential may mean being administered immediately after administration of the
20 compound of the invention or at some predetermined time later (for example, one hour later or three hours later). It is also contemplated that the secondary agent may be administered more than 24 hours after administration of the compound of the invention. Alternatively, the combination may be administered by different routes of administration, that is, one orally and the other by inhalation.

25 In one embodiment, the kit comprises a first dosage form comprising a compound of the invention and at least one additional dosage form comprising one or more of the secondary agents set forth herein, in quantities sufficient to carry out the methods of the invention. The first dosage form and the second (or third, etc.) dosage form together comprise a therapeutically effective amount of active agents for the treatment or prevention
30 of a disease or medical condition in a patient.

Secondary agent(s), when included, are present in a therapeutically effective amount such that they are typically administered in an amount that produces a therapeutically beneficial effect when co-administered with a compound of the invention.

The secondary agent can be in the form of a pharmaceutically acceptable salt, solvate, optically pure stereoisomer, and so forth. The secondary agent may also be in the form of a prodrug, for example, a compound having a carboxylic acid group that has been esterified. Thus, secondary agents listed herein are intended to include all such forms, and
5 are commercially available or can be prepared using conventional procedures and reagents.

In one embodiment, compounds of the invention are administered in combination with an adenosine receptor antagonist, representative examples of which include, but are not limited to, naxifylline, rolofylline, SLV-320, theophylline, and tonapofylline.

In one embodiment, compounds of the invention are administered in combination
10 with an α -adrenergic receptor antagonist, representative examples of which include, but are not limited to, doxazosin, prazosin, tamsulosin, and terazosin.

Compounds of the invention may also be administered in combination with a β_1 -adrenergic receptor antagonist (" β_1 -blockers"). Representative β_1 -blockers include, but are not limited to, acebutolol, alprenolol, amosulalol, arotinolol, atenolol, befunolol, betaxolol,
15 bevantolol, bisoprolol, bopindolol, bucindolol, bucumolol, bufetolol, bufuralol, bunitrolol, bupranolol, bubridine, butofilolol, carazolol, carteolol, carvedilol, celiprolol, cetamolol, cloranolol, dilevalol, epanolol, esmolol, indenolol, labetolol, levobunolol, mepindolol, metipranolol, metoprolol such as metoprolol succinate and metoprolol tartrate, moprolol, nadolol, nadoxolol, nebivalol, nipradilol, oxprenolol, penbutolol, perbutolol, pindolol,
20 practolol, pronethalol, propranolol, sotalol, sufinalol, talindol, tertatolol, tilisolol, timolol, toliprolol, xibenolol, and combinations thereof. In one particular embodiment, the β_1 -antagonist is selected from atenolol, bisoprolol, metoprolol, propranolol, sotalol, and combinations thereof. Typically, the β_1 -blocker will be administered in an amount sufficient to provide from about 2-900 mg per dose.

25 In one embodiment, compounds of the invention are administered in combination with a β_2 -adrenergic receptor agonist, representative examples of which include, but are not limited to, albuterol, bitolterol, fenoterol, formoterol, indacaterol, isoetharine, levalbuterol, metaproterenol, pirbuterol, salbutamol, salmefamol, salmeterol, terbutaline, vilanterol, and the like. Typically, the β_2 -adrenoreceptor agonist will be administered in an amount
30 sufficient to provide from about 0.05-500 μ g per dose.

In one embodiment, compounds of the invention are administered in combination with an advanced glycation end product (AGE) breaker, examples of which include, by way of illustration and not limitation, alagebrium (or ALT-711), and TRC4149.

In another embodiment, compounds of the invention are administered in combination with an aldosterone antagonist, representative examples of which include, but are not limited to, eplerenone, spironolactone, and combinations thereof. Typically, the aldosterone antagonist will be administered in an amount sufficient to provide from about
 5 5-300 mg per day.

In one embodiment, compounds of the invention are administered in combination with an aminopeptidase N or dipeptidyl peptidase III inhibitor, examples of which include, by way of illustration and not limitation, bestatin and PC18 (2-amino-4-methylsulfonyl butane thiol, methionine thiol).

10 Compounds of the invention can also be administered in combination with an angiotensin-converting enzyme (ACE) inhibitor. Representative ACE inhibitors include, but are not limited to, accupril, alacepril, benazepril, benazeprilat, captopril, ceranapril, cilazapril, delapril, enalapril, enalaprilat, fosinopril, fosinoprilat, imidapril, lisinopril, moexipril, monopril, moveltopril, pentopril, perindopril, quinapril, quinaprilat, ramipril,
 15 ramiprilat, saralasin acetate, spirapril, temocapril, trandolapril, zofenopril, and combinations thereof. In a particular embodiment, the ACE inhibitor is selected from: benazepril, captopril, enalapril, lisinopril, ramipril, and combinations thereof. Typically, the ACE inhibitor will be administered in an amount sufficient to provide from about 1-150 mg per day.

20 In another embodiment, compounds of the invention are administered in combination with a dual-acting angiotensin-converting enzyme/neprilysin (ACE/NEP) inhibitor, examples of which include, but are not limited to: AVE-0848 ((4*S*, 7*S*, 12*bR*)-7-[3-methyl-2(*S*)-sulfanylbutyramido]-6-oxo-1,2,3,4,6,7,8,12*b*-octahydropyrido[2,1-*a*][2]-benzazepine-4-carboxylic acid); AVE-7688 (ilepatril) and its parent compound; BMS-
 25 182657 (2-[2-oxo-3(*S*)-[3-phenyl-2(*S*)-sulfanylpropionamido]-2,3,4,5-tetrahydro-1*H*-1-benzazepin-1-yl]acetic acid); CGS-35601 (N-[1-[4-methyl-2(*S*)-sulfanylpentanamido]cyclopentylcarbonyl]-L-tryptophan); fasidotril; fasidotrilate; enalaprilat; ER-32935 ((3*R*, 6*S*, 9*aR*)-6-[3(*S*)-methyl-2(*S*)-sulfanylpentanamido]-5-oxoperhydrothiazolo[3,2-*a*]azepine-3-carboxylic acid); gempatrilat; MDL-101264
 30 ((4*S*, 7*S*, 12*bR*)-7-[2(*S*)-(2-morpholinoacetylthio)-3-phenylpropionamido]-6-oxo-1,2,3,4,6,7,8,12*b*-octahydropyrido[2,1-*a*][2]benzazepine-4-carboxylic acid); MDL-101287 ([4*S*-[4*α*, 7*α*(*R**), 12*bβ*]]-7-[2-(carboxymethyl)-3-phenylpropionamido]-6-oxo-1,2,3,4,6,7,8,12*b*-octahydropyrido[2,1-*a*][2]benzazepine-4-carboxylic acid); omapatrilat;

RB-105 (N-[2(*S*)-(mercaptomethyl)-3(*R*)-phenylbutyl]-L-alanine); sampatrilat; SA-898 ((2*R*,4*R*)-N-[2-(2-hydroxyphenyl)-3-(3-mercaptopropionyl)thiazolidin-4-ylcarbonyl]-L-phenylalanine); Sch-50690 (N-[1(*S*)-carboxy-2-[N2-(methanesulfonyl)-L-lysylamino]ethyl]-L-valyl-L-tyrosine); and combinations thereof, may also be included. In
5 one particular embodiment, the ACE/NEP inhibitor is selected from: AVE-7688, enalaprilat, fasidotril, fasidotrilate, omapatrilat, sampatrilat, and combinations thereof.

In one embodiment, compounds of the invention are administered in combination with an angiotensin-converting enzyme 2 (ACE2) activator or stimulator.

In one embodiment, compounds of the invention are administered in combination
10 with an angiotensin-II vaccine, examples of which include, but are not limited to ATR12181 and CYT006-AngQb.

In one embodiment, compounds of the invention are administered in combination with an anticoagulant, representative examples of which include, but are not limited to: coumarins such as warfarin; heparin; and direct thrombin inhibitors such as argatroban,
15 bivalirudin, dabigatran, and lepirudin.

In yet another embodiment, compounds of the invention are administered in combination with an anti-diabetic agent. Representative anti-diabetic agents include injectable drugs as well as orally effective drugs, and combinations thereof. Examples of injectable drugs include, but are not limited to, insulin and insulin derivatives. Examples
20 of orally effective drugs include, but are not limited to: biguanides such as metformin; glucagon antagonists; α -glucosidase inhibitors such as acarbose and miglitol; dipeptidyl peptidase IV inhibitors (DPP-IV inhibitors) such as alogliptin, denagliptin, linagliptin, saxagliptin, sitagliptin, and vildagliptin; meglitinides such as repaglinide; oxadiazolidinediones; sulfonylureas such as chlorpropamide, glimepiride, glipizide,
25 glyburide, and tolazamide; thiazolidinediones such as pioglitazone and rosiglitazone; and combinations thereof.

In another embodiment, compounds of the invention are administered in combination with antidiarrheal treatments. Representative treatment options include, but are not limited to, oral rehydration solutions (ORS), loperamide, diphenoxylate, and
30 bismuth subsalicylate.

In yet another embodiment, a compound of the invention is administered in combination with an anti-glaucoma agent. Representative anti-glaucoma agents include, but are not limited to: α -adrenergic agonists such as brimonidine; β_1 -adrenergic receptor

antagonists; topical β_1 -blockers such as betaxolol, levobunolol, and timolol; carbonic anhydrase inhibitors such as acetazolamide, brinzolamide, or dorzolamide; cholinergic agonists such as cevimeline and DMXB-anabaseine; epinephrine compounds; miotics such as pilocarpine; and prostaglandin analogs.

5 In yet another embodiment, compounds of the invention are administered in combination with an anti-lipid agent. Representative anti-lipid agents include, but are not limited to: cholesteryl ester transfer protein inhibitors (CETPs) such as anacetrapib, dalcetrapib, and torcetrapib; statins such as atorvastatin, fluvastatin, lovastatin, pravastatin, rosuvastatin and simvastatin; and combinations thereof.

10 In one embodiment, compounds of the invention are administered in combination with an anti-thrombotic agent. Representative anti-thrombotic agents include, but are not limited to: aspirin; anti-platelet agents such as clopidogrel, prasugrel, and ticlopidine; heparin, and combinations thereof.

 In one embodiment, compounds of the invention are administered in combination
15 with an AT_1 receptor antagonist, also known as angiotensin II type 1 receptor blockers (ARBs). Representative ARBs include, but are not limited to, abitesartan, azilsartan (e.g., azilsartan medoxomil), benzylosartan, candesartan, candesartan cilexetil, elisartan, embusartan, enoltasartan, eprosartan, EXP3174, fonsartan, forasartan, glycylosartan, irbesartan, isoteoline, losartan, medoximil, milfasartan, olmesartan (e.g., olmesartan
20 medoxomil), opomisartan, prazosartan, ripisartan, saprisartan, saralasin, sarmesin, TAK-591, tasosartan, telmisartan, valsartan, zolasartan, and combinations thereof. In a particular embodiment, the ARB is selected from azilsartan medoxomil, candesartan cilexetil, eprosartan, irbesartan, losartan, olmesartan medoxomil, irbesartan, saprisartan, tasosartan, telmisartan, valsartan, and combinations thereof. Exemplary salts and/or prodrugs include
25 candesartan cilexetil, eprosartan mesylate, losartan potassium salt, and olmesartan medoxomil. Typically, the ARB will be administered in an amount sufficient to provide from about 4-600 mg per dose, with exemplary daily dosages ranging from 20-320 mg per day.

 Compounds of the invention may also be administered in combination with a dual-
30 acting agent, such as an AT_1 receptor antagonist/neprilysin inhibitor (ARB/NEP) inhibitor, examples of which include, but are not limited to, compounds described in U.S. Publication Nos. 2008/0269305 and 2009/0023228, both to Allegritti et al. filed on April 23, 2008, such as the compound, 4'-{2-ethoxy-4-ethyl-5-[(*S*)-2-mercapto-4-

methylpentanoylamino)-methyl]imidazol-1-ylmethyl}-3'-fluorobiphenyl-2-carboxylic acid.

Compounds of the invention may also be administered in combination with multifunctional angiotensin receptor blockers as described in Kurtz & Klein (2009) *Hypertension Research* 32:826-834.

5 In one embodiment, compounds of the invention are administered in combination with a bradykinin receptor antagonist, for example, icatibant (HOE-140). It is expected that this combination therapy may present the advantage of preventing angioedema or other unwanted consequences of elevated bradykinin levels.

 In one embodiment, compounds of the invention are administered in combination
10 with a calcium channel blocker. Representative calcium channel blockers include, but are not limited to, amlodipine, anipamil, aranipine, barnidipine, bencyclane, benidipine, bepridil, clentiazem, cilnidipine, cinnarizine, diltiazem, efonidipine, elgodipine, etafenone, felodipine, fendiline, flunarizine, gallopamil, isradipine, lacidipine, lercanidipine, lidoflazine, lomerizine, manidipine, mibefradil, nicardipine, nifedipine, niguldipine,
15 niludipine, nilvadipine, nimodipine, nisoldipine, nitrendipine, nivaldipine, perhexiline, prenylamine, ryosidine, semotiadil, terodiline, tiapamil, verapamil, and combinations thereof. In a particular embodiment, the calcium channel blocker is selected from amlodipine, bepridil, diltiazem, felodipine, isradipine, lacidipine, nicardipine, nifedipine, niguldipine, niludipine, nimodipine, nisoldipine, ryosidine, verapamil, and combinations
20 thereof. Typically, the calcium channel blocker will be administered in an amount sufficient to provide from about 2-500 mg per dose.

 In one embodiment, compounds of the invention are administered in combination with a chymase inhibitor, such as TPC-806 and 2-(5-formylamino-6-oxo-2-phenyl-1,6-dihydropyrimidine-1-yl)-N-[{3,4-dioxo-1-phenyl-7-(2-pyridyloxy)}-2-heptyl]acetamide
25 (NK3201).

 In one embodiment, compounds of the invention are administered in combination with a diuretic. Representative diuretics include, but are not limited to: carbonic anhydrase inhibitors such as acetazolamide and dichlorphenamide; loop diuretics, which include sulfonamide derivatives such as acetazolamide, ambuside, azosernide, bumetanide,
30 butazolamide, chloraminophenamide, clofenamide, clopamide, clorexolone, disulfamide, ethoxolamide, furosemide, mefruside, methazolamide, piretanide, torsemide, tripamide, and xipamide, as well as non-sulfonamide diuretics such as ethacrynic acid and other phenoxyacetic acid compounds such as tienilic acid, indacrinone and quincarbate; osmotic

diuretics such as mannitol; potassium-sparing diuretics, which include aldosterone antagonists such as spironolactone, and Na⁺ channel inhibitors such as amiloride and triamterene; thiazide and thiazide-like diuretics such as althiazide, bendroflumethiazide, benzylhydrochlorothiazide, benzthiazide, buthiazide, chlorthalidone, chlorothiazide, cyclopenthiazide, cyclothiazide, epithiazide, ethiazide, fenquizone, flumethiazide, hydrochlorothiazide, hydroflumethiazide, indapamide, methylclothiazide, meticrane, metolazone, paraflutizide, polythiazide, quinethazone, teclothiazide, and trichloromethiazide; and combinations thereof. In a particular embodiment, the diuretic is selected from amiloride, bumetanide, chlorothiazide, chlorthalidone, dichlorphenamide, ethacrynic acid, furosemide, hydrochlorothiazide, hydroflumethiazide, indapamide, methylclothiazide, metolazone, torsemide, triamterene, and combinations thereof. The diuretic will be administered in an amount sufficient to provide from about 5-50 mg per day, more typically 6-25 mg per day, with common dosages being 6.25 mg, 12.5 mg or 25 mg per day.

Compounds of the invention may also be administered in combination with an endothelin converting enzyme (ECE) inhibitor, examples of which include, but are not limited to, phosphoramidon, CGS 26303, and combinations thereof.

In a particular embodiment, compounds of the invention are administered in combination with an endothelin receptor antagonist. Representative endothelin receptor antagonists include, but are not limited to: selective endothelin receptor antagonists that affect endothelin A receptors, such as avosentan, ambrisentan, atrasentan, BQ-123, clazosentan, darusentan, sitaxentan, and zibotentan; and dual endothelin receptor antagonists that affect both endothelin A and B receptors, such as bosentan, macitentan, tezosentan).

In yet another embodiment, a compound of the invention is administered in combination with one or more HMG-CoA reductase inhibitors, which are also known as statins. Representative statins include, but are not limited to, atorvastatin, fluvastatin, lovastatin, pitavastatin, pravastatin, rosuvastatin and simvastatin.

In one embodiment, compounds of the invention are administered in combination with a monoamine reuptake inhibitor, examples of which include, by way of illustration and not limitation, norepinephrine reuptake inhibitors such as atomoxetine, bupropion and the bupropion metabolite hydroxybupropion, maprotiline, reboxetine, and viloxazine; selective serotonin reuptake inhibitors (SSRIs) such as citalopram and the citalopram

metabolite desmethylcitalopram, dapoxetine, escitalopram (e.g., escitalopram oxalate), fluoxetine and the fluoxetine desmethyl metabolite norfluoxetine, fluvoxamine (e.g., fluvoxamine maleate), paroxetine, sertraline and the sertraline metabolite demethylsertraline; dual serotonin-norepinephrine reuptake inhibitors (SNRIs) such as
 5 bicifadine, duloxetine, milnacipran, nefazodone, and venlafaxine; and combinations thereof.

In another embodiment, compounds of the invention are administered in combination with a muscle relaxant, examples of which include, but are not limited to: carisoprodol, chlorzoxazone, cyclobenzaprine, diflunisal, metaxalone, methocarbamol, and
 10 combinations thereof.

In one embodiment, compounds of the invention are administered in combination with a natriuretic peptide or analog, examples of which include but are not limited to: carperitide, CD-NP (Nile Therapeutics), CU-NP, nesiritide, PL-3994 (Palatin Technologies, Inc.), ularitide, cenderitide, and compounds described in Ogawa et al (2004)
 15 *J. Biol. Chem.* 279:28625-31. These compounds are also referred to as natriuretic peptide receptor-A (NPR-A) agonists. In another embodiment, compounds of the invention are administered in combination with a natriuretic peptide clearance receptor (NPR-C) antagonist such as SC-46542, cANF (4-23), and AP-811 (Veale (2000) *Bioorg Med Chem Lett* 10:1949-52). For example, AP-811 has shown synergy when combined with the NEP
 20 inhibitor, thiorphan (Wegner (1995) *Clin. Exper. Hypert.* 17:861-876).

In another embodiment, compounds of the invention are administered in combination with a neprilysin (NEP) inhibitor. Representative NEP inhibitors include, but are not limited to: AHU-377; candoxatril; candoxatrilat; dexecadotril ((+)-N-[2(R)-(acetylthiomethyl)-3-phenylpropionyl]glycine benzyl ester); CGS-24128 (3-[3-(biphenyl-
 25 4-yl)-2-(phosphonomethylamino)propionamido]propionic acid); CGS-24592 ((S)-3-[3-(biphenyl-4-yl)-2-(phosphonomethylamino)propionamido]propionic acid); CGS-25155 (N-[9(R)-(acetylthiomethyl)-10-oxo-1-azacyclodecan-2(S)-ylcarbonyl]-4(R)-hydroxy-L-proline benzyl ester); 3-(1-carbamoylcyclohexyl)propionic acid derivatives described in WO 2006/027680 to Hepworth et al. (Pfizer Inc.); JMV-390-1 (2(R)-benzyl-3-(N-
 30 hydroxycarbamoyl)propionyl-L-isoleucyl-L-leucine); ecadotril; phosphoramidon; retrothiorphan; RU-42827 (2-(mercaptomethyl)-N-(4-pyridinyl)benzenepropionamide); RU-44004 (N-(4-morpholinyl)-3-phenyl-2-(sulfanylmethyl)propionamide); SCH-32615 ((S)-N-[N-(1-carboxy-2-phenylethyl)-L-phenylalanyl]-β-alanine) and its prodrug SCH-

34826 ((*S*)-N-[N-[1-[(2,2-dimethyl-1,3-dioxolan-4-yl)methoxy]carbonyl]-2-phenylethyl]-L-phenylalanyl]-β-alanine); sialorphan; SCH-42495 (N-[2(*S*)-(acetylsulfanylmethyl)-3-(2-methylphenyl)propionyl]-L-methionine ethyl ester); spinorphan; SQ-28132 (N-[2-(mercaptomethyl)-1-oxo-3-phenylpropyl]leucine); SQ-28603 (N-[2-(mercaptomethyl)-1-oxo-3-phenylpropyl]-β-alanine); SQ-29072 (7-[[2-(mercaptomethyl)-1-oxo-3-phenylpropyl]amino]heptanoic acid); thiorphan and its prodrug racecadotril; UK-69578 (cis-4-[[[1-[2-carboxy-3-(2-methoxyethoxy)propyl]cyclopentyl]carbonyl]amino]cyclohexanecarboxylic acid); UK-447,841 (2-{1-[3-(4-chlorophenyl)propylcarbamoyl]-cyclopentylmethyl}-4-methoxybutyric acid); UK-505,749 ((*R*)-2-methyl-3-{1-[3-(2-methylbenzothiazol-6-yl)propylcarbamoyl]cyclopentyl}propionic acid); 5-biphenyl-4-yl-4-(3-carboxypropionylamino)-2-methylpentanoic acid and 5-biphenyl-4-yl-4-(3-carboxypropionylamino)-2-methylpentanoic acid ethyl ester (WO 2007/056546); daglutril [(3*S*,2'*R*)-3-{1-[2'-(ethoxycarbonyl)-4'-phenylbutyl]-cyclopentan-1-carbonylamino}-2,3,4,5-tetrahydro-2-oxo-1*H*-1-benzazepine-1-acetic acid] described in WO 2007/106708 to Khder et al. (Novartis AG); and combinations thereof. In a particular embodiment, the NEP inhibitor is selected from AHU-377, candoxatril, candoxatrilat, CGS-24128, phosphoramidon, SCH-32615, SCH-34826, SQ-28603, thiorphan, and combinations thereof. In a particular embodiment, the NEP inhibitor is a compound such as daglutril or CGS-26303 ([N-[2-(biphenyl-4-yl)-1(*S*)-(1*H*-tetrazol-5-yl)ethyl]amino]methylphosphonic acid), which have activity both as inhibitors of the endothelin converting enzyme (ECE) and of NEP. Other dual acting ECE/NEP compounds can also be used. The NEP inhibitor will be administered in an amount sufficient to provide from about 20-800 mg per day, with typical daily dosages ranging from 50-700 mg per day, more commonly 100-600 or 100-300 mg per day.

In one embodiment, compounds of the invention are administered in combination with a nitric oxide donor, examples of which include, but are not limited to nicorandil; organic nitrates such as pentaerythritol tetranitrate; and sydnonimines such as linsidomine and molsidomine.

In yet another embodiment, compounds of the invention are administered in combination with a non-steroidal anti-inflammatory agent (NSAID). Representative NSAIDs include, but are not limited to: acemetacin, acetyl salicylic acid, alclofenac, alminoprofen, amfenac, amiprilose, amoxiprin, anirolac, apazone, azapropazone, benorilate, benoxaprofen, bezpiperylon, broperamole, bucloxic acid, carprofen, clidanac,

diclofenac, diflunisal, diftalone, enolicam, etodolac, etoricoxib, fenbufen, fenclofenac, fenclozic acid, fenoprofen, fentiazac, feprazone, flufenamic acid, flufenisal, fluprofen, flurbiprofen, furofenac, ibufenac, ibuprofen, indomethacin, indoprofen, isoxepac, isoxicam, ketoprofen, ketorolac, lofemizole, lornoxicam, meclofenamate, meclofenamic acid, mefenamic acid, meloxicam, mesalamine, miroprofen, mofebutazone, nabumetone, naproxen, niflumic acid, oxaprozin, oxpinac, oxyphenbutazone, phenylbutazone, piroxicam, pirprofen, pranoprofen, salsalate, sudoxicam, sulfasalazine, sulindac, suprofen, tenoxicam, tiopinac, tiaprofenic acid, tioxaprofen, tolfenamic acid, tolmetin, triflumidate, zidometacin, zomepirac, and combinations thereof. In a particular embodiment, the NSAID is selected from etodolac, flurbiprofen, ibuprofen, indomethacin, ketoprofen, ketorolac, meloxicam, naproxen, oxaprozin, piroxicam, and combinations thereof.

In one embodiment, compounds of the invention are administered in combination with an N-methyl d-aspartate (NMDA) receptor antagonist, examples of which include, by way of illustration and not limitation, including amantadine, dextromethorphan, dextropropoxyphene, ketamine, ketobemidone, memantine, methadone, and so forth.

In still another embodiment, compounds of the invention are administered in combination with an opioid receptor agonist (also referred to as opioid analgesics). Representative opioid receptor agonists include, but are not limited to: buprenorphine, butorphanol, codeine, dihydrocodeine, fentanyl, hydrocodone, hydromorphone, levallorphan, levorphanol, meperidine, methadone, morphine, nalbuphine, nalmeferine, nalorphine, naloxone, naltrexone, nalorphine, oxycodone, oxymorphone, pentazocine, propoxyphene, tramadol, and combinations thereof. In certain embodiments, the opioid receptor agonist is selected from codeine, dihydrocodeine, hydrocodone, hydromorphone, morphine, oxycodone, oxymorphone, tramadol, and combinations thereof.

In a particular embodiment, compounds of the invention are administered in combination with a phosphodiesterase (PDE) inhibitor, particularly a PDE-V inhibitor. Representative PDE-V inhibitors include, but are not limited to, avanafil, lodenafil, mirodenafil, sildenafil (Revatio[®]), tadalafil (Adcirca[®]), vardenafil (Levitra[®]), and udenafil.

In another embodiment, compounds of the invention are administered in combination with a prostaglandin analog (also referred to as prostanoids or prostacyclin analogs). Representative prostaglandin analogs include, but are not limited to, beraprost sodium, bimatoprost, epoprostenol, iloprost, latanoprost, tafluprost, travoprost, and treprostinil, with bimatoprost, latanoprost, and tafluprost being of particular interest.

In yet another embodiment, compounds of the invention are administered in combination with a prostaglandin receptor agonist, examples of which include, but are not limited to, bimatoprost, latanoprost, travoprost, and so forth.

Compounds of the invention may also be administered in combination with a renin
5 inhibitor, examples of which include, but are not limited to, aliskiren, enalkiren, remikiren, and combinations thereof.

In another embodiment, compounds of the invention are administered in combination with a selective serotonin reuptake inhibitor (SSRI). Representative SSRIs include, but are not limited to: citalopram and the citalopram metabolite
10 desmethylocitalopram, dapoxetine, escitalopram (e.g., escitalopram oxalate), fluoxetine and the fluoxetine desmethyl metabolite norfluoxetine, fluvoxamine (e.g., fluvoxamine maleate), paroxetine, sertraline and the sertraline metabolite demethylsertraline, and combinations thereof.

In one embodiment, compounds of the invention are administered in combination
15 with a 5-HT_{1D} serotonin receptor agonist, examples of which include, by way of illustration and not limitation, triptans such as almotriptan, avitriptan, eletriptan, frovatriptan, naratriptan rizatriptan, sumatriptan, and zolmitriptan.

In one embodiment, compounds of the invention are administered in combination with a sodium channel blocker, examples of which include, by way of illustration and not
20 limitation, carbamazepine, fosphenytoin, lamotrigine, lidocaine, mexiletine, oxcarbazepine, phenytoin, and combinations thereof.

In one embodiment, compounds of the invention are administered in combination with a soluble guanylate cyclase stimulator or activator, examples of which include, but are not limited to ataciguat, riociguat, and combinations thereof.

25 In one embodiment, compounds of the invention are administered in combination with a tricyclic antidepressant (TCA), examples of which include, by way of illustration and not limitation, amitriptyline, amitriptylinoxide, butriptyline, clomipramine, demexiptiline, desipramine, dibenzepin, dimetacrine, dosulepin, doxepin, imipramine, imipraminoxide, lofepramine, melitracen, metapramine, nitroxazepine, nortriptyline,
30 noxiptiline, pipofezine, propizepine, protriptyline, quinupramine, and combinations thereof.

In one embodiment, compounds of the invention are administered in combination with a vasopressin receptor antagonist, examples of which include, by way of illustration

and not limitation, conivaptan and tolvaptan.

Combined secondary therapeutic agents may also be helpful in further combination therapy with compounds of the invention. For example, compounds of the invention can be combined with a diuretic and an ARB, or a calcium channel blocker and an ARB, or a diuretic and an ACE inhibitor, or a calcium channel blocker and a statin. Specific examples include, a combination of the ACE inhibitor enalapril (in the maleate salt form) and the diuretic hydrochlorothiazide, which is sold under the mark Vaseretic[®], or a combination of the calcium channel blocker amlodipine (in the besylate salt form) and the ARB olmesartan (in the medoxomil prodrug form), or a combination of a calcium channel blocker and a statin, all may also be used with the compounds of the invention. Other therapeutic agents such as α_2 -adrenergic receptor agonists and vasopressin receptor antagonists may also be helpful in combination therapy. Exemplary α_2 -adrenergic receptor agonists include clonidine, dexmedetomidine, and guanfacine.

The following formulations illustrate representative pharmaceutical compositions of the invention.

Exemplary Hard Gelatin Capsules For Oral Administration

A compound of the invention (50 g), 440 g spray-dried lactose and 10 g magnesium stearate are thoroughly blended. The resulting composition is then loaded into hard gelatin capsules (500 mg of composition per capsule). Alternately, a compound of the invention (20 mg) is thoroughly blended with starch (89 mg), microcrystalline cellulose (89 mg) and magnesium stearate (2 mg). The mixture is then passed through a No. 45 mesh U.S. sieve and loaded into a hard gelatin capsule (200 mg of composition per capsule).

Alternately, a compound of the invention (30 g), a secondary agent (20 g), 440 g spray-dried lactose and 10 g magnesium stearate are thoroughly blended, and processed as described above.

Exemplary Gelatin Capsule Formulation For Oral Administration

A compound of the invention (100 mg) is thoroughly blended with polyoxyethylene sorbitan monooleate (50 mg) and starch powder (250 mg). The mixture is then loaded into a gelatin capsule (400 mg of composition per capsule). Alternately, a compound of the invention (70 mg) and a secondary agent (30 mg) are thoroughly blended with polyoxyethylene sorbitan monooleate (50 mg) and starch powder (250 mg), and the resulting mixture loaded into a gelatin capsule (400 mg of composition per capsule).

Alternately, a compound of the invention (40 mg) is thoroughly blended with

microcrystalline cellulose (Avicel PH 103; 259.2 mg) and magnesium stearate (0.8 mg). The mixture is then loaded into a gelatin capsule (Size #1, White, Opaque) (300 mg of composition per capsule).

Exemplary Tablet Formulation For Oral Administration

5 A compound of the invention (10 mg), starch (45 mg) and microcrystalline cellulose (35 mg) are passed through a No. 20 mesh U.S. sieve and mixed thoroughly. The granules so produced are dried at 50-60 °C and passed through a No. 16 mesh U.S. sieve. A solution of polyvinylpyrrolidone (4 mg as a 10 % solution in sterile water) is mixed with sodium carboxymethyl starch (4.5 mg), magnesium stearate (0.5 mg), and talc (1 mg), and
10 this mixture is then passed through a No. 16 mesh U.S. sieve. The sodium carboxymethyl starch, magnesium stearate and talc are then added to the granules. After mixing, the mixture is compressed on a tablet machine to afford a tablet weighing 100 mg.

Alternately, a compound of the invention (250 mg) is thoroughly blended with microcrystalline cellulose (400 mg), silicon dioxide fumed (10 mg), and stearic acid (5
15 mg). The mixture is then compressed to form tablets (665 mg of composition per tablet).

Alternately, a compound of the invention (400 mg) is thoroughly blended with cornstarch (50 mg), croscarmellose sodium (25 mg), lactose (120 mg), and magnesium stearate (5 mg). The mixture is then compressed to form a single-scored tablet (600 mg of composition per tablet).

20 Alternately, a compound of the invention (100 mg) is thoroughly blended with cornstarch (100 mg) with an aqueous solution of gelatin (20 mg). The mixture is dried and ground to a fine powder. Microcrystalline cellulose (50 mg) and magnesium stearate (5 mg) are then admixed with the gelatin formulation, granulated and the resulting mixture compressed to form tablets (100 mg of the compound of the invention per tablet).

25 *Exemplary Suspension Formulation For Oral Administration*

The following ingredients are mixed to form a suspension containing 100 mg of the compound of the invention per 10 mL of suspension:

| Ingredients | Amount |
|---|---------|
| Compound of the invention | 1.0 g |
| Fumaric acid | 0.5 g |
| Sodium chloride | 2.0 g |
| Methyl paraben | 0.15 g |
| Propyl paraben | 0.05 g |
| Granulated sugar | 25.5 g |
| Sorbitol (70% solution) | 12.85 g |
| Veegum [®] K (magnesium aluminum silicate) | 1.0 g |

| Ingredients | Amount |
|-----------------|----------------|
| Flavoring | 0.035 mL |
| Colorings | 0.5 mg |
| Distilled water | q.s. to 100 mL |

Exemplary Liquid Formulation For Oral Administration

A suitable liquid formulation is one with a carboxylic acid-based buffer such as citrate, lactate and maleate buffer solutions. For example, a compound of the invention
5 (which may be pre-mixed with DMSO) is blended with a 100 mM ammonium citrate buffer and the pH adjusted to pH 5, or is blended with a 100 mM citric acid solution and the pH adjusted to pH 2. Such solutions may also include a solubilizing excipient such as a cyclodextrin, for example the solution may include 10 wt% hydroxypropyl- β -cyclodextrin.

Other suitable formulations include a 5% NaHCO₃ solution, with or without
10 cyclodextrin.

Exemplary Injectable Formulation For Administration By Injection

A compound of the invention (0.2 g) is blended with 0.4 M sodium acetate buffer solution (2.0 mL). The pH of the resulting solution is adjusted to pH 4 using 0.5 N aqueous hydrochloric acid or 0.5 N aqueous sodium hydroxide, as necessary, and then
15 sufficient water for injection is added to provide a total volume of 20 mL. The mixture is then filtered through a sterile filter (0.22 micron) to provide a sterile solution suitable for administration by injection.

Exemplary Compositions For Administration By Inhalation

A compound of the invention (0.2 mg) is micronized and then blended with lactose
20 (25 mg). This blended mixture is then loaded into a gelatin inhalation cartridge. The contents of the cartridge are administered using a dry powder inhaler, for example.

Alternately, a micronized compound of the invention (10 g) is dispersed in a solution prepared by dissolving lecithin (0.2 g) in demineralized water (200 mL). The resulting suspension is spray dried and then micronized to form a micronized composition
25 comprising particles having a mean diameter less than about 1.5 μ m. The micronized composition is then loaded into metered-dose inhaler cartridges containing pressurized 1,1,1,2-tetrafluoroethane in an amount sufficient to provide about 10 μ g to about 500 μ g of the compound of the invention per dose when administered by the inhaler.

Alternately, a compound of the invention (25 mg) is dissolved in citrate buffered
30 (pH 5) isotonic saline (125 mL). The mixture is stirred and sonicated until the compound is dissolved. The pH of the solution is checked and adjusted, if necessary, to pH 5 by

slowly adding aqueous 1 N NaOH. The solution is administered using a nebulizer device that provides about 10 µg to about 500 µg of the compound of the invention per dose.

EXAMPLES

The following Preparations and Examples are provided to illustrate specific
5 embodiments of the invention. These specific embodiments, however, are not intended to limit the scope of the invention in any way unless specifically indicated.

The following abbreviations have the following meanings unless otherwise indicated and any other abbreviations used herein and not defined have their standard, generally accepted meaning:

| | | |
|----|---------------------------------------|---|
| 10 | AcOH | acetic acid |
| | BF ₃ •OEt ₂ | boron trifluoride-diethyl ether complex |
| | Boc | <i>t</i> -butoxycarbonyl (-C(O)OC(CH ₃) ₃) |
| | CDI | <i>N,N'</i> -carbonyldiimidazole |
| | DCC | dicyclohexylcarbodiimide |
| 15 | DCM | dichloromethane or methylene chloride |
| | DIPEA | <i>N,N</i> -diisopropylethylamine |
| | DMAP | 4-dimethylaminopyridine |
| | DMF | <i>N,N</i> -dimethylformamide |
| | EDCI | <i>N</i> -(3-dimethylaminopropyl)- <i>N'</i> -ethylcarbodiimide |
| 20 | Et ₃ N | triethylamine |
| | Et ₂ O | diethyl ether |
| | EtOAc | ethyl acetate |
| | EtOH | ethanol |
| 25 | HATU | <i>N,N,N',N'</i> -tetramethyl-O-(7-azabenzotriazol-1-yl)uronium hexafluorophosphate |
| | HEPES | 4-(2-hydroxyethyl)-1-piperazineethanesulfonic acid |
| | HOBt | 1-hydroxybenzotriazole |
| | LAH | lithium aluminium hydride |
| | LiHMDS | lithium hexamethyl disilazide |
| 30 | Mca | (7-methoxycoumarin-4-yl)acyl |
| | MeCN | acetonitrile |
| | MeOH | methanol |
| | Pd(dppf) ₂ Cl ₂ | 1,1-bis(diphenylphosphino) ferrocene palladium |

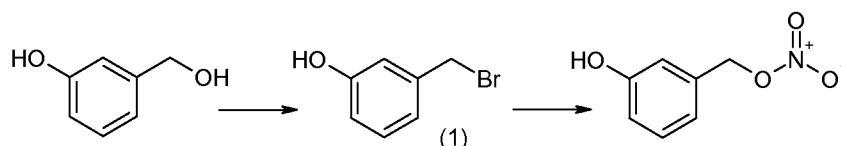
| | | |
|---|----------|---------------------------------------|
| | | chloride |
| | TBDMS | <i>t</i> -Butyldimethylsilyl |
| | TBDMS-Cl | <i>t</i> -Butyldimethylsilyl chloride |
| | TFA | trifluoroacetic acid |
| 5 | THF | tetrahydrofuran |

Unless noted otherwise, all materials, such as reagents, starting materials and solvents, were purchased from commercial suppliers (such as Sigma-Aldrich, Fluka Riedel-de Haën, and the like) and were used without further purification.

Reactions were run under nitrogen atmosphere, unless noted otherwise. The progress of reactions were monitored by thin layer chromatography (TLC), analytical high performance liquid chromatography (anal. HPLC), and mass spectrometry, the details of which are given in specific examples. Solvents used in analytical HPLC were as follows: solvent A was 98% H₂O/2% MeCN /1.0 mL/L TFA; solvent B was 90% MeCN/10% H₂O/1.0 mL/L TFA.

Reactions were worked up as described specifically in each preparation for example; commonly reaction mixtures were purified by extraction and other purification methods such as temperature-, and solvent-dependent crystallization, and precipitation. In addition, reaction mixtures were routinely purified by preparative HPLC, typically using Microsorb C18 and Microsorb BDS column packings and conventional eluents. Progress of reactions was typically measured by liquid chromatography mass spectrometry (LCMS). Characterization of isomers were done by Nuclear Overhauser effect spectroscopy (NOE). Characterization of reaction products was routinely carried out by mass and ¹H-NMR spectrometry. For NMR measurement, samples were dissolved in deuterated solvent (CD₃OD, CDCl₃, or DMSO-*d*₆), and ¹H-NMR spectra were acquired with a Varian Gemini 2000 instrument (400 MHz) under standard observation conditions. Mass spectrometric identification of compounds was typically conducted using an electrospray ionization method (ESMS) with an Applied Biosystems (Foster City, CA) model API 150 EX instrument or an Agilent (Palo Alto, CA) model 1200 LC/MSD instrument.

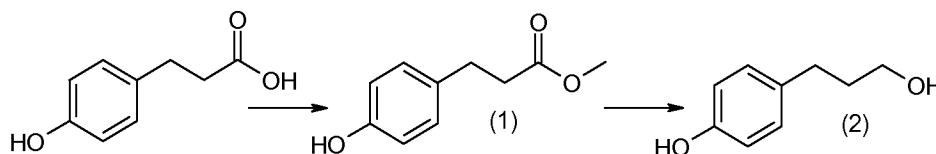
Preparation 1

3-Nitrooxymethylphenol

To a solution of 3-(hydroxymethyl)phenol (2.5 g, 20.1 mmol) in dry DCM (50 mL) was added PBr₃ (6.5 g, 24.1 mmol) at 0°C under nitrogen. The mixture was stirred for 30 minutes, then washed with saturated aqueous NaHCO₃ (10 mL). The organic layer was washed with saturated aqueous NaCl (2x10 mL), dried over anhydrous Na₂SO₄, and concentrated *in vacuo* to yield Compound 1 (2.8 g) as a yellow solid. ¹H NMR: (CDCl₃) 4.431 (s, 2H), 6.747-6.786 (m, 1H), 6.869 (t, *J* = 2.1 Hz, 1H), 6.957 (d, *J* = 7.8 Hz, 1H), 7.231 (t, *J* = 7.8 Hz, 1H).

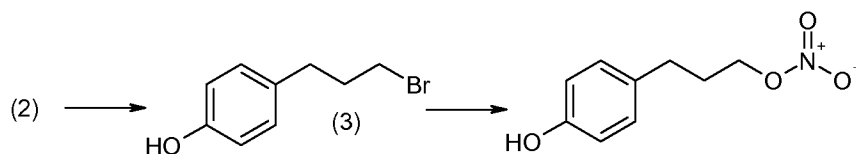
To a suspension of Compound 1 (2.77 g, 14.8 mol) in CH₃CN (40 mL) was added AgNO₃ (3.6 g, 21.2 mmol) at 0°C under nitrogen, and the mixture was kept away from light. The mixture was stirred for 3 hours, then filtered. The precipitated solids were filtered off and washed with Et₂O (3x20mL). The filtrate was concentrated *in vacuo*. The residue was dissolved in DCM (30 mL) and washed with saturated aqueous NaCl (20 mL). The aqueous phase was extracted with DCM (2x20 mL). The combined organic solution was dried over anhydrous Na₂SO₄ and concentrated under vacuum. The crude product was purified with silica gel chromatography (hexanes:EtOAc=20:1) to yield the title compound (1.7 g) as a yellow oil. ¹H NMR: (CDCl₃) 5.123-5.317 (bs, 1H), 5.376 (s, 2H), 6.856-6.874 (m, 2H), 6.964 (d, *J* = 7.5 Hz, 1H), 7.244-7.299 (m, 1H).

Preparation 2

4-(3-Nitrooxypropyl)phenol

To a solution of 3-(4-hydroxyphenyl)propionic acid (20 mg, 120 mmol) in MeOH (300 mL) was added SOCl₂ (28.6 g, 240 mmol) at 0°C under nitrogen. The resulting mixture was stirred overnight then concentrated *in vacuo*. The residue was dissolved in EtOAc (50 mL) and washed with saturated aqueous NaHCO₃ (2x50 mL). The organic layer was dried over Na₂SO₄ and concentrated *in vacuo* to yield Compound 1 as a red oil

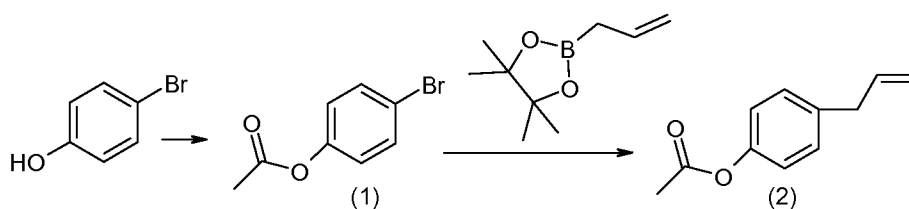
(21.2 g). A solution of Compound 1 (19 g, 106 mmol) in dry THF (200 mL) was slowly added to a suspension of LAH (6 g, 158 mmol) in dry THF (200 mL) at 0°C under nitrogen. The mixture was allowed to reach room temperature and was then stirred for 2 hours. Then water (6 mL) and 15% aqueous NaOH (24 mL) were added. Additional water
 5 (6 mL) was added to quench the reaction. The solids were filtered and the filter cake was washed with EtOAc several times. The combined organic layers were dried over Na₂SO₄ and concentrated *in vacuo*. The residue was purified by column chromatography (hexanes:EtOAc 8:1~5:1~2:1) to yield Compound 2 as a yellow oil (10 g).



10 To a solution of Compound 2 (10 g, 65.7 mmol) in dry DCM (100 mL) was added PBr₃ (21.4 g, 78.8 mmol) dropwise at 0°C under nitrogen. The resulting mixture was stirred for 1 hour then washed with water (2x100 mL) and saturated aqueous NaHCO₃ (100 mL). The organic layer was dried over Na₂SO₄ and concentrated *in vacuo* to yield crude compound 1 as a yellow oil (7.8 g). A portion of the crude material (6.8 g) was purified by
 15 column chromatography (hexanes:EtOAc 10:1) to yield Compound 3 as a colorless oil (5 g.). To a solution of Compound 3 (3 g, 13.9 mmol) in MeCN (30 mL) was added AgNO₃ (2.8 g, 16.7 mmol). The resulting mixture was stirred at 0°C for 5 hours (dark) under nitrogen. After cooling, the mixture was filtered and diluted with EtOAc (30 mL). The organic layer was washed with water and saturated aqueous NaCl, dried, and evaporated.
 20 The remaining residue was purified by column chromatography (hexanes:EtOAc 15:1) to yield the title compound as a yellow oil (1.7 g).

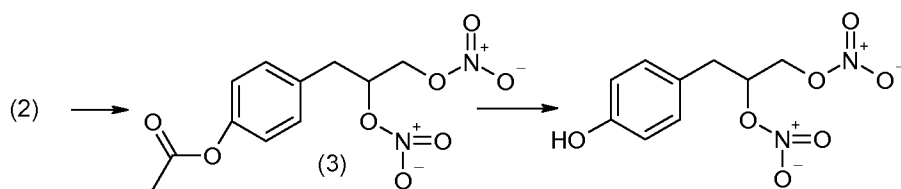
Preparation 3

4-(2,3-Bis-nitrooxypropyl)phenol



25 A mixture of 4-bromophenol (2 g, 11.6 mmol) and Et₃N (2.3 g, 23.2 mmol) in DCM (20 mL) was cooled to 0°C. Acetyl chloride (1 g, 12.7 mmol) was then added dropwise at 0°C and the resulting mixture was stirred for 1 hour. The mixture was then

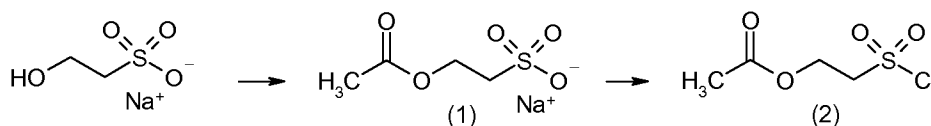
diluted with DCM, washed with saturated aqueous NH_4Cl (2x30 mL), aqueous NaHCO_3 (2x30 mL), and saturated aqueous NaCl (30 mL), then dried and concentrated to yield crude Compound 1 as a brown oil (2.3 g). To a solution of crude Compound 1 (1 g, 4.6 mmol) in 1,4-dioxane (15 mL) was added 2-allyl-4,4,5,5-tetramethyl-[1,3,2]dioxaborolane (940 mg, 5.6 mmol) and $\text{Pd}(\text{dppf})_2\text{Cl}_2$ (10 mg). A solution of K_2CO_3 (1.3 g, 9.2 mmol) in water (1.5 mL) was added and the resulting mixture was refluxed under nitrogen overnight. The 1,4-dioxane was removed *in vacuo*. The residue was dissolved in water (20 mL) and extracted with EtOAc (2x20 mL). The combined organic layers were dried, purified by column chromatography (hexanes:EtOAc 50:1) to yield Compound 2 as a colorless oil (550 mg).



AgNO_3 (232 mg, 1.4 mmol) was added to a solution of Compound 2 (200 mg, 1.1 mol) in MeCN (20 mL). A solution of I_2 (365 mg, 1.4 mmol) in MeCN (20 mL) was then added at -15°C . the mixture was stirred at room temperature for 2 hours, then another portion of AgNO_3 (232 mg, 1.4 mmol) was added to the mixture. The resulting mixture was refluxed overnight. The solids were filtered off. The filtrate was concentrated and purified by column chromatography (hexanes:EtOAc 10:1) to yield Compound 3 as a yellow oil (230 mg). To a solution of Compound 3 (230 mg, 766 mmol) in MeCN (5 mL) was added pyrrolidine (218 mg, 3 mmol) at 0°C under nitrogen. The resulting mixture was stirred for 5 hours then concentrated *in vacuo*. The residue was dissolved in EtOAc (5 mL). The organic layer was washed with 1M HCl and saturated aqueous NaCl, dried, and evaporated. The product was purified by column chromatography (hexanes:EtOAc=15:1) to yield the title compound as a yellow oil (120 mg).

Preparation 4

25 2-Hydroxyethanesulfonic Acid Hydroxyamide

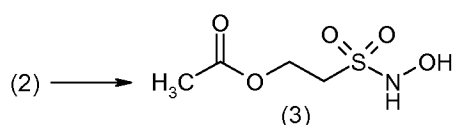


To a solution of sodium 2-hydroxyethanesulfonate (50 g, 338 mmol) in pyridine (300 mL) was added acetyl chloride (31.8 g, 405 mmol) dropwise at 0°C under nitrogen.

The mixture was stirred overnight at room temperature. The mixture was then concentrated and water (250 mL) was added, followed by extraction with EtOAc (3x150 mL). The aqueous solution was concentrated to yield Compound 1 (49 g) as a red oil.

To a suspension of Compound 1 (49 g, 258 mmol) in DMF (500mL) was added
 5 sulfonyl chloride (153.3 g, 1.3 mol) dropwise at 0°C under nitrogen. The mixture was stirred overnight at room temperature. The mixture was then poured into ice water (500 mL) and extracted with EtOAc (3x250 mL). The combined organic layers were washed with 1N HCl (250 mL) and saturated aqueous NaCl (250 mL), dried over NaSO₄ and concentrated to yield Compound 2 (28 g) as a brown oil.

10

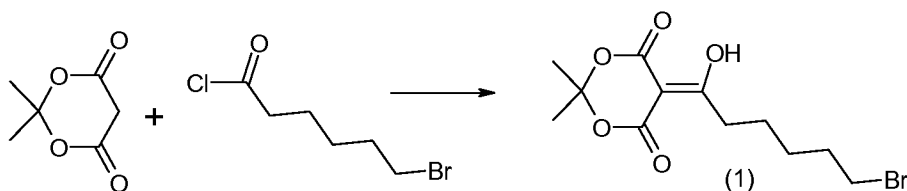


To a solution of Compound 2 (28 g, 150 mmol) in dry THF (750 mL) were added hydroxylamine hydrochloride (20.8 g, 0.3 mol) and K₂CO₃ (82.8 g, 0.6 mol) sequentially at 0°C. The mixture was stirred at 0°C for 30 minutes, then stirred at room temperature for one hour. The resulting mixture was filtered and the filtrate was concentrated and purified
 15 by column chromatography (hexanes:EtOAc=1:1) to yield the title compound (2.5 g) as a yellow solid. ¹H NMR: (DMSO) 2.015 (s, 3H), 3.464 (t, *J* = 6.3 Hz, 1H), 4.323 (t, *J* = 6.3 Hz, 1H), 9.229 (s, 1H), 9.636 (s, 1H).

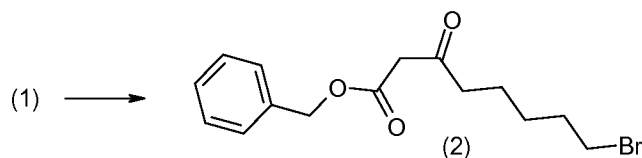
Preparation 5

4-Hydroxymethyl-5-(5-nitrooxypentyl)-[1,3]dioxol-2-one

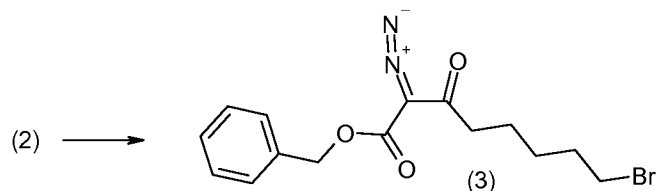
20



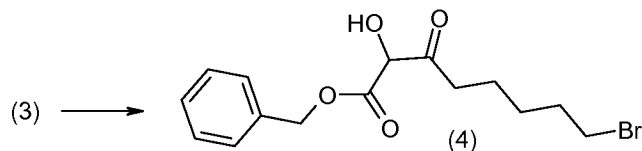
To a solution of 2,2-dimethyl-1,3-dioxane-4,6-dione (13.4 g, 117.1 mmol) and pyridine (18.5 g, 234.2 mmol) in DCM (300 mL) was added 6-bromohexanoyl chloride (25 g, 117.1 mmol) at 0°C under nitrogen. The mixture was stirred at room temperature for 3 hours. The resulting solution was washed with citric acid (250 mL×2) and saturated
 25 aqueous NaCl (250 mL), dried over anhydrous Na₂SO₄, and concentrated *in vacuo* to yield Compound 1 (28.4 g) as a red oil.



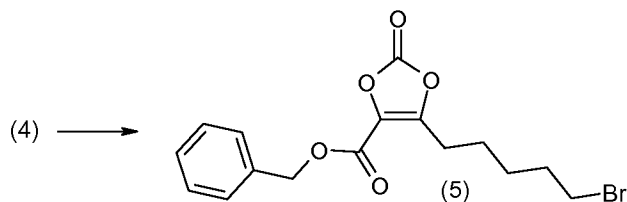
A solution of Compound 1 (28.4 g, 88.3 mmol) and benzyl alcohol (28.7 g, 265.0 mmol) in dry toluene (300 mL) was refluxed for 4 hours. The resulting solution was concentrated and purified by column chromatography (hexanes:EtOAc=20:1) to yield
 5 Compound 2 (5 g) as a yellow oil.



To a solution of Compound 2 (17 g, 52 mmol) in MeCN (210 mL) was added tosyl azide (12.3 g, 62.3 mmol) at 0°C. Et₃N (7.9 g, 77.9 mmol) was added, and the resulting mixture was stirred at room temperature for 2 days. The solvent was removed and the
 10 residue was dissolved in DCM (300 mL), washed with water (150 mL) and saturated aqueous NaCl (150 mL), dried over anhydrous Na₂SO₄, concentrated and purified by column chromatography (hexanes:EtOAc=20:1) to yield Compound 3 (10 g, 55%) as a yellow solid. LC-MS: [M + H]⁺: 353/355.

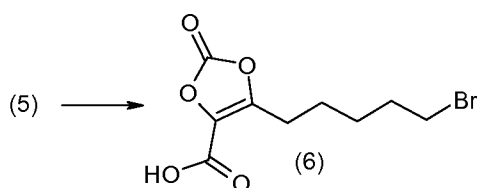


A solution of Compound 3 (6 g, 16.99 mmol) in H₂O (30 mL) and THF (30 mL) was refluxed with dirhodium tetraacetate (150 mg, 340 μmol) under nitrogen for 1 hour and was allowed to cool to room temperature. The mixture was extracted with EtOAc (80 mL×3). The combined organic layers were washed with saturated aqueous NaCl (80 mL), dried over anhydrous Na₂SO₄, and concentrated to yield Compound 4 (6 g, crude) as a
 20 yellow solid. LC-MS: [M + Na]⁺: 365/367.

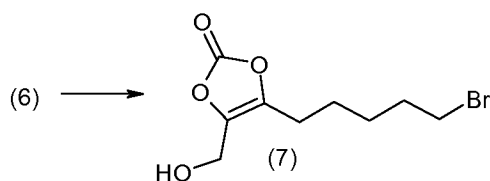


A solution of Compound 4 (6 g, crude), CDI (5.5 g, 33.98 mmol) and DIPEA (220

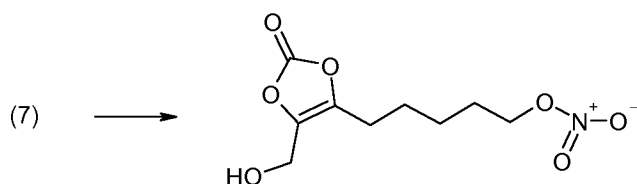
mg, 1.7 mmol) in THF (50 mL) was stirred overnight at room temperature. The mixture was concentrated and diluted with DCM (300 mL), washed with water (50 mL) and saturated aqueous NaCl (50 mL), dried over anhydrous Na₂SO₄, concentrated, and purified by flash chromatography (hexanes:EtOAc=5:1) to yield Compound 5 (4.7 g) as a yellow oil. LC-MS: [M + H]⁺: 369/371.



A suspension of Compound 5 (4.7 g, 12.73 mmol), palladium hydroxide 20% (450 mg, 636 μ mol), and cyclohexene (7.3 g, 89.11 mmol) in EtOH (340 mL) was refluxed for 1 hour. After filtration, the filtrate was concentrated to yield Compound 6 (3.7 g, crude) as a yellow oil. LC-MS: [M + H]⁺: 279/281.



To a solution of Compound 6 (3.7 g, 13.3 mmol) and oxalyl chloride (3.4 g, 34 mmol) in DCM (100 mL) stirred under nitrogen at 0°C was added DMF (0.2 mL). The mixture was stirred for 1 hour, then the solvent was evaporated. The residue was dissolved in DCM (50 mL) and the solution was cooled to -78°C. Tetrabutylammonium borohydride (3.8 g, 14.6 mmol) in DCM (50 mL) was added dropwise and the mixture was stirred at -78°C for 2 hours. The reaction was quenched with water (100 mL) and allowed to reach room temperature. The mixture was extracted with DCM (150 mL \times 3). The combined organic layers were washed with saturated aqueous NaCl (300 mL), dried over anhydrous Na₂SO₄, concentrated, and purified by flash chromatography (hexanes:EtOAc=3:1) to yield Compound 7 (2 g) as a yellow oil. LC-MS: [M + H]⁺: 265/267.

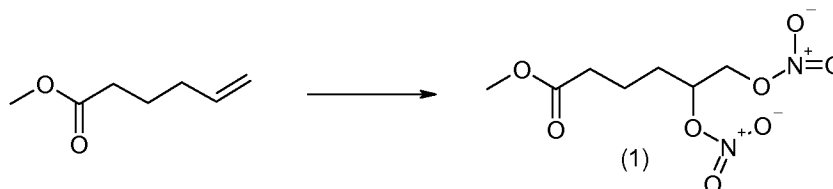


A suspension of Compound 7 (2 g, 7.5 mmol) and silver nitrate (3.2 g, 18.9 mmol) in MeCN (100 mL) was stirred overnight at 60°C, and the solution was kept far from light

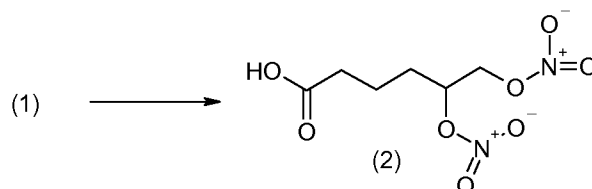
sources. The mixture was concentrated and purified by column chromatography (hexanes:EtOAc=5:1) to yield the title compound (680 mg) as a yellow oil. LC-MS: $[M + Na]^+$: 270. ^1H NMR: (CDCl_3) 1.438-1.504 (m, 2H), 1.616-1.718 (m, 2H), 1.739-1.936 (m, 2H), 2.045-2.508 (m, 2H), 4.416-4.476 (m, 4H).

5

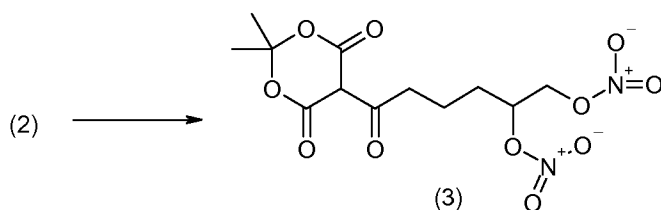
Preparation 6

4-(4,5-Bis-nitrooxypentyl)-5-hydroxymethyl-[1,3]dioxol-2-one

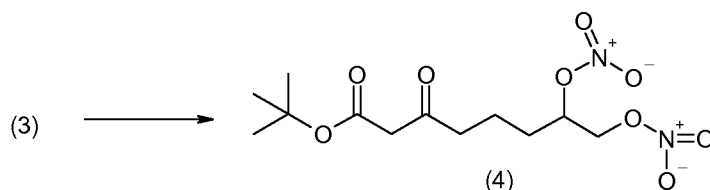
To a solution of hex-5-enoic acid methyl ester (5 g, 39 mmol) in MeCN (75 mL) was added AgNO_3 (7.9 g, 47 mmol), then a solution of I_2 (11.9 g, 47 mmol) in MeCN (250 mL) was added dropwise at 0°C . The mixture was warmed to room temperature for 2 hours. AgNO_3 (23.7 g, 140 mmol) was added, and the mixture was heated under reflux overnight, and monitored for completion. The mixture was filtered and the filtrate was concentrated. Water was added and the mixture was extracted with EtOAc (3x150 mL). The combined organic layers were dried over Na_2SO_4 and concentrated to yield Compound 1 (11 g, crude) as a yellow oil. LC-MS: 253 $[M+H]^+$.



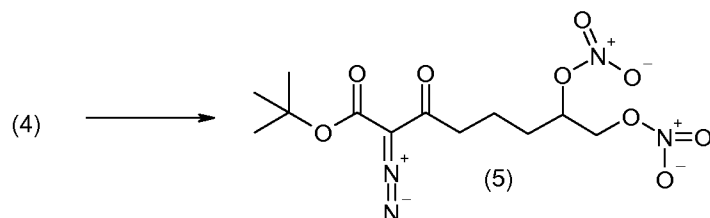
To a solution of crude Compound 1 (11 g) in THF (30 mL) and water (10 mL) was added LiOH (2.0 g, 47 mmol) at 0°C , and the mixture was warmed to room temperature for 3 hours. The mixture was concentrated. Water was added and the mixture was extracted with EtOAc (3x30 mL). The aqueous layer was acidified by KHSO_4 (5%) to pH=3, then extracted with EtOAc (3x30 mL). The combined organic layers were dried over Na_2SO_4 , and concentrated to yield Compound 2 (5 g, crude) as a yellow solid. LC-MS: 261 $[M+Na]^+$.



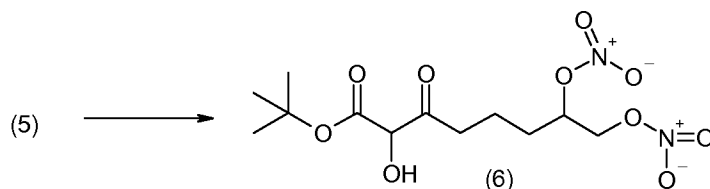
To a solution of crude Compound 2 (11 g) in DCM (200 mL) was added 2, 2-dimethyl-1, 3-dioxane-4, 6-dione (6.7 g, 46 mmol) and DMAP (7.6 g, 64 mmol) at 0°C under nitrogen. After 10 minutes, a solution of DCC (10.4 g, 50 mmol) in DCM (50 mL) was added. The mixture was stirred at room temperature overnight. The mixture was filtered and the filtrate was washed with KHSO₄ (5%, 150 mLx4), dried over Na₂SO₄, and concentrated to yield Compound 3 (17 g, crude) as a yellow oil. LC-MS: 387 [M+Na]⁺.



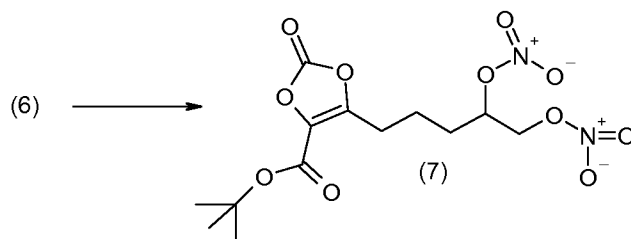
To a solution of crude Compound 3 (18.5 g) in toluene (150 mL) was added *t*-butanol (24 mL, 250 mmol). The mixture was heated under reflux for 3 hours. The mixture was concentrated and the residue was purified by silica gel chromatography (hexanes:EtOAc=50:1 to 5:1) to yield Compound 4 (12 g) as a yellow oil. LC-MS: 359 [M+Na]⁺.



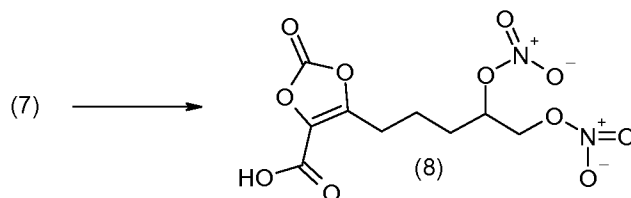
To a solution of Compound 4 (7.2 g, 20 mmol) in MeCN (90 mL) was added *p*-toluenesulfonyl azide (5 g, 260 mmol) and Et₃N (4 mL, 280 mmol) at 0°C. The solution was stirred at room temperature overnight. The mixture was concentrated and the residue was purified by silica gel chromatography (hexanes:EtOAc=50:1 to 10:1) to yield Compound 5 (6.5 g) as a yellow oil. LC-MS: 385 [M+Na]⁺.



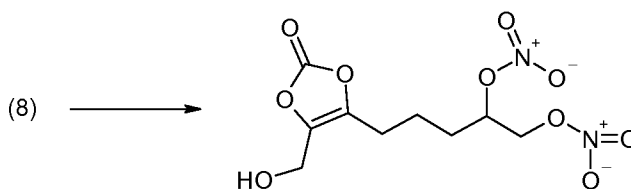
Rh₂(OAc)₄ (317 mg, 720 μmol) was added to a solution of Compound 5 (5.2 g, 14 μmol) in THF (80 mL) and water (40 mL). The mixture was heated under reflux for 1 hour, then cooled to room temperature. After removal of the solvent, water (100 mL) was added, and the mixture was extracted with EtOAc (3x100 mL). The combined organic layers were washed with saturated aqueous NaCl (100 mL), dried over anhydrous Na₂SO₄, and concentrated to yield Compound 6 (7 g, crude) as a yellow oil. LC-MS: 375[M+Na]⁺.



To a solution of crude Compound 6 (7 g) in THF (80 mL) was added CDI (4.5 g, 28 μmol) and DIPEA (240 μL, 1.4 mmol) at 0°C. The mixture was stirred at room temperature overnight then concentrated. Water (100 mL) was added and the mixture was extracted with EtOAc (3x100 mL). The combined organic layers were washed with saturated aqueous NaCl (100 mL) and dried over anhydrous Na₂SO₄. The mixture was concentrated and the residue was purified by silica gel chromatography (hexanes:EtOAc= 5:1) to yield Compound 7 (3 g) as a yellow oil. LC-MS: 401 [M+Na]⁺.



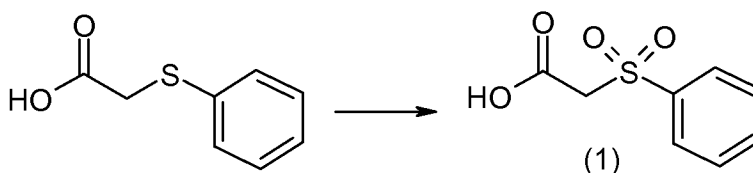
To a solution of Compound 7 (3 g, 7.9 μmol) in DCM (50 mL) was added BF₃•OEt₂ (1.7 g, 11.9 μmol) at 0°C under nitrogen. The mixture was stirred at room temperature overnight. Water (50 mL) was added and the mixture was extracted with DCM (3x50 mL). The combined organic layers were washed with saturated aqueous NaCl (80 mL) and dried over anhydrous Na₂SO₄. The mixture was concentrated to yield Compound 8 (2.8 g, crude) as a brown oil, which was used without further purification. LC-MS: 345[M+Na]⁺.



To a solution of crude Compound 8 (2 g, 6.21 mmol) in DCM (100 mL) was added phosgene (580 μ L, 6.8 mmol) and DMF (1 mL) at 0°C. The mixture was stirred at room temperature for 2 hours then concentrated. The residue was dissolved in DCM (100 mL), and cooled to -78°C. Tetrabutylammonium borohydride (1.9 g, 7.5 mmol) was added and the resulting mixture was stirred at this temperature for 2 hours. Water (100 mL) was added and the mixture was extracted with DCM (3x100 mL). The combined organic layers were dried over anhydrous Na₂SO₄. The mixture was concentrated and the residue was purified by silica gel chromatography (hexanes:EtOAc=10:1 to 5:1 to 3:1) to yield the title compound (900 mg,) as a yellow oil. LC-MS: 331 [M+Na]⁺.

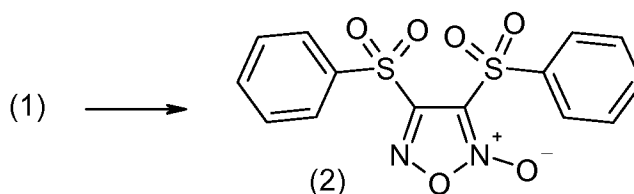
10

Preparation 7

4-(4-Benzenesulfonyl-5-oxyfurazan-3-yloxy)butan-1-ol

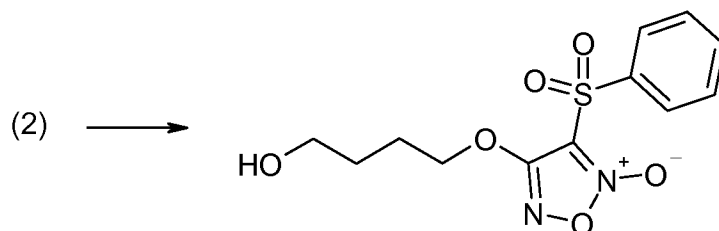
To a solution of phenylsulfanyl-acetic acid (15 g, 89 mmol) in MeOH (600 mL) was added a solution of oxone (109.6 g, 178 mmol) in water (150 mL). The mixture was stirred at room temperature for 2 hours, then concentrated. Water (100mL) was added and the mixture was extracted with EtOAc (3x150 mL). The combined organic layers were dried over anhydrous Na₂SO₄ and concentrated to yield Compound 1 (15 g) as a white solid. LC-MS: 201 [M+H]⁺.

15



To a solution of Compound 1 (6 g, 30 mmol) in AcOH (30 mL) was added fuming HNO₃ (12.6 mL, 30 mmol) at 0°C. After 5 minutes, the mixture was heated under reflux for 6 hours, and monitored for completion. Water (80 mL) was added, and the mixture was extracted with EtOAc (3x50 mL). The combined organic layers were washed with saturated aqueous NaCl (2x80mL), dried over anhydrous Na₂SO₄, and concentrated to yield Compound 2 (2.4 g, crude) as a yellow oil. LC-MS: 389 [M+Na]⁺.

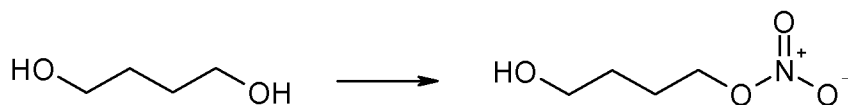
25



To a solution of Compound 2 (2.3 g, 6.3 mmol) in THF (50 mL) was added Compound 3 (1.1 g, 12.6 mmol) at 0°C, followed by the addition of a solution of NaOH (503 mg, 12.56 mmol) in water (2 mL). The resulting mixture was stirred at room temperature for 3 hours, and monitored for completion. The solvent was removed *in vacuo*. Water (80 mL) was added, and the mixture was extracted with DCM (3x50 mL). The combined organic layers were dried over anhydrous Na₂SO₄ and concentrated. The residue was purified by silica gel chromatography (hexanes:EtOAc=10:1 to 5:1 to 2:1) to yield the title compound (1.3 g) as a yellow solid. LC-MS: 315 [M+H]⁺.

10

Preparation 8

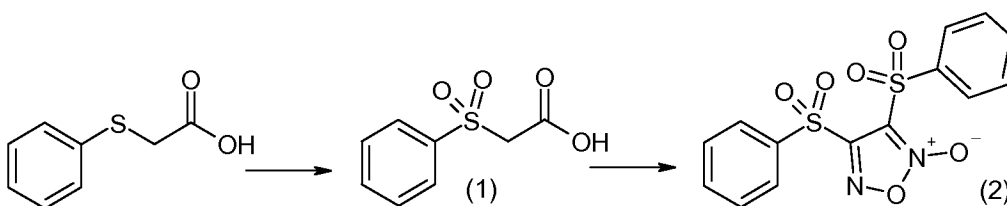
4-Nitrooxybutan-1-ol

15

To a mixture of zinc nitrate hexahydrate (68 g, 768.4 mmol) in MeCN (500 mL) was added 1,4-butanediol (20 mL, 227.2 mmol), followed by the addition of EDCI (44.2 mL, 248.6 mmol). The resulting mixture was kept cold with an ice water bath, and then warmed and stirred at room temperature overnight. A white precipitate formed and was filtered off. The filtrate was evaporated *in vacuo* to yield the crude product as a pale yellow oil. The crude product was purified by column chromatography to yield the title compound as a pale yellow oil (8.3 g).

20

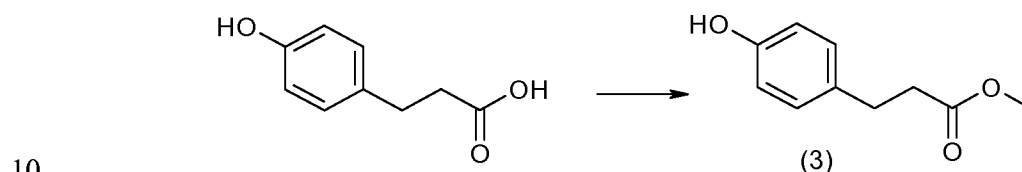
Preparation 9

4-[3-(4-Benzenesulfonyl-5-oxy-furazan-3-yloxy)propyl]phenol

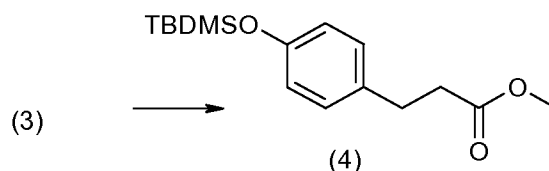
To a solution of phenylsulfanyl-acetic acid (12 g, 71 mmol) in MeOH (500 mL) was added a solution of oxone (87.6 g, 142 mmol) in water (150 mL). The resulting

mixture was stirred for 2 hours at room temperature, then concentrated *in vacuo*. The residue was extracted with EtOAc (3x200 mL) and the combined organic layers were washed with saturated aqueous NaCl (200 mL), dried over anhydrous Na₂SO₄, and concentrated to yield Compound 1 (13.9 g) as a white solid. LC-MS: 201.1 [M + H]⁺.

- 5 To a suspension of Compound 1 (13.9 g, 69.4 mmol) in AcOH (70 mL) was added fuming HNO₃ (30 mL) at 0°C. After 5 minutes, the mixture was heated at 120°C for 6 hours. Water (150 mL) was added and the precipitate was filtered off and washed with water (100 mL). The solids were collected to yield Compound 2 (5 g) as a white solid. LC-MS: 389.0 [M + Na]⁺.

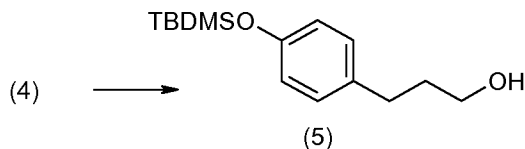


- To a solution of 3-(4-hydroxyphenyl)propionic acid (15 g, 90.2 mmol) in MeOH (250 mL) was added SOCl₂ (21.5g, 180.3 mmol) at 0°C under nitrogen. The mixture was stirred at room temperature until the reaction was complete (overnight). The mixture was concentrated *in vacuo*. The residue was dissolved in EtOAc (50 mL), washed with
- 15 saturated aqueous NaHCO₃ (2x20 mL), dried over anhydrous Na₂SO₄, and concentrated *in vacuo* to yield Compound 3 (16 g) as a red oil. ¹H NMR: (CDCl₃) 2.597 (t, *J* = 7.5 Hz, 2H), 2.874 (t, *J* = 8.1 Hz, 2H), 3.665 (s, 3H), 6.739 (d, *J* = 8.4 Hz, 2H), 7.037 (d, *J* = 8.4 Hz, 2H).

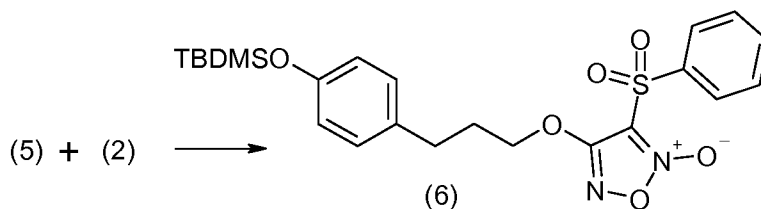


- 20 To a stirred suspension of NaH (70%, 3.66 g, 106.6 mmol) in dry THF (50 mL) was slowly added a solution of Compound 3 (16 g, 88.8 mmol) in dry THF (100 mL) at 0°C under nitrogen. Then a solution of TBDMS-Cl (18.7 g, 124.3 mmol) in dry THF (50 mL) was added at 0°C. The mixture was stirred at room temperature under nitrogen for 20 minutes, then quenched with saturated aqueous NaHCO₃ (150mL). The mixture was
- 25 extracted with DCM (3x50 mL) and the combined organic layers were washed with saturated aqueous NaCl (20 mL), dried over anhydrous Na₂SO₄, and concentrated to yield Compound 4 (26 g as a colorless oil. ¹H NMR: (CDCl₃) 0.097 (s, 6H), 0.973 (s, 9H), 2.585 (t, *J* = 7.5 Hz, 2H), 2.875 (t, *J* = 8.1 Hz, 2H), 3.653 (s, 3H), 6.742 (d, *J* = 8.4 Hz,

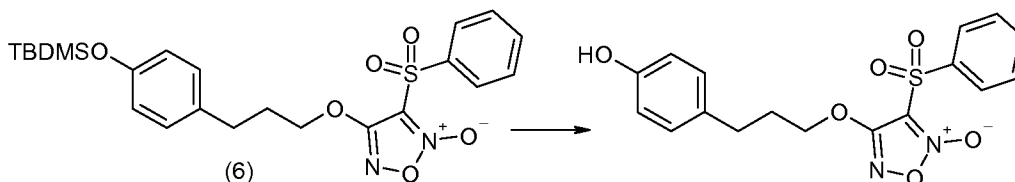
2H), 7.031 (d, $J = 8.4$ Hz, 2H).



To a stirred suspension of LiAlH_4 (1.94 g, 51 mmol) in dry THF (30 mL), was slowly added a solution of Compound 4 (15 g, 51 mmol) in dry THF (70 mL) at 0°C under nitrogen. The mixture was stirred for 1 hour at room temperature. The reaction was then quenched sequentially with 2 mL of water, 6 mL of 15% aqueous NaOH, and another 2 mL of water. The solids were filtered off and washed with EtOAc (3x20 mL). The filtrate was washed with saturated aqueous NaCl (20 mL), dried over anhydrous Na_2SO_4 , and concentrated. The residue was then purified by silica gel chromatography (hexanes:EtOAc=10:1) to yield Compound 5 (13.5 g, 99.5%) as a colorless oil. ^1H NMR: (CDCl_3) 0.183 (s, 6H), 0.977 (s, 9H), 1.831-1.882 (m, 2H), 2.045 (s, 1H), 2.635 (t, $J = 7.2$ Hz, 2H), 3.655 (t, $J = 6.3$ Hz, 2H), 6.747 (d, $J = 8.4$ Hz, 2H), 7.035 (d, $J = 8.7$ Hz, 2H).




To a stirred suspension of NaH (70%, 665 mg, 19.4 mmol) in dry THF (10 mL) was slowly added a solution of Compound 5 (3.4 g, 12.9 mmol) in dry THF (20 mL) at 0°C under nitrogen. After 30 minutes, a solution of Compound 2 (4.7 g, 12.9 mmol) in dry THF (20 mL) was added at 0°C under nitrogen. The mixture was stirred overnight at room temperature. The reaction was then quenched with saturated NH_4Cl (80 mL), and the mixture was extracted with Et_2O (3x50 mL). The combined organic layers were washed with saturated aqueous NaCl (20 mL), dried over anhydrous Na_2SO_4 , and concentrated. The residue was then purified by silica gel chromatography (hexanes:EtOAc=30:1) to yield Compound 6 (2.3 g) as a colorless oil. LC-MS: 491.1 $[\text{M} + \text{H}]^+$; 513.1 $[\text{M} + \text{Na}]^+$. ^1H NMR: (CDCl_3) 0.197 (s, 6H), 0.900 (s, 9H), 2.133-2.182 (m, 2H), 2.742 (t, $J = 7.5$ Hz, 2H), 4.393 (t, $J = 5.4$ Hz, 2H), 6.672-6.790 (m, 2H), 7.035-7.063 (m, 2H), 7.589-8.084 (m, 5H).



To a solution of Compound 6 (2.3 g, 4.8 mmol) in 1,4-dioxane (20 mL) was added concentrated HCl (2 mL), the mixture was stirred at room temperature until the reaction was complete (24 hours). The mixture was extracted with EtOAc (3x20 mL). The combined organic layers were washed with saturated aqueous NaCl (20 mL), dried over anhydrous Na₂SO₄, and concentrated. The residue was purified by silica gel chromatography (hexanes:EtOAc=10:1) to yield the title compound (1.2 g) as a white solid. LC-MS: 394.1 [M + NH₄]⁺. ¹H NMR: (C₂D₆OS) 1.964-2.034 (m, 2H), 2.566 (t, *J* = 7.8 Hz, 2H), 4.327 (t, *J* = 6.3 Hz, 2H), 6.672 (d, *J* = 8.4 Hz, 2H), 6.977 (d, *J* = 8.4 Hz, 2H), 7.739-8.035 (m, 5H), 9.176 (s, 1H).

Preparation 10

Oxodiperoxymolybdenum(pyridine)(hexamethylphosphorictriamide)



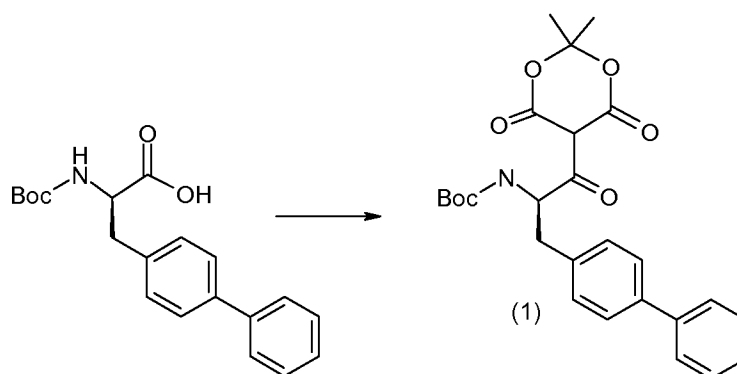
Molybdenum oxide (MoO₃; 30 g, 0.2 mol) and 30% hydrogen peroxide (150 mL) were combined, with stirring. The reaction vessel was placed in an oil bath equilibrated at 40°C and heated until the internal temperature reached 35°C. The heating bath was then removed and replaced by a water bath to control the mildly exothermic reaction so that an internal temperature of 35-40°C was maintained. After the initial exothermic period (~30 minutes), the reaction vessel was returned to the 40°C oil bath and stirred for a total of 3.5 hours to form a yellow solution with a small amount of suspended white solid. After cooling to 20°C, the solution was filtered and the resulting yellow filtrate was cooled to 10°C (ice bath with stirring) and hexamethylphosphoric triamide ((Me₂N)₃PO; HMPA; 37.3 g, 0.2 mol) was added dropwise over 5 minutes, resulting in the formation of a yellow crystalline precipitate. Stirring was continued for a total of 15 minutes at 10°C, and the product was filtered and pressed dry. After 30 minutes under vacuum, the filter cake was combined with MeOH (20 mL) and stirred at 40°C. Additional MeOH was slowly added until the solids dissolved. The saturated solution was cooled in the refrigerator, yielding a yellow solid (appeared as needles). The solid mass was physically broken, filtered and washed with cold MeOH (20-30 mL) to yield oxodiperoxymolybdenum(aqua)

(hexamethylphosphoric triamide) ($\text{MoO}_5 \cdot \text{H}_2\text{O} \cdot \text{HMPA}$, 46-50 g).

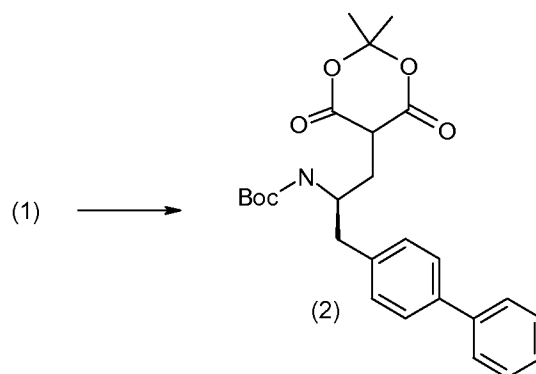
$\text{MoO}_5 \cdot \text{H}_2\text{O} \cdot \text{HMPA}$ was dried over phosphorus oxide in a vacuum desiccator, shielded from the light, for 24 hours at 0.2 mm Hg to yield a somewhat hygroscopic yellow solid, $\text{MoO}_5 \cdot \text{HMPA}$. $\text{MoO}_5 \cdot \text{HMPA}$ (36.0 g, 0.1 mol) was dissolved in THF (150 mL) and the solution was filtered to remove any precipitate. The filtrate was then stirred at 20°C while dry pyridine (8.0 g, 0.1 mol) was added over 10 minutes. The crystalline, yellow product was collected, washed with dry THF (25 mL) and anhydrous ether (200 mL) and dried in a vacuum desiccator (1 hour, 0.2 mm Hg) to yield the title compound, oxodiperoxymolybdenum(pyridine)(hexamethylphosphoric triamide) ($\text{MoO}_5 \cdot \text{Py} \cdot \text{HMPA}$) as a finely divided yellow solid (36-38 g).

Preparation 11

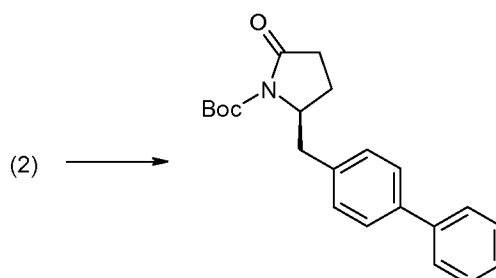
(S)-2-Biphenyl-4-ylmethyl-5-oxopyrrolidine-1-carboxylic Acid *t*-Butyl Ester



To a stirred solution of (*R*)-3-biphenyl-4-yl-2-*t*-butoxycarbonylaminopropionic acid (50 g, 146.5 mmol), Meldrum's acid (23.3 g, 161.1 mmol) and DMAP (27.8 g, 227 mmol) in anhydrous DCM (500 mL) was added a solution of DCC (33.3 g, 161.1 mmol) in anhydrous DCM (200 mL) over 1 hour at -5°C under nitrogen. The mixture was stirred at -5°C for 8 hours, then refrigerated overnight, during which tiny crystals of dicyclohexylurea precipitated. After filtration the mixture was washed with 5% KHSO_4 (4 x 200 mL), saturated aqueous NaCl (1 x 200 mL) and dried over MgSO_4 overnight. The resulting solution was evaporated to give the crude Compound 1 (68 g) as a light yellow solid). LC-MS: $[\text{M}^+\text{Na}]$:490, $[2\text{M}^+\text{Na}]$:957.



To a solution of crude Compound 1 (68 g, 146.5 mmol) in anhydrous DCM (1000 mL) was added AcOH (96.8 g, 1.6 mol) at -5°C under nitrogen. The resulting mixture was stirred at -5°C for 0.5 hours, then NaBH_4 (13.9 g, 366 mmol) was added in small portions over 2 hours. After stirring for another hour at -5°C , saturated aqueous NaCl (300 mL) was added. The organic layer was washed with saturated aqueous NaCl (2 x 300 mL) then water (2 x 300 mL), dried over MgSO_4 , filtered, and evaporated to give the crude compound 2, which was further purified by chromatography (hexanes:EtOAc=5:1) to give purified Compound 2 (46 g) as a light yellow solid. LC-MS: $[\text{M}^+\text{Na}]$:476, $[2\text{M}^+\text{Na}]$:929.



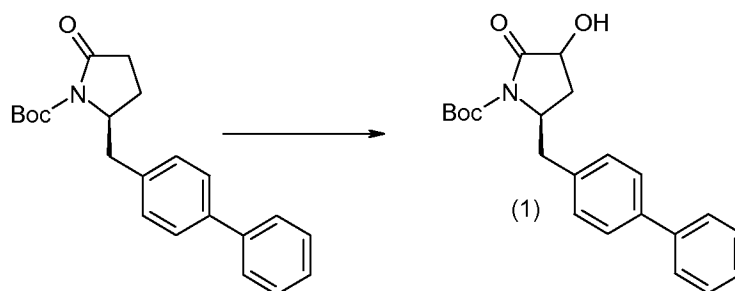
10

A stirred solution of purified Compound 2 (46 g, 101 mmol) in anhydrous toluene (300 mL) was heated to reflux under nitrogen for 3 hours. After evaporation of the solvent, the residue was purified by chromatography (hexanes:EtOAc=10:1) to yield the title compound (27 g) as a light yellow solid.

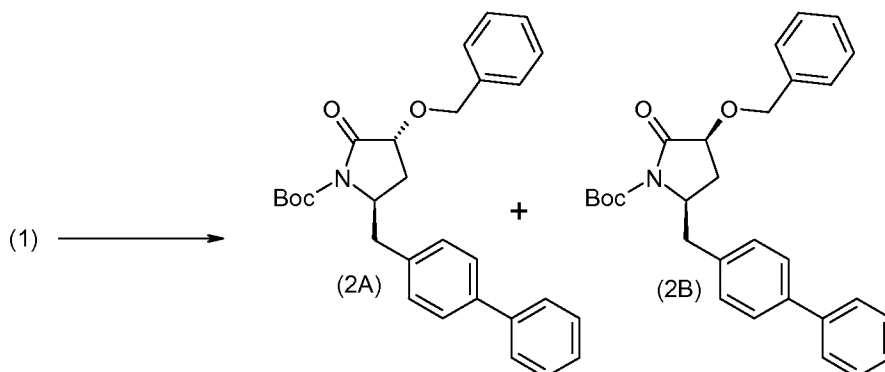
15

LC-MS: $[\text{M}^+\text{Na}]$:374, $[2\text{M}^+\text{Na}]$:725 ; ^1H NMR (300 MHz, CDCl_3): δ 7.64-7.62 (m, 4H), 7.51-7.46 (m, 2H), 7.42-7.39 (m, 1H), 7.39-7.30 (m, 2H), 4.50-4.43 (m, 1H), 3.27-3.89 (m, 1H), 2.88-2.80 (m, 1H), 2.48-2.42 (m, 2H), 2.09-1.88 (m, 2H), 1.66 (s, 9H).

Preparation 12

(2R,4R)-4-Amino-5-biphenyl-4-yl-2-hydroxypentanoic Acid Ethyl Ester

To a stirred solution of (*S*)-2-biphenyl-4-ylmethyl-5-oxopyrrolidine-1-carboxylic acid *t*-butyl ester (4.4 g, 12.4 mmol) in anhydrous THF (70 mL) was added a solution of 1 M LiHMDS in THF (28 mL) over 15 minutes at -65°C under nitrogen. After stirring for 3 hours at -65°C, oxodiperoxymolybdenum(pyridine) (hexamethylphosphorictriamide) (9 g, 18.6 mmol) was added. The mixture was stirred for another 2 hours at -35°C, then saturated aqueous Na₂S₂O₃ (60 mL) was added. The organic layer was collected and washed with saturated aqueous NH₄Cl (60 mL x 3) and saturated aqueous NaCl (60 mL x 2), then dried over Na₂SO₄, and the solvent was removed under reduced pressure to yield the crude product which was further purified by chromatography (hexanes:EtOAc = 5:1) to yield Compound 1 as a white solid (1.8 g). LC-MS: [2M+Na]:757.

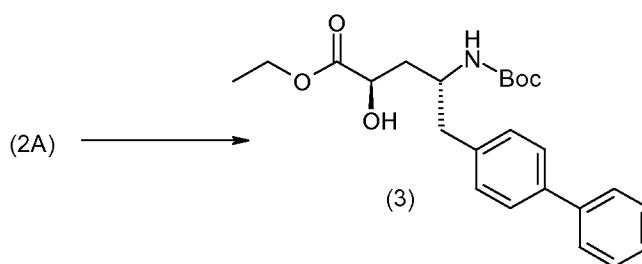


To a solution of Compound 1 (1.8 g, 5.0 mmol) in anhydrous DCM (50 mL) was added DMAP (122 mg, 1 mmol) and Et₃N (1.5 g, 14.9 mmol) at 0°C under nitrogen. After stirring for 0.5 hour at 0°C, benzyl chloride (1.0 g, 7.4 mmol) was added over 15 minutes. The mixture was stirred for an additional 2 hours at 0°C, then saturated aqueous NaHCO₃ (50 mL) was added. The organic layer was collected and washed with saturated aqueous NaHCO₃ (50 mL x 2) and saturated aqueous NaCl (50 mL x 1), then dried over Na₂SO₄. The solids were filtered out and the filtrate was concentrated to yield the crude product

which was further purified by chromatography (hexanes:EtOAc = 4:1) to yield Compound 2A (471 mg) and Compound 2B (883 mg) as white solids. LC-MS: [M+Na]:494; [2M+Na]:965.

Compound 2A: ^1H NMR (300 MHz, CDCl_3): δ (ppm) = 8.02 (m, 2H), 7.57-7.25 (m, 12H), 5.42 (m, 1H), 4.50 (m, 1H), 3.26-3.21 (m, 1H), 2.90 (m, 1H), 2.58 (m, 1H), 2.15-2.05 (m, 1H), 1.62 (m, 9H)

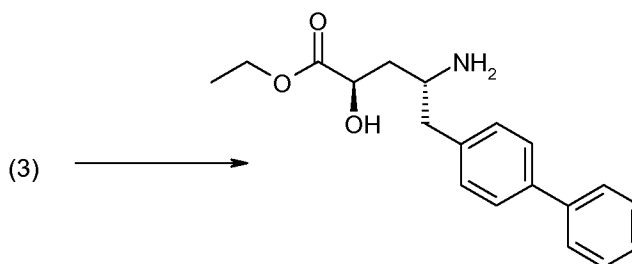
Compound 2B: ^1H NMR (300 MHz, CDCl_3): δ (ppm) = 8.06 (m, 2H), 7.58-7.18 (m, 12H), 5.53-5.41 (m, 1H), 4.39 (m, 1H), 3.57-3.54 (m, 1H), 2.87-2.80 (m, 1H), 2.48-2.44 (m, 1H), 1.98 (m, 1H), 1.63 (m, 9H).



10

To a stirred solution of Compound 2A (471 mg, 1 mmol) in anhydrous EtOH (10 mL) was added anhydrous K_2CO_3 (691 mg, 5 mmol) at room temperature under nitrogen. After stirring for 20 hours at room temperature, the solids were filtered out. To the filtrate was added water (30 mL), DCM (30 mL) and saturated aqueous NaCl (5 mL). The aqueous layer was separated and extracted with DCM (30 mL x 3). The combined organic layers were washed with saturated aqueous NaCl (50 mL), dried over Na_2SO_4 , and concentrated to yield the crude product which was further purified by chromatography (hexanes:EtOAc = 6:1) to yield Compound 3 as a white solid (275 mg). LC-MS: [M+Na]:436, [2M+Na]:849.

20



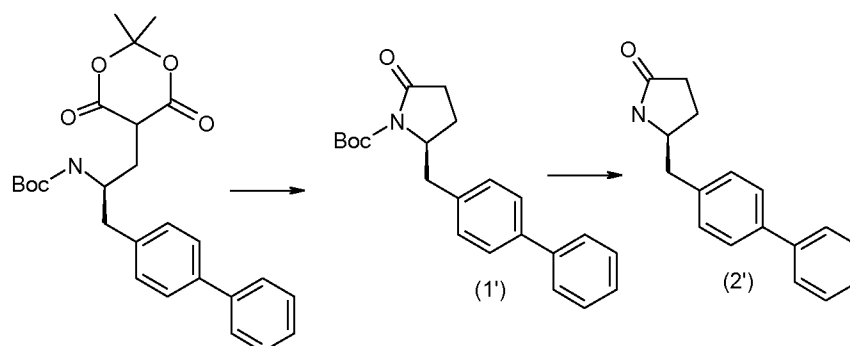
To EtOH (5 mL) was added acetyl chloride (685 mg) at -30°C . After stirring for 1 hour at -30°C , a solution of Compound 3 (275 mg, 665 μmol) in anhydrous EtOH (5 mL) was added. The mixture was heated to 25°C and stirred for 3 hours at 25°C . After evaporation of the solvent, the residue was washed with cold anhydrous Et_2O (10 mL) to

yield the title compound as a white solid HCl salt (207 mg). LC-MS: [M+H]:314, [2M+Na]:649.

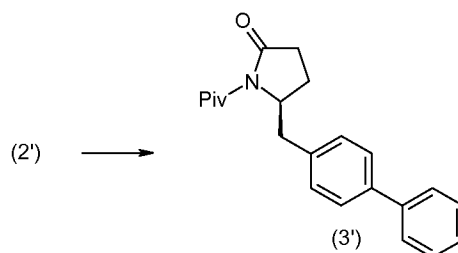
^1H NMR (300 MHz, CDCl_3): δ (ppm) = 7.99 (m, 3H), 7.66-7.64 (m, 4H), 7.48-7.35 (m, 5H), 6.08 (m, 1H), 4.21 (m, 1H), 4.09-4.05 (m, 2H), 3.52 (m, 1H), 2.97-2.95 (m, 2H),
 5 1.89-1.87 (m, 2H), 1.19-1.14 (m, 3H).

Alternate Synthesis of

(2R,4R)-4-Amino-5-biphenyl-4-yl-2-hydroxypentanoic Acid Ethyl Ester

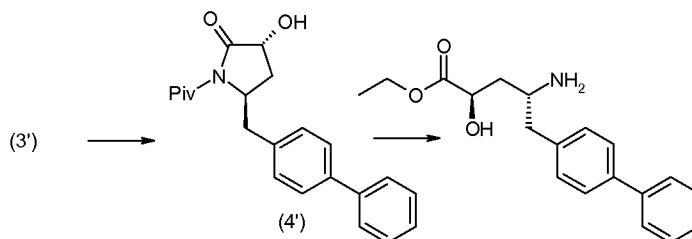


A solution of [(*S*)-2-Biphenyl-4-yl-1-(2,2-dimethyl-4,6-dioxo-[1,3]dioxan-5-ylmethyl)ethyl]-carbamic acid *t*-butyl ester (143 g, 320 mmol) in anhydrous toluene (1 L)
 10 was heated to reflux under nitrogen overnight. The solvent was removed under reduced pressure to yield Compound 1', which was directly used without further purification and added to a solution of 3N HCl in EtOAc (1.2 L). The resulting mixture was stirred for 3 hours at room temperature. The solvent was removed in *vacuo*. The residue was re-
 15 crystallized in EtOAc (300 mL) to yield a first batch of Compound 2' (56 g). The mother liquid was subject to chromatography column (eluted by EtOAc and hexanes from 1:1 to 100% EtOAc) to yield a second batch of Compound 2' (8 g).



To a suspension of Compound 2' (64 g, 250 mmol) in anhydrous THF (500 mL)
 20 was added dropwise BuLi (100 mL, 2.5 M in hexanes) at -78°C . After stirring for 0.5 hour, pivaloyl chloride (34 g, 0.28 mol) was added dropwise. The mixture was stirred for 1 hour at -78°C . The reaction was then quenched with saturated aqueous NH_4Cl , and the

mixture extracted with EtOAc. The extract was dried over MgSO_4 and concentrated to yield Compound 3' (85 g) as white solid.

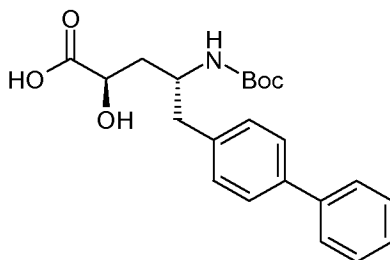


Compound 3' (40 g, 120 mmol) was dissolved in anhydrous THF (400 mL) and stirred at -78°C under nitrogen. To this was added 1.5 eq of a 2.0M THF solution of sodium bis(trimethylsilyl)amide dropwise over 5 minutes. The light yellow mixture was stirred for 20 minutes under nitrogen at -78°C , followed by the slow dropwise addition of oxaziridine (53 g, 180 mmol) as a 200 mL solution in THF. The mixture was stirred for 0.5 hour. The reaction was quenched with saturated aqueous NH_4Cl , and the mixture was extracted with EtOAc (1 L). The extract was washed with 1N HCl (1 L), dried over MgSO_4 , and concentrated to a 500 mL volume. The precipitated white solid was filtered, the filtrate was concentrated to remove solvent after the addition of silica gel (200 g). The residue was put on a column (8×80 cm) of silica gel (900 g), which was previously packed in hexanes. Elution was carried out initially with DCM:hexanes (1:1). Once the oxaziridine and imine were completely collected, the column was eluted with DCM to obtain Compound 4' (21 g, 98% purity) as yellow oil.

Compound 4' (56 g, 156 mmol) was dissolved in EtOH (700 mL) and 12N HCl (700 mL). The mixture was heated to $90\text{--}95^\circ\text{C}$ for 20 hours. The mixture was concentrated on an 80°C water bath under reduced pressure. EtOH (100 mL) was added to the residue, and the resulting mixture was filtered to yield a yellow solid. This solid was suspended in 3N HCl/EtOH (800 mL). The mixture was refluxed for 3 hours. The solution was concentrated to a reduced volume (~200 mL volume), and ether (200 mL) was added. The resulting slightly yellow solid was filtered and dried under reduced pressure to yield the title compound (43 g).

Preparation 13

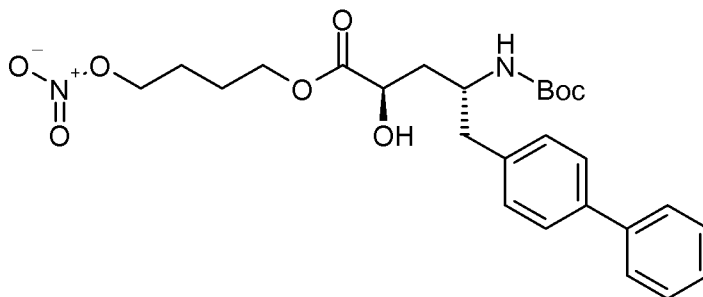
(2R,4R)-5-Biphenyl-4-yl-4-*t*-butoxycarbonylamino-2-hydroxypentanoic Acid



(2R,4R)-4-Amino-5-biphenyl-4-yl-2-hydroxypentanoic acid ethyl ester (2.0 g, 6.4 mmol) was combined with di-*t*-butyldicarbonate (1.8 g, 8.3 mmol) in DCM (40 mL, 600 mmol). DIPEA (13.9 mL, 79.8 mmol) was added and the resulting mixture was stirred at room temperature overnight. The mixture was concentrated, dissolved into DCM and purified by flash chromatography (10-95% EtOAc in hexanes with 0.01% Et₃N) and the clean fractions were concentrated and added to LiOH monohydrate (2.1 g, 51.0 mmol) in water (10 mL) and MeOH (30 mL). The mixture was stirred at room temperature for 4 hours. The mixture was partially concentrated, diluted with water, and acidified with 1M HCl to pH~4. The product was precipitated out. The solid was filtered, washed with water and lyophilized to yield the title compound (2.0 g).

Preparation 14

(2R,4R)-5-Biphenyl-4-yl-4-*t*-butoxycarbonylamino-2-hydroxypentanoic Acid 4-nitrooxybutyl Ester

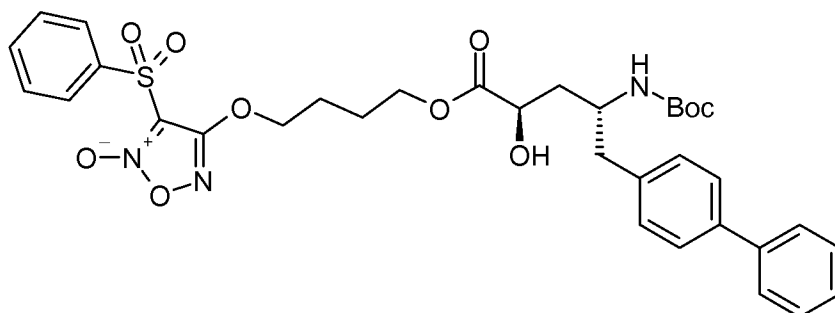


(2R,4R)-5-Biphenyl-4-yl-4-*t*-butoxycarbonylamino-2-hydroxypentanoic acid (30 mg, 78 μmol), HOBt (63 mg, 470 μmol), and EDCI (83 μL, 470 μmol) were dissolved into DCM. After stirring for 10 minutes, 4-nitrooxybutan-1-ol (84.1 mg, 623 μmol) was added. The resulting mixture was stirred at room temperature and the reaction monitored for completion (~30 minutes). The mixture was stirred for an additional 2 hours and then left open to dry. The product was then purified (Interchim reverse phase chromatography

column; 35-95% MeCN in water with 0.05% TFA) to yield the title compound (18 mg).

Preparation 15

(2R,4R)-5-Biphenyl-4-yl-4-*t*-butoxycarbonylamino-2-hydroxypentanoic acid 4-(4-benzenesulfonyl-5-oxyfurazan-3-yloxy)butyl Ester



5

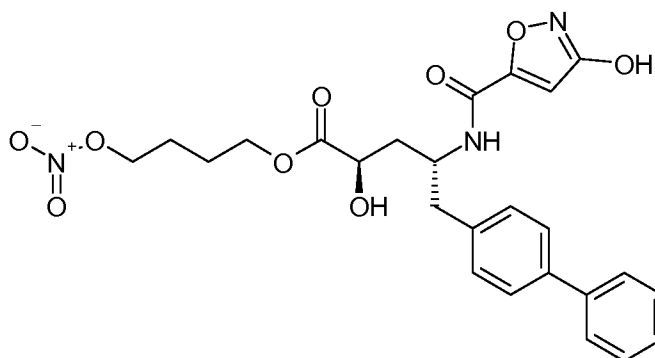
(2R,4R)-5-Biphenyl-4-yl-4-*t*-butoxycarbonylamino-2-hydroxypentanoic acid (30 mg, 78 μ mol), HOBT (63 mg, 470 μ mol), and EDCI (83 μ L, 470 μ mol) were dissolved into DCM. After stirring for 10 minutes, 4-(4-benzenesulfonyl-5-oxyfurazan-3-yloxy)butan-1-ol (196 mg, 623 μ mol) was added. The resulting mixture was stirred at room temperature and the reaction monitored for completion (~30 minutes). The mixture was stirred for an additional 2 hours and then left open to dry. The product was then purified (Interchim reverse phase chromatography column; 35-95% MeCN in water with 0.05% TFA) to yield the title compound (20 mg).

10

EXAMPLE 1

(2R,4R)-5-Biphenyl-4-yl-2-hydroxy-4-[(3-hydroxyisoxazole-5-carbonyl)amino]pentanoic Acid 4-Nitrooxybutyl Ester

15



To a solution of (2R,4R)-5-biphenyl-4-yl-4-*t*-butoxycarbonylamino-2-hydroxypentanoic acid 4-nitrooxybutyl ester (50 mg, 0.1 mmol) in MeCN (6 mL, 100 mmol) was added 4 M HCl in dioxane (249 μ L, 995 μ mol). The mixture was stirred at room temperature until the reaction was complete (~3 hours), then was concentrated to

20

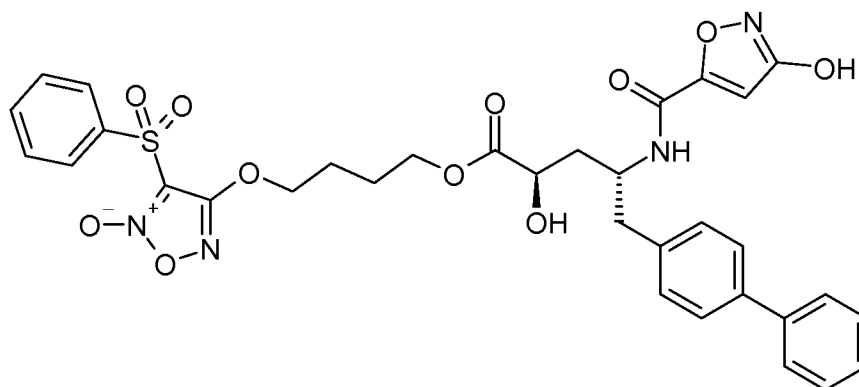
yield the deprotected compound.

3-Hydroxyisoxazole-5-carboxylic acid (16.7 mg, 129 μ mol) was combined with HATU (49.2 mg, 129 μ mol) and DMF (1 mL), and stirred for 5 minutes at room temperature. DIPEA (52 μ L, 298 μ mol) and the deprotected compound from the previous step were then added, and the resulting mixture was stirred and monitored for completion (~30 minutes). The mixture was evaporated under reduced pressure and purified (Interchim reverse phase chromatography column; 25-95% MeCN in water with 0.05% TFA). The clean fractions were collected and lyophilized to yield the title compound (30 mg, 95% purity). MS m/z $[M+H]^+$ calc'd for $C_{25}H_{27}N_3O_9$, 514.17; found 514.6.

10

EXAMPLE 2

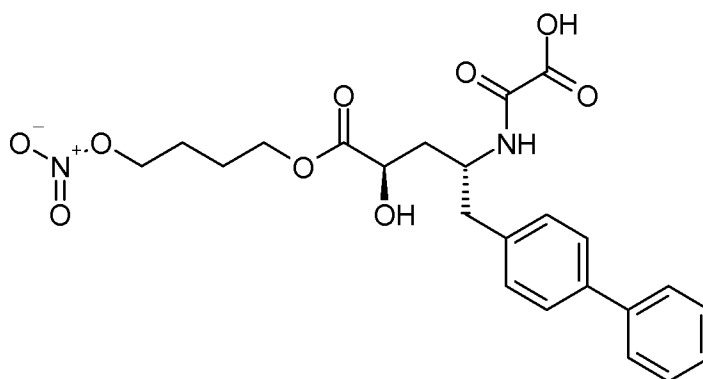
(2R,4R)-5-Biphenyl-4-yl-2-hydroxy-4-[(3-hydroxyisoxazole-5-carbonyl)amino]pentanoic Acid 4-(4-Benzenesulfonyl-5-oxofurazan-3-yloxy)butyl Ester



To a solution of (2R,4R)-5-biphenyl-4-yl-4-*t*-butoxycarbonylamino-2-hydroxypentanoic acid 4-(4-benzenesulfonyl-5-oxofurazan-3-yloxy)butyl ester (68 mg, 0.1 mmol) in MeCN (6 mL, 100 mmol) was added 4 M HCl in dioxane (249 μ L, 995 μ mol). The mixture was stirred at room temperature until the reaction was complete (~3 hours), then was concentrated to yield the deprotected compound.

3-Hydroxyisoxazole-5-carboxylic acid (16.7 mg, 129 μ mol) was combined with HATU (49.2 mg, 129 μ mol) and DMF (1 mL), and stirred for 5 minutes at room temperature. DIPEA (52 μ L, 298 μ mol) and the deprotected compound from the previous step were then added, and the resulting mixture was stirred and monitored for completion (~30 minutes). The mixture was evaporated under reduced pressure and purified (Interchim reverse phase chromatography column; 25-95% MeCN in water with 0.05% TFA). The clean fractions were collected and lyophilized to yield the title compound (48 mg, 95% purity). MS m/z $[M+H]^+$ calc'd for $C_{33}H_{32}N_4O_{11}S$, 693.18; found 693.4.

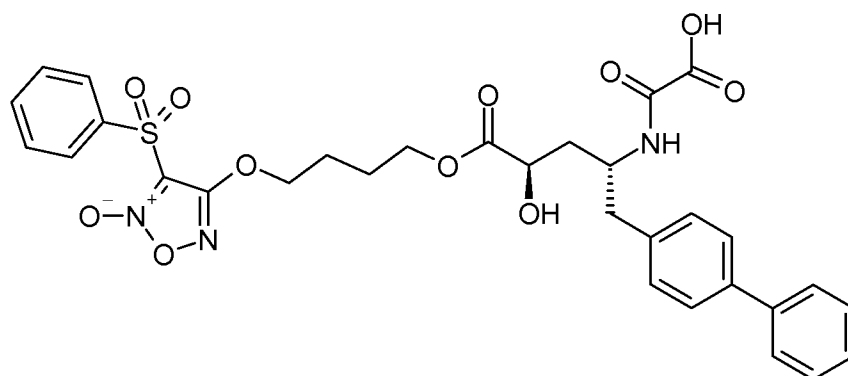
EXAMPLE 3

(2R,4R)-5-Biphenyl-4-yl-2-hydroxy-4-(oxalylamino)-pentanoic Acid 4-Nitrooxybutyl
Ester

- 5 To a solution of (2R,4R)-5-biphenyl-4-yl-4-*t*-butoxycarbonylamino-2-hydroxypentanoic acid 4-nitrooxybutyl ester (50 mg, 0.1 mmol) in MeCN (6 mL, 100 mmol) was added 4 M HCl in dioxane (249 μ L, 995 μ mol). The mixture was stirred at room temperature until the reaction was complete (~3 hours), then was concentrated to yield the deprotected compound.
- 10 Oxalyl chloride (12.6 μ L, 149 μ mol) was combined with DCM (1 mL, 20 mmol) and *t*-butyl alcohol (14.3 μ L, 149 μ mol), and stirred for 10 minutes. This solution was then added dropwise to a suspension of the deprotected compound from the previous step in DCM (2 mL) and Et₃N (41.6 μ L, 298 μ mol). The resulting mixture was stirred and monitored for completion (~20 minutes). The mixture was dried and MeCN (2 mL, 30
- 15 mmol) and 4 M HCl in dioxane (1.5 mL, 6.0 mmol) was added. The reaction was stirred and monitored for completion (~3 hours). The mixture was evaporated under reduced pressure and purified by preparative HPLC to yield the title compound (5.5 mg, 95% purity). MS *m/z* [M+H]⁺ calc'd for C₂₃H₂₆N₂O₉, 475.16; found 475.2.

EXAMPLE 4

(2*R*,4*R*)-5-Biphenyl-4-yl-2-hydroxy-4-(oxalylamino)-pentanoic Acid 4-(4-Benzenesulfonyl-5-oxofurazan-3-yloxy)butyl Ester

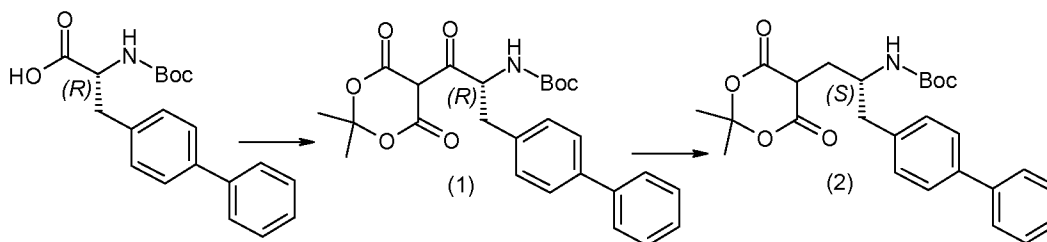


- 5 To a solution of (2*R*,4*R*)-5-biphenyl-4-yl-4-*t*-butoxycarbonylamino-2-hydroxypentanoic acid 4-(4-benzenesulfonyl-5-oxofurazan-3-yloxy)butyl ester (68 mg, 0.1 mmol) in MeCN (6 mL, 100 mmol) was added 4 M HCl in dioxane (249 μ L, 995 μ mol). The mixture was stirred at room temperature until the reaction was complete (~3 hours), then was concentrated to yield the deprotected compound.
- 10 Oxalyl chloride (12.6 μ L, 149 μ mol) was combined with DCM (1 mL, 20 mmol) and *t*-butyl alcohol (14.3 μ L, 149 μ mol), and stirred for 10 minutes. This solution was then added dropwise to a suspension of the deprotected compound from the previous step in DCM (2 mL) and Et₃N (41.6 μ L, 298 μ mol). The resulting mixture was stirred and monitored for completion (~20 minutes). The mixture was dried and MeCN (2 mL, 30
- 15 mmol) and 4 M HCl in dioxane (1.5 mL, 6.0 mmol) was added. The reaction was stirred and monitored for completion (~3 hours). The mixture was evaporated under reduced pressure and purified by preparative HPLC to yield the title compound (5.1 mg, 95% purity). MS m/z [M+H]⁺ calc'd for C₃₁H₃₁N₃O₁₁S, 654.17; found 654.4.

Additional compounds of the invention can be prepared using the following starting

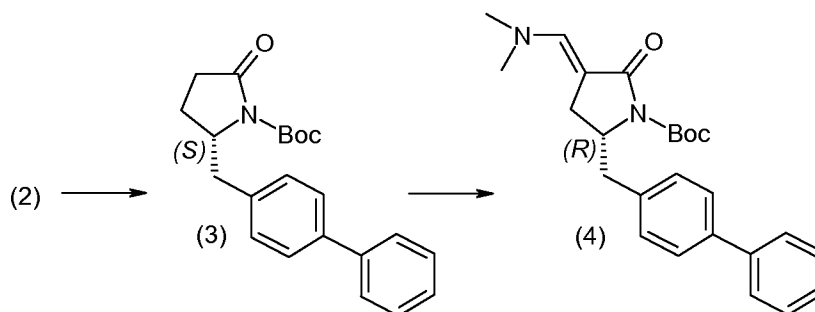
20 materials:

Preparation 16

(2S,4S)-5-Biphenyl-4-yl-4-*t*-butoxycarbonylamino-2-hydroxymethylpentanoic Acid

To a solution of (*R*)-3-biphenyl-4-yl-2-*t*-butoxycarbonylaminopropionic acid (50 g, 146 mmol), Meldrum's acid (23.3 g, 161 mmol) and DMAP (27.8 g, 227 mmol) in anhydrous DCM (500 mL) was added a solution of DCC (33.3 g, 161 mmol) in anhydrous DCM (200 mL) over 1 hour at -5°C under nitrogen. The mixture was stirred at -5°C for 8 hours, then refrigerated overnight, during which tiny crystals of dicyclohexylurea precipitated. After filtration, the mixture was washed with 5% KHSO₄ (4x200 mL) and saturated aqueous NaCl (1x200 mL), then dried under refrigeration with MgSO₄ overnight. The solution was evaporated to yield the crude product (1) (68 g, light yellow solid). LC-MS: [M+Na]:490, [2M+Na]:957.

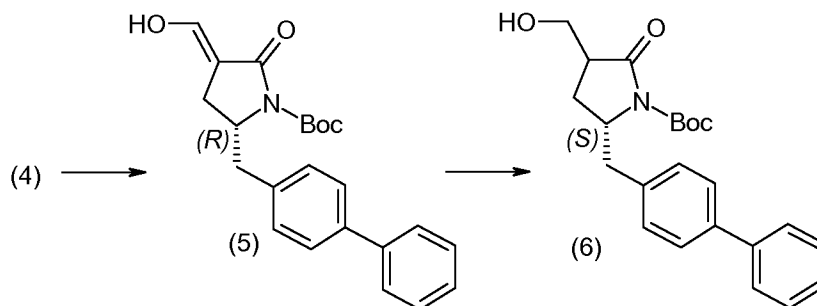
To a solution of crude product (1) (68 g, 147 mmol) in anhydrous DCM (1 L) was added AcOH (96.7 g, 1.6 mol) at -5°C under nitrogen. The mixture was stirred at -5°C for 0.5 hour, then NaBH₄ (13.9 g, 366 mmol) was added in small portions over 1 hour. After stirring for another 1 hour at -5°C, saturated aqueous NaCl (300 mL) was added. The organic layer was washed with saturated aqueous NaCl (2x300 mL) and water (2x300 mL), dried over MgSO₄, filtered, and evaporated to yield the crude product, which was further purified by chromatography (hexanes:EtOAc=5:1) to yield compound (2) (46 g, light yellow solid). LC-MS: [M+Na]:476, [2M+Na]:929.



A solution of compound (2) (46 g, 101 mmol) in anhydrous toluene (300 mL) was refluxed under nitrogen for 3 hours. After evaporation of the solvent, the residue was

purified by chromatography (hexanes:EtOAc=10:1) to yield compound (3) (27 g, light yellow solid). LC-MS: [M+Na]:374, [2M+Na]:725; ¹H NMR (300 MHz, CDCl₃): δ7.64-7.62 (m,4H), 7.51-7.46 (m,2H), 7.42-7.39 (m,1H), 7.39-7.30 (m,2H), 4.50-4.43 (m, 1H), 3.27-3.89 (m, 1H), 2.88-2.80 (m, 1H), 2.48-2.42 (m, 2H), 2.09-1.88 (m,2H), 1.66 (s,9H).

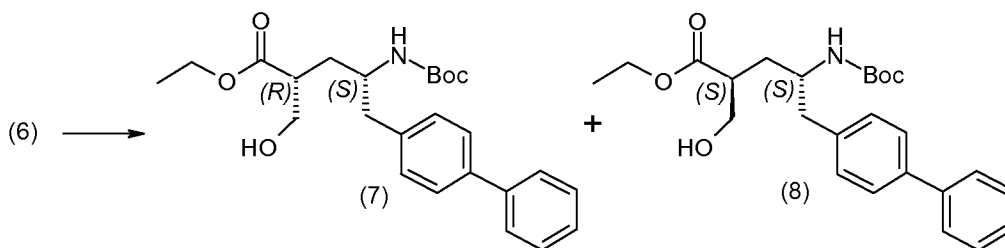
A mixture of compound (3) (27 g, 77 mmol) and *t*-butoxy-N,N,N',N'-tetramethylmethanediamine (40.3 g, 231 mmol) was heated to 80°C under nitrogen. After stirring for 3 hours at 80°C, the mixture was diluted with EtOAc (300 mL), washed with water (2x150 mL) and saturated aqueous NaCl (2x150 mL), dried over MgSO₄, filtered, and evaporated to yield crude compound (4) (29.7 g, light yellow oil). LC-MS: [M+H]:425, [2M+H]:835.



To a solution of crude compound (4) (29.7 g, 73 mmol) in THF (200 mL) was added 1 M HCl (81 mL) at 0°C under nitrogen. After stirring for 1 hour at room temperature, the mixture was diluted with EtOAc (100 mL) and adjusted with saturated aqueous NaHCO₃ to pH 7. The aqueous layer was extracted with EtOAc (2x150 mL) and the combined organic layers were washed with water (2x150 mL) and saturated aqueous NaCl (1x150 mL), dried over MgSO₄, filtered, and evaporated to yield crude compound (5) (29.4 g, yellow oil). LC-MS: [M+Na]:402, [2M+Na]:781.

To a solution of compound (5) (29.4 g, 77 mmol) in anhydrous THF (300 mL) was added anhydrous EtOH (30 mL) and AcOH (92.5 g, 1.5 mol) at -5°C under nitrogen. The mixture was stirred at -5°C for 0.5 hour, then NaBH₃CN (19.4 g, 308 mmol) was added in small portions over 1 hour. After stirring for one additional hour at -5°C, the mixture was adjusted with saturated aqueous NaHCO₃ to pH 7. The aqueous layers were extracted with EtOAc (2x200 mL) and the combined organic layers were washed with water (2x150 mL) and saturated aqueous NaCl (1x150 mL), dried over MgSO₄, filtered, and concentrated to yield the crude product, which was further purified by chromatography (hexanes:EtOAc=5:1) to yield compound (6) (11.2 g, light yellow solid). LC-MS:

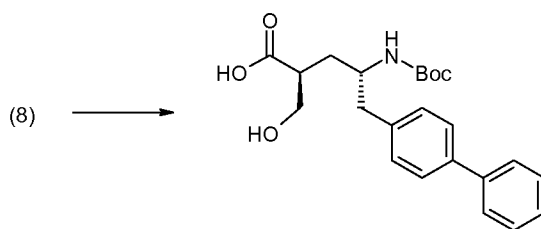
[M+Na]:404, [2M+Na]:785.



To a solution of compound (6) (11.2 g, 29 mmol) in anhydrous EtOH (500 mL) was added anhydrous K_2CO_3 (8.0 g, 58 mmol) at $0^\circ C$ under nitrogen. After stirring for 1 hour at $0^\circ C$, the mixture was warmed to room temperature and stirred for 16 hours. After filtration, the filtrate was concentrated and the residual was diluted with water (150 mL), DCM (200 mL) and saturated aqueous NaCl (50 mL). After separation, the aqueous layer was extracted with DCM (2x150 mL). The combined organic layers were washed with saturated aqueous NaCl (2x200 mL), dried over $MgSO_4$, and concentrated to yield the crude product which was further purified by column chromatography (hexanes:EtOAc=5:1) to yield compounds (7) and (8) (8.3 g, light yellow solid).

Compound (7): LC-MS: [M+Na]=450, [2M+Na]=877; 1H NMR (300 MHz, $CDCl_3$): δ 7.58-7.23 (m, 9H), 4.46-4.43 (d, 1H), 4.20-4.13 (m, 2H), 3.94 (s, 1H), 3.82-3.70 (m, 2H), 2.85-2.70 (m, 3H), 2.25-2.22 (d, 1H), 2.01-1.92 (m, 1H), 1.47 (s, 9H), 1.26-1.24 (m, 3H).

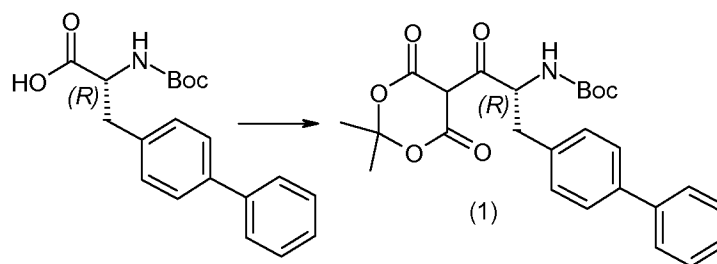
Compound (8): LC-MS: [M+Na]=450, [2M+Na]=877; 1H NMR (300 MHz, $CDCl_3$): δ 7.58-7.55 (m, 4H), 7.50-7.43 (m, 2H), 7.40-7.30 (m, 1H), 7.26-7.23 (m, 1H), 4.46 (m, 1H), 4.21-4.13 (m, 2H), 3.94 (m, 1H), 3.82-3.77 (m, 2H), 2.83-2.81 (d, 2H), 2.66-2.63 (m, 1H), 2.24 (m, 1H), 1.83-1.81 (m, 2H), 1.38 (s, 9H), 1.30-1.25 (m, 3H).



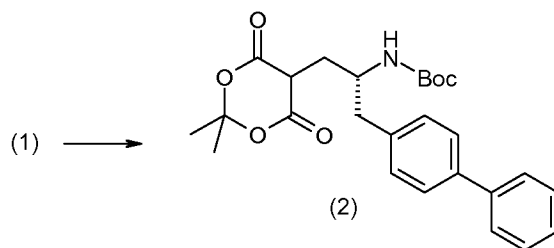
20

Compound (8) (210 mg) was saponified with LiOH to yield the title compound (1) (120 mg).

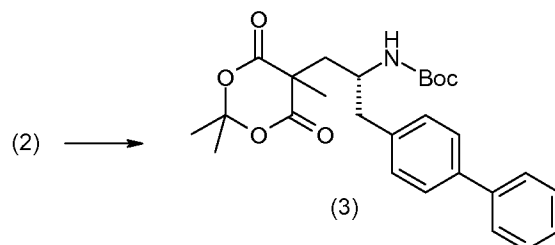
Preparation 17

(2S,4R)-5-Biphenyl-4-yl-4-*t*-butoxycarbonylamino-2-hydroxymethyl-2-methylpentanoic Acid

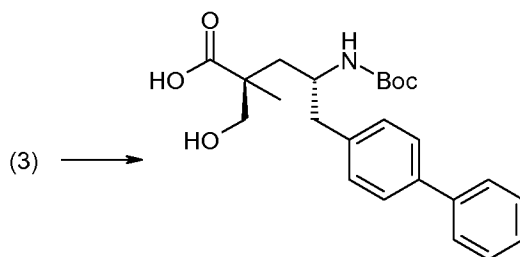
- 5 To a solution of (*R*)-3-biphenyl-4-yl-2-*t*-butoxycarbonylamino-propionic acid (50 g, 146 mmol), Meldrum's acid (23.3 g, 161 mmol) and DMAP (27.8 g, 227 mmol) in anhydrous DCM (500 mL) was added a solution of DCC (33.3 g, 161 mmol) in anhydrous DCM (200 mL) over 1 hour at -5°C under nitrogen. The mixture was stirred at -5°C for 8 hours, then refrigerated overnight, during which tiny crystals of dicyclohexylurea
- 10 precipitated. After filtration, the mixture was washed with 5% KHSO₄ (4x200 mL) and saturated aqueous NaCl (1x200 mL), then dried under refrigeration with MgSO₄ overnight. The solution was evaporated to yield the compound (1) (68 g) as a light yellow solid, which was used without further purification. LC-MS: [M+Na]:490, [2M+Na]:957.



- 15 AcOH (8.6 mL) was added to a solution of crude compound (1) (6.4 g, 14 mmol) in anhydrous MeCN (90 mL) was added AcOH (8.6 mL) at -5°C under nitrogen. The mixture was stirred at -5°C for 30minutes, then sodium borohydride (1.3 g, 34.5 mmol) was added in small portions over 2 hours. After stirring for another 1 hour at -5°C, saturated aqueous NaCl and 1.7 M of NaCl in water (30 mL) was added. The layers were
- 20 separated and the organic layer was washed with saturated aqueous NaCl (2x30mL) and water (2x30mL), dried under MgSO₄, filtered and evaporated, The resulting crude product was further purified by chromatography (5:1 heptane:EtOAc) to yield compound (2) (1.1 g) as a light yellow solid.



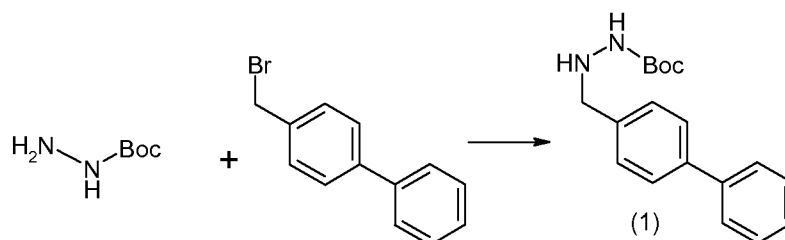
Compound (2) (5.0 g, 11 mmol) and K_2CO_3 (1.8 g, 13.2 mmol) were dissolved in DMF (33.9 mL) and cooled to 0°C with stirring under nitrogen. Methyl iodide (892 μ L) was added and the resulting mixture was stirred at 0°C for 1 hour. The mixture was
5 allowed to warm to room temperature (23°C) and held overnight. Saturated aqueous NaCl (35 mL) and EtOAc (35 mL) were added, and the resulting mixture was stirred for 2 minutes. The layers were separated and the organic layer was evaporated. The residue was triturated with EtOAc (20 mL). The solid was filtered off and dried under vacuum. The filtrate was concentrated and triturated again with EtOAc to yield compound (3) (3.9
10 g).



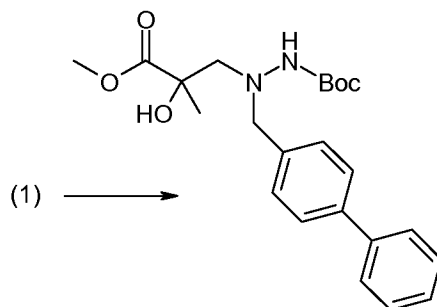
Distilled Water (140 mL) was purged 30 minutes under nitrogen, then cannulated into a vessel containing 0.1 M of samarium diiodide in THF (800 mL), exercising caution not to allow any air to come into contact with solution. While maintaining an atmosphere
15 of nitrogen, a degassed solution of compound (3) (3.7 g, 8.0 mmol) and THF (100 mL) was added via canula. The resulting mixture was stirred for 15 minutes, then exposed to air. Saturated aqueous NaCl (12 mL), 10% citric acid (6 mL), and EtOAc (30 mL) were added. The mixture was stirred for 5 minutes, then both layers were extracted. The organic layer was dried over Na_2SO_4 and concentrated under vacuum. The crude product was purified
20 by chromatography (330g gold column, 50% EtOAc with 0.5% AcOH/ether gradient) to yield the title compound (1.4 g).

Preparation 18

3-(N-Biphenyl-4-ylmethyl-N'-*t*-butoxycarbonylhydrazino)-2-hydroxy-2-methylpropionic Acid Methyl Ester



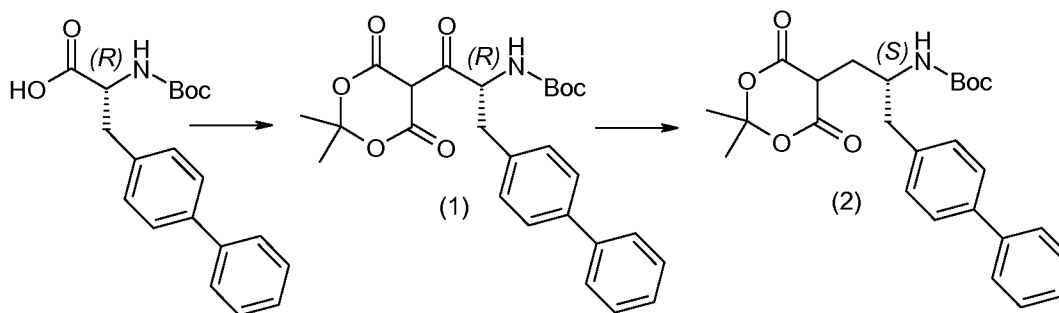
- 5 4-(Bromomethyl)biphenyl (2.00 g, 8.09 mmol) and DIPEA (1.4 mL, 8.1 mmol) were dissolved in DMF (40.0 mL), then *t*-butyl carbazate (2.1 g, 16.2 mmol) was added and the mixture was stirred at room temperature overnight. Upon completion of the reaction, the mixture was partially concentrated, and the residue was partitioned between EtOAc and saturated aqueous NaHCO₃. The EtOAc layer was dried over Na₂SO₄ and
- 10 concentrated. The crude product was purified by flash chromatography (0-60% EtOAc/hexanes with 0.5% DIPEA) to yield compound (1) (1.3 g.)



- Compound (1) (460 mg, 1.5 mmol) was dissolved in isopropyl alcohol (10.0 mL), then methyl 2-methylglycidate (180 μ L, 1.7 mmol) was added and the mixture was heated
- 15 to 85°C overnight. Upon completion of the reaction, the mixture was partitioned between EtOAc and saturated aqueous NaHCO₃. The EtOAc layer was then dried over Na₂SO₄ and concentrated to yield the title compound (0.5 g), which was used without further purification.

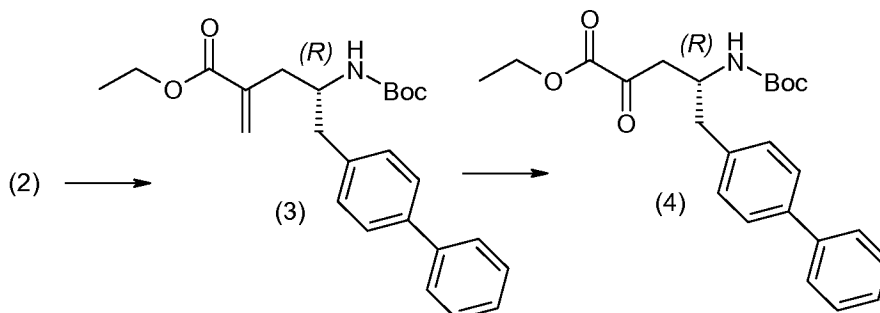
Preparation 19

(R)-4-Amino-5-biphenyl-4-yl-2-hydroxy-2-methylpentanoic Acid Ethyl Ester



To a solution of (R)-3-biphenyl-4-yl-2-t-butoxycarbonylamino-propionic acid (50 g, 0.1 mol), Meldrum's acid (23.3 g, 0.2 mol) and DMAP (27.8 g, 0.2 mol) in anhydrous DCM (500 mL) was added a solution of DCC (33.3 g, 0.2 mol) in anhydrous DCM (200 mL) over 1 hour at -5°C under nitrogen. The mixture was stirred at -5°C for 8 hours, then refrigerated overnight, during which tiny crystals of dicyclohexylurea precipitated. After filtration, the mixture was washed with 5% KHSO₄ (4x200 mL), saturated aqueous NaCl (200 mL) and dried under refrigeration with MgSO₄ overnight. The resulting solution was evaporated to yield crude compound (1) as a light yellow solid (68 g). LC-MS: [M+Na]: 490, [2M+Na]: 957.

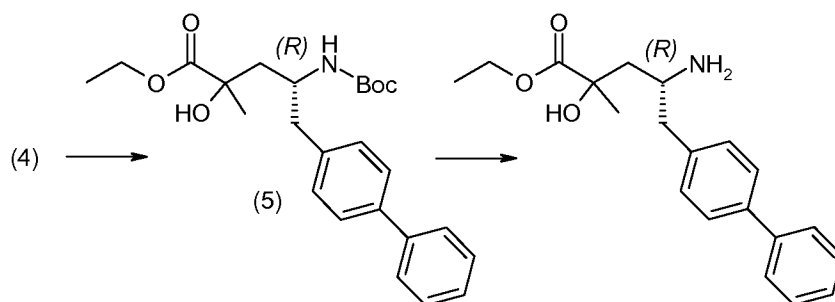
To a solution of crude compound (1) (68 g, 0.1 mol) in anhydrous DCM (1 L) was added AcOH (96.8 g, 1.6 mol) at -5°C under nitrogen. The mixture was stirred at -5°C for 0.5 hour, then NaBH₄ (13.9 g, 0.4 mol) was added in small portions over 1 hour. After stirring at -5°C for another 1 hour, saturated aqueous NaCl (300 mL) was added. The organic layer was washed with saturated aqueous NaCl (2x300 mL) and water (2x300 mL), dried over MgSO₄, filtered, and concentrated to give the crude product which was further purified by chromatography (hexanes:EtOAc=5:1) to yield compound (2) as a light yellow solid (46 g). LC-MS: [M+Na]: 476, [2M+Na]: 929.



To a solution of compound (2) (46 g, 0.1 mol) in tertiary butyl alcohol (100 mL)

was added dimethylmethyleimmonium iodide (46.3 g, 0.3 mol) at room temperature under nitrogen. The mixture was heated to 65°C and stirred at this temperature for 16 hours. After filtration, the filtrate was concentrated to give the crude product which was further purified by chromatography (hexanes:EtOAc=20:1~10:1) to yield compound (3) as a light yellow solid (18 g). LC-MS: [M+Na]: 460, [2M+Na]: 897.

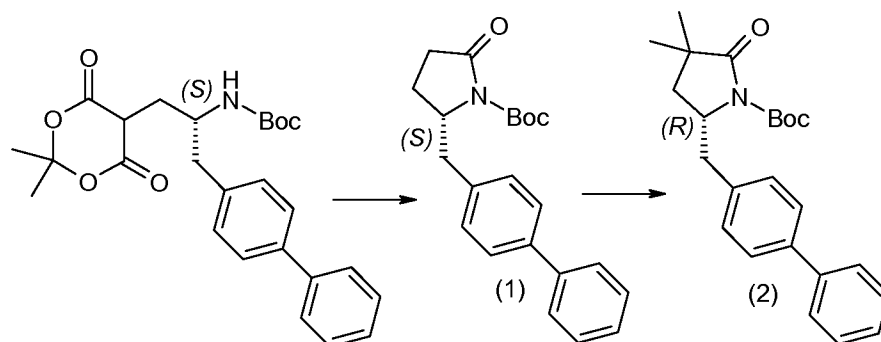
To a solution of compound (3) (18 g, 44 mmol) in acetone (430 mL) and water (22 mL) was added Sudan Red as indicator. Ozone atmosphere was introduced into the mixture at 0°C until the red color of Sudan Red disappeared. Dimethyl sulfide (45 mL) was added and the mixture was stirred at room temperature overnight. The mixture was then concentrated and the residual was purified by chromatography (hexanes:EtOAc=15:1~7:1) to yield compound (4) as a light yellow solid (9.5 g). LC-MS: [M+H]: 434, [2M+H]: 845.



To a solution of compound (4) (9.5 g, 23 mmol) in anhydrous THF (120 mL) was added a solution of methylmagnesium bromide in THF (9.2 mL, 28 mmol) at -70°C under nitrogen. The mixture was stirred at -60°C for 3 hours and the reaction was then quenched with saturated aqueous NH₄Cl (50 mL). The organic layer was separated and dried over MgSO₄. The mixture was then concentrated and the residual was purified by chromatography (hexanes:EtOAc=10:1~5:1) to yield compound (5) as an oil (7.9 g). LC-MS: [M+H]: 450, [2M+H]: 877.

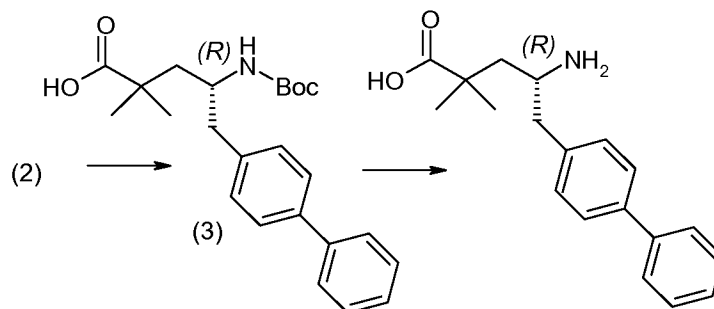
Step 6: To a solution of compound (5) (7.9 g, 18.4 mmol) in anhydrous DCM (300 mL) was pumped HCl atmosphere at 0°C for 6 hours. The mixture was then concentrated and the residue was washed with anhydrous Et₂O to yield the title compound as a white solid HCl salt (5.8 g). LC-MS: [M+H]: 364, [2M+H]: 727. ¹H NMR (300 MHz, DMSO): δ 8.00-7.97 (d, 4H), 7.67-7.62 (m, 6H), 7.47-7.28 (m, 8H), 6.32 (s, 1H), 6.09 (s, 1H), 4.13-4.06 (m, 2H), 3.95-3.78 (m, 2H), 3.60 (s, 1H), 3.22-3.08 (m, 3H), 2.95-2.65 (m, 2H), 1.99-1.79 (m, 4H), 1.30-0.87 (m, 9H).

Preparation 20

(R)-4-Amino-5-biphenyl-4-yl-2,2-dimethylpentanoic Acid Ethyl Ester

A solution of [(*S*)-1-biphenyl-4-ylmethyl-2-(2,2-dimethyl-4,6-dioxo-[1,3]dioxan-5-yl)-ethyl]-carbamic acid *t*-butyl ester (46 g, 0.1 mol) in anhydrous toluene (300 mL) was refluxed for 3 hours under nitrogen. After evaporation of the solvent, the residue was purified by chromatography (hexanes:EtOAc=10:1) to yield compound (1) as a light yellow solid (27 g). LC-MS: [M+Na]: 374, [2M+Na]: 725.

To a solution of compound (1) (6.2 g, 17.6 mmol) in anhydrous THF (100 mL) was added a solution of LiHMDS in THF (39 mL, 39 mmol) at -78°C under nitrogen. The mixture was stirred at -78°C for 2 hours, and then methyl iodide (7.5 g, 53 mmol) was added. After stirring for 0.5 hour at -78°C, the mixture was warmed to room temperature and stirred at room temperature for 3 hours. After the mixture cooled to -10°C, the reaction was quenched with saturated aqueous NH₄Cl (100 mL) and extracted with EtOAc (100 mL×4). The combined organic layers were washed with saturated aqueous NaCl (300 mL), dried over MgSO₄, filtered, and concentrated to yield the crude product which was further purified by chromatography (hexanes:EtOAc=10:1) to yield compound (2) as a light yellow solid (5.7 g). LC-MS: [M+Na]: 402, [2M+Na]: 781.



To a solution of compound (2) (5.7 g, 15 mmol) in acetone (120 mL) was added 1 M NaOH (60 mL, 60 mmol) at -5°C under nitrogen. The mixture was warmed to room

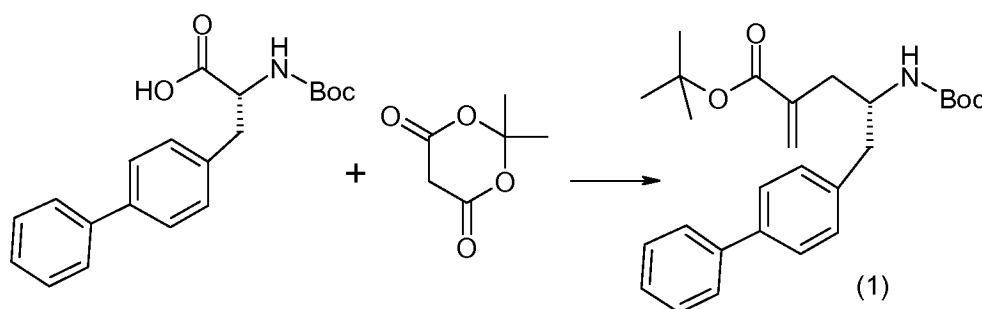
temperature and stirred at room temperature for 20 hours. The mixture was concentrated and the residual was diluted with water (250 mL) and washed with EtOAc (150 mL). The pH of the aqueous layer was adjusted to 2 with 6 M HCl at 0°C, and the solid was filtrated and dried *in vacuo* to yield the crude compound (3) as a white solid (5 g). LC-MS:

5 [M+Na]: 420, [2M+Na]: 817.

To a solution of crude compound (3) (5 g, 12.7 mmol) in anhydrous EtOH (300 mL) was added SOCl₂ (13.4 mL, 190 mmol) at -30°C under nitrogen. The mixture was warmed to room temperature and stirred for 20 hours at room temperature. The mixture was concentrated, and the residual was washed with anhydrous Et₂O to yield the title
 10 compound as a white solid HCl salt (3.7 g). LC-MS: [M+H]: 326, [2M+H]: 651. ¹H NMR (300 MHz, DMSO): δ7.86 (s, 3H), 7.67-7.64 (m, 4H), 7.49-7.33 (m, 5H), 4.09-3.97 (m, 2H), 3.42 (m, 1H), 2.90-2.80 (m, 2H), 1.88-1.84 (m, 2H), 1.17-1.12 (m, 9H).

Preparation 21

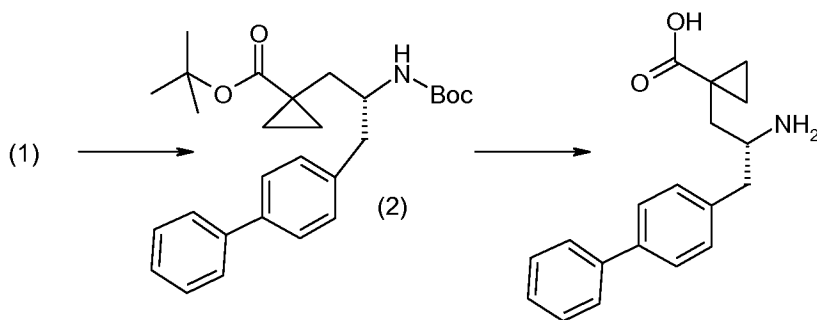
1-((R)-2-Amino-3-biphenyl-4-yl-propyl)cyclopropanecarboxylic Acid



15

Into a flask containing BOC-D-4,4'-biphenylalanine (11.3 g, 33.1 mmol, 1.0 eq.), 4-dimethylaminopyridine (6.5 g, 53.0 mmol, 1.6 eq.), 2,2-dimethyl-1,3-dioxane-4,6-dione (5.3 g, 36.4 mmol, 1.1 eq.) in DCM (100 mL) was added 1 M of DCC in DCM (38.1 mL) at 0°C over 30 minutes. The mixture was maintained at 0°C for 6 hours and the resulting
 20 precipitate was filtered off. The filtrate was washed with aqueous 10% KHSO₄ (2x50 mL) then dried. The solution was acidified with AcOH (20 mL) at 0 °C and sodium borohydride (3.1 g, 82.7 mmol, 2.5 eq.) was added over 30 minutes in 3 portions. The mixture was maintained at 0°C for 3 hours, washed with water and dried, then concentrated under vacuum. The crude material was purified by chromatography (0-40%
 25 EtOAc/hexanes gradient). Eschenmoser's salt (15.9 g, 86.0 mmol) in *t*-butyl alcohol (70 mL) was added and the resulting mixture was stirred at 65°C overnight. The mixture was concentrated and Et₂O (10 mL) was added. The organic solution was then washed with saturated aqueous NaHCO₃ (10 mL) and 10% KHSO₄ (10 mL). The organic solution was

dried over Na_2SO_4 and concentrated. The crude product was purified by chromatography (0-40% EtOAc/hexanes gradient) to yield compound (1) (3.3 g).

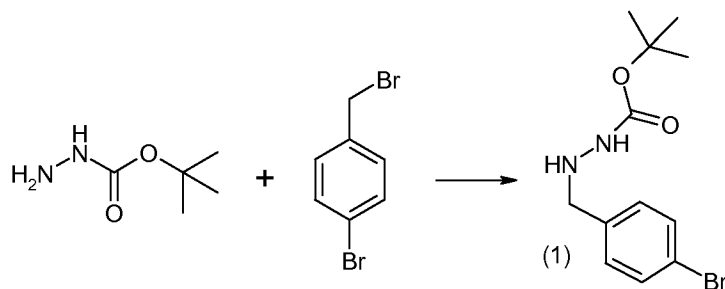


Trimethylsulfoxonium iodide (2.0 g, 9.2 mmol, 1.0 eq.) in dimethyl sulfoxide (50 mL) was combined with NaH (366 mg, 9.2 mmol, 1.1 eq.) and stirred for 15 minutes at room temperature. To this was added compound (1) (3.6 g, 8.3 mmol, 1.0 eq) dissolved in dimethyl sulfoxide (50 mL). The resulting mixture was stirred at room temperature overnight. The solution was mixed with saturated aqueous NaCl (50 mL) and extracted with EtOAc (3x10 mL), and the organic layer was washed with saturated aqueous NaCl (2x50 mL) and dried over anhydrous Na_2SO_4 . After evaporation of the solvent, the crude reaction was purified by chromatography (0-40% EtOAc/hexanes gradient) to yield compound (2). TFA (200 μL) and DCM (500 μL) were added and the resulting mixture was stirred for 30 minutes. The solvent was evaporated under vacuum and azeotroped with toluene (2x) to obtain the title compound.

15

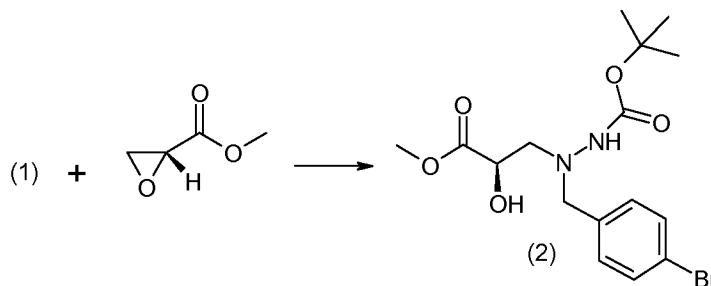
Preparation 22

(R)-3-[N-(3'-Chlorobiphenyl-4-ylmethyl)hydrazino]-2-hydroxypropionic Acid Ethyl Ester (compound 3) and (R)-3-[N-(5'-Chloro-2'-fluorobiphenyl-4-ylmethyl)hydrazino]-2-hydroxypropionic Acid Ethyl Ester (compound 4)



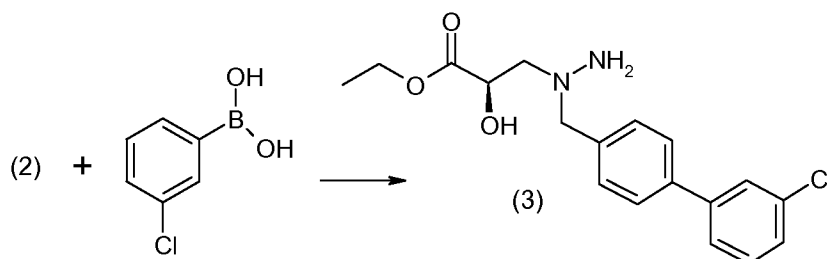
20 4-Bromobenzyl bromide (5.0 g, 20 mmol) and DIPEA (3.48 mL, 20.0 mmol) were dissolved in DMF (20 mL). *t*-Butyl carbazate (7.9 g, 60.0 mmol) was added and the mixture was stirred at room temperature until the reaction was complete. The mixture was

partially concentrated, then the residue was partitioned between EtOAc and a saturated aqueous NaHCO_3 solution. The EtOAc layer was then dried over Na_2SO_4 and concentrated. The crude product was purified by flash chromatography to yield compound 1 (3.8 g).



5

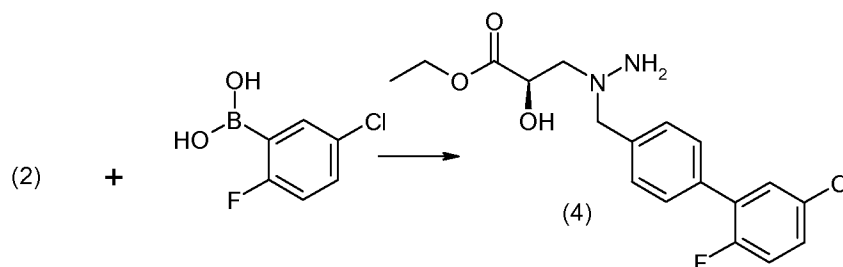
Compound 1 (1.9 g, 6.3 mmol) was dissolved in isopropyl alcohol (26.4 mL). Methyl (2*R*)-glycidate (1.1 mL, 12.6 mmol) was added and the mixture was heated at 90°C until the reaction was complete (~4 days). The mixture was cooled to room temperature and concentrated to yield compound 2 (2.5 g) as a white solid.



10

Compound 2 (600 mg, 1 mmol), 3-chlorophenylboronic acid (419 mg, 2.7 mmol), and K_2CO_3 (617 mg, 4.5 mmol) were combined in EtOH (5 mL) and water (1 mL), followed by the addition of SilicaCat[®] Pd(0) (0.09 mmol/g loading, 1160 mg, 104 μmol). The mixture was heated at 120°C until the reaction was complete (~30 minutes). The mixture was filtered and concentrated. The residue was dissolved into MeN/AcOH and purified by reverse phase chromatography (55 g column; gradient 30-95% MeCN in water with 0.1%TFA). The clean fractions were collected, concentrated and then dissolved in 4M HCl in dioxane (6 mL) and EtOH (6 mL). The mixture was stirred at room temperature overnight, then concentrated to yield compound 3 (250 mg).

15



Alternately, Compound 2 (1.0 g, 2.5 mmol), 5-chloro-2-fluorophenylboronic acid (865 mg, 4.96 mmol), and K_2CO_3 (857 mg, 6.2 mmol), were combined in EtOH (30 mL, 500 mmol) and water (8 mL, 400 mmol), followed by the addition of SilicaCat[®] DPP-Pd (0.28 mmol/g loading; 886 mg, 248 μ mol). The mixture was heated at 90°C until the reaction was complete (2 hours). The precipitate was filtered off, and the filtrate was concentrated and purified (Interchim reverse phase chromatography column; 30-95% MeCN in water with 0.5% TFA). The clean fractions were collected, lyophilized, and combined with 4 M HCl in dioxane (8 mL, 30 mmol) and EtOH (10 mL, 200 mmol). The resulting mixture was stirred at room temperature until the reaction was complete (7 hours). The mixture was concentrated to yield an oil, which was stirred in ether with few drops of EtOH overnight. The precipitate was filtered off and rinsed with ether to yield compound 4 (140 mg).

ASSAY 1

In vitro Assays for the Quantitation of Inhibitor Potencies at Human and Rat NEP, and Human ACE

The inhibitory activities of compounds at human and rat neprilysin (EC 3.4.24.11; NEP) and human angiotensin converting enzyme (ACE) were determined using *in vitro* assays as described below.

Extraction of NEP Activity from Rat Kidneys

Rat NEP was prepared from the kidneys of adult Sprague Dawley rats. Whole kidneys were washed in cold phosphate buffered saline (PBS) and brought up in ice-cold lysis buffer (1% Triton X-114, 150 mM NaCl, 50 mM tris(hydroxymethyl) aminomethane (Tris) pH 7.5; Bordier (1981) *J. Biol. Chem.* 256: 1604-1607) in a ratio of 5 mL of buffer for every gram of kidney. Samples were homogenized on ice using a polytron hand held tissue grinder. Homogenates were centrifuged at 1000 x g in a swinging bucket rotor for 5 minutes at 3°C. The pellet was resuspended in 20 mL of ice cold lysis buffer and incubated on ice for 30 minutes. Samples (15-20 mL) were then layered onto 25 mL of

ice-cold cushion buffer (6% w/v sucrose, 50 mM pH 7.5 Tris, 150 mM NaCl, 0.06%, Triton X-114), heated to 37°C for 3-5 minutes and centrifuged at 1000 x g in a swinging bucket rotor at room temperature for 3 minutes. The two upper layers were aspirated off, leaving a viscous oily precipitate containing the enriched membrane fraction. Glycerol
5 was added to a concentration of 50% and samples were stored at -20°C. Protein concentrations were quantitated using a BCA detection system with bovine serum albumin (BSA) as a standard.

Enzyme Inhibition Assays

Recombinant human NEP and recombinant human ACE were obtained
10 commercially (R&D Systems, Minneapolis, MN, catalog numbers 1182-ZN and 929-ZN, respectively). The fluorogenic peptide substrate Mca-D-Arg-Arg-Leu-Dap-(Dnp)-OH (Medeiros et al. (1997) *Braz. J. Med. Biol. Res.* 30:1157-62; Anaspec, San Jose, CA) and Abz-Phe-Arg-Lys(Dnp)-Pro-OH (Araujo et al. (2000) *Biochemistry* 39:8519-8525; Bachem, Torrance, CA) were used in the NEP and ACE assays respectively.

15 The assays were performed in 384-well white opaque plates at 37°C using the fluorogenic peptide substrates at a concentration of 10 µM in Assay Buffer (NEP: 50 mM HEPES, pH 7.5, 100 mM NaCl, 0.01% polyethylene glycol sorbitan monolaurate (Tween-20), 10 µM ZnSO₄; ACE: 50 mM HEPES, pH 7.5, 100 mM NaCl, 0.01% Tween-20, 1 µM ZnSO₄). The respective enzymes were used at concentrations that resulted in quantitative
20 proteolysis of 1 µM of substrate after 20 minutes at 37°C.

Test compounds were assayed over the range of concentrations from 10 µM to 20 pM. Test compounds were added to the enzymes and incubated for 30 minute at 37°C prior to initiating the reaction by the addition of substrate. Reactions were terminated after 20 minutes of incubation at 37°C by the addition of glacial acetic acid to a final
25 concentration of 3.6% (v/v).

Plates were read on a fluorometer with excitation and emission wavelengths set to 320 nm and 405 nm, respectively. Inhibition constants were obtained by nonlinear regression of the data using the equation (GraphPad Software, Inc., San Diego, CA):

$$v = v_0 / [1 + (I / K')]$$

30 where v is the reaction rate, v_0 is the uninhibited reaction rate, I is the inhibitor concentration and K' is the apparent inhibition constant.

Compounds of the invention were tested in this assay and found to have pK_i values at human NEP as follows, noting however, that these values may be affected by hydrolysis

in the assay conditions and are therefore approximations of activity.

| Ex. | pK _i |
|-----|-----------------|
| 1 | 7.0-7.5 |
| 2 | 7.0-7.5 |
| 3 | 6.0-6.5 |
| 4 | 6.0-6.5 |

ASSAY 2

Pharmacodynamic (PD) assay for ACE and NEP Activity in Anesthetized Rats

5 Male, Sprague Dawley, normotensive rats are anesthetized with 120 mg/kg (i.p.) of inactin. Once anesthetized, the jugular vein, carotid artery (PE 50 tubing) and bladder (flared PE 50 tubing) catheters are cannulated and a tracheotomy is performed (Teflon Needle, size 14 gauge) to facilitate spontaneous respiration. The animals are then allowed a 60 minute stabilization period and kept continuously infused with 5 mL/kg/h of saline
10 (0.9%) throughout, to keep them hydrated and ensure urine production. Body temperature is maintained throughout the experiment by use of a heating pad. At the end of the 60 minute stabilization period, the animals are dosed intravenously (i.v.) with two doses of AngI (1.0 µg/kg, for ACE inhibitor activity) at 15 minutes apart. At 15 minutes post-second dose of AngI, the animals are treated with vehicle or test compound. Five minutes
15 later, the animals are additionally treated with a bolus i.v. injection of atrial natriuretic peptide (ANP; 30 µg/kg). Urine collection (into pre-weighted eppendorf tubes) is started immediately after the ANP treatment and continued for 60 minutes. At 30 and 60 minutes into urine collection, the animals are re-challenged with AngI. Blood pressure measurements are done using the Notocord system (Kalamazoo, MI). Urine samples are
20 frozen at -20 °C until used for the cGMP assay. Urine cGMP concentrations are determined by Enzyme Immuno Assay using a commercial kit (Assay Designs, Ann Arbor, Michigan, Cat. No. 901-013). Urine volume is determined gravimetrically. Urinary cGMP output is calculated as the product of urine output and urine cGMP concentration. ACE inhibition is assessed by quantifying the % inhibition of pressor response to AngI. NEP
25 inhibition is assessed by quantifying the potentiation of ANP-induced elevation in urinary cGMP output.

ASSAY 3

In Vivo Evaluation of Antihypertensive Effects in the Conscious SHR Model of Hypertension

30 Spontaneously hypertensive rats (SHR, 14-20 weeks of age) are allowed a

minimum of 48 hours acclimation upon arrival at the testing site with free access to food and water. For blood pressure recording, these animals are surgically implanted with small rodent radiotransmitters (telemetry unit; DSI Models TA11PA-C40 or C50-PXT, Data Science Inc., USA). The tip of the catheter connected to the transmitter is inserted
5 into the descending aorta above the iliac bifurcation and secured in place with tissue adhesive. The transmitter is kept intraperitoneally and secured to the abdominal wall while closing of the abdominal incision with a non-absorbable suture. The outer skin is closed with suture and staples. The animals are allowed to recover with appropriate post operative care. On the day of the experiment, the animals in their cages are placed on top
10 of the telemetry receiver units to acclimate to the testing environment and baseline recording. After at least of 2 hours baseline measurement is taken, the animals are then dosed with vehicle or test compound and followed out to 24 hours post-dose blood pressure measurement. Data is recorded continuously for the duration of the study using Notocord software (Kalamazoo, MI) and stored as electronic digital signals. Parameters
15 measured are blood pressure (systolic, diastolic and mean arterial pressure) and heart rate.

ASSAY 4

In Vivo Evaluation of Antihypertensive Effects

in the Conscious DOCA-Salt Rat Model of Hypertension

CD rats (male, adult, 200-300 grams, Charles River Laboratory, USA) are allowed
20 a minimum of 48 hours acclimation upon arrival at the testing site before they are placed on a high salt diet. One week after the start of the high salt diet (8% in food or 1% NaCl in drinking water), a deoxycorticosterone acetate (DOCA) pellet (100 mg, 90 days release time, Innovative Research of America, Sarasota, FL) is implanted subcutaneously and unilateral nephrectomy is performed. At this time, the animals are also surgically
25 implanted with small rodent radiotransmitters for blood pressure measurement (see Assay 3 for details). The animals are allowed to recover with appropriate post operative care. Study design, data recording, and parameters measured is similar to that described for Assay 3.

ASSAY 5

In Vivo Evaluation of Antihypertensive Effects

in the Conscious Dahl/SS Rat Model of Hypertension

Male, Dahl salt sensitive rats (Dahl/SS, 6-7 weeks of age from Charles River Laboratory, USA) are allowed at least 48 hours of acclimation upon arrival at the testing

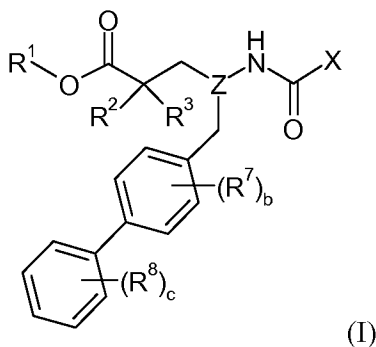
site before they were placed on a 8% NaCl high salt diet (TD.92012, Harlan, USA) then surgically implanted with small rodent radiotransmitters for blood pressure measurement (see Assay 3 for details). The animals are allowed to recover with appropriate post operative care. At approximately 4 to 5 weeks from the start of high salt diet, these
5 animals are expected to become hypertensive. Once the hypertension level is confirmed, these animals are used for the study while continued with the high salt diet to maintain their hypertension level. Study design, data recording, and parameters measured is similar to that described in Assay 3.

While the present invention has been described with reference to specific aspects or
10 embodiments thereof, it will be understood by those of ordinary skilled in the art that various changes can be made or equivalents can be substituted without departing from the true spirit and scope of the invention. Additionally, to the extent permitted by applicable patent statutes and regulations, all publications, patents and patent applications cited herein are hereby incorporated by reference in their entirety to the same extent as if each
15 document had been individually incorporated by reference herein.

CLAIMS

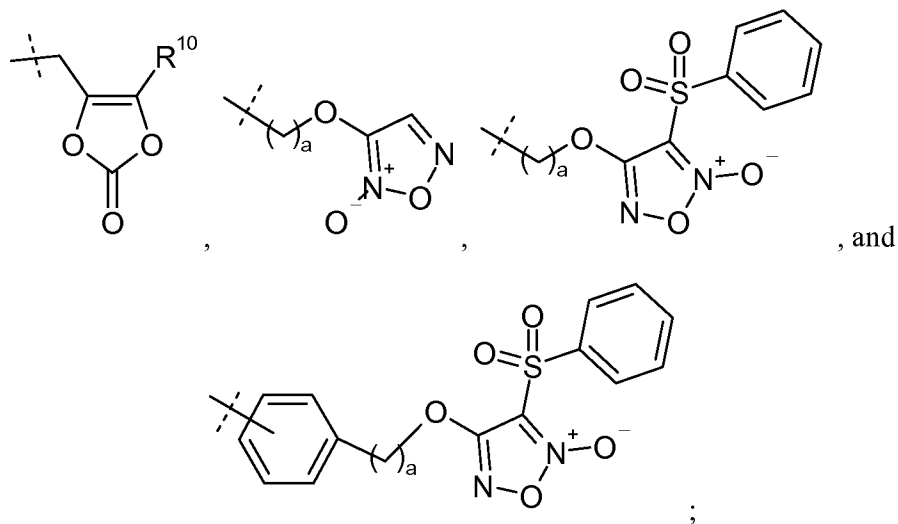
WHAT IS CLAIMED IS:

1. A compound of formula I:



5 where:

R¹ is selected from -C₁₋₁₀alkyl substituted with 1 or 2 -ONO₂ groups, -CH₂O-R¹⁰, -C₁₋₆alkylene-O-CH₂-CH(ONO₂)-C₁₋₆alkyl, -phenylene-R¹⁰, -C₁₋₆alkylene-SO₂NH(OH),



10 R¹⁰ is -C₂₋₁₀alkyl substituted with 1 or 2 -ONO₂ groups; and

a is an integer from 2-5;

R² is selected from -OH, -CH₂OH, -OP(O)(OH)₂, and -CH₂OP(O)(OH)₂; and R³ is selected from H and -CH₃; or

R² is taken together with R³ to form -CH₂-O-CH₂- or -CH₂-CH₂-; or

15 R² and R³ are both -CH₃;

Z is -CH- or -N-;

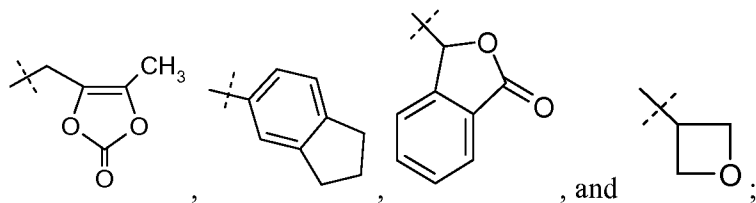
X is -COOR⁴ or -C₁₋₉heteroaryl substituted with R⁵ and R⁶;

R⁵ is absent or is selected from H; halo; -C₀₋₅alkylene-OH; -NH₂; -C₁₋₆alkyl; -CF₃; -C₃₋₇cycloalkyl; -C₀₋₂alkylene-O-C₁₋₆alkyl; -C(O)H; -C(O)-C₁₋₆alkyl; -C₀₋₁alkylene-

COOR⁵⁰; -C(O)NR⁵¹R⁵²; -NHC(O)R⁵³; =O; -NO₂; -C(CH₃)=N(OH); phenyl optionally substituted with one or two groups independently selected from halo, -OH, -CF₃, -OCH₃, -NHC(O)CH₃, and phenyl; naphthalenyl; pyridinyl; pyrazinyl; pyrazolyl optionally substituted with methyl; thiophenyl optionally substituted with methyl
 5 or halo; furanyl; and -CH₂-morpholinyl; and R⁵, when present, is attached to a carbon atom; where R⁵¹ and R⁵² are independently selected from H, -C₁₋₆alkyl, -CH₂COOH, -(CH₂)₂OH, -(CH₂)₂OCH₃, -(CH₂)₂SO₂NH₂, -(CH₂)₂N(CH₃)₂, -C₀₋₁alkylene-C₃₋₇cycloalkyl, and -(CH₂)₂-imidazolyl; or R⁵¹ and R⁵² are taken together to form a saturated or partially unsaturated -C₃₋₅heterocycle optionally substituted with
 10 halo, -OH, -COOH, or -CONH₂; and optionally containing an oxygen atom in the ring; and R⁵³ is selected from -C₁₋₆alkyl; -C₀₋₁alkylene-O-C₁₋₆alkyl; phenyl optionally substituted with halo or -OCH₃; and -C₁₋₉heteroaryl;

R⁶ is absent or is selected from H; -OH; -C₁₋₆alkyl; -C₁₋₂alkylene-COOR⁶⁰; -CH₂OC(O)CH(R⁶¹)NH₂; -OCH₂OC(O)CH(R⁶¹)NH₂; -OCH₂OC(O)CH₃;
 15 -CH₂OP(O)(OH)₂; -CH₂CH(OH)CH₂OH; -CH[CH(CH₃)₂]-NHC(O)O-C₁₋₆alkyl; pyridinyl; and phenyl or benzyl optionally substituted with one or more groups selected from halo, -COOR⁶⁰, -OCH₃, -OCF₃, and -SCF₃; and R⁶, when present, is attached to a carbon or nitrogen atom; where R⁶¹ is selected from H, -CH(CH₃)₂, phenyl, and benzyl;

R⁴, R⁵⁰, and R⁶⁰ are independently selected from H, -C₁₋₈alkyl,
 20 -C₁₋₃alkylene-C₆₋₁₀aryl, -C₁₋₃alkylene-C₁₋₉heteroaryl, -C₃₋₇cycloalkyl, -[(CH₂)₂O]₁₋₃CH₃, -C₁₋₆alkylene-OC(O)R⁴⁰, -C₁₋₆alkylene-NR⁴¹R⁴², -C₁₋₆alkylene-C(O)R⁴³, -C₀₋₆alkylenemorpholinyl, -C₁₋₆alkylene-SO₂-C₁₋₆alkyl,



where R⁴⁰ is selected from -C₁₋₆alkyl, -O-C₁₋₆alkyl, -C₃₋₇cycloalkyl, -O-C₃₋₇cycloalkyl,
 25 phenyl, -O-phenyl, -NR⁴¹R⁴², -CH[CH(CH₃)₂]-NH₂, -CH[CH(CH₃)₂]-NHC(O)O-C₁₋₆alkyl, and -CH(NH₂)CH₂COOCH₃; R⁴¹ and R⁴² are independently selected from H, -C₁₋₆alkyl, and benzyl; or R⁴¹ and R⁴² are taken together as -(CH₂)₃₋₆-, -C(O)-(CH₂)₃-, or -(CH₂)₂O(CH₂)₂-; and R⁴³ is selected from -O-C₁₋₆alkyl, -O-benzyl, and -NR⁴¹R⁴²;

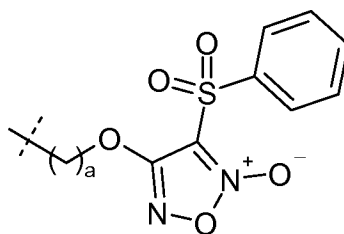
b is 0 or 1; R⁷ is selected from halo, -CH₃, -CF₃, and -CN;

30 c is 0 or an integer from 1 to 3; each R⁸ is independently selected from halo, -OH,

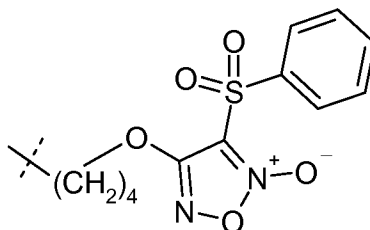
-CH₃, -OCH₃, and -CF₃; and

where each alkyl group in X is optionally substituted with 1 to 8 fluoro atoms;
or a pharmaceutically acceptable salt thereof.

2. The compound of Claim 1, where R¹ is -C₁₋₁₀alkyl substituted with 1 or 2 -ONO₂ groups.
3. The compound of Claim 2, where R¹ is -(CH₂)₄(ONO₂).
4. The compound of Claim 1, where R¹ is:

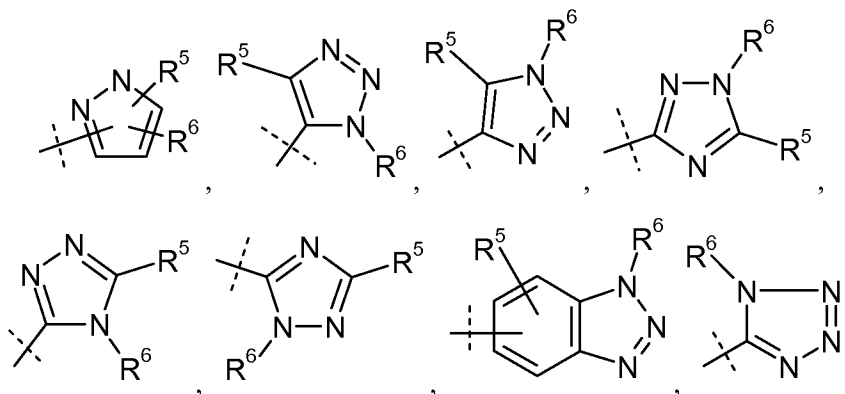


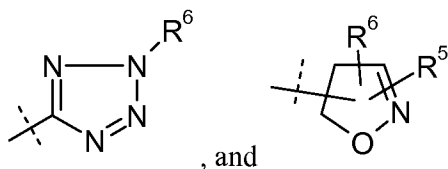
5. The compound of Claim 4, where R¹ is:



10

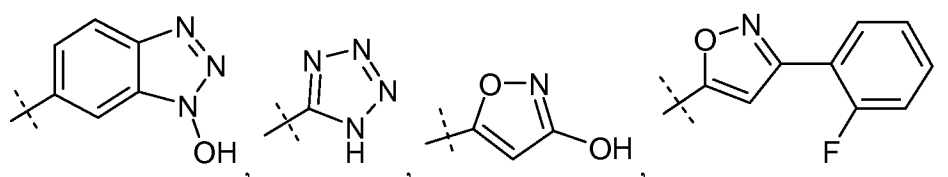
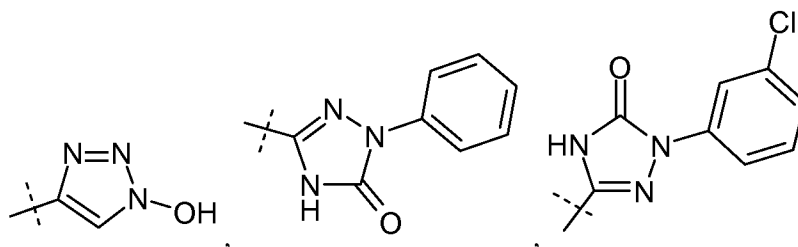
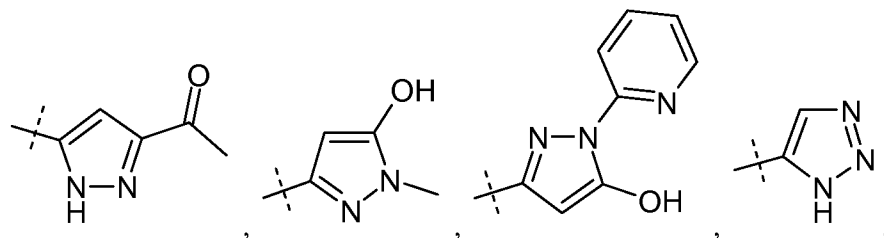
6. The compound of Claim 1, where R² is -OH and R³ is H.
7. The compound of Claim 1, where R² is -CH₂OH and R³ is -CH₃.
8. The compound of Claim 1, where X is selected from -COOR⁴, pyrazole, imidazole, triazole, benzotriazole, furan, pyrrole, tetrazole, pyrazine, thiophene, oxazole, isoxazole, thiazole, isothiazole, oxadiazole, thiadiazole, pyridazine, pyridine, pyrimidine, pyran, benzimidazole, benzoxazole, benzothiazole, pyridylimidazole, and pyridyltriazole.
9. The compound of Claim 8, where X is selected from -COOR⁴,



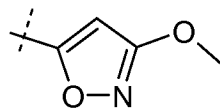


10. The compound of Claim 8, where X is -COOR⁴, and R⁴ is H.

11. The compound of Claim 8, where X is selected from -COOH,



and



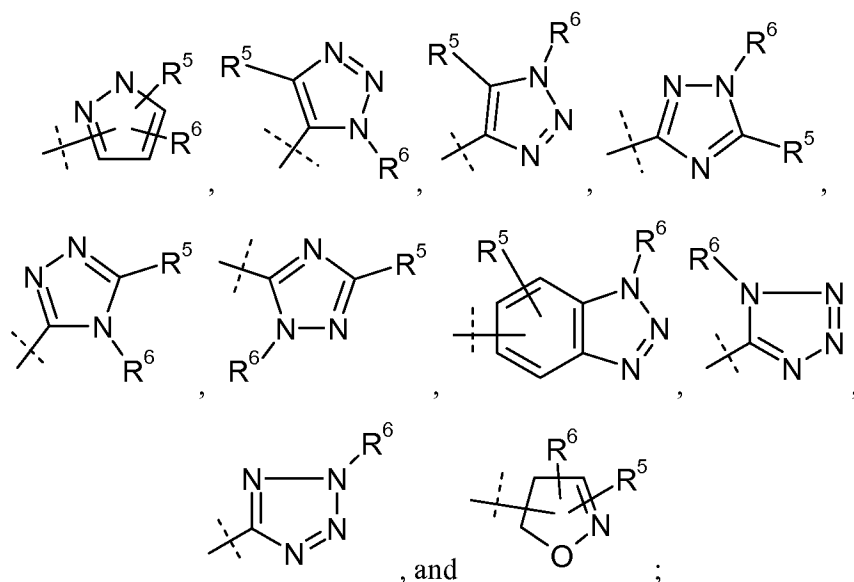
12. The compound of Claim 1, where R⁵ is absent or is selected from H, -C₀₋₅alkylene-OH, -C₀₋₂alkylene-O-C₁₋₆alkyl, -C(O)-C₁₋₆alkyl, =O, and phenyl substituted with one halo;

13. The compound of Claim 1, where R⁶ is selected from H, -OH, -C₁₋₆alkyl, pyridinyl, and phenyl optionally substituted with one halo.

14. The compound of Claim 1, where b is 0 or b is 1 and R⁷ is 3'-chloro.

15. The compound of Claim 1, where c is 0, or c is 1 and R⁸ is 3'-chloro, or c is 0 and R⁸ is 2'-fluoro, 5'-chloro or 2',5'-dichloro.

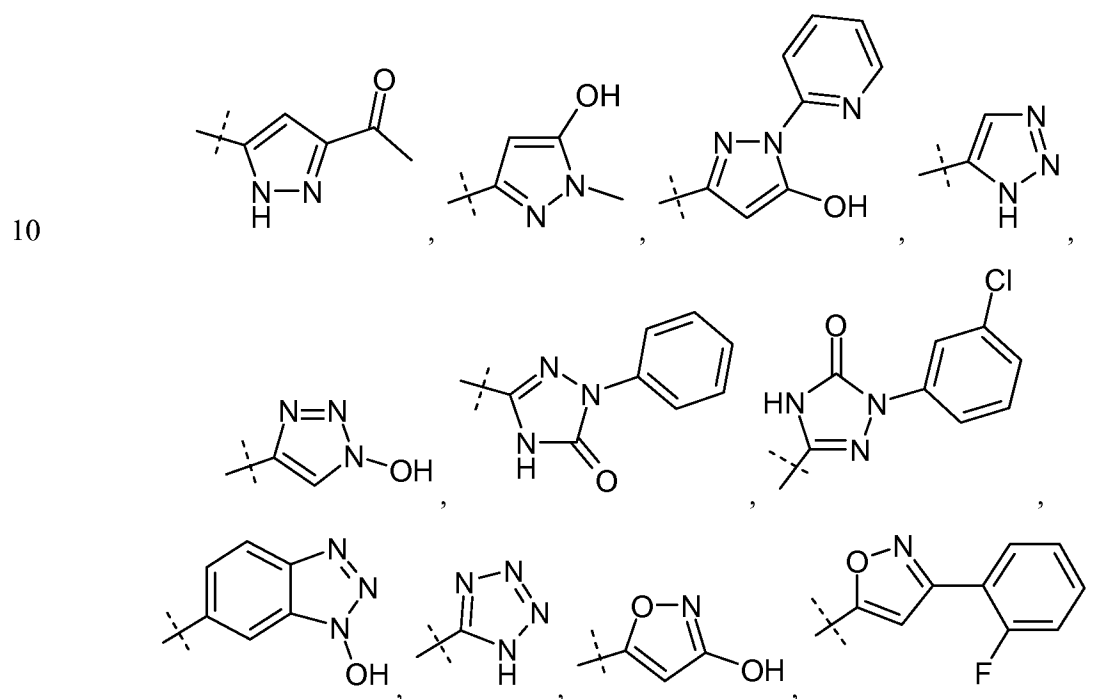
16. The compound of Claim 1, where R² is -OH and R³ is H, or R² is -CH₂OH and R³ is -CH₃; X is selected from -COOR⁴,

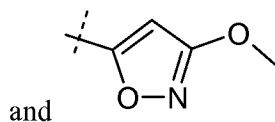


R⁵ is absent or is selected from H, -C_{0.5}alkylene-OH, -C_{0.2}alkylene-O-C_{1.6}alkyl,

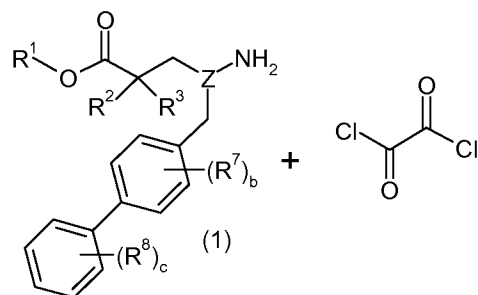
- 5 -C(O)-C₁₋₆alkyl, =O, and phenyl substituted with one halo; R⁶ is selected from H, -OH, -C₁₋₆alkyl, pyridinyl, and phenyl optionally substituted with one halo; b is 0 or b is 1 and R⁷ is 3'-chloro; and c is 0, or c is 1 and R⁸ is 3'-chloro, or c is 0 and R⁸ is 2'-fluoro, 5'-chloro or 2',5'-dichloro.

17. The compound of Claim 16 where X is selected from -COOH,

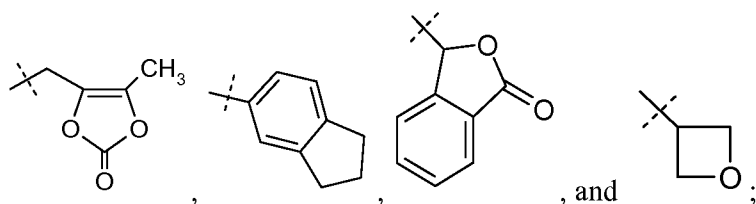




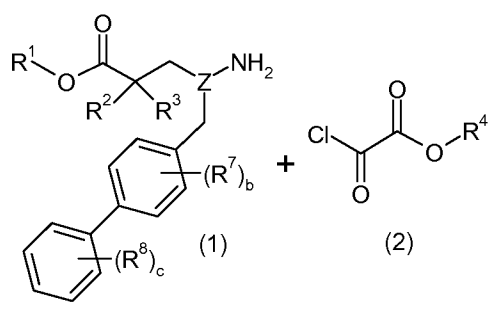
18. A pharmaceutical composition comprising a compound as claimed in any one of Claims 1 to 17 and a pharmaceutically acceptable carrier.
19. The pharmaceutical composition of Claim 18, further comprising a therapeutic agent selected from adenosine receptor antagonists, α -adrenergic receptor antagonists, β_1 -adrenergic receptor antagonists, β_2 -adrenergic receptor agonists, dual-acting β -adrenergic receptor antagonist/ α_1 -receptor antagonists, advanced glycation end product breakers, aldosterone antagonists, aldosterone synthase inhibitors, aminopeptidase N inhibitors, androgens, angiotensin-converting enzyme inhibitors and dual-acting angiotensin-converting enzyme/neprilysin inhibitors, angiotensin-converting enzyme 2 activators and stimulators, angiotensin-II vaccines, anticoagulants, anti-diabetic agents, antidiarrheal agents, anti-glaucoma agents, anti-lipid agents, antinociceptive agents, anti-thrombotic agents, AT₁ receptor antagonists and dual-acting AT₁ receptor antagonist/neprilysin inhibitors and multifunctional angiotensin receptor blockers, bradykinin receptor antagonists, calcium channel blockers, chymase inhibitors, digoxin, diuretics, dopamine agonists, endothelin converting enzyme inhibitors, endothelin receptor antagonists, HMG-CoA reductase inhibitors, estrogens, estrogen receptor agonists and/or antagonists, monoamine reuptake inhibitors, muscle relaxants, natriuretic peptides and their analogs, natriuretic peptide clearance receptor antagonists, neprilysin inhibitors, nitric oxide donors, non-steroidal anti-inflammatory agents, N-methyl d-aspartate receptor antagonists, opioid receptor agonists, phosphodiesterase inhibitors, prostaglandin analogs, prostaglandin receptor agonists, renin inhibitors, selective serotonin reuptake inhibitors, sodium channel blocker, soluble guanylate cyclase stimulators and activators, tricyclic antidepressants, vasopressin receptor antagonists, and combinations thereof.
20. The pharmaceutical composition of Claim 19, wherein the therapeutic agent is an AT₁ receptor antagonist.
21. A process for preparing a compound as claimed in any one of Claims 1 to 17, selected from:
 - (a) where X is -COOR⁴ and R⁴ is H, comprising the step of reacting a compound of formula 1 with oxalyl chloride in the presence of t-butyl alcohol:



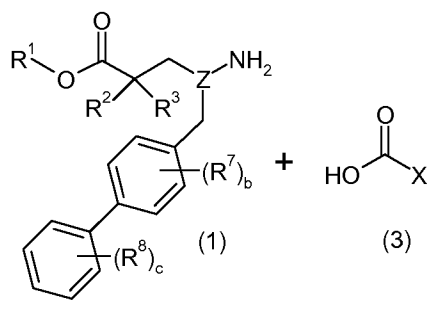
- (b) where X is $-\text{COOR}^4$ and R^4 is selected from $-\text{C}_{1-8}\text{alkyl}$, $-\text{C}_{1-3}\text{alkylene}-\text{C}_{6-10}\text{aryl}$, $-\text{C}_{1-3}\text{alkylene}-\text{C}_{1-9}\text{heteroaryl}$, $-\text{C}_{3-7}\text{cycloalkyl}$, $-(\text{CH}_2)_2\text{O}]_{1-3}\text{CH}_3$, $-\text{C}_{1-6}\text{alkylene}-\text{OC}(\text{O})\text{R}^{40}$, $-\text{C}_{1-6}\text{alkylene}-\text{NR}^{41}\text{R}^{42}$, $-\text{C}_{1-6}\text{alkylene}-\text{C}(\text{O})\text{R}^{43}$, $-\text{C}_{0-6}\text{alkylenemorpholinyl}$, $-\text{C}_{1-6}\text{alkylene}-\text{SO}_2-\text{C}_{1-6}\text{alkyl}$,



comprising the step of coupling a compound of formula 1 with a compound of formula 2:



- (c) where X is $-\text{C}_{1-9}\text{heteroaryl}$ substituted with R^5 and R^6 , comprising the step of
- 10 coupling a compound of formula 1 with a compound of formula 3:



to produce a compound of formula I.

22. A compound as claimed in any one of Claims 1 to 17, for use in therapy.
23. A compound as claimed in Claim 22, for use in treating cardiovascular disease.

24. A compound as claimed in Claim 22, for use in treating hypertension, heart failure, or renal disease.
25. The use of a compound as claimed in any one of Claims 1 to 17, for the manufacture of a medicament for treating cardiovascular disease.
- 5 26. The use of a compound as claimed in any one of Claims 1 to 17, for the manufacture of a medicament for treating hypertension, heart failure, or renal disease.

INTERNATIONAL SEARCH REPORT

International application No
PCT/US2013/043252

A. CLASSIFICATION OF SUBJECT MATTER

INV. C07D413/12 C07C233/56 C07D261/18 C07D271/08 A61K31/42
A61K31/4245 A61K31/216 A61P9/12

ADD.

According to International Patent Classification (IPC) or to both national classification and IPC

B. FIELDS SEARCHED

Minimum documentation searched (classification system followed by classification symbols)

C07D C07C A61K A61P

Documentation searched other than minimum documentation to the extent that such documents are included in the fields searched

Electronic data base consulted during the international search (name of data base and, where practicable, search terms used)

EPO-Internal, CHEM ABS Data, WPI Data

C. DOCUMENTS CONSIDERED TO BE RELEVANT

| Category* | Citation of document, with indication, where appropriate, of the relevant passages | Relevant to claim No. |
|-----------|---|-----------------------|
| A | US 2010/305145 A1 (COPPOLA GARY MARK [US] ET AL) 2 December 2010 (2010-12-02) the whole document ----- | 1-26 |



Further documents are listed in the continuation of Box C.



See patent family annex.

* Special categories of cited documents :

"A" document defining the general state of the art which is not considered to be of particular relevance

"E" earlier application or patent but published on or after the international filing date

"L" document which may throw doubts on priority claim(s) or which is cited to establish the publication date of another citation or other special reason (as specified)

"O" document referring to an oral disclosure, use, exhibition or other means

"P" document published prior to the international filing date but later than the priority date claimed

"T" later document published after the international filing date or priority date and not in conflict with the application but cited to understand the principle or theory underlying the invention

"X" document of particular relevance; the claimed invention cannot be considered novel or cannot be considered to involve an inventive step when the document is taken alone

"Y" document of particular relevance; the claimed invention cannot be considered to involve an inventive step when the document is combined with one or more other such documents, such combination being obvious to a person skilled in the art

"&" document member of the same patent family

Date of the actual completion of the international search

29 August 2013

Date of mailing of the international search report

23/09/2013

Name and mailing address of the ISA/

European Patent Office, P.B. 5818 Patentlaan 2
NL - 2280 HV Rijswijk
Tel. (+31-70) 340-2040,
Fax: (+31-70) 340-3016

Authorized officer

Matés Valdivielso, J

INTERNATIONAL SEARCH REPORT

Information on patent family members

International application No

PCT/US2013/043252

| Patent document cited in search report | Publication date | Patent family member(s) | Publication date |
|---|---------------------|----------------------------|---------------------|
| US 2010305145 | A1 | 02-12-2010 | |
| | | AR 076706 A1 | 29-06-2011 |
| | | AU 2010251948 A1 | 01-12-2011 |
| | | CA 2763565 A1 | 02-12-2010 |
| | | CN 102448928 A | 09-05-2012 |
| | | CO 6470846 A2 | 29-06-2012 |
| | | CR 20110617 A | 09-01-2012 |
| | | CU 20110216 A7 | 15-03-2012 |
| | | EA 201101672 A1 | 29-06-2012 |
| | | EC SP11011561 A | 31-01-2012 |
| | | EP 2435402 A2 | 04-04-2012 |
| | | JP 2012528107 A | 12-11-2012 |
| | | KR 20120041702 A | 02-05-2012 |
| | | MA 33364 B1 | 01-06-2012 |
| | | SG 176010 A1 | 29-12-2011 |
| | | SV 2011004077 A | 04-01-2012 |
| | | TW 201100393 A | 01-01-2011 |
| | | US 2010305145 A1 | 02-12-2010 |
| | | US 2012252830 A1 | 04-10-2012 |
| | | UY 32660 A | 31-12-2010 |
| | | WO 2010136474 A2 | 02-12-2010 |
| ----- | | | |